

RESULTS



4 x 100 Metres Relay Men - Final

RECORDS	RESULT	TEAM	COUNTRY	VENUE	DATE
World Record WR	36.84	Jamaica	JAM	Olympic Stadium, London (GBR)	11 Aug 2012
Championship Record CR	37.38	United States	USA	T. Robinson Stadium, Nassau (BAH)	2 May 2015
World Leading WL	38.29	PR of China	CHN	Shenzhen (CHN)	20 Mar 2021
Area Record AR		National Record NR		Season Best SB	

2 May 2021 19:34 START TIME 7° C TEMPERATURE 84 % HUMIDITY

PLACE	TEAM	BIB	LANE	REACTION	RESULT	Fn
1	SOUTH AFRICA Thando DLODLO Tlotliso Gift LEOTLELA Clarence MUNYAI Akani SIMBINE	RSA	4	0.156	38.71 10.83 (5) 9.16 (2) 9.64 (2) 9.08 (1)	19.99 (4) 29.63 (2)
2	ITALY Eseosa Fostine DESALU Lamont Marcell JACOBS Davide MANENTI Filippo TORTU	ITA	5	0.139	39.21 10.80 (4) 8.91 (1) 10.08 (7) 9.42 (4)	19.71 (1) 29.79 (3)
3	JAPAN Ryuichiro SAKAI Ryota SUZUKI Daisuke MIYAMOTO Hiroki YANAGITA	JPN	3	0.159	39.42 10.75 (2) 9.40 (5) 9.84 (6) 9.43 (5)	20.15 (5) 29.99 (5)
4	DENMARK Simon HANSEN Tazana Mikkel KAMANGA-DYRBAK Kojo MUSAH Frederik SCHOU-NIELSEN	DEN	2	0.132	39.56 10.84 (6) 9.41 (6) 9.81 (4) 9.50 (6)	20.25 (6) 30.06 (6)
	GERMANY Michael POHL Joshua HARTMANN Roy SCHMIDT Marvin SCHULTE	GER	9	0.156	DNF	
	NETHERLANDS Joris VAN GOOL Taymir BURNET Hensley PAULINA Christopher GARIA	NED	7	0.152	DNF 10.88 (7) 9.58 (7) 9.71 (3)	20.46 (7) 30.17 (7)
	BRAZIL Rodrigo DO NASCIMENTO Felipe BARDI DOS SANTOS Derick SILVA Paulo André CAMILO DE OLIVEIRA	BRA	6	0.144	DQ 10.67 (1) 9.30 (4) 9.54 (1) 9.21 (2)	TR17.3.1 19.97 (2) 29.51 (1)
	GHANA Sean SAFO-ANTWI Benjamin AZAMATI-KWAKU Joseph ODURO MANU Joseph Paul AMOAH	GHA	8	0.147	DQ 10.79 (3) 9.18 (3) 9.82 (5) 9.32 (3)	TR24.7 19.97 (2) 29.79 (4)


NOTE TR17.3.1 - lane infringement
TR24.7 - passing the baton outside the takeover zone (early / late takeover)

INTERMEDIATE TIMES			
100m	10.67	BRAZIL	200m 19.71 ITALY
300m	29.51	BRAZIL	

RESULTS
4 x 100 Metres Relay Men - Final

ALL-TIME TOP LIST				SEASON TOP LIST			
RESULT	TEAM	VENUE	DATE	RESULT	TEAM	VENUE	2021
36.84	JAMAICA (JAM)	Olympic Stadium, London (GBR)	11 Aug 12	38.29	PR OF CHINA (CHN)	Shenzhen (CHN)	20 Mar
37.10	UNITED STATES (USA)	International Stadium, Doha (QAT)	5 Oct 19	38.45	ITALY (ITA)	Silesia	1 May
37.36	GREAT BRITAIN & NI (GBR)	International Stadium, Doha (QAT)	5 Oct 19	38.45	BRAZIL (BRA)	Silesia	1 May
37.43	JAPAN (JPN)	Khalifa International Stadium, Doha (QAT)	5 Oct 19	38.49	CANADA (CAN)	LSU Bernie Moore Stadium, Baton Rouge, L	24 Apr
37.62	TRINIDAD AND TOBAGO (TTO)	Sporthallen, Berlin (GER)	22 Aug 09	38.49	SOUTH AFRICA (RSA)	Silesia	1 May
37.64	CANADA (CAN)	Estádio Olímpico, Rio de Janeiro (BRA)	19 Aug 16	38.58	LSU (USA)	LSU Bernie Moore Stadium, Baton Rouge, L	24 Apr
37.65	SOUTH AFRICA (RSA)	International Stadium, Doha (QAT)	4 Oct 19	38.70	GERMANY (GER)	Silesia	1 May
37.72	BRAZIL (BRA)	Khalifa International Stadium, Doha (QAT)	5 Oct 19	38.79	NETHERLANDS (NED)	Silesia	1 May
37.79	FRANCE (FRA)	Poljud Stadion, Split (CRO)	1 Sep 90	38.79	GHANA (GHA)	Silesia	1 May
37.79	PR OF CHINA (CHN)	Khalifa International Stadium, Doha (QAT)	4 Oct 19	38.98	JAPAN (JPN)	Silesia	1 May

RACE ANALYSIS



4 x 100 Metres Relay Men - Final

2 May 2021 19:34 START TIME 7° C TEMPERATURE 84 % HUMIDITY

1	100m	2	200m	3	300m			
1 SOUTH AFRICA						RSA	38.71	
1	10.83	2	9.16	3	9.64		9.08	
	10.83 (5)		19.99 (4)		29.63 (2)			
2 ITALY						ITA	39.21	
1	10.80	2	8.91	3	10.08		9.42	
	10.80 (4)		19.71 (1)		29.79 (3)			
3 JAPAN						JPN	39.42	
1	10.75	2	9.40	3	9.84		9.43	
	10.75 (2)		20.15 (5)		29.99 (5)			
4 DENMARK						DEN	39.56	
1	10.84	2	9.41	3	9.81		9.50	
	10.84 (6)		20.25 (6)		30.06 (6)			
GERMANY						GER	DNF	
NETHERLANDS						NED	DNF	
1	10.88	2	9.58	3	9.71			
	10.88 (7)		20.46 (7)		30.17 (7)			
BRAZIL						BRA	DQ	TR17.3.1
1	10.67	2	9.30	3	9.54			
	10.67 (1)		19.97 (2)		29.51 (1)			
GHANA						GHA	DQ	TR24.7
1	10.79	2	9.18	3	9.82			
	10.79 (3)		19.97 (2)		29.79 (4)			

NOTE TR17.3.1 - lane infringement
TR24.7 - passing the baton outside the takeover zone (early / late takeover)

RESULT PROGRESSION



4 x 100 Metres Relay Men - Final

RECORDS	RESULT	TEAM	COUNTRY	VENUE	DATE
World Record WR	36.84	Jamaica	JAM	Olympic Stadium, London (GBR)	11 Aug 2012
Championship Record CR	37.38	United States	USA	T. Robinson Stadium, Nassau (BAH)	2 May 2015
World Leading WL	38.29	PR of China	CHN	Shenzhen (CHN)	20 Mar 2021
Area Record AR		National Record NR		Season Best SB	

2 May 2021

RANK	BIB	TEAM	PHASE	HEAT	LANE	PLACE	RESULT
1		SOUTH AFRICA	Final	1	4	1	38.71
			Round 1	3	7	3	38.49 Q SB
2		ITALY	Final	1	5	2	39.21
			Round 1	3	3	1	38.45 Q SB
3		JAPAN	Final	1	3	3	39.42
			Round 1	2	8	7	38.98 q SB
4		DENMARK	Final	1	2	4	39.56
			Round 1	2	6	8	39.06 q NR
		NETHERLANDS	Final	1	7		DNF
			Round 1	1	5	5	38.79 Q SB
		GERMANY	Final	1	9		DNF
			Round 1	2	3	4	38.70 Q SB
		BRAZIL	Final	1	6		DQ TR17.3.1
			Round 1	2	7	2	38.45 Q SB
		GHANA	Final	1	8		DQ TR24.7
			Round 1	1	7	6	38.79 Q SB

NOTE TR17.3.1 - lane infringement
TR24.7 - passing the baton outside the takeover zone (early / late takeover)

ALL-TIME TOP LIST				SEASON TOP LIST			
RESULT	TEAM	VENUE	DATE	RESULT	TEAM	VENUE	2021
36.84	JAMAICA (JAM)	Olympic Stadium, London (GBR)	11 Aug 12	38.29	PR OF CHINA (CHN)	Shenzhen (CHN)	20 Mar
37.10	UNITED STATES (USA)	International Stadium, Doha (QAT)	5 Oct 19	38.45	ITALY (ITA)	Silesia	1 May
37.36	GREAT BRITAIN & NI (GBR)	International Stadium, Doha (QAT)	5 Oct 19	38.45	BRAZIL (BRA)	Silesia	1 May
37.43	JAPAN (JPN)	Khalifa International Stadium, Doha (QAT)	5 Oct 19	38.49	CANADA (CAN)	LSU Bernie Moore Stadium, Baton Rouge, L	24 Apr
37.62	TRINIDAD AND TOBAGO (TTO)	Waldbühne, Berlin (GER)	22 Aug 09	38.49	SOUTH AFRICA (RSA)	Silesia	1 May
37.64	CANADA (CAN)	Estádio Olímpico, Rio de Janeiro (BRA)	19 Aug 16	38.58	LSU (USA)	LSU Bernie Moore Stadium, Baton Rouge, L	24 Apr
37.65	SOUTH AFRICA (RSA)	International Stadium, Doha (QAT)	4 Oct 19	38.70	GERMANY (GER)	Silesia	1 May
37.72	BRAZIL (BRA)	Khalifa International Stadium, Doha (QAT)	5 Oct 19	38.79	NETHERLANDS (NED)	Silesia	1 May
37.79	FRANCE (FRA)	Poljud Stadion, Split (CRO)	1 Sep 90	38.79	GHANA (GHA)	Silesia	1 May
37.79	PR OF CHINA (CHN)	Khalifa International Stadium, Doha (QAT)	4 Oct 19	38.98	JAPAN (JPN)	Silesia	1 May

SUMMARY



4 x 100 Metres Relay Men - Round 1

First 2 in each heat (Q) and the next 2 fastest (q) advance to the Final

RECORDS	RESULT	TEAM	COUNTRY	VENUE	DATE
World Record WR	36.84	Jamaica	JAM	Olympic Stadium, London (GBR)	11 Aug 2012
Championship Record CR	37.38	United States	USA	T. Robinson Stadium, Nassau (BAH)	2 May 2015
World Leading WL	38.29	PR of China	CHN	Shenzhen (CHN)	20 Mar 2021
Area Record AR		National Record NR		Season Best SB	

1 May 2021

RANK	PLACE	HEAT	LANE	BIB	TEAM	REACTION	RESULT		
1	1	3	3	ITA	ITALY	0.155	38.45 (.441)	Q	SB
2	1	2	7	BRA	BRAZIL	0.155	38.45 (.442)	Q	SB
3	2	3	7	RSA	SOUTH AFRICA	0.271	38.49	Q	SB
4	2	2	3	GER	GERMANY	0.154	38.70	Q	SB
5	1	1	5	NED	NETHERLANDS	0.145	38.79 (.782)	Q	SB
6	2	1	7	GHA	GHANA	0.148	38.79 (.790)	Q	SB
7	3	2	8	JPN	JAPAN	0.143	38.98	q	SB
8	4	2	6	DEN	DENMARK	0.109	39.06 (.058)	q	NR
9	3	1	8	UKR	UKRAINE	0.132	39.06 (.059)		SB
10	3	3	8	FRA Y	FRANCE	0.145	39.08		SB
11	4	1	6	ESP	SPAIN	0.167	39.30		SB
12	5	2	5	POL	POLAND	0.163	39.34		SB
13	4	3	5	BOT	BOTSWANA	0.163	39.55		SB
14	5	1	3	TUR	TURKEY	0.161	39.59		SB
15	5	3	4	BLR	BELARUS	0.137	40.01		SB
16	6	2	4	ZIM	ZIMBABWE	0.170	40.54		
		1	4	CZE	CZECH REPUBLIC	0.149	DNF		
		3	6	POR	PORTUGAL	0.192	DQ	TR24.7	

NOTE TR24.7 - passing the baton outside the takeover zone (early / late takeover)
Y Yellow Card - BIB FRA (France) - CR18.5 unsporting manner / improper conduct


ALL-TIME TOP LIST

RESULT	TEAM	VENUE	DATE
36.84	JAMAICA (JAM)	Olympic Stadium, London (GBR)	11 Aug 12
37.10	UNITED STATES (USA)	International Stadium, Doha (QAT)	5 Oct 19
37.36	GREAT BRITAIN & NI (GBR)	International Stadium, Doha (QAT)	5 Oct 19
37.43	JAPAN (JPN)	Khalifa International Stadium, Doha (QAT)	5 Oct 19
37.62	TRINIDAD AND TOBAGO (TTO)	Sporthallen, Berlin (GER)	22 Aug 09
37.64	CANADA (CAN)	Estádio Olímpico, Rio de Janeiro (BRA)	19 Aug 16
37.65	SOUTH AFRICA (RSA)	International Stadium, Doha (QAT)	4 Oct 19
37.72	BRAZIL (BRA)	Khalifa International Stadium, Doha (QAT)	5 Oct 19
37.79	FRANCE (FRA)	Poljud Stadion, Split (CRO)	1 Sep 90
37.79	PR OF CHINA (CHN)	Khalifa International Stadium, Doha (QAT)	4 Oct 19

SEASON TOP LIST

RESULT	TEAM	VENUE	2021
38.29	PR OF CHINA (CHN)	Shenzhen (CHN)	20 Mar
38.45	ITALY (ITA)	Silesia	1 May
38.45	BRAZIL (BRA)	Silesia	1 May
38.49	CANADA (CAN)	LSU Bernie Moore Stadium, Baton Rouge, L	24 Apr
38.49	SOUTH AFRICA (RSA)	Silesia	1 May
38.58	LSU (USA)	LSU Bernie Moore Stadium, Baton Rouge, L	24 Apr
38.70	GERMANY (GER)	Silesia	1 May
38.79	NETHERLANDS (NED)	Silesia	1 May
38.79	GHANA (GHA)	Silesia	1 May
38.98	JAPAN (JPN)	Silesia	1 May

RACE ANALYSIS



4 x 100 Metres Relay Men - Round 1

First 2 in each heat (Q) and the next 2 fastest (q) advance to the Final

Heat 3 **3**

1 May 2021 20:56 START TIME

11° C TEMPERATURE 82 % HUMIDITY

1	100m	2	200m	3	300m
---	------	---	------	---	------

1 ITALY						ITA	38.45 SB
1	10.67	2	9.03	3	9.65		
	10.67 (2)		19.70 (1)		29.35 (1)		9.10

2 SOUTH AFRICA						RSA	38.49 SB
1	10.81	2	9.11	3	9.53		
	10.81 (4)		19.92 (2)		29.45 (2)		9.04

3 FRANCE						FRA	39.08 SB
1	10.63	2	9.50	3	9.55		
	10.63 (1)		20.13 (4)		29.68 (3)		9.40

4 BOTSWANA						BOT	39.55 SB
1	10.77	2	9.34	3	9.82		
	10.77 (3)		20.11 (3)		29.93 (4)		9.62

5 BELARUS						BLR	40.01 SB
1	10.91	2	9.72	3	9.83		
	10.91 (5)		20.63 (6)		30.46 (5)		9.55

PORTUGAL						POR	DQ TR24.7
1	11.06	2	9.37	3	10.22		
	11.06 (6)		20.43 (5)		30.65 (6)		

NOTE TR24.7 - passing the baton outside the takeover zone (early / late takeover)
 Yellow Card - BIB FRA (France) - CR18.5 unsporting manner / improper conduct

RESULTS



4 x 100 Metres Relay Men - Round 1

First 2 in each heat (Q) and the next 2 fastest (q) advance to the Final

RECORDS	RESULT	TEAM	COUNTRY	VENUE	DATE
World Record WR	36.84	Jamaica	JAM	Olympic Stadium, London (GBR)	11 Aug 2012
Championship Record CR	37.38	United States	USA	T. Robinson Stadium, Nassau (BAH)	2 May 2015
World Leading WL	38.29	PR of China	CHN	Shenzhen (CHN)	20 Mar 2021
Area Record AR		National Record NR		Season Best SB	

Heat 1 **3**

1 May 2021 20:38 START TIME
10° C TEMPERATURE 85 % HUMIDITY

PLACE	TEAM	BIB	LANE	REACTION	RESULT	Fn
1	NETHERLANDS Joris VAN GOOL Taymir BURNET Christopher GARIA Churandy MARTINA	NED	5	0.145	38.79 (.782) 10.74 (1) 9.27 (2) 9.42 (3) 9.36 (2)	Q SB 20.01 (2) 29.43 (1)
2	GHANA Sean SAFO-ANTWI Benjamin AZAMATI-KWAKU Joseph ODURO MANU Joseph Paul AMOAH	GHA	7	0.148	38.79 (.790) 10.85 (5) 9.10 (1) 9.61 (4) 9.23 (1)	Q SB 19.95 (1) 29.56 (2)
3	UKRAINE Erik KOSTRYTSYA Emil IBRAHIMOV Stanislav KOVALENKO Serhiy SMELYK	UKR	8	0.132	39.06 (.059) 10.82 (4) 9.51 (5) 9.37 (1) 9.36 (2)	SB 20.33 (4) 29.70 (3)
4	SPAIN José GONZALEZ Pol RETAMAL Jesús GÓMEZ Sergio LÓPEZ	ESP	6	0.167	39.30 10.94 (6) 9.43 (4) 9.40 (2) 9.53 (4)	SB 20.37 (5) 29.77 (4)
5	TURKEY Emre Zafer BARNES Jak Ali HARVEY Ertan ÖZKAN Ramil GULIYEV	TUR	3	0.161	39.59 10.74 (1) 9.42 (3) 9.85 (5) 9.58 (5)	SB 20.16 (3) 30.01 (5)
	CZECH REPUBLIC Zdeněk STROMŠÍK Jiří POLÁK Jan JIRKA Jan VELEBA	CZE	4	0.149	DNF 10.74 (1)	

INTERMEDIATE TIMES					
100m	10.74	CZECH REPUBLIC	200m	19.95	GHANA
300m	29.43	NETHERLANDS			

Heat 2 **3**

1 May 2021 20:47 START TIME
10° C TEMPERATURE 85 % HUMIDITY

PLACE	TEAM	BIB	LANE	REACTION	RESULT	Fn
1	BRAZIL Rodrigo DO NASCIMENTO Felipe BARDI DOS SANTOS Derick SILVA Paulo André CAMILO DE OLIVEIRA	BRA	7	0.155	38.45 (.442) 10.67 (2) 9.23 (2) 9.39 (1) 9.16 (1)	Q SB 19.90 (1) 29.29 (1)
2	GERMANY Julian REUS Joshua HARTMANN Deniz ALMAS Marvin SCHULTE	GER	3	0.154	38.70 10.77 (3) 9.29 (3) 9.46 (2) 9.18 (2)	Q SB 20.06 (4) 29.52 (3)

RESULTS
4 x 100 Metres Relay Men - Round 1

3	JAPAN	JPN	8	0.143	38.98	q	SB
	Ryuichiro SAKAI				10.56 (1)		
	Ryota SUZUKI				9.37 (4)	19.93 (2)	
	Daisuke MIYAMOTO				9.59 (3)	29.52 (2)	
	Hiroki YANAGITA				9.46 (3)		
4	DENMARK	DEN	6	0.109	39.06 (.058)	q	NR
	Simon HANSEN				10.79 (4)		
	Tazana Mikkel KAMANGA-DYRBAK				9.19 (1)	19.98 (3)	
	Kojo MUSAH				9.62 (5)	29.60 (4)	
	Frederik SCHOU-NIELSEN				9.46 (3)		
5	POLAND	POL	5	0.163	39.34		SB
	Mateusz SIUDA				10.82 (5)		
	Dominik KOPEĆ				9.42 (5)	20.24 (5)	
	Adrian BRZEZIŃSKI				9.59 (3)	29.83 (5)	
	Przemysław SŁOWIKOWSKI				9.51 (6)		
6	ZIMBABWE	ZIM	4	0.170	40.54		
	Dickson KAMUNGEREMU				10.86 (6)		
	Makanakaisha CHARAMBA				9.79 (6)	20.65 (6)	
	Rodwell Leroy NDLOVU				10.39 (6)	31.04 (6)	
	Ngoni MAKUSHA				9.50 (5)		

INTERMEDIATE TIMES

100m	10.56 JAPAN	200m	19.90 BRAZIL
300m	29.29 BRAZIL		


Heat 3 **3**

1 May 2021 20:56 START TIME

11° C TEMPERATURE 82% HUMIDITY

PLACE	TEAM	BIB	LANE	REACTION	RESULT		Fn
1	ITALY	ITA	3	0.155	38.45 (.441)	Q	SB
	Eseosa Fostine DESALU				10.67 (2)		
	Lamont Marcell JACOBS				9.03 (1)	19.70 (1)	
	Davide MANENTI				9.65 (3)	29.35 (1)	
	Filippo TORTU				9.10 (2)		
2	SOUTH AFRICA	RSA	7	0.271	38.49	Q	SB
	Thando DLODLO				10.81 (4)		
	Tlotliso Gift LEOTLELA				9.11 (2)	19.92 (2)	
	Clarence MUNYAI				9.53 (1)	29.45 (2)	
	Akani SIMBINE				9.04 (1)		
3	FRANCE	FRA	8	0.145	39.08		SB
	Amaury GOLITIN				10.63 (1)		
	Marvin RENÉ				9.50 (5)	20.13 (4)	
	Méba-Mickaël ZEZE				9.55 (2)	29.68 (3)	
	Mouhamadou FALL				9.40 (3)		
4	BOTSWANA	BOT	5	0.163	39.55		SB
	Thapelo MONAIWA				10.77 (3)		
	Letsile TEBOGO				9.34 (3)	20.11 (3)	
	Karabo MOTHIBI				9.82 (4)	29.93 (4)	
	Thuto MASASA				9.62 (6)		
5	BELARUS	BLR	4	0.137	40.01		SB
	Dzianis BLIZNETS				10.91 (5)		
	Stanislau DARAHAKUPETS				9.72 (6)	20.63 (6)	
	Siarhei PUSTABAYEU				9.83 (5)	30.46 (5)	
	Yury ZABALOTNY				9.55 (4)		
	PORTUGAL	POR	6	0.192	DQ	TR24.7	
	André PRAZERES				11.06 (6)		
	Diogo ANTUNES				9.37 (4)	20.43 (5)	
	Frederico CURVELO				10.22 (6)	30.65 (6)	
	Delvis SANTOS				9.56 (5)		

RESULTS
4 x 100 Metres Relay Men - Round 1

NOTE TR24.7 - passing the baton outside the takeover zone [early / late takeover]
 Yellow Card - BIB FRA (France) - CR18.5 unsporting manner / improper conduct

INTERMEDIATE TIMES

100m	10.63 FRANCE	200m	19.70 ITALY
300m	29.35 ITALY		

ALL-TIME TOP LIST				SEASON TOP LIST			
RESULT	TEAM	VENUE	DATE	RESULT	TEAM	VENUE	2021
36.84	JAMAICA (JAM)	Olympic Stadium, London (GBR)	11 Aug 12	38.29	PR OF CHINA (CHN)	Shenzhen (CHN)	20 Mar
37.10	UNITED STATES (USA)	International Stadium, Doha (QAT)	5 Oct 19	38.45	ITALY (ITA)	Silesia	1 May
37.36	GREAT BRITAIN & NI (GBR)	International Stadium, Doha (QAT)	5 Oct 19	38.45	BRAZIL (BRA)	Silesia	1 May
37.43	JAPAN (JPN)	Khalifa International Stadium, Doha (QAT)	5 Oct 19	38.49	CANADA (CAN)	LSU Bernie Moore Stadium, Baton Rouge, L	24 Apr
37.62	TRINIDAD AND TOBAGO (TTO)	Poljudstadion, Berlin (GER)	22 Aug 09	38.49	SOUTH AFRICA (RSA)	Silesia	1 May
37.64	CANADA (CAN)	Estádio Olímpico, Rio de Janeiro (BRA)	19 Aug 16	38.58	LSU (USA)	LSU Bernie Moore Stadium, Baton Rouge, L	24 Apr
37.65	SOUTH AFRICA (RSA)	International Stadium, Doha (QAT)	4 Oct 19	38.70	GERMANY (GER)	Silesia	1 May
37.72	BRAZIL (BRA)	Khalifa International Stadium, Doha (QAT)	5 Oct 19	38.79	NETHERLANDS (NED)	Silesia	1 May
37.79	FRANCE (FRA)	Poljud Stadion, Split (CRO)	1 Sep 90	38.79	GHANA (GHA)	Silesia	1 May
37.79	PR OF CHINA (CHN)	Khalifa International Stadium, Doha (QAT)	4 Oct 19	38.98	JAPAN (JPN)	Silesia	1 May

RESULTS



4 x 200 Metres Relay Men - Final

RECORDS	RESULT	TEAM	COUNTRY	VENUE	DATE
World Record WR	1:18.63	Jamaica	JAM	T. Robinson Stadium, Nassau (BAH)	24 May 2014
Championship Record CR	1:18.63	Jamaica	JAM	T. Robinson Stadium, Nassau (BAH)	24 May 2014
World Leading WL	1:21.31	Star Athletics		PVAMU Track Stadium, Prairie View, TX (U)	27 Mar 2021
Area Record AR		National Record NR		Season Best SB	

2 May 2021 20:12 START TIME 7° C TEMPERATURE 87 % HUMIDITY

PLACE	TEAM	BIB	LANE	REACTION	RESULT	Fn
1	GERMANY Steven MÜLLER Felix STRAUB Lucas ANSAH-PEPRAH Owen ANSAH	GER	7	0.159	1:22.43 21.47 (4) 20.79 (3) 20.21 (1) 19.96 (1)	SB 42.26 (4) 1:02.47 (1)
2	KENYA Mark Otieno ODHIAMBO Mike Mokamba NYANG'AU Elijah Onkware MATHEW Hesborn OCHIENG	KEN	5	0.138	1:24.26 21.28 (2) 20.54 (1) 21.13 (3) 21.31 (3)	SB 41.82 (1) 1:02.95 (2)
3	PORTUGAL Frederico CURVELO Delvis SANTOS Diogo ANTUNES André PRAZERES	POR	3	0.166	1:24.53 21.67 (5) 20.81 (4) 21.07 (2) 20.98 (2)	NR 42.48 (5) 1:03.55 (5)
4	ECUADOR Alex QUIÑÓNEZ Anderson MARQUINEZ Steeven Marcelo SALAS LÓPEZ Katriel ANGULO	ECU	2	0.202	1:24.89 21.20 (1) 20.96 (5) 21.32 (5) 21.41 (5)	NR 42.16 (2) 1:03.48 (3)
	DENMARK Steffen UDENGAARD KNUDSEN Simon HANSEN Tazana Mikkel KAMANGA-DYRBAK Kojo MUSAH	DEN	6	0.142	DNF 21.72 (6)	
	POLAND Dominik KOPEĆ Adrian BRZEZIŃSKI Łukasz ŻOK Karol ZALEWSKI	POL	4	0.154	DQ 21.44 (3) 20.78 (2) 21.27 (4) 21.40 (4)	TR24.6.3 42.22 (3) 1:03.49 (4)

NOTE TR24.6.3 - fault at recovering a dropped baton

INTERMEDIATE TIMES

200m	21.20	ECUADOR	400m	41.82	KENYA
600m	1:02.47	GERMANY			

ALL-TIME TOP LIST

RESULT	TEAM	VENUE	DATE
1:18.63	JAMAICA (JAM)	T. Robinson Stadium, Nassau (BAH)	24 May 14
1:18.68	SANTA MONICA TRACK CLUB (USA)	Walnut, CA (USA)	17 Apr 94
1:19.20	CANADA (CAN)	Gainesville, FL (USA)	2 Apr 16
1:20.42	SOUTH AFRICA (RSA)	International, Yokohama (JPN)	12 May 19
1:20.51	SAINT KITTS AND NEVIS (SKN)	Stadium, Nassau (BAH)	24 May 14
1:20.66	FRANCE (FRA)	T. Robinson Stadium, Nassau (BAH)	24 May 14
1:21.10	ITALY (ITA)	Cagliari (ITA)	29 Sep 83
1:21.22	POLAND (POL)	Gdansk (POL)	14 Jul 01
1:21.26	GERMANY (GER)	International, Yokohama (JPN)	12 May 19

SEASON TOP LIST

RESULT	TEAM	VENUE	2021
1:22.43	GERMANY (GER)	Silesia	2 May
1:22.59	SICHUAN (CHN)	Universiade Center, Shenzhen (CHN)	6 Feb
1:23.27	SOUTHERN MISS. (USA)	Sanders Track & Field Complex, Star	26 Mar
1:24.26	KENYA (KEN)	Silesia	2 May
1:24.53	PORTUGAL (POR)	Silesia	2 May
1:24.89	ECUADOR (ECU)	Silesia	2 May

Timing by SEIKO

AT-4X2-M-f--1--RS1..v1

Issued at 20:19 on Sunday, 02 May 2021

1 2

TITLE PARTNER

WORLD ATHLETICS PARTNERS



RESULTS
4 x 200 Metres Relay Men - Final

1:21.29 ENGLAND (GBR)

Birmingham (GBR) 23 Jun 89

RESULT PROGRESSION



4 x 200 Metres Relay Men - Final

RECORDS	RESULT	TEAM	COUNTRY	VENUE	DATE
World Record WR	1:18.63	Jamaica	JAM	T. Robinson Stadium, Nassau (BAH)	24 May 2014
Championship Record CR	1:18.63	Jamaica	JAM	T. Robinson Stadium, Nassau (BAH)	24 May 2014
World Leading WL	1:21.31	Star Athletics		PVAMU Track Stadium, Prairie View, TX (U)	27 Mar 2021
Area Record AR		National Record NR		Season Best SB	

2 May 2021

RANK	BIB	TEAM	PHASE	HEAT	LANE	PLACE	RESULT	
1		GERMANY	Final	1	7	1	1:22.43	SB
2		KENYA	Final	1	5	2	1:24.26	SB
3		PORTUGAL	Final	1	3	3	1:24.53	NR
4		ECUADOR	Final	1	2	4	1:24.89	NR
		DENMARK	Final	1	6		DNF	
		POLAND	Final	1	4		DQ	TR24.6.3

Photo Finish reading to 1/1000th of a second:

BIB POL - 84883

BIB ECU - 84883

NOTE TR24.6.3 - fault at recovering a dropped baton

ALL-TIME TOP LIST				SEASON TOP LIST			
RESULT	TEAM	VENUE	DATE	RESULT	TEAM	VENUE	2021
1:18.63	JAMAICA (JAM)	T. Robinson Stadium, Nassau (BAH)	24 May 14	1:22.43	GERMANY (GER)	Silesia	2 May
1:18.68	SANTA MONICA TRACK CLUB (USA)	Walnut, CA (USA)	17 Apr 94	1:22.59	SICHUAN (CHN)	Universiade Center, Shenzhen (CHN)	6 Feb
1:19.20	CANADA (CAN)	Gainesville, FL (USA)	2 Apr 16	1:23.27	SOUTHERN MISS. (USA)	Sanders Track & Field Complex, Star	26 Mar
1:20.42	SOUTH AFRICA (RSA)	International, Yokohama (JPN)	12 May 19	1:24.26	KENYA (KEN)	Silesia	2 May
1:20.51	SAINT KITTS AND NEVIS (SKN)	Stadium, Nassau (BAH)	24 May 14	1:24.53	PORTUGAL (POR)	Silesia	2 May
1:20.66	FRANCE (FRA)	T. Robinson Stadium, Nassau (BAH)	24 May 14	1:24.89	ECUADOR (ECU)	Silesia	2 May
1:21.10	ITALY (ITA)	Cagliari (ITA)	29 Sep 83				
1:21.22	POLAND (POL)	Gdansk (POL)	14 Jul 01				
1:21.26	GERMANY (GER)	International, Yokohama (JPN)	12 May 19				
1:21.29	ENGLAND (GBR)	Birmingham (GBR)	23 Jun 89				

RESULTS



4 x 400 Metres Relay Men - Final

RSA UPDATED LEG TIMES

RECORDS	RESULT	TEAM	COUNTRY	VENUE	DATE
World Record WR	2:54.29	United States	USA	Gottlieb-Daimler Stadion, Stuttgart (GER)	22 Aug 1993
Championship Record CR	2:57.25	United States	USA	T. Robinson Stadium, Nassau (BAH)	25 May 2014
World Leading WL	3:00.23	North Carolina A&T	USA	Mike A. Myers Stadium, Austin, TX (USA)	27 Mar 2021
Area Record AR		National Record NR		Season Best SB	

2 May 2021 20:42 START TIME 7° C TEMPERATURE 85 % HUMIDITY

PLACE	TEAM	BIB	LANE	REACTION	RESULT	Fn
1	NETHERLANDS Jochem DOBBER Liemarvin BONEVACIA Ramsey ANGELA Tony VAN DIEPEN	NED	5	0.183	3:03.45 45.95 (2) 45.85 (5) 46.18 (2) 45.47 (2)	1:31.80 (2) 2:17.98 (1)
2	JAPAN Rikuya ITO Kaito KAWABATA Kentaro SATO Aoto SUZUKI	JPN	4	0.148	3:04.45 46.85 (4) 45.44 (1) 45.72 (1) 46.44 (6)	1:32.29 (4) 2:18.01 (2)
3	BOTSWANA Isaac MAKWALA Boitumelo MASILO Ditiro NZAMANI Leungo SCOTCH	BOT	7	0.233	3:04.77 46.43 (3) 45.72 (3) 46.19 (3) 46.43 (5)	1:32.15 (3) 2:18.34 (3)
4	ITALY Lorenzo BENATI Alessandro SIBILIO Brayan LOPEZ Vladimir ACETI	ITA	8	0.231	3:05.11 47.07 (6) 45.70 (2) 46.96 (7) 45.38 (1)	1:32.77 (5) 2:19.73 (5)
5	SOUTH AFRICA Lythe PILLAY Zakhiti NENE Ranti Marvin DIKGALE Oscar MAVUNDLA	RSA	6	0.184	3:05.76 45.76 (1) 45.74 (4) 46.97 (8) 47.29 (7)	1:31.50 (1) 2:18.47 (4)
6	COLOMBIA Jhon Alejandro PERLAZA Yilmar Andrés HERRERA Jhon Alexander SOLIS Anthony José ZAMBRANO	COL	9	0.187	3:05.91 47.00 (5) 46.73 (8) 46.69 (6) 45.49 (3)	1:33.73 (7) 2:20.42 (7)
7	FRANCE Victor COROLLER Gilles BIRON Ludovic OUCENI Muhammad KOUNTA	FRA	3	0.194	3:06.16 47.28 (7) 46.33 (6) 46.59 (4) 45.96 (4)	1:33.61 (6) 2:20.20 (6)
8	BELGIUM Jonathan SACOOR Robin VANDERBEMDEN Dylan BORLÉE Kevin BORLÉE	BEL	2	0.141	3:10.74 47.99 (8) 46.53 (7) 46.65 (5) 49.57 (8)	1:34.52 (8) 2:21.17 (8)

INTERMEDIATE TIMES

400m	45.76	SOUTH AFRICA	800m	1:31.50	SOUTH AFRICA
1200m	2:17.98	NETHERLANDS			

RESULTS
4 x 400 Metres Relay Men - Final

RSA UPDATED LEG TIMES

ALL-TIME TOP LIST				SEASON TOP LIST			
RESULT	TEAM	VENUE	DATE	RESULT	TEAM	VENUE	2021
2:54.29	UNITED STATES (USA)	>-Daimler Stadion, Stuttgart (GER)	22 Aug 93	3:00.23	NORTH CAROLINA A&T (USA)	Myers Stadium, Austin, TX (USA)	27 Mar
2:56.60	GREAT BRITAIN & NI (GBR)	: Stadium, Atlanta, GA (USA)	3 Aug 96	3:03.03	NETHERLANDS (NED)	Silesia	1 May
2:56.72	BAHAMAS (BAH)	Olympic Stadium, London (GBR)	10 Aug 12	3:03.31	JAPAN (JPN)	Silesia	1 May
2:56.75	JAMAICA (JAM)	Olympic Stadium, Athina (GRE)	10 Aug 97	3:03.79	SOUTH AFRICA (RSA)	Silesia	1 May
2:58.00	POLAND (POL)	New York, NY (USA)	22 Jul 98	3:04.01	BELGIUM (BEL)	Silesia	1 May
2:58.12	TRINIDAD AND TOBAGO (TTO)	c Stadium, London (GBR)	13 Aug 17	3:04.03	BOTSWANA (BOT)	Silesia	1 May
2:58.52	BELGIUM (BEL)	Estádio Olímpico, Rio de Janeiro (BRA)	20 Aug 16	3:04.64	COLOMBIA (COL)	Silesia	1 May
2:58.56	BRAZIL (BRA)	Winnipeg (CAN)	30 Jul 99	3:04.78	FRANCE (FRA)	Silesia	1 May
2:58.68	NIGERIA (NGR)	Olympic Stadium, Sydney (AUS)	30 Sep 00	3:04.81	ITALY (ITA)	Silesia	1 May
2:58.96	FRANCE (FRA)	Stade de France, Paris-St-Denis (FRA)	31 Aug 03	3:05.04	POLAND (POL)	Silesia	1 May

RACE ANALYSIS



4 x 400 Metres Relay Men - Final

RSA UPDATED LEG TIMES

2 May 2021 20:42 START TIME 7° C TEMPERATURE 85 % HUMIDITY

1	400m	2	800m	3	1200m		
1 NETHERLANDS						NED	3:03.45
1	45.95	2	45.85	3	46.18	45.47	
	45.95 (2)		1:31.80 (2)		2:17.98 (1)		
2 JAPAN						JPN	3:04.45
1	46.85	2	45.44	3	45.72	46.44	
	46.85 (4)		1:32.29 (4)		2:18.01 (2)		
3 BOTSWANA						BOT	3:04.77
1	46.43	2	45.72	3	46.19	46.43	
	46.43 (3)		1:32.15 (3)		2:18.34 (3)		
4 ITALY						ITA	3:05.11
1	47.07	2	45.70	3	46.96	45.38	
	47.07 (6)		1:32.77 (5)		2:19.73 (5)		
5 SOUTH AFRICA						RSA	3:05.76
1	45.76	2	45.74	3	46.97	47.29	
	45.76 (1)		1:31.50 (1)		2:18.47 (4)		
6 COLOMBIA						COL	3:05.91
1	47.00	2	46.73	3	46.69	45.49	
	47.00 (5)		1:33.73 (7)		2:20.42 (7)		
7 FRANCE						FRA	3:06.16
1	47.28	2	46.33	3	46.59	45.96	
	47.28 (7)		1:33.61 (6)		2:20.20 (6)		
8 BELGIUM						BEL	3:10.74
1	47.99	2	46.53	3	46.65	49.57	
	47.99 (8)		1:34.52 (8)		2:21.17 (8)		

RESULT PROGRESSION



4 x 400 Metres Relay Men - Final

RSA UPDATED LEG TIMES

RECORDS	RESULT	TEAM	COUNTRY	VENUE	DATE
World Record WR	2:54.29	United States	USA	Gottlieb-Daimler Stadion, Stuttgart (GER)	22 Aug 1993
Championship Record CR	2:57.25	United States	USA	T. Robinson Stadium, Nassau (BAH)	25 May 2014
World Leading WL	3:00.23	North Carolina A&T	USA	Mike A. Myers Stadium, Austin, TX (USA)	27 Mar 2021
Area Record AR		National Record NR		Season Best SB	

2 May 2021

RANK	BIB	TEAM	PHASE	HEAT	LANE	PLACE	RESULT
1		NETHERLANDS	Final	1	5	1	3:03.45
			Round 1	2	7	1	3:03.03 Q SB
2		JAPAN	Final	1	4	2	3:04.45
			Round 1	1	7	2	3:03.31 Q SB
3		BOTSWANA	Final	1	7	3	3:04.77
			Round 1	3	7	5	3:04.03 Q SB
4		ITALY	Final	1	8	4	3:05.11
			Round 1	3	5	8	3:04.81 Q SB
5		SOUTH AFRICA	Final	1	6	5	3:05.76
			Round 1	2	4	3	3:03.79 Q SB
6		COLOMBIA	Final	1	9	6	3:05.91
			Round 1	1	6	6	3:04.64 Q SB
7		FRANCE	Final	1	3	7	3:06.16
			Round 1	1	3	7	3:04.78 q SB
8		BELGIUM	Final	1	2	8	3:10.74
			Round 1	2	5	4	3:04.01 q SB

ALL-TIME TOP LIST				SEASON TOP LIST			
RESULT	TEAM	VENUE	DATE	RESULT	TEAM	VENUE	2021
2:54.29	UNITED STATES (USA)	↳ Daimler Stadion, Stuttgart (GER)	22 Aug 93	3:00.23	NORTH CAROLINA A&T (USA)	Myers Stadium, Austin, TX (USA)	27 Mar
2:56.60	GREAT BRITAIN & NI (GBR)	: Stadium, Atlanta, GA (USA)	3 Aug 96	3:03.03	NETHERLANDS (NED)	Silesia	1 May
2:56.72	BAHAMAS (BAH)	Olympic Stadium, London (GBR)	10 Aug 12	3:03.31	JAPAN (JPN)	Silesia	1 May
2:56.75	JAMAICA (JAM)	Olympic Stadium, Athina (GRE)	10 Aug 97	3:03.79	SOUTH AFRICA (RSA)	Silesia	1 May
2:58.00	POLAND (POL)	New York, NY (USA)	22 Jul 98	3:04.01	BELGIUM (BEL)	Silesia	1 May
2:58.12	TRINIDAD AND TOBAGO (TTO)	c Stadium, London (GBR)	13 Aug 17	3:04.03	BOTSWANA (BOT)	Silesia	1 May
2:58.52	BELGIUM (BEL)	Estádio Olímpico, Rio de Janeiro (BRA)	20 Aug 16	3:04.64	COLOMBIA (COL)	Silesia	1 May
2:58.56	BRAZIL (BRA)	Winnipeg (CAN)	30 Jul 99	3:04.78	FRANCE (FRA)	Silesia	1 May
2:58.68	NIGERIA (NGR)	Olympic Stadium, Sydney (AUS)	30 Sep 00	3:04.81	ITALY (ITA)	Silesia	1 May
2:58.96	FRANCE (FRA)	Stade de France, Paris-St-Denis (FRA)	31 Aug 03	3:05.04	POLAND (POL)	Silesia	1 May

SUMMARY



4 x 400 Metres Relay Men - Round 1

First 2 in each heat (Q) and the next 2 fastest (q) advance to the Final

RECORDS	RESULT	TEAM	COUNTRY	VENUE	DATE
World Record WR	2:54.29	United States	USA	Gottlieb-Daimler Stadion, Stuttgart (GER)	22 Aug 1993
Championship Record CR	2:57.25	United States	USA	T. Robinson Stadium, Nassau (BAH)	25 May 2014
World Leading WL	3:00.23	North Carolina A&T	USA	Mike A. Myers Stadium, Austin, TX (USA)	27 Mar 2021
Area Record AR		National Record NR		Season Best SB	

1 May 2021

RANK	PLACE	HEAT	LANE	BIB	TEAM	REACTION	RESULT		
1	1	2	7	NED	NETHERLANDS	0.192	3:03.03	Q	SB
2	1	1	7	JPN	JAPAN	0.148	3:03.31	Q	SB
3	2	2	4	RSA	SOUTH AFRICA	0.183	3:03.79	Q	SB
4	3	2	5	BEL	BELGIUM	0.156	3:04.01	q	SB
5	1	3	7	BOT	BOTSWANA	0.208	3:04.03	Q	SB
6	2	1	6	COL	COLOMBIA	0.182	3:04.64	Q	SB
7	3	1	3	FRA	FRANCE	0.151	3:04.78	q	SB
8	2	3	5	ITA	ITALY	0.208	3:04.81	Q	SB
9	3	3	3	POL	POLAND	0.171	3:05.04		SB
10	4	1	4	CZE	CZECH REPUBLIC	0.183	3:05.11		SB
11	4	3	6	GER	GERMANY	0.220	3:05.83		SB
12	4	2	6	TUR	TURKEY	0.154	3:06.05		SB
13	5	2	3	ESP	SPAIN	0.170	3:06.09		SB
14	5	3	4	GBR	GREAT BRITAIN & NI	0.226	3:10.63		
15	5	1	5	KEN	KENYA	0.280	3:10.81		SB

ALL-TIME TOP LIST

RESULT	TEAM	VENUE	DATE
2:54.29	UNITED STATES (USA)	g-Daimler Stadion, Stuttgart (GER)	22 Aug 93
2:56.60	GREAT BRITAIN & NI (GBR)	: Stadium, Atlanta, GA (USA)	3 Aug 96
2:56.72	BAHAMAS (BAH)	Olympic Stadium, London (GBR)	10 Aug 12
2:56.75	JAMAICA (JAM)	Olympic Stadium, Athina (GRE)	10 Aug 97
2:58.00	POLAND (POL)	New York, NY (USA)	22 Jul 98
2:58.12	TRINIDAD AND TOBAGO (TTO)	c Stadium, London (GBR)	13 Aug 17
2:58.52	BELGIUM (BEL)	Estádio Olímpico, Rio de Janeiro (BRA)	20 Aug 16
2:58.56	BRAZIL (BRA)	Winnipeg (CAN)	30 Jul 99
2:58.68	NIGERIA (NGR)	Olympic Stadium, Sydney (AUS)	30 Sep 00
2:58.96	FRANCE (FRA)	Stade de France, Paris-St-Denis (FRA)	31 Aug 03

SEASON TOP LIST

RESULT	TEAM	VENUE	2021
3:00.23	NORTH CAROLINA A&T (USA)	Myers Stadium, Austin, TX (USA)	27 Mar
3:03.03	NETHERLANDS (NED)	Silesia	1 May
3:03.31	JAPAN (JPN)	Silesia	1 May
3:03.79	SOUTH AFRICA (RSA)	Silesia	1 May
3:04.01	BELGIUM (BEL)	Silesia	1 May
3:04.03	BOTSWANA (BOT)	Silesia	1 May
3:04.64	COLOMBIA (COL)	Silesia	1 May
3:04.78	FRANCE (FRA)	Silesia	1 May
3:04.81	ITALY (ITA)	Silesia	1 May
3:05.04	POLAND (POL)	Silesia	1 May

RACE ANALYSIS



4 x 400 Metres Relay Men - Round 1

First 2 in each heat (Q) and the next 2 fastest (q) advance to the Final

Heat 3 **3**

1 May 2021 19:54 START TIME

11° C TEMPERATURE 79 % HUMIDITY

1	400m	2	800m	3	1200m
---	------	---	------	---	-------

1 BOTSWANA						BOT	3:04.03 SB
1	46.06	2	46.09	3	45.38		
	46.06 (1)		1:32.15 (1)		2:17.53 (1)		
							46.50
2 ITALY						ITA	3:04.81 SB
1	46.93	2	45.81	3	46.71		
	46.93 (2)		1:32.74 (2)		2:19.45 (2)		
							45.36
3 POLAND						POL	3:05.04 SB
1	47.00	2	46.13	3	46.47		
	47.00 (3)		1:33.13 (3)		2:19.60 (3)		
							45.44
4 GERMANY						GER	3:05.83 SB
1	47.04	2	46.48	3	46.46		
	47.04 (4)		1:33.52 (4)		2:19.98 (4)		
							45.85
5 GREAT BRITAIN & NI						GBR	3:10.63
1	47.23	2	48.10	3	47.64		
	47.23 (5)		1:35.33 (5)		2:22.97 (5)		
							47.66

RESULTS



4 x 400 Metres Relay Men - Round 1

First 2 in each heat (Q) and the next 2 fastest (q) advance to the Final

RECORDS	RESULT	TEAM	COUNTRY	VENUE	DATE
World Record WR	2:54.29	United States	USA	Gottlieb-Daimler Stadion, Stuttgart (GER)	22 Aug 1993
Championship Record CR	2:57.25	United States	USA	T. Robinson Stadium, Nassau (BAH)	25 May 2014
World Leading WL	3:00.23	North Carolina A&T	USA	Mike A. Myers Stadium, Austin, TX (USA)	27 Mar 2021
Area Record AR		National Record NR		Season Best SB	

Heat 1

3

1 May 2021

19:34 START TIME

11° C TEMPERATURE

79 % HUMIDITY

PLACE	TEAM	BIB	LANE	REACTION	RESULT		Fn
1	JAPAN	JPN	7	0.148	3:03.31	Q	SB
	Rikuya ITO				46.09 (1)		
	Kentaro SATO				45.55 (1)	1:31.64 (1)	
	Kazuma HIGUCHI				46.41 (3)	2:18.05 (1)	
	Kaito KAWABATA				45.26 (2)		
2	COLOMBIA	COL	6	0.182	3:04.64	Q	SB
	Jhon Alejandro PERLAZA				46.62 (2)		
	Yilmar Andrés HERRERA				45.94 (3)	1:32.56 (3)	
	Jhon Alexander SOLIS				46.39 (2)	2:18.95 (2)	
	Anthony José ZAMBRANO				45.69 (3)		
3	FRANCE	FRA	3	0.151	3:04.78	q	SB
	Mamadou Kasse HANN				47.46 (4)		
	Loïc PREVOT				46.28 (4)	1:33.74 (4)	
	Nicolas COURBIERE				46.00 (1)	2:19.74 (4)	
	Thomas JORDIER				45.04 (1)		
4	CZECH REPUBLIC	CZE	4	0.183	3:05.11		SB
	Michal DESENSKÝ				46.89 (3)		
	Pavel MASLÁK				45.56 (2)	1:32.45 (2)	
	Martin TUČEK				46.84 (4)	2:19.29 (3)	
	Patrik ŠORM				45.82 (4)		
5	KENYA	KEN	5	0.280	3:10.81		SB
	Stanley Kieti MUTUNGA				48.52 (5)		
	William RAYIAN				47.62 (5)	1:36.14 (5)	
	David Sanayek KAPIRANTE				47.78 (5)	2:23.92 (5)	
	Kevin Kiprotich TONUI				46.89 (5)		

INTERMEDIATE TIMES

400m	46.09 JAPAN	800m	1:31.64 JAPAN
1200m	2:18.05 JAPAN		

Heat 2

3

1 May 2021

19:44 START TIME

11° C TEMPERATURE

80 % HUMIDITY

PLACE	TEAM	BIB	LANE	REACTION	RESULT		Fn
1	NETHERLANDS	NED	7	0.192	3:03.03	Q	SB
	Jochem DOBBER				45.90 (1)		
	Liemarvin BONEVACIA				45.92 (2)	1:31.82 (1)	
	Ramsey ANGELA				46.27 (4)	2:18.09 (2)	
	Tony VAN DIEPEN				44.94 (2)		
2	SOUTH AFRICA	RSA	4	0.183	3:03.79	Q	SB
	Lythe PILLAY				46.25 (2)		
	Zakhiti NENE				45.90 (1)	1:32.15 (2)	
	Oscar MAVUNDLA				45.69 (2)	2:17.84 (1)	
	Ranti Marvin DIKGALE				45.95 (5)		
3	BELGIUM	BEL	5	0.156	3:04.01	q	SB
	Dylan BORLÉE				46.77 (3)		
	Robin VANDERBEMDEN				46.47 (3)	1:33.24 (3)	
	Jonathan SACOOR				45.98 (3)	2:19.22 (3)	
	Kevin BORLÉE				44.79 (1)		

RESULTS
4 x 400 Metres Relay Men - Round 1

4	TURKEY	TUR	6	0.154	3:06.05	SB
	Oguzhan KAYA				47.52 (5)	
	Yavuz CAN				47.53 (5)	1:35.05 (5)
	Berke AKÇAM				45.24 (1)	2:20.29 (4)
	Ilyas ÇANAKÇI				45.76 (4)	
5	SPAIN	ESP	3	0.170	3:06.09	SB
	Óscar HUSILLOS				47.28 (4)	
	Lucas BÚA				46.80 (4)	1:34.08 (4)
	Manuel GUIJARRO				46.67 (5)	2:20.75 (5)
	Samuel GARCÍA				45.34 (3)	

INTERMEDIATE TIMES

400m	45.90 NETHERLANDS	800m	1:31.82 NETHERLANDS
1200m	2:17.84 SOUTH AFRICA		

Heat 3 **3**

1 May 2021 19:54 START TIME 11° C 79 %
TEMPERATURE HUMIDITY

PLACE	TEAM	BIB	LANE	REACTION	RESULT	Q	SB	Fn
1	BOTSWANA	BOT	7	0.208	3:04.03	Q	SB	
	Isaac MAKWALA				46.06 (1)			
	Leungo SCOTCH				46.09 (2)	1:32.15 (1)		
	Boitumelo MASILO				45.38 (1)	2:17.53 (1)		
	Ditiro NZAMANI				46.50 (4)			
2	ITALY	ITA	5	0.208	3:04.81	Q	SB	
	Lorenzo BENATI				46.93 (2)			
	Alessandro SIBILIO				45.81 (1)	1:32.74 (2)		
	Brayan LOPEZ				46.71 (4)	2:19.45 (2)		
	Vladimir ACETI				45.36 (1)			
3	POLAND	POL	3	0.171	3:05.04		SB	
	Kajetan DUSZYŃSKI				47.00 (3)			
	Dariusz KOWALUK				46.13 (3)	1:33.13 (3)		
	Wiktor SUWARA				46.47 (3)	2:19.60 (3)		
	Karol ZALEWSKI				45.44 (2)			
4	GERMANY	GER	6	0.220	3:05.83		SB	
	Tobias LANGE				47.04 (4)			
	Marvin SCHLEGEL				46.48 (4)	1:33.52 (4)		
	Torben JUNKER				46.46 (2)	2:19.98 (4)		
	Manuel SANDERS				45.85 (3)			
5	GREAT BRITAIN & NI	GBR	4	0.226	3:10.63			
	Joseph BRIER				47.23 (5)			
	James WILLIAMS				48.10 (5)	1:35.33 (5)		
	Kevin METZGER				47.64 (5)	2:22.97 (5)		
	Dwayne COWAN				47.66 (5)			

INTERMEDIATE TIMES

400m	46.06 BOTSWANA	800m	1:32.15 BOTSWANA
1200m	2:17.53 BOTSWANA		

ALL-TIME TOP LIST

RESULT	TEAM	VENUE	DATE
2:54.29	UNITED STATES (USA)	>-Daimler Stadion, Stuttgart (GER)	22 Aug 93
2:56.60	GREAT BRITAIN & NI (GBR)	: Stadium, Atlanta, GA (USA)	3 Aug 96
2:56.72	BAHAMAS (BAH)	Olympic Stadium, London (GBR)	10 Aug 12
2:56.75	JAMAICA (JAM)	Olympic Stadium, Athina (GRE)	10 Aug 97
2:58.00	POLAND (POL)	New York, NY (USA)	22 Jul 98
2:58.12	TRINIDAD AND TOBAGO (TTO)	c Stadium, London (GBR)	13 Aug 17
2:58.52	BELGIUM (BEL)	Estádio Olímpico, Rio de Janeiro (BRA)	20 Aug 16
2:58.56	BRAZIL (BRA)	Winnipeg (CAN)	30 Jul 99
2:58.68	NIGERIA (NGR)	Olympic Stadium, Sydney (AUS)	30 Sep 00
2:58.96	FRANCE (FRA)	Stade de France, Paris-St-Denis (FRA)	31 Aug 03

SEASON TOP LIST

RESULT	TEAM	VENUE	2021
3:00.23	NORTH CAROLINA A&T (USA)	Myers Stadium, Austin, TX (USA)	27 Mar
3:03.03	NETHERLANDS (NED)	Silesia	1 May
3:03.31	JAPAN (JPN)	Silesia	1 May
3:03.79	SOUTH AFRICA (RSA)	Silesia	1 May
3:04.01	BELGIUM (BEL)	Silesia	1 May
3:04.03	BOTSWANA (BOT)	Silesia	1 May
3:04.64	COLOMBIA (COL)	Silesia	1 May
3:04.78	FRANCE (FRA)	Silesia	1 May
3:04.81	ITALY (ITA)	Silesia	1 May
3:05.04	POLAND (POL)	Silesia	1 May

RESULTS



4 x 100 Metres Relay Women - Final

RECORDS	RESULT	TEAM	COUNTRY	VENUE	DATE
World Record WR	40.82	United States	USA	Olympic Stadium, London (GBR)	10 Aug 2012
Championship Record CR	41.88	United States	USA	T. Robinson Stadium, Nassau (BAH)	24 May 2014
World Leading WL	42.70	Star Athletics	USA	Prairie View, TX (USA)	3 Apr 2021
World Leading WL	42.70	LSU		LSU Bernie Moore Stadium, Baton Rouge, L	24 Apr 2021
Area Record AR		National Record NR		Season Best SB	

2 May 2021 19:47 START TIME 7° C 84 %
TEMPERATURE HUMIDITY

PLACE	TEAM	BIB	LANE	REACTION	RESULT	Fn
1	ITALY	ITA	6	0.166	43.79	SB
	Irene SIRAGUSA				12.00 (5)	
	Gloria HOOPER				10.57 (4)	22.57 (4)
	Anna BONGIORNI				10.75 (1)	33.32 (2)
	Vittoria FONTANA				10.47 (2)	
2	POLAND	POL	5	0.144	44.10	
	Magdalena STEFANOWICZ					
	Klaudia ADAMEK					(1)
	Katarzyna SOKÓLSKA				33.65 (8)	33.65 (4)
	Pia SKRZYSZOWSKA				10.45 (1)	
3	NETHERLANDS	NED	4	0.171	44.10	
	Jamile SAMUEL				11.79 (1)	
	Dafne SCHIPPERS				10.19 (1)	21.98 (2)
	Nadine VISSER				10.81 (2)	32.79 (1)
	Naomi SEDNEY				11.31 (6)	
4	JAPAN	JPN	9	0.155	44.40	
	Hanae AOYAMA				11.84 (2)	
	Mei KODAMA				10.88 (7)	22.72 (8)
	Ami SAITO				11.01 (4)	33.73 (5)
	Remi TSURUTA				10.67 (3)	
5	ECUADOR	ECU	2	0.167	44.43	
	Ángela Gabriela TENORIO				11.85 (3)	
	Gabriela Anahi SUAREZ				10.47 (2)	22.32 (3)
	Yuliana ANGULO				11.42 (6)	33.74 (6)
	Marizol LANDÁZURI				10.69 (5)	
6	DENMARK	DEN	3	0.182	45.34	
	Mathilde U. KRAMER				11.93 (4)	
	Astrid GLENNER-FRANDSEN				10.74 (6)	22.67 (7)
	Mette GRAVERSGAARD				11.26 (5)	33.93 (7)
	Emma Beiter BOMME				11.41 (7)	
	FRANCE	FRA	7	0.200	DNF	
	Wided ATATOU				12.17 (7)	
	Cynthia LEDUC				10.48 (3)	22.65 (6)
	Maroussia PARÉ				10.98 (3)	33.63 (3)
	Sarah RICHARD MINGAS					
	SWITZERLAND	SUI	8	0.180	DQ	TR24.7
	Riccarda DIETSCH				12.00 (5)	
	Salomé KORA				10.61 (5)	22.61 (5)
	Cornelia HALBHEER				11.51 (7)	34.12 (8)
	Cynthia REINLE				10.68 (4)	


NOTE TR24.7 - passing the baton outside the takeover zone (early / late takeover)

INTERMEDIATE TIMES				
100m	11.79	NETHERLANDS	200m	POLAND
300m	32.79	NETHERLANDS		

RESULTS
4 x 100 Metres Relay Women - Final

ALL-TIME TOP LIST				SEASON TOP LIST			
RESULT	TEAM	VENUE	DATE	RESULT	TEAM	VENUE	2021
40.82	UNITED STATES (USA)	Olympic Stadium, London (GBR)	10 Aug 12	42.70	STAR ATHLETICS (USA)	Prairie View, TX (USA)	3 Apr
41.07	JAMAICA (JAM)	National Stadium, Beijing (CHN)	29 Aug 15	43.12	GERMANY (GER)	Estadio Municipal de Santa Lucia, Vecind	16 Apr
41.37	GERMAN DEMOCRATIC REPUBLIC (GDR)	iberra (AUS)	6 Oct 85	43.28	NETHERLANDS (NED)	Silesia	1 May
41.49	RUSSIA (RUS)	Gottlieb-Daimler Stadion, Stuttgart (GER)	22 Aug 93	43.45	BRAZIL (BRA)	Cougar Athletic Stadium (Azusa Pacific U	16 Apr
41.62	GERMANY (GER)	Mannheim (GER)	29 Jul 16	43.51	FRANCE (FRA)	Silesia	1 May
41.77	GREAT BRITAIN & NI (GBR)	mpico, Rio de Janeiro (BRA)	19 Aug 16	43.64	POLAND (POL)	Silesia	1 May
41.78	FRANCE (FRA)	Stade de France, Paris-St-Denis (FRA)	30 Aug 03	43.71	SWITZERLAND (SUI)	Silesia	1 May
41.92	BAHAMAS (BAH)	La Cartuja, Sevilla (ESP)	29 Aug 99	43.79	ITALY (ITA)	Silesia	2 May
42.00	SOVIET UNION (URS)	Moskva (URS)	17 Aug 85	43.85	ZCSA (ZAM)	National Heroes Stadium, Lusaka (ZAM)	11 Apr
42.03	TRINIDAD AND TOBAGO (TTO)	al Stadium, Beijing (CHN)	29 Aug 15	43.86	ECUADOR (ECU)	Silesia	1 May

RACE ANALYSIS



4 x 100 Metres Relay Women - Final

2 May 2021 19:47 START TIME

7° C TEMPERATURE 84 % HUMIDITY

1 100m 2 200m 3 300m

1 ITALY			
1	12.00	2	10.57
	12.00 (6)		22.57 (4)
3	10.75	10.47	
	33.32 (2)		

ITA **43.79** SB

2 POLAND			
2		3	33.65
	(1)		33.65 (4)
		10.45	

POL **44.10**

3 NETHERLANDS			
1	11.79	2	10.19
	11.79 (1)		21.98 (2)
3	10.81	11.31	
	32.79 (1)		

NED **44.10**

4 JAPAN			
1	11.84	2	10.88
	11.84 (2)		22.72 (8)
3	11.01	10.67	
	33.73 (5)		

JPN **44.40**

5 ECUADOR			
1	11.85	2	10.47
	11.85 (3)		22.32 (3)
3	11.42	10.69	
	33.74 (6)		

ECU **44.43**

6 DENMARK			
1	11.93	2	10.74
	11.93 (4)		22.67 (7)
3	11.26	11.41	
	33.93 (7)		

DEN **45.34**

FRANCE			
1	12.17	2	10.48
	12.17 (7)		22.65 (6)
3	10.98		
	33.63 (3)		

FRA **DNF**

SWITZERLAND			
1	12.00	2	10.61
	12.00 (5)		22.61 (5)
3	11.51	34.12 (8)	

SUI **DQ** TR24.7

NOTE TR24.7 - passing the baton outside the takeover zone (early / late takeover)

RESULT PROGRESSION



4 x 100 Metres Relay Women - Final

RECORDS	RESULT	TEAM	COUNTRY	VENUE	DATE
World Record WR	40.82	United States	USA	Olympic Stadium, London (GBR)	10 Aug 2012
Championship Record CR	41.88	United States	USA	T. Robinson Stadium, Nassau (BAH)	24 May 2014
World Leading WL	42.70	Star Athletics	USA	Prairie View, TX (USA)	3 Apr 2021
World Leading WL	42.70	LSU		LSU Bernie Moore Stadium, Baton Rouge, L	24 Apr 2021
Area Record AR		National Record NR		Season Best SB	

2 May 2021

RANK	BIB	TEAM	PHASE	HEAT	LANE	PLACE	RESULT
1		ITALY	Final	1	6	1	43.79 SB
			Round 1	1	5	6	44.02 Q SB
2		POLAND	Final	1	5	2	44.10
			Round 1	2	3	3	43.64 Q SB
3		NETHERLANDS	Final	1	4	3	44.10
			Round 1	2	6	1	43.28 Q SB
4		JAPAN	Final	1	9	4	44.40
			Round 1	1	6	7	44.17 Q SB
5		ECUADOR	Final	1	2	5	44.43
			Round 1	2	5	5	43.86 q NR
6		DENMARK	Final	1	3	6	45.34
			Round 1	3	4	8	44.25 q SB
		FRANCE	Final	1	7	DNF	
			Round 1	3	6	2	43.51 Q SB
		SWITZERLAND	Final	1	8	DQ TR24.7	
			Round 1	3	5	4	43.71 Q SB

NOTE TR24.7 - passing the baton outside the takeover zone (early / late takeover)

ALL-TIME TOP LIST				SEASON TOP LIST			
RESULT	TEAM	VENUE	DATE	RESULT	TEAM	VENUE	2021
40.82	UNITED STATES (USA)	Olympic Stadium, London (GBR)	10 Aug 12	42.70	STAR ATHLETICS (USA)	Prairie View, TX (USA)	3 Apr
41.07	JAMAICA (JAM)	National Stadium, Beijing (CHN)	29 Aug 15	43.12	GERMANY (GER)	Estadio Municipal de Santa Lucia, Vecind	16 Apr
41.37	GERMAN DEMOCRATIC REPUBLIC (GDR)	iberra (AUS)	6 Oct 85	43.28	NETHERLANDS (NED)	Silesia	1 May
41.49	RUSSIA (RUS)	Gottlieb-Daimler Stadion, Stuttgart (GER)	22 Aug 93	43.45	BRAZIL (BRA)	Cougar Athletic Stadium (Azusa Pacific U	16 Apr
41.62	GERMANY (GER)	Mannheim (GER)	29 Jul 16	43.51	FRANCE (FRA)	Silesia	1 May
41.77	GREAT BRITAIN & NI (GBR)	mpico, Rio de Janeiro (BRA)	19 Aug 16	43.64	POLAND (POL)	Silesia	1 May
41.78	FRANCE (FRA)	Stade de France, Paris-St-Denis (FRA)	30 Aug 03	43.71	SWITZERLAND (SUI)	Silesia	1 May
41.92	BAHAMAS (BAH)	La Cartuja, Sevilla (ESP)	29 Aug 99	43.79	ITALY (ITA)	Silesia	2 May
42.00	SOVIET UNION (URS)	Moskva (URS)	17 Aug 85	43.85	ZCSA (ZAM)	National Heroes Stadium, Lusaka (ZAM)	11 Apr
42.03	TRINIDAD AND TOBAGO (TTO)	al Stadium, Beijing (CHN)	29 Aug 15	43.86	ECUADOR (ECU)	Silesia	1 May

SUMMARY



4 x 100 Metres Relay Women - Round 1

First 2 in each heat (Q) and the next 2 fastest (q) advance to the Final

RECORDS	RESULT	TEAM	COUNTRY	VENUE	DATE
World Record WR	40.82	United States	USA	Olympic Stadium, London (GBR)	10 Aug 2012
Championship Record CR	41.88	United States	USA	T. Robinson Stadium, Nassau (BAH)	24 May 2014
World Leading WL	42.70	Star Athletics	USA	Prairie View, TX (USA)	3 Apr 2021
World Leading WL	42.70	LSU		LSU Bernie Moore Stadium, Baton Rouge, L	24 Apr 2021
Area Record AR		National Record NR		Season Best SB	

1 May 2021

RANK	PLACE	HEAT	LANE	BIB	TEAM	REACTION	RESULT		
1	1	2	6	NED	NETHERLANDS	0.167	43.28	Q	SB
2	1	3	6	FRA	FRANCE	0.177	43.51	Q	SB
3	2	2	3	POL	POLAND	0.147	43.64	Q	SB
4	2	3	5	SUI	SWITZERLAND	0.183	43.71	Q	SB
5	3	2	5	ECU	ECUADOR	0.188	43.86	q	NR
6	1	1	5	ITA	ITALY	0.156	44.02	Q	SB
7	2	1	6	JPN	JAPAN	0.150	44.17	Q	SB
8	3	3	4	DEN	DENMARK	0.178	44.25	q	SB
9	4	3	3	ESP	SPAIN	0.164	44.38		SB
10	4	2	4	IRL	IRELAND	0.164	44.53		SB
11	5	2	7	ZAM	ZAMBIA	0.145	44.81		SB
12	3	1	3	GHA	GHANA	0.128	44.85		SB
13	4	1	4	CZE	CZECH REPUBLIC	0.132	45.48		SB
		1	7	BRA	BRAZIL	0.160	DQ	TR17.3.1	

NOTE TR17.3.1 - lane infringement

ALL-TIME TOP LIST				SEASON TOP LIST			
RESULT	TEAM	VENUE	DATE	RESULT	TEAM	VENUE	2021
40.82	UNITED STATES (USA)	Olympic Stadium, London (GBR)	10 Aug 12	42.70	STAR ATHLETICS (USA)	Prairie View, TX (USA)	3 Apr
41.07	JAMAICA (JAM)	National Stadium, Beijing (CHN)	29 Aug 15	43.12	GERMANY (GER)	Estadio Municipal de Santa Lucia, Vecind	16 Apr
41.37	GERMAN DEMOCRATIC REPUBLIC (GDR)	iberra (AUS)	6 Oct 85	43.28	NETHERLANDS (NED)	Silesia	1 May
41.49	RUSSIA (RUS)	Gottlieb-Daimler Stadion, Stuttgart (GER)	22 Aug 93	43.45	BRAZIL (BRA)	Cougar Athletic Stadium (Azusa Pacific U	16 Apr
41.62	GERMANY (GER)	Mannheim (GER)	29 Jul 16	43.51	FRANCE (FRA)	Silesia	1 May
41.77	GREAT BRITAIN & NI (GBR)	mpico, Rio de Janeiro (BRA)	19 Aug 16	43.64	POLAND (POL)	Silesia	1 May
41.78	FRANCE (FRA)	Stade de France, Paris-St-Denis (FRA)	30 Aug 03	43.71	SWITZERLAND (SUI)	Silesia	1 May
41.92	BAHAMAS (BAH)	La Cartuja, Sevilla (ESP)	29 Aug 99	43.85	ZCSA (ZAM)	National Heroes Stadium, Lusaka (ZAM)	11 Apr
42.00	SOVIET UNION (URS)	Moskva (URS)	17 Aug 85	43.86	ECUADOR (ECU)	Silesia	1 May
42.03	TRINIDAD AND TOBAGO (TTO)	al Stadium, Beijing (CHN)	29 Aug 15	44.02	ITALY (ITA)	Silesia	1 May

RACE ANALYSIS



4 x 100 Metres Relay Women - Round 1

First 2 in each heat (Q) and the next 2 fastest (q) advance to the Final

Heat 3 **3**

1 May 2021 20:25 START TIME

11° C TEMPERATURE 79 % HUMIDITY

1	100m	2	200m	3	300m
---	------	---	------	---	------

1 FRANCE						FRA	43.51	SB
1	11.64	2	10.36	3	11.04			
	11.64 (1)		22.00 (1)		33.04 (1)			10.47
2 SWITZERLAND						SUI	43.71	SB
1	11.85	2	10.44	3	10.87			
	11.85 (3)		22.29 (2)		33.16 (2)			10.55
3 DENMARK						DEN	44.25	SB
1	11.83	2	10.67	3	10.93			
	11.83 (2)		22.50 (3)		33.43 (3)			10.82
4 SPAIN						ESP	44.38	SB
1	11.94	2	11.00	3	10.64			
	11.94 (4)		22.94 (4)		33.58 (4)			10.80

RESULTS



4 x 100 Metres Relay Women - Round 1

First 2 in each heat (Q) and the next 2 fastest (q) advance to the Final

RECORDS	RESULT	TEAM	COUNTRY	VENUE	DATE
World Record WR	40.82	United States	USA	Olympic Stadium, London (GBR)	10 Aug 2012
Championship Record CR	41.88	United States	USA	T. Robinson Stadium, Nassau (BAH)	24 May 2014
World Leading WL	42.70	Star Athletics	USA	Prairie View, TX (USA)	3 Apr 2021
World Leading WL	42.70	LSU		LSU Bernie Moore Stadium, Baton Rouge, L	24 Apr 2021

Area Record **AR**

National Record **NR**

Season Best **SB**

Heat 1

3

1 May 2021 20:07 START TIME

11° C TEMPERATURE 79 % HUMIDITY

PLACE	TEAM	BIB	LANE	REACTION	RESULT	Fn
1	ITALY Johanelis HERRERA ABREU Gloria HOOPER Anna BONGIORNI Irene SIRAGUSA	ITA	5	0.156	44.02 11.98 (3)	Q SB 33.25 (1)
2	JAPAN Hanae AOYAMA Mei KODAMA Ami SAITO Remi TSURUTA	JPN	6	0.150	44.17 11.78 (1)	Q SB 33.45 (3)
3	GHANA Gemma ACHEAMPONG Latifa ALI Janet AMPONSAH Halutie HOR	GHA	3	0.128	44.85 12.14 (4)	SB 33.80 (4)
4	CZECH REPUBLIC Johana KAISEROVÁ Martina HOFMANOVÁ Jana SLANINOVÁ Barbora ŠPLECHTNOVÁ	CZE	4	0.132	45.48 12.28 (5)	SB 34.49 (5)
	BRAZIL Ana Claudia LEMOS Vitoria Cristina ROSA Ana Carolina AZEVEDO Rosângela SANTOS	BRA	7	0.160	DQ 11.97 (2)	TR17.3.1 33.26 (2)

NOTE TR17.3.1 - lane infringement

INTERMEDIATE TIMES

100m 11.78 JAPAN 300m 33.25 ITALY

Heat 2

3

1 May 2021 20:16 START TIME

11° C TEMPERATURE 79 % HUMIDITY

PLACE	TEAM	BIB	LANE	REACTION	RESULT	Fn
1	NETHERLANDS Jamile SAMUEL Dafne SCHIPPERS Nadine VISSER Marije VAN HUNENSTIJN	NED	6	0.167	43.28 11.74 (2)	Q SB 21.99 (1) 32.59 (1)
2	POLAND Paulina GUZOWSKA Klaudia ADAMEK Katarzyna SOKÓLSKA Pia SKRZYSZOWSKA	POL	3	0.147	43.64 11.69 (1)	Q SB 22.42 (3) 33.25 (2)
3	ECUADOR Ángela Gabriela TENORIO Gabriela Anahi SUAREZ Virginia Elizabeth VILLALBA Marizol LANDÁZURI	ECU	5	0.188	43.86 11.91 (3)	q NR 22.32 (2) 33.48 (3)

Timing by SEIKO

AT-4X1-W-h----.RS6..v1

Issued at 20:31 on Saturday, 01 May 2021

1

2

TITLE PARTNER

WORLD ATHLETICS PARTNERS



RESULTS
4 x 100 Metres Relay Women - Round 1

4	IRELAND	IRL	4	0.164	44.53	SB
	Molly SCOTT				11.94 (4)	
	Sarah LAVIN				10.66 (3)	22.60 (4)
	Kate DOHERTY				10.93 (4)	33.53 (4)
	Sarah QUINN				11.00 (5)	
5	ZAMBIA	ZAM	7	0.145	44.81	SB
	Suwilanj Theresa MPONDELA				12.29 (5)	
	Lumeka KATUNDU				11.21 (5)	23.50 (5)
	Hellen MAKUMBA				10.83 (2)	34.33 (5)
	Roda NJOBVU				10.48 (3)	

INTERMEDIATE TIMES

100m	11.69 POLAND	200m	21.99 NETHERLANDS
300m	32.59 NETHERLANDS		

Heat 3 **3**

1 May 2021 20:25 START TIME 11° C 79 %
TEMPERATURE HUMIDITY

PLACE	TEAM	BIB	LANE	REACTION	RESULT	Q	SB	Fn
1	FRANCE	FRA	6	0.177	43.51	Q	SB	
	Orlann OMBISSA-DZANGUE				11.64 (1)			
	Cynthia LEDUC				10.36 (1)	22.00 (1)		
	Maroussia PARÉ				11.04 (4)	33.04 (1)		
	Sarah RICHARD MINGAS				10.47 (1)			
2	SWITZERLAND	SUI	5	0.183	43.71	Q	SB	
	Riccarda DIETSCH				11.85 (3)			
	Salomé KORA				10.44 (2)	22.29 (2)		
	Cornelia HALBHEER				10.87 (2)	33.16 (2)		
	Cynthia REINLE				10.55 (2)			
3	DENMARK	DEN	4	0.178	44.25	q	SB	
	Mathilde U. KRAMER				11.83 (2)			
	Astrid GLENNER-FRANDSEN				10.67 (3)	22.50 (3)		
	Mette GRAVERSGAARD				10.93 (3)	33.43 (3)		
	Ida KARSTOFT				10.82 (4)			
4	SPAIN	ESP	3	0.164	44.38		SB	
	Maria Isabel PÉREZ				11.94 (4)			
	Estela GARCÍA				11.00 (4)	22.94 (4)		
	Paula SEVILLA				10.64 (1)	33.58 (4)		
	Cristina LARA				10.80 (3)			

INTERMEDIATE TIMES

100m	11.64 FRANCE	200m	22.00 FRANCE
300m	33.04 FRANCE		

ALL-TIME TOP LIST

RESULT	TEAM	VENUE	DATE
40.82	UNITED STATES (USA)	Olympic Stadium, London (GBR)	10 Aug 12
41.07	JAMAICA (JAM)	National Stadium, Beijing (CHN)	29 Aug 15
41.37	GERMAN DEMOCRATIC REPUBLIC (GDR)	iberra (AUS)	6 Oct 85
41.49	RUSSIA (RUS)	Gottlieb-Daimler Stadion, Stuttgart (GER)	22 Aug 93
41.62	GERMANY (GER)	Mannheim (GER)	29 Jul 16
41.77	GREAT BRITAIN & NI (GBR)	mpico, Rio de Janeiro (BRA)	19 Aug 16
41.78	FRANCE (FRA)	Stade de France, Paris-St-Denis (FRA)	30 Aug 03
41.92	BAHAMAS (BAH)	La Cartuja, Sevilla (ESP)	29 Aug 99
42.00	SOVIET UNION (URS)	Moskva (URS)	17 Aug 85
42.03	TRINIDAD AND TOBAGO (TTO)	al Stadium, Beijing (CHN)	29 Aug 15

SEASON TOP LIST

RESULT	TEAM	VENUE	2021
42.70	STAR ATHLETICS (USA)	Prairie View, TX (USA)	3 Apr
43.12	GERMANY (GER)	Estadio Municipal de Santa Lucia, Vecind	16 Apr
43.28	NETHERLANDS (NED)		Silesia 1 May
43.45	BRAZIL (BRA)	Cougar Athletic Stadium (Azusa Pacific U	16 Apr
43.51	FRANCE (FRA)		Silesia 1 May
43.64	POLAND (POL)		Silesia 1 May
43.71	SWITZERLAND (SUI)		Silesia 1 May
43.85	ZCSA (ZAM)	National Heroes Stadium, Lusaka (ZAM)	11 Apr
43.86	ECUADOR (ECU)		Silesia 1 May
44.02	ITALY (ITA)		Silesia 1 May

RESULTS



4 x 200 Metres Relay Women - Final

RECORDS	RESULT	TEAM	COUNTRY	VENUE	DATE
World Record WR	1:27.46	United States Blue	USA	Philadelphia, PA (USA)	29 Apr 2000
Championship Record CR	1:29.04	Jamaica	JAM	T. Robinson Stadium, Nassau (BAH)	22 Apr 2017
World Leading WL	1:31.69	Star Athletics	USA	PVAMU Track Stadium, Prairie View, TX (U)	27 Mar 2021
Area Record AR		National Record NR		Season Best SB	

2 May 2021 19:58 START TIME 7° C TEMPERATURE 85 % HUMIDITY

PLACE	TEAM	BIB	LANE	REACTION	RESULT	Fn
1	POLAND Paulina GUZOWSKA Kamila CIBA Klaudia ADAMEK Marlena GOLA	POL	6	0.152	1:34.98 24.10 (1) 24.07 (2) 23.34 (1) 23.47 (2)	NR 48.17 (1) 1:11.51 (1)
2	IRELAND Aoife LYNCH Kate DOHERTY Sarah QUINN Sophie BECKER	IRL	4	0.152	1:35.93 24.48 (2) 24.05 (1) 23.58 (3) 23.82 (3)	NR 48.53 (2) 1:12.11 (2)
3	ECUADOR Ángela Gabriela TENORIO Virginia Elizabeth VILLALBA Marizol LANDÁZURI Gabriela Anahi SUAREZ	ECU	2	0.173	1:36.86 24.74 (3) 24.47 (4) 23.64 (4) 24.01 (4)	SB 49.21 (3) 1:12.85 (3)
4	DENMARK Louise ØSTERGAARD Emma Beiter BOMME Mathilde U. KRAMER Mette GRAVERSGAARD	DEN	5	0.160	1:37.80 25.62 (5) 24.09 (3) 23.50 (2) 24.59 (5)	NR 49.71 (4) 1:13.21 (4)
5	KENYA Joan CHERONO Doreen WAKA Monica SAFANIA Maximila IMALI	KEN	3	0.238	1:38.26 25.37 (4) 25.15 (5) 24.29 (5) 23.45 (1)	NR 50.52 (5) 1:14.81 (5)

INTERMEDIATE TIMES

200m	24.10	POLAND	400m	48.17	POLAND
600m	1:11.51	POLAND			

ALL-TIME TOP LIST					SEASON TOP LIST				
RESULT	TEAM	VENUE	DATE		RESULT	TEAM	VENUE	2021	
1:27.46	UNITED STATES BLUE (USA)	Philadelphia, PA (USA)	29 Apr 00		1:31.69	STAR ATHLETICS (USA)	AMU Track Stadium, Prairie View, TX (U)	27 Mar	
1:28.15	GERMAN DEMOCRATIC REPUBLIC (GDR)	Jena (GDR)	9 Aug 80		1:34.98	POLAND (POL)	Silesia	2 May	
1:29.04	JAMAICA (JAM)	T. Robinson Stadium, Nassau (BAH)	22 Apr 17		1:35.93	IRELAND (IRL)	Silesia	2 May	
1:29.61	GREAT BRITAIN & NI (GBR)	T. Robinson Stadium, Nassau (BAH)	25 May 14		1:36.86	ECUADOR (ECU)	Silesia	2 May	
1:30.52	NIGERIA (NGR)	T. Robinson Stadium, Nassau (BAH)	2 May 15		1:37.80	DENMARK (DEN)	Silesia	2 May	
1:30.68	GERMANY (GER)	T. Robinson Stadium, Nassau (BAH)	22 Apr 17		1:38.26	KENYA (KEN)	Silesia	2 May	
1:30.74	UKRAINE (URS)	Moskva (URS)	29 Jul 79						
1:31.31	BAHAMAS (BAH)	T. Robinson Stadium, Nassau (BAH)	25 May 14						
1:31.49	RUSSIA (RUS)	Portsmouth (GBR)	5 Jun 93						
1:31.75	SWITZERLAND (SUI)	T. Robinson Stadium, Nassau (BAH)	25 May 14						

RACE ANALYSIS



4 x 200 Metres Relay Women - Final

2 May 2021 19:58 START TIME 7° C TEMPERATURE 85 % HUMIDITY

1 200m 2 400m 3 600m

1 POLAND				POL	1:34.98 NR	
1	24.10	2	24.07	3	23.34	23.47
	24.10 (1)		48.17 (1)		1:11.51 (1)	
2 IRELAND				IRL	1:35.93 NR	
1	24.48	2	24.05	3	23.58	23.82
	24.48 (2)		48.53 (2)		1:12.11 (2)	
3 ECUADOR				ECU	1:36.86 SB	
1	24.74	2	24.47	3	23.64	24.01
	24.74 (3)		49.21 (3)		1:12.85 (3)	
4 DENMARK				DEN	1:37.80 NR	
1	25.62	2	24.09	3	23.50	24.59
	25.62 (5)		49.71 (4)		1:13.21 (4)	
5 KENYA				KEN	1:38.26 NR	
1	25.37	2	25.15	3	24.29	23.45
	25.37 (4)		50.52 (5)		1:14.81 (5)	

RESULT PROGRESSION



4 x 200 Metres Relay Women - Final

RECORDS	RESULT	TEAM	COUNTRY	VENUE	DATE
World Record WR	1:27.46	United States Blue	USA	Philadelphia, PA (USA)	29 Apr 2000
Championship Record CR	1:29.04	Jamaica	JAM	T. Robinson Stadium, Nassau (BAH)	22 Apr 2017
World Leading WL	1:31.69	Star Athletics	USA	PVAMU Track Stadium, Prairie View, TX (U)	27 Mar 2021
Area Record AR		National Record NR		Season Best SB	

2 May 2021

RANK	BIB	TEAM	PHASE	HEAT	LANE	PLACE	RESULT	
1		POLAND	Final	1	6	1	1:34.98	NR
2		IRELAND	Final	1	4	2	1:35.93	NR
3		ECUADOR	Final	1	2	3	1:36.86	SB
4		DENMARK	Final	1	5	4	1:37.80	NR
5		KENYA	Final	1	3	5	1:38.26	NR

ALL-TIME TOP LIST					SEASON TOP LIST				
RESULT	TEAM	VENUE	DATE		RESULT	TEAM	VENUE	2021	
1:27.46	UNITED STATES BLUE (USA)	Philadelphia, PA (USA)	29 Apr 00		1:31.69	STAR ATHLETICS (USA)	VMU Track Stadium, Prairie View, TX (U)	27 Mar	
1:28.15	GERMAN DEMOCRATIC REPUBLIC (GDR)	Jena (GDR)	9 Aug 80		1:34.98	POLAND (POL)	Silesia	2 May	
1:29.04	JAMAICA (JAM)	T. Robinson Stadium, Nassau (BAH)	22 Apr 17		1:35.93	IRELAND (IRL)	Silesia	2 May	
1:29.61	GREAT BRITAIN & NI (GBR)	T. Robinson Stadium, Nassau (BAH)	25 May 14		1:36.86	ECUADOR (ECU)	Silesia	2 May	
1:30.52	NIGERIA (NGR)	T. Robinson Stadium, Nassau (BAH)	2 May 15		1:37.80	DENMARK (DEN)	Silesia	2 May	
1:30.68	GERMANY (GER)	T. Robinson Stadium, Nassau (BAH)	22 Apr 17		1:38.26	KENYA (KEN)	Silesia	2 May	
1:30.74	UKRAINE (URS)	Moskva (URS)	29 Jul 79						
1:31.31	BAHAMAS (BAH)	T. Robinson Stadium, Nassau (BAH)	25 May 14						
1:31.49	RUSSIA (RUS)	Portsmouth (GBR)	5 Jun 93						
1:31.75	SWITZERLAND (SUI)	T. Robinson Stadium, Nassau (BAH)	25 May 14						

RESULTS



4 x 400 Metres Relay Women - Final

RECORDS	RESULT	TEAM	COUNTRY	VENUE	DATE
World Record WR	3:15.17	Soviet Union	URS	Olympic Stadium, Jamsil, Seoul (KOR)	1 Oct 1988
Championship Record CR	3:19.39	United States	USA	T. Robinson Stadium, Nassau (BAH)	3 May 2015
World Leading WL	3:26.63	Arkansas		Mike A. Myers Stadium, Austin, TX (USA)	27 Mar 2021
Area Record AR					
		National Record NR		Season Best SB	

2 May 2021 20:25 START TIME 7° C TEMPERATURE 85 % HUMIDITY

PLACE	TEAM	BIB	LANE	REACTION	RESULT	Fn
1	CUBA Zurian HECHAVARRÍA Rose Mary ALMANZA Lisneidy VEITÍA Roxana GÓMEZ	CUB	4	0.223	3:28.41 53.45 (3) 52.59 (1) 51.41 (2) 50.96 (2)	1:46.04 (3) 2:37.45 (2)
2	POLAND Kornelia LESIEWICZ Małgorzata HOŁUB-KOWALIK Karolina ŁOZOWSKA Natalia KACZMAREK	POL	6	0.203	3:28.81 52.86 (2) 52.92 (6) 52.44 (4) 50.59 (1)	1:45.78 (2) 2:38.22 (4)
3	GREAT BRITAIN & NI Laviai NIELSEN Ama PIPI Emily DIAMOND Jessie KNIGHT	GBR	5	0.174	3:29.27 52.83 (1) 52.59 (1) 52.28 (3) 51.57 (3)	1:45.42 (1) 2:37.70 (3)
4	NETHERLANDS Eva HOVENKAMP Lisanne DE WITTE Femke BOL Lieke KLAVER	NED	9	0.289	3:30.12 54.18 (7) 52.63 (3) 50.58 (1) 52.73 (4)	1:46.81 (6) 2:37.39 (1)
5	ITALY Raphaela Boaheng LUKUDO Eleonora MARCHIANDO Petra NARDELLI Ayomide FOLORUNSO	ITA	3	0.190	3:32.69 53.94 (6) 52.68 (4) 52.94 (5) 53.13 (6)	1:46.62 (4) 2:39.56 (5)
6	GERMANY Nadine GONSKA Corinna SCHWAB Karolina PAHLITZSCH Ruth Sophia SPELMEYER-PREUß	GER	8	0.188	3:33.00 53.88 (5) 52.87 (5) 53.25 (6) 53.00 (5)	1:46.75 (5) 2:40.00 (6)
7	BELGIUM Paulien COUCKUYT Hanne MAUDENS Margo VAN PUYVELDE Camille LAUS	BEL	7	0.175	3:37.66 53.74 (4) 53.79 (7) 53.82 (7) 56.31 (8)	1:47.53 (7) 2:41.35 (7)
8	FRANCE Sounkamba SYLLA Brigitte NTIAMOAH Kellya PAULINE Kaly AMARO	FRA	2	0.183	3:40.58 55.30 (8) 55.19 (8) 55.81 (8) 54.28 (7)	1:50.49 (8) 2:46.30 (8)

INTERMEDIATE TIMES			
400m	52.83	GREAT BRITAIN & NI	800m
1200m	2:37.39	NETHERLANDS	1:45.42 GREAT BRITAIN & NI

RESULTS
4 x 400 Metres Relay Women - Final

ALL-TIME TOP LIST				SEASON TOP LIST			
RESULT	TEAM	VENUE	DATE	RESULT	TEAM	VENUE	2021
3:15.17	SOVIET UNION (URS)	Olympic Stadium, Jamsil, Seoul (KOR)	1 Oct 88	3:27.90	CUBA (CUB)	Silesia	1 May
3:15.51	UNITED STATES (USA)	Olympic Stadium, Jamsil, Seoul (KOR)	1 Oct 88	3:28.11	POLAND (POL)	Silesia	1 May
3:15.92	GERMAN DEMOCRATIC REPUBLIC (GDR)	Erfurt (GER)	3 Jun 84	3:28.27	BELGIUM (BEL)	Silesia	1 May
3:18.38	RUSSIA (RUS)	Gottlieb-Daimler Stadion, Stuttgart (GER)	22 Aug 93	3:28.40	NETHERLANDS (NED)	Silesia	1 May
3:18.71	JAMAICA (JAM)	DS, Daegu (KOR)	3 Sep 11	3:28.83	GREAT BRITAIN & NI (GBR)	Silesia	1 May
3:20.04	GREAT BRITAIN & NI (GBR)	Nagai Stadium, Osaka (JPN)	2 Sep 07	3:29.73	GERMANY (GER)	Silesia	1 May
3:20.20	UNIFIED TEAM (EUN)	Estadio Olímpico, Barcelona (ESP)	8 Aug 92	3:30.02	DOMINICAN REPUBLIC (DOM)	Ibagué (COL)	25 Apr
3:20.32	CZECHOSLOVAKIA (TCH)	Olympic Stadium, Helsinki (FIN)	14 Aug 83	3:30.04	ITALY (ITA)	Silesia	1 May
3:20.92	GERMANY (GER)	Olympic Stadium, Athina (GRE)	10 Aug 97	3:30.46	FRANCE (FRA)	Silesia	1 May
3:21.04	NIGERIA (NGR)	Olympic Stadium, Atlanta, GA (USA)	3 Aug 96	3:30.53	UNATTACHED (USA)	Percy Beard Track (Un. of Florida), Gain	17 Apr

RACE ANALYSIS



4 x 400 Metres Relay Women - Final

2 May 2021 20:25 START TIME 7° C TEMPERATURE 85 % HUMIDITY

1 400m 2 800m 3 1200m

1 CUBA				CUB	3:28.41	
1	53.45	2	52.59	3	51.41	50.96
	53.45 (3)		1:46.04 (3)		2:37.45 (2)	
2 POLAND				POL	3:28.81	
1	52.86	2	52.92	3	52.44	50.59
	52.86 (2)		1:45.78 (2)		2:38.22 (4)	
3 GREAT BRITAIN & NI				GBR	3:29.27	
1	52.83	2	52.59	3	52.28	51.57
	52.83 (1)		1:45.42 (1)		2:37.70 (3)	
4 NETHERLANDS				NED	3:30.12	
1	54.18	2	52.63	3	50.58	52.73
	54.18 (7)		1:46.81 (6)		2:37.39 (1)	
5 ITALY				ITA	3:32.69	
1	53.94	2	52.68	3	52.94	53.13
	53.94 (6)		1:46.62 (4)		2:39.56 (5)	
6 GERMANY				GER	3:33.00	
1	53.88	2	52.87	3	53.25	53.00
	53.88 (5)		1:46.75 (5)		2:40.00 (6)	
7 BELGIUM				BEL	3:37.66	
1	53.74	2	53.79	3	53.82	56.31
	53.74 (4)		1:47.53 (7)		2:41.35 (7)	
8 FRANCE				FRA	3:40.58	
1	55.30	2	55.19	3	55.81	54.28
	55.30 (8)		1:50.49 (8)		2:46.30 (8)	

RESULT PROGRESSION



4 x 400 Metres Relay Women - Final

RECORDS	RESULT	TEAM	COUNTRY	VENUE	DATE
World Record WR	3:15.17	Soviet Union	URS	Olympic Stadium, Jamsil, Seoul (KOR)	1 Oct 1988
Championship Record CR	3:19.39	United States	USA	T. Robinson Stadium, Nassau (BAH)	3 May 2015
World Leading WL	3:26.63	Arkansas		Mike A. Myers Stadium, Austin, TX (USA)	27 Mar 2021
Area Record AR		National Record NR		Season Best SB	

2 May 2021

RANK	BIB	TEAM	PHASE	HEAT	LANE	PLACE	RESULT
1		CUBA	Final	1	4	1	3:28.41
			Round 1	2	5	1	3:27.90 Q SB
2		POLAND	Final	1	6	2	3:28.81
			Round 1	1	7	2	3:28.11 Q SB
3		GREAT BRITAIN & NI	Final	1	5	3	3:29.27
			Round 1	3	5	5	3:28.83 Q
4		NETHERLANDS	Final	1	9	4	3:30.12
			Round 1	2	6	4	3:28.40 Q
5		ITALY	Final	1	3	5	3:32.69
			Round 1	1	6	7	3:30.04 q SB
6		GERMANY	Final	1	8	6	3:33.00
			Round 1	3	7	6	3:29.73 Q SB
7		BELGIUM	Final	1	7	7	3:37.66
			Round 1	1	3	3	3:28.27 Q SB
8		FRANCE	Final	1	2	8	3:40.58
			Round 1	2	3	8	3:30.46 q SB

ALL-TIME TOP LIST				SEASON TOP LIST			
RESULT	TEAM	VENUE	DATE	RESULT	TEAM	VENUE	2021
3:15.17	SOVIET UNION (URS)	mpic Stadium, Jamsil, Seoul (KOR)	1 Oct 88	3:27.90	CUBA (CUB)	Silesia	1 May
3:15.51	UNITED STATES (USA)	pic Stadium, Jamsil, Seoul (KOR)	1 Oct 88	3:28.11	POLAND (POL)	Silesia	1 May
3:15.92	GERMAN DEMOCRATIC REPUBLIC (GDR)	Erfurt (GER)	3 Jun 84	3:28.27	BELGIUM (BEL)	Silesia	1 May
3:18.38	RUSSIA (RUS)	Gottlieb-Daimler Stadion, Stuttgart (GER)	22 Aug 93	3:28.40	NETHERLANDS (NED)	Silesia	1 May
3:18.71	JAMAICA (JAM)	DS, Daegu (KOR)	3 Sep 11	3:28.83	GREAT BRITAIN & NI (GBR)	Silesia	1 May
3:20.04	GREAT BRITAIN & NI (GBR)	Nagai Stadium, Osaka (JPN)	2 Sep 07	3:29.73	GERMANY (GER)	Silesia	1 May
3:20.20	UNIFIED TEAM (EUN)	Estadio Olímpico, Barcelona (ESP)	8 Aug 92	3:30.02	DOMINICAN REPUBLIC (DOM)	Ibagué (COL)	25 Apr
3:20.32	CZECHOSLOVAKIA (TCH)	lympic Stadium, Helsinki (FIN)	14 Aug 83	3:30.04	ITALY (ITA)	Silesia	1 May
3:20.92	GERMANY (GER)	Olympic Stadium, Athina (GRE)	10 Aug 97	3:30.46	FRANCE (FRA)	Silesia	1 May
3:21.04	NIGERIA (NGR)	Olympic Stadium, Atlanta, GA (USA)	3 Aug 96	3:30.53	UNATTACHED (USA)	Percy Beard Track (Un. of Florida), Gain	17 Apr

SUMMARY



4 x 400 Metres Relay Women - Round 1

First 2 in each heat (Q) and the next 2 fastest (q) advance to the Final

RECORDS	RESULT	TEAM	COUNTRY	VENUE	DATE
World Record WR	3:15.17	Soviet Union	URS	Olympic Stadium, Jamsil, Seoul (KOR)	1 Oct 1988
Championship Record CR	3:19.39	United States	USA	T. Robinson Stadium, Nassau (BAH)	3 May 2015
World Leading WL	3:26.63	Arkansas		Mike A. Myers Stadium, Austin, TX (USA)	27 Mar 2021
Area Record AR		National Record NR		Season Best SB	

1 May 2021

RANK	PLACE	HEAT	LANE	BIB	TEAM	REACTION	RESULT		
1	1	2	5	CUB	CUBA	0.184	3:27.90	Q	SB
2	1	1	7	POL	POLAND	0.187	3:28.11	Q	SB
3	2	1	3	BEL	BELGIUM	0.172	3:28.27	Q	SB
4	2	2	6	NED	NETHERLANDS	0.244	3:28.40	Q	
5	1	3	5	GBR	GREAT BRITAIN & NI	0.178	3:28.83	Q	
6	2	3	7	GER	GERMANY	0.179	3:29.73	Q	SB
7	3	1	6	ITA	ITALY	0.208	3:30.04	q	SB
8	3	2	3	FRA	FRANCE	0.182	3:30.46	q	SB
9	4	1	4	SUI	SWITZERLAND	0.191	3:34.85		SB
10	5	1	5	ESP	SPAIN	0.171	3:34.92		SB
11	3	3	4	BOT	BOTSWANA	0.233	3:34.99		SB
12	4	3	3	JPN	JAPAN	0.164	3:35.26		SB
13	4	2	4	KEN	KENYA	0.290	3:39.34		SB
14	5	3	6	CHI	CHILE	0.193	3:41.28		SB

ALL-TIME TOP LIST

RESULT	TEAM	VENUE	DATE
3:15.17	SOVIET UNION (URS)	mpic Stadium, Jamsil, Seoul (KOR)	1 Oct 88
3:15.51	UNITED STATES (USA)	mpic Stadium, Jamsil, Seoul (KOR)	1 Oct 88
3:15.92	GERMAN DEMOCRATIC REPUBLIC (GDR)	Erfurt (GER)	3 Jun 84
3:18.38	RUSSIA (RUS)	Gottlieb-Daimler Stadion, Stuttgart (GER)	22 Aug 93
3:18.71	JAMAICA (JAM)	DS, Daegu (KOR)	3 Sep 11
3:20.04	GREAT BRITAIN & NI (GBR)	Nagai Stadium, Osaka (JPN)	2 Sep 07
3:20.20	UNIFIED TEAM (EUN)	Estadio Olímpico, Barcelona (ESP)	8 Aug 92
3:20.32	CZECHOSLOVAKIA (TCH)	lympic Stadium, Helsinki (FIN)	14 Aug 83
3:20.92	GERMANY (GER)	Olympic Stadium, Athina (GRE)	10 Aug 97
3:21.04	NIGERIA (NGR)	Olympic Stadium, Atlanta, GA (USA)	3 Aug 96

SEASON TOP LIST

RESULT	TEAM	VENUE	2021
3:27.90	CUBA (CUB)	Silesia	1 May
3:28.11	POLAND (POL)	Silesia	1 May
3:28.27	BELGIUM (BEL)	Silesia	1 May
3:28.40	NETHERLANDS (NED)	Silesia	1 May
3:28.83	GREAT BRITAIN & NI (GBR)	Silesia	1 May
3:29.73	GERMANY (GER)	Silesia	1 May
3:30.02	DOMINICAN REPUBLIC (DOM)	Ibagué (COL)	25 Apr
3:30.04	ITALY (ITA)	Silesia	1 May
3:30.46	FRANCE (FRA)	Silesia	1 May
3:30.53	UNATTACHED (USA)	Percy Beard Track (Un. of Florida), Gain	17 Apr

RACE ANALYSIS



4 x 400 Metres Relay Women - Round 1

First 2 in each heat (Q) and the next 2 fastest (q) advance to the Final

Heat 3 **3**

1 May 2021 19:21 START TIME

11° C TEMPERATURE 79 % HUMIDITY

1	400m	2	800m	3	1200m
---	------	---	------	---	-------

1 GREAT BRITAIN & NI						GBR	3:28.83
1	52.40	2	51.82	3	51.28		53.33
	52.40 (1)		1:44.22 (1)		2:35.50 (1)		
2 GERMANY						GER	3:29.73 SB
1	53.10	2	51.79	3	52.79		52.05
	53.10 (2)		1:44.89 (2)		2:37.68 (2)		
3 BOTSWANA						BOT	3:34.99 SB
1	54.31	2	54.08	3	53.57		53.03
	54.31 (4)		1:48.39 (4)		2:41.96 (4)		
4 JAPAN						JPN	3:35.26 SB
1	54.21	2	52.68	3	54.39		53.98
	54.21 (3)		1:46.89 (3)		2:41.28 (3)		
5 CHILE						CHI	3:41.28 SB
1	54.47	2	56.00	3	56.47		54.34
	54.47 (5)		1:50.47 (5)		2:46.94 (5)		

RESULTS



4 x 400 Metres Relay Women - Round 1

First 2 in each heat (Q) and the next 2 fastest (q) advance to the Final

RECORDS	RESULT	TEAM	COUNTRY	VENUE	DATE
World Record WR	3:15.17	Soviet Union	URS	Olympic Stadium, Jamsil, Seoul (KOR)	1 Oct 1988
Championship Record CR	3:19.39	United States	USA	T. Robinson Stadium, Nassau (BAH)	3 May 2015
World Leading WL	3:26.63	Arkansas		Mike A. Myers Stadium, Austin, TX (USA)	27 Mar 2021
Area Record AR		National Record NR		Season Best SB	

Heat 1

3

1 May 2021 18:59 START TIME

11° C TEMPERATURE

80 % HUMIDITY

PLACE	TEAM	BIB	LANE	REACTION	RESULT	Fn
1	POLAND Kornelia LESIEWICZ Małgorzata HOŁUB-KOWALIK Kinga GACKA Natalia KACZMAREK	POL	7	0.187	3:28.11 52.58 (2) 51.85 (1) 52.41 (3) 51.27 (1)	Q SB 1:44.43 (1) 2:36.84 (1)
2	BELGIUM Cynthia BOLINGO Imke VERVAET Paulien COUCKUYT Camille LAUS	BEL	3	0.172	3:28.27 52.57 (1) 52.26 (2) 52.13 (1) 51.31 (2)	Q SB 1:44.83 (2) 2:36.96 (2)
3	ITALY Raphaela Boaheng LUKUDO Eleonora MARCHIANDO Petra NARDELLI Ayomide FOLORUNSO	ITA	6	0.208	3:30.04 53.48 (3) 52.42 (3) 52.18 (2) 51.96 (3)	q SB 1:45.90 (3) 2:38.08 (3)
4	SWITZERLAND Silke LEMMENS Rachel PELLAUD Veronica VANCARDO Annina FAHR	SUI	4	0.191	3:34.85 54.20 (5) 52.45 (4) 55.46 (5) 52.74 (4)	SB 1:46.65 (4) 2:42.11 (5)
5	SPAIN Sara GALLEGO Laura BUENO Barbara CAMBLOR Carmen SÁNCHEZ	ESP	5	0.171	3:34.92 53.77 (4) 53.53 (5) 54.01 (4) 53.61 (5)	SB 1:47.30 (5) 2:41.31 (4)

INTERMEDIATE TIMES

400m	52.57 BELGIUM	800m	1:44.43 POLAND
1200m	2:36.84 POLAND		

Heat 2

3

1 May 2021 19:10 START TIME

11° C TEMPERATURE

80 % HUMIDITY

PLACE	TEAM	BIB	LANE	REACTION	RESULT	Fn
1	CUBA Zurian HECHAVARRÍA Rose Mary ALMANZA Lisneidy VEITÍA Roxana GÓMEZ	CUB	5	0.184	3:27.90 52.24 (1) 52.96 (2) 51.71 (2) 50.99 (2)	Q SB 1:45.20 (1) 2:36.91 (1)
2	NETHERLANDS Eva HOVENKAMP Eveline SAALBERG Lisanne DE WITTE Femke BOL	NED	6	0.244	3:28.40 53.54 (3) 53.45 (3) 51.60 (1) 49.81 (1)	Q 1:46.99 (3) 2:38.59 (2)
3	FRANCE Amandine BROSSIER Sokhna LACOSTE Shana GREBO Floria GUEI	FRA	3	0.182	3:30.46 53.51 (2) 52.62 (1) 52.60 (3) 51.73 (3)	q SB 1:46.13 (2) 2:38.73 (3)

RESULTS
4 x 400 Metres Relay Women - Round 1

4	KENYA	KEN	4	0.290	3:39.34	SB
	Gladys MUSYOKI				54.67 (4)	
	Veronica Kamumbe MUTUA				54.61 (4)	1:49.28 (4)
	Sylvia Chematui CHESEBE				55.11 (4)	2:44.39 (4)
	Mary MORAA				54.95 (4)	

INTERMEDIATE TIMES

400m	52.24 CUBA	800m	1:45.20 CUBA
1200m	2:36.91 CUBA		

Heat 3 **3**

1 May 2021 19:21 START TIME 11° C TEMPERATURE 79 % HUMIDITY

PLACE	TEAM	BIB	LANE	REACTION	RESULT	Fn
1	GREAT BRITAIN & NI	GBR	5	0.178	3:28.83	Q
	Ama PIPI				52.40 (1)	
	Zoey CLARK				51.82 (2)	1:44.22 (1)
	Jessie KNIGHT				51.28 (1)	2:35.50 (1)
	Jessica TURNER				53.33 (3)	
2	GERMANY	GER	7	0.179	3:29.73	Q SB
	Nadine GONSKA				53.10 (2)	
	Corinna SCHWAB				51.79 (1)	1:44.89 (2)
	Karolina PAHLITZSCH				52.79 (2)	2:37.68 (2)
	Ruth Sophia SPELMEYER-PREUß				52.05 (1)	
3	BOTSWANA	BOT	4	0.233	3:34.99	SB
	Thomphang BASELE				54.31 (4)	
	Loungo MATLHAKU				54.08 (4)	1:48.39 (4)
	Galefele MOROKO				53.57 (3)	2:41.96 (4)
	Amantle MONTSHO				53.03 (2)	
4	JAPAN	JPN	3	0.164	3:35.26	SB
	Mayu KOBAYASHI				54.21 (3)	
	Nanako MATSUMOTO				52.68 (3)	1:46.89 (3)
	Ayaka KAWATA				54.39 (4)	2:41.28 (3)
	Asami SHINTAKU				53.98 (4)	
5	CHILE	CHI	6	0.193	3:41.28	SB
	Stephanie SAAVEDRA				54.47 (5)	
	Maria José ECHEVERRIA				56.00 (5)	1:50.47 (5)
	Poulette CARDOCH				56.47 (5)	2:46.94 (5)
	María Fernanda MACKENNA				54.34 (5)	

INTERMEDIATE TIMES

400m	52.40 GREAT BRITAIN & NI	800m	1:44.22 GREAT BRITAIN & NI
1200m	2:35.50 GREAT BRITAIN & NI		

ALL-TIME TOP LIST

RESULT	TEAM	VENUE	DATE
3:15.17	SOVIET UNION (URS)	mpic Stadium, Jamsil, Seoul (KOR)	1 Oct 88
3:15.51	UNITED STATES (USA)	mpic Stadium, Jamsil, Seoul (KOR)	1 Oct 88
3:15.92	GERMAN DEMOCRATIC REPUBLIC (GDR)	Erfurt (GER)	3 Jun 84
3:18.38	RUSSIA (RUS)	Gottlieb-Daimler Stadion, Stuttgart (GER)	22 Aug 93
3:18.71	JAMAICA (JAM)	DS, Daegu (KOR)	3 Sep 11
3:20.04	GREAT BRITAIN & NI (GBR)	Nagai Stadium, Osaka (JPN)	2 Sep 07
3:20.20	UNIFIED TEAM (EUN)	Estadio Olímpico, Barcelona (ESP)	8 Aug 92
3:20.32	CZECHOSLOVAKIA (TCH)	Olympic Stadium, Helsinki (FIN)	14 Aug 83
3:20.92	GERMANY (GER)	Olympic Stadium, Athina (GRE)	10 Aug 97
3:21.04	NIGERIA (NGR)	Olympic Stadium, Atlanta, GA (USA)	3 Aug 96

SEASON TOP LIST

RESULT	TEAM	VENUE	2021
3:27.90	CUBA (CUB)	Silesia	1 May
3:28.11	POLAND (POL)	Silesia	1 May
3:28.27	BELGIUM (BEL)	Silesia	1 May
3:28.40	NETHERLANDS (NED)	Silesia	1 May
3:28.83	GREAT BRITAIN & NI (GBR)	Silesia	1 May
3:29.73	GERMANY (GER)	Silesia	1 May
3:30.02	DOMINICAN REPUBLIC (DOM)	Ibagué (COL)	25 Apr
3:30.04	ITALY (ITA)	Silesia	1 May
3:30.46	FRANCE (FRA)	Silesia	1 May
3:30.53	UNATTACHED (USA)	Percy Beard Track (Un. of Florida), Gain	17 Apr

RESULTS



4 x 400 Metres Relay Mixed - Final

RECORDS	RESULT	TEAM	COUNTRY	VENUE	DATE
World Record WR	3:09.34	United States	USA	Khalifa International Stadium, Doha (QAT)	29 Sep 2019
Championship Record CR	3:14.42	Bahamas	BAH	T. Robinson Stadium, Nassau (BAH)	23 Apr 2017
World Leading WL	3:16.52	Italy	ITA	Silesia	1 May 2021
Area Record AR		National Record NR		Season Best SB	

2 May 2021 19:19 START TIME 7° C TEMPERATURE 85 % HUMIDITY

PLACE	TEAM	BIB	LANE	REACTION	RESULT	Fn
1	ITALY Edoardo SCOTTI (M) Giancarla TREVISAN (W) Alice MANGIONE (W) Davide RE (M)	ITA	6	0.198	3:16.60 46.29 (1) 52.17 (2) 51.76 (1) 46.38 (7)	1:38.46 (1) 2:30.22 (1)
2	BRAZIL Anderson FREITAS HENRIQUES (M) Tiffani SILVA MARINHO (W) Geisa Aparecida COUTINHO (W) Alison DOS SANTOS (M)	BRA	5	0.150	3:17.54 46.40 (2) 52.61 (4) 53.91 (7) 44.62 (1)	1:39.01 (2) 2:32.92 (5)
3	DOMINICAN REPUBLIC Lidio Andres FELIZ (M) Anabel MEDINA VENTURA (W) Marileidy PAULINO (W) Alexander OGANDO (M)	DOM	7	0.255	3:17.58 47.69 (6) 52.76 (5) 51.80 (2) 45.33 (2)	1:40.45 (5) 2:32.25 (2)
4	BELGIUM Dylan BORLÉE (M) Cynthia BOLINGO (W) Camille LAUS (W) Kevin BORLÉE (M)	BEL	9	0.182	3:17.92 47.77 (7) 51.69 (1) 53.06 (5) 45.40 (3)	1:39.46 (3) 2:32.52 (4)
5	GREAT BRITAIN & NI Lee THOMPSON (M) Zoey CLARK (W) Yasmin LIVERPOOL (W) Rabah YOUSIF (M)	GBR	3	0.218	3:18.87 47.12 (3) 52.41 (3) 52.97 (4) 46.37 (6)	1:39.53 (4) 2:32.50 (3)
6	SPAIN Samuel GARCÍA (M) Andrea JIMÉNEZ (W) Aauri Lorena BOKESA (W) Bernat ERTA (M)	ESP	8	0.156	3:19.65 47.14 (5) 53.32 (7) 52.58 (3) 46.61 (8)	1:40.46 (6) 2:33.04 (6)
7	IRELAND Andrew MELLON (M) Phil HEALY (W) Sharlene MAWDSLEY (W) Christopher O'DONNELL (M)	IRL	2	0.154	3:20.26 47.81 (8) 52.93 (6) 53.24 (6) 46.28 (5)	1:40.74 (7) 2:33.98 (7)
8	NETHERLANDS Nout WARDENBURG (M) Eveline SAALBERG (W) Laura DE WITTE (W) Terrence AGARD (M)	NED	4	0.192	3:21.02 47.13 (4) 53.77 (8) 54.09 (8) 46.03 (4)	1:40.90 (8) 2:34.99 (8)


INTERMEDIATE TIMES

400m	46.29	ITALY	800m	1:38.46	ITALY
1200m	2:30.22	ITALY			

RESULTS
4 x 400 Metres Relay Mixed - Final

ALL-TIME TOP LIST				SEASON TOP LIST			
RESULT	TEAM	VENUE	DATE	RESULT	TEAM	VENUE	2021
3:09.34	UNITED STATES (USA)	International Stadium, Doha (QAT)	29 Sep 19	3:16.52	ITALY (ITA)	Silesia	1 May
3:11.78	JAMAICA (JAM)	Khalifa International Stadium, Doha (QAT)	29 Sep 19	3:16.53	BRAZIL (BRA)	Silesia	1 May
3:11.82	BAHRAIN (BRN)	Khalifa International Stadium, Doha (QAT)	29 Sep 19	3:16.67	DOMINICAN REPUBLIC (DOM)	Silesia	1 May
3:12.27	GREAT BRITAIN & NI (GBR)	International Stadium, Doha (QAT)	29 Sep 19	3:16.84	IRELAND (IRL)	Silesia	1 May
3:12.33	POLAND (POL)	Khalifa International Stadium, Doha (QAT)	29 Sep 19	3:17.23	BELGIUM (BEL)	Silesia	1 May
3:14.22	BELGIUM (BEL)	Khalifa International Stadium, Doha (QAT)	29 Sep 19	3:17.27	GREAT BRITAIN & NI (GBR)	Silesia	1 May
3:14.42	BAHAMAS (BAH)	T. Robinson Stadium, Nassau (BAH)	23 Apr 17	3:17.61	COLOMBIA (COL)	Silesia	1 May
3:15.71	INDIA (IND)	Jakarta (INA)	28 Aug 18	3:17.92	POLAND (POL)	Silesia	1 May
3:16.12	ITALY (ITA)	International, Yokohama (JPN)	11 May 19	3:18.04	NETHERLANDS (NED)	Silesia	1 May
3:16.12	BRAZIL (BRA)	Khalifa International Stadium, Doha (QAT)	28 Sep 19	3:18.76	JAPAN (JPN)	Silesia	1 May

RACE ANALYSIS



4 x 400 Metres Relay Mixed - Final

2 May 2021 19:19 START TIME 7° C TEMPERATURE 85 % HUMIDITY

1 400m 2 800m 3 1200m

1 ITALY				ITA	3:16.60	
1	46.29	2	52.17	3	51.76	46.38
	46.29 (1)		1:38.46 (1)		2:30.22 (1)	
2 BRAZIL				BRA	3:17.54	
1	46.40	2	52.61	3	53.91	44.62
	46.40 (2)		1:39.01 (2)		2:32.92 (5)	
3 DOMINICAN REPUBLIC				DOM	3:17.58	
1	47.69	2	52.76	3	51.80	45.33
	47.69 (6)		1:40.45 (5)		2:32.25 (2)	
4 BELGIUM				BEL	3:17.92	
1	47.77	2	51.69	3	53.06	45.40
	47.77 (7)		1:39.46 (3)		2:32.52 (4)	
5 GREAT BRITAIN & NI				GBR	3:18.87	
1	47.12	2	52.41	3	52.97	46.37
	47.12 (3)		1:39.53 (4)		2:32.50 (3)	
6 SPAIN				ESP	3:19.65	
1	47.14	2	53.32	3	52.58	46.61
	47.14 (5)		1:40.46 (6)		2:33.04 (6)	
7 IRELAND				IRL	3:20.26	
1	47.81	2	52.93	3	53.24	46.28
	47.81 (8)		1:40.74 (7)		2:33.98 (7)	
8 NETHERLANDS				NED	3:21.02	
1	47.13	2	53.77	3	54.09	46.03
	47.13 (4)		1:40.90 (8)		2:34.99 (8)	

RESULT PROGRESSION



4 x 400 Metres Relay Mixed - Final

RECORDS	RESULT	TEAM	COUNTRY	VENUE	DATE
World Record WR	3:09.34	United States	USA	Khalifa International Stadium, Doha (QAT)	29 Sep 2019
Championship Record CR	3:14.42	Bahamas	BAH	T. Robinson Stadium, Nassau (BAH)	23 Apr 2017
World Leading WL	3:16.52	Italy	ITA	Silesia	1 May 2021
Area Record AR					
		National Record NR		Season Best SB	

2 May 2021

RANK	BIB	TEAM	PHASE	HEAT	LANE	PLACE	RESULT
1		ITALY	Final	1	6	1	3:16.60
			Round 1	2	3	1	3:16.52 Q WL
2		BRAZIL	Final	1	5	2	3:17.54
			Round 1	3	3	2	3:16.53 Q SB
3		DOMINICAN REPUBLIC	Final	1	7	3	3:17.58
			Round 1	3	7	3	3:16.67 Q SB
4		BELGIUM	Final	1	9	4	3:17.92
			Round 1	2	2	5	3:17.23 Q SB
5		GREAT BRITAIN & NI	Final	1	3	5	3:18.87
			Round 1	3	8	6	3:17.27 q SB
6		SPAIN	Final	1	8	6	3:19.65
			Round 1	1	6	11	3:18.98 Q NR
7		IRELAND	Final	1	2	7	3:20.26
			Round 1	3	5	4	3:16.84 q SB
8		NETHERLANDS	Final	1	4	8	3:21.02
			Round 1	1	2	9	3:18.04 Q SB

ALL-TIME TOP LIST				SEASON TOP LIST			
RESULT	TEAM	VENUE	DATE	RESULT	TEAM	VENUE	2021
3:09.34	UNITED STATES (USA)	International Stadium, Doha (QAT)	29 Sep 19	3:16.52	ITALY (ITA)	Silesia	1 May
3:11.78	JAMAICA (JAM)	Khalifa International Stadium, Doha (QAT)	29 Sep 19	3:16.53	BRAZIL (BRA)	Silesia	1 May
3:11.82	BAHRAIN (BRN)	Khalifa International Stadium, Doha (QAT)	29 Sep 19	3:16.67	DOMINICAN REPUBLIC (DOM)	Silesia	1 May
3:12.27	GREAT BRITAIN & NI (GBR)	ational Stadium, Doha (QAT)	29 Sep 19	3:16.84	IRELAND (IRL)	Silesia	1 May
3:12.33	POLAND (POL)	Khalifa International Stadium, Doha (QAT)	29 Sep 19	3:17.23	BELGIUM (BEL)	Silesia	1 May
3:14.22	BELGIUM (BEL)	Khalifa International Stadium, Doha (QAT)	29 Sep 19	3:17.27	GREAT BRITAIN & NI (GBR)	Silesia	1 May
3:14.42	BAHAMAS (BAH)	T. Robinson Stadium, Nassau (BAH)	23 Apr 17	3:17.61	COLOMBIA (COL)	Silesia	1 May
3:15.71	INDIA (IND)	Jakarta (INA)	28 Aug 18	3:17.92	POLAND (POL)	Silesia	1 May
3:16.12	ITALY (ITA)	International, Yokohama (JPN)	11 May 19	3:18.04	NETHERLANDS (NED)	Silesia	1 May
3:16.12	BRAZIL (BRA)	Khalifa International Stadium, Doha (QAT)	28 Sep 19	3:18.76	JAPAN (JPN)	Silesia	1 May

SUMMARY



4 x 400 Metres Relay Mixed - Round 1

First 2 in each heat (Q) and the next 2 fastest (q) advance to the Final

RECORDS	RESULT	TEAM	COUNTRY	VENUE	DATE
World Record WR	3:09.34	United States	USA	Khalifa International Stadium, Doha (QAT)	29 Sep 2019
Championship Record CR	3:14.42	Bahamas	BAH	T. Robinson Stadium, Nassau (BAH)	23 Apr 2017
World Leading WL	3:16.52	Italy	ITA	Silesia	1 May 2021
Area Record AR		National Record NR		Season Best SB	

1 May 2021

RANK	PLACE	HEAT	LANE	BIB	TEAM	REACTION	RESULT		
1	1	2	3	ITA	ITALY	0.199	3:16.52	Q	WL
2	1	3	3	BRA	BRAZIL	0.136	3:16.53	Q	SB
3	2	3	7	DOM	DOMINICAN REPUBLIC	0.164	3:16.67	Q	SB
4	3	3	5	IRL	IRELAND	0.170	3:16.84	q	SB
5	2	2	2	BEL	BELGIUM	0.154	3:17.23	Q	SB
6	4	3	8	GBR	GREAT BRITAIN & NI	0.145	3:17.27	q	SB
7	3	2	7	COL	COLOMBIA	0.171	3:17.61		SB
8	4	2	4	POL	POLAND	0.180	3:17.92		SB
9	1	1	2	NED	NETHERLANDS	0.189	3:18.04	Q	NR
10	5	2	6	JPN	JAPAN	0.172	3:18.76		SB
11	2	1	6	ESP	SPAIN	0.196	3:18.98	Q	NR
12	6	2	5	RSA	SOUTH AFRICA	0.211	3:19.18		SB
13	5	3	6	GER	GERMANY	0.170	3:19.19		SB
14	7	2	8	SVK	SLOVAK REPUBLIC	0.158	3:19.66		SB
15	6	3	2	BLR	BELARUS	0.175	3:19.73		SB
16	3	1	5	FRA	FRANCE	0.221	3:20.95		SB
17	7	3	4	BOT	BOTSWANA	0.193	3:20.97		SB
18	4	1	7	TUR	TURKEY	0.204	3:20.98		SB
19	5	1	3	CZE	CZECH REPUBLIC	0.141	3:21.05		SB
20	6	1	4	POR	PORTUGAL	0.236	3:21.51		SB
		1	8	KEN	KENYA	0.189	DQ	TR*	

NOTE TR* - TR24.6.3 fault at recovering a dropped baton
 TR24.19 starting outside the takeover zone
 TR17.3.2 infringement of the inside border

ALL-TIME TOP LIST				SEASON TOP LIST			
RESULT	TEAM	VENUE	DATE	RESULT	TEAM	VENUE	2021
3:09.34	UNITED STATES (USA)	International Stadium, Doha (QAT)	29 Sep 19	3:16.52	ITALY (ITA)	Silesia	1 May
3:11.78	JAMAICA (JAM)	Khalifa International Stadium, Doha (QAT)	29 Sep 19	3:16.53	BRAZIL (BRA)	Silesia	1 May
3:11.82	BAHRAIN (BRN)	Khalifa International Stadium, Doha (QAT)	29 Sep 19	3:16.67	DOMINICAN REPUBLIC (DOM)	Silesia	1 May
3:12.27	GREAT BRITAIN & NI (GBR)	ational Stadium, Doha (QAT)	29 Sep 19	3:16.84	IRELAND (IRL)	Silesia	1 May
3:12.33	POLAND (POL)	Khalifa International Stadium, Doha (QAT)	29 Sep 19	3:17.23	BELGIUM (BEL)	Silesia	1 May
3:14.22	BELGIUM (BEL)	Khalifa International Stadium, Doha (QAT)	29 Sep 19	3:17.27	GREAT BRITAIN & NI (GBR)	Silesia	1 May
3:14.42	BAHAMAS (BAH)	T. Robinson Stadium, Nassau (BAH)	23 Apr 17	3:17.61	COLOMBIA (COL)	Silesia	1 May
3:15.71	INDIA (IND)	Jakarta (INA)	28 Aug 18	3:17.92	POLAND (POL)	Silesia	1 May
3:16.12	ITALY (ITA)	International, Yokohama (JPN)	11 May 19	3:18.04	NETHERLANDS (NED)	Silesia	1 May
3:16.12	BRAZIL (BRA)	Khalifa International Stadium, Doha (QAT)	28 Sep 19	3:18.76	JAPAN (JPN)	Silesia	1 May

RACE ANALYSIS



4 x 400 Metres Relay Mixed - Round 1

First 2 in each heat (Q) and the next 2 fastest (q) advance to the Final

Heat 3 **3**

1 May 2021 21:42 START TIME

11° C TEMPERATURE 84 % HUMIDITY

1	400m	2	800m	3	1200m
---	------	---	------	---	-------

1 BRAZIL						BRA	3:16.53	SB
1	46.55	2	52.07	3	52.89			
	46.55 (1)		1:38.62 (1)		2:31.51 (2)		45.02	
2 DOMINICAN REPUBLIC						DOM	3:16.67	PB
1	47.75	2	52.80	3	50.98			
	47.75 (6)		1:40.55 (6)		2:31.53 (3)		45.14	
3 IRELAND						IRL	3:16.84	PB
1	47.49	2	51.87	3	51.86			
	47.49 (4)		1:39.36 (2)		2:31.22 (1)		45.62	
4 GREAT BRITAIN & NI						GBR	3:17.27	SB
1	47.90	2	52.01	3	51.86			
	47.90 (7)		1:39.91 (3)		2:31.77 (4)		45.50	
5 GERMANY						GER	3:19.19	SB
1	47.66	2	52.77	3	52.60			
	47.66 (5)		1:40.43 (5)		2:33.03 (5)		46.16	
6 BELARUS						BLR	3:19.73	PB
1	47.42	2	52.85	3	52.90			
	47.42 (3)		1:40.27 (4)		2:33.17 (6)		46.56	
7 BOTSWANA						BOT	3:20.97	SB
1	46.90	2	54.05	3	54.37			
	46.90 (2)		1:40.95 (7)		2:35.32 (7)		45.65	

RESULTS



4 x 400 Metres Relay Mixed - Round 1

First 2 in each heat (Q) and the next 2 fastest (q) advance to the Final

RECORDS	RESULT	TEAM	COUNTRY	VENUE	DATE
World Record WR	3:09.34	United States	USA	Khalifa International Stadium, Doha (QAT)	29 Sep 2019
Championship Record CR	3:14.42	Bahamas	BAH	T. Robinson Stadium, Nassau (BAH)	23 Apr 2017
World Leading WL	3:16.52	Italy	ITA	Silesia	1 May 2021
Area Record AR		National Record NR		Season Best SB	

Heat 1

3

1 May 2021 21:19 START TIME

11° C TEMPERATURE 83 % HUMIDITY

PLACE	TEAM	BIB	LANE	REACTION	RESULT	Fn
1	NETHERLANDS Nout WARDENBURG (M) Femke BOL (W) Lieke KLAVER (W) Tony VAN DIEPEN (M)	NED	2	0.189	3:18.04 47.21 (2) 50.72 (2) 1:37.93 (1) 51.62 (2) 2:29.55 (1) 48.49 (7)	Q NR
2	SPAIN Julio ARENAS (M) Andrea JIMÉNEZ (W) Aauri Lorena BOKESA (W) Bernat ERTA (M)	ESP	6	0.196	3:18.98 47.05 (1) 53.68 (5) 1:40.73 (2) 51.68 (3) 2:32.41 (2) 46.57 (6)	Q NR
3	FRANCE Amandine BROSSIER (W) Elise TRYNKLER (W) Christopher NALIALI (M) Thomas JORDIER (M)	FRA	5	0.221	3:20.95 54.64 (5) 53.07 (3) 1:47.71 (6) 47.75 (1) 2:35.46 (6) 45.49 (2)	SB
4	TURKEY Kubilay ENÇÜ (M) Büsra YILDIRIM (W) Elif POLAT (W) Sinan ÖREN (M)	TUR	7	0.204	3:20.98 47.29 (3) 53.74 (6) 1:41.03 (3) 53.83 (6) 2:34.86 (4) 46.12 (3)	SB
5	CZECH REPUBLIC Matěj KRSEK (M) Barbora MALÍKOVÁ (W) Lada VONDROVÁ (W) Daniel LEHAR (M)	CZE	3	0.141	3:21.05 48.31 (4) 53.27 (4) 1:41.58 (4) 53.04 (5) 2:34.62 (3) 46.43 (4)	SB
6	PORTUGAL Vera BARBOSA (W) Ricardo DOS SANTOS (M) Cátia AZEVEDO (W) Mauro PEREIRA (M)	POR	4	0.236	3:21.51 55.10 (6) 47.52 (1) 1:42.62 (5) 52.35 (4) 2:34.97 (5) 46.54 (5)	SB
	KENYA Jared Nyambweke MOMANYI (M) Joan CHERONO (W) Mary MORAA (W) Aron Kipchumba KOECH (M)	KEN	8	0.189	DQ 45.25 (1)	TR*

NOTE TR* - TR24.6.3 fault at recovering a dropped baton
TR24.19 starting outside the takeover zone
TR17.3.2 infringement of the inside border

INTERMEDIATE TIMES

400m	47.05 SPAIN	800m	1:37.93 NETHERLANDS
1200m	2:29.55 NETHERLANDS		

RESULTS
4 x 400 Metres Relay Mixed - Round 1

Heat 2 3

1 May 2021 21:30 START TIME 11° C 83 %
TEMPERATURE HUMIDITY

PLACE	TEAM	BIB	LANE	REACTION	RESULT		Fn
1	ITALY Edoardo SCOTTI (M) Giancarla TREVISAN (W) Alice MANGIONE (W) Davide RE (M)	ITA	3	0.199	3:16.52 46.07 (1) 51.95 (2) 51.69 (1) 46.81 (7)	Q	WL
2	BELGIUM Jonathan SACOOR (M) Cynthia BOLINGO (W) Camille LAUS (W) Kevin BORLÉE (M)	BEL	2	0.154	3:17.23 47.77 (6) 51.49 (1) 52.52 (4) 45.45 (2)	Q	SB
3	COLOMBIA Jhon Alejandro PERLAZA (M) Rosa ESCOBAR (W) Jennifer PADILLA GONZALEZ (W) Anthony José ZAMBRANO (M)	COL	7	0.171	3:17.61 46.91 (3) 53.30 (7) 52.50 (3) 44.90 (1)		SB
4	POLAND Mateusz RZEŹNICZAK (M) Aleksandra GAWORSKA (W) Karolina ŁOZOWSKA (W) Patrik GRZEGORZEWICZ (M)	POL	4	0.180	3:17.92 47.20 (4) 52.47 (4) 52.32 (2) 45.93 (4)		SB
5	JAPAN Kosuke IKEDA (M) Nanako MATSUMOTO (W) Mayu KOBAYASHI (W) Aoto SUZUKI (M)	JPN	6	0.172	3:18.76 46.74 (2) 52.75 (5) 53.52 (7) 45.75 (3)		SB
6	SOUTH AFRICA Ukona KHUZWAYO (M) Dalene MPITI (W) Taylon BIELDT (W) Ranti Marvin DIKGALE (M)	RSA	5	0.211	3:19.18 48.04 (7) 52.16 (3) 52.95 (5) 46.03 (5)		SB
7	SLOVAK REPUBLIC Oliver MURCKO (M) Iveta PUTALOVÁ (W) Emma ZAPLETALOVÁ (W) Šimon BUJNA (M)	SVK	8	0.158	3:19.66 47.30 (5) 53.14 (6) 53.15 (6) 46.07 (6)		SB

INTERMEDIATE TIMES

400m 46.07 ITALY 800m 1:38.02 ITALY
1200m 2:29.71 ITALY

Heat 3 3

1 May 2021 21:42 START TIME 11° C 84 %
TEMPERATURE HUMIDITY

PLACE	TEAM	BIB	LANE	REACTION	RESULT		Fn
1	BRAZIL Anderson FREITAS HENRIQUES (M) Tiffani SILVA MARINHO (W) Geisa Aparecida COUTINHO (W) Alison DOS SANTOS (M)	BRA	3	0.136	3:16.53 46.55 (1) 52.07 (3) 52.89 (5) 45.02 (1)	Q	SB
2	DOMINICAN REPUBLIC Yancarlos MARTÍNEZ (M) Anabel MEDINA VENTURA (W) Marileidy PAULINO (W) Alexander OGANDO (M)	DOM	7	0.164	3:16.67 47.75 (6) 52.80 (5) 50.98 (1) 45.14 (2)	Q	SB
3	IRELAND Christopher O'DONNELL (M) Phil HEALY (W) Sharlene MAWDSLEY (W) Thomas BARR (M)	IRL	5	0.170	3:16.84 47.49 (4) 51.87 (1) 51.86 (2) 45.62 (4)	q	SB

Timing by SEIKO

AT-4X400-X-h----.RS6..v1

Issued at 21:23 on Sunday, 02 May 2021

2 3

TITLE PARTNER

WORLD ATHLETICS PARTNERS



RESULTS
4 x 400 Metres Relay Mixed - Round 1

4	GREAT BRITAIN & NI	GBR	8	0.145	3:17.27	q	
	Rabah YOUSIF (M)				47.90 (7)		
	Laviai NIELSEN (W)				52.01 (2)	1:39.91 (3)	
	Emily DIAMOND (W)				51.86 (2)	2:31.77 (4)	
	Lee THOMPSON (M)				45.50 (3)		
5	GERMANY	GER	6	0.170	3:19.19		
	Henrik KRAUSE (M)				47.66 (5)		
	Luna THIEL (W)				52.77 (4)	1:40.43 (5)	
	Hannah MERGENTHALER (W)				52.60 (4)	2:33.03 (5)	
	Johannes TREFZ (M)				46.16 (6)		
6	BELARUS	BLR	2	0.175	3:19.73		
	Aliaksandr VASILEUSKIY (M)				47.42 (3)		
	Aliaksandra KHILMANOVICH (W)				52.85 (6)	1:40.27 (4)	
	Asteria LIMAI (W)				52.90 (6)	2:33.17 (6)	
	Ihar ZUBKO (M)				46.56 (7)		
7	BOTSWANA	BOT	4	0.193	3:20.97		
	Zibane NGOZI (M)				46.90 (2)		
	Oarabile MOKENANE (W)				54.05 (7)	1:40.95 (7)	
	Christine BOTLOGETSWE (W)				54.37 (7)	2:35.32 (7)	
	Bayapo NDORI (M)				45.65 (5)		

INTERMEDIATE TIMES

400m	46.55 BRAZIL	800m	1:38.62 BRAZIL
1200m	2:31.22 IRELAND		

ALL-TIME TOP LIST				SEASON TOP LIST			
RESULT	TEAM	VENUE	DATE	RESULT	TEAM	VENUE	2021
3:09.34	UNITED STATES (USA)	International Stadium, Doha	QAT 29 Sep 19	3:16.52	ITALY (ITA)	Silesia	1 May
3:11.78	JAMAICA (JAM)	Khalifa International Stadium, Doha	QAT 29 Sep 19	3:16.53	BRAZIL (BRA)	Silesia	1 May
3:11.82	BAHRAIN (BRN)	Khalifa International Stadium, Doha	QAT 29 Sep 19	3:16.67	DOMINICAN REPUBLIC (DOM)	Silesia	1 May
3:12.27	GREAT BRITAIN & NI (GBR)	International Stadium, Doha	QAT 29 Sep 19	3:16.84	IRELAND (IRL)	Silesia	1 May
3:12.33	POLAND (POL)	Khalifa International Stadium, Doha	QAT 29 Sep 19	3:17.23	BELGIUM (BEL)	Silesia	1 May
3:14.22	BELGIUM (BEL)	Khalifa International Stadium, Doha	QAT 29 Sep 19	3:17.27	GREAT BRITAIN & NI (GBR)	Silesia	1 May
3:14.42	BAHAMAS (BAH)	T. Robinson Stadium, Nassau	BAH 23 Apr 17	3:17.61	COLOMBIA (COL)	Silesia	1 May
3:15.71	INDIA (IND)	Jakarta	INA 28 Aug 18	3:17.92	POLAND (POL)	Silesia	1 May
3:16.12	ITALY (ITA)	International, Yokohama	JPN 11 May 19	3:18.04	NETHERLANDS (NED)	Silesia	1 May
3:16.12	BRAZIL (BRA)	Khalifa International Stadium, Doha	QAT 28 Sep 19	3:18.76	JAPAN (JPN)	Silesia	1 May

RESULTS



2 x 2 x 400 Metres Relay Mixed - Final

PORTUGAL REINSTATED BY THE REFEREE

RECORDS	RESULT	TEAM	COUNTRY	VENUE	DATE
World Best Performance WB	3:36.92	United States	USA	International, Yokohama (JPN)	11 May 2019
World Best Performance WB	3:36.92	United States	USA	International, Yokohama (JPN)	11 May 2019
World Best Performance WB	3:36.92	United States	USA	International, Yokohama (JPN)	11 May 2019
World Best Performance WB	3:36.92	United States	USA	International, Yokohama (JPN)	11 May 2019
World Best Performance WB	3:36.92	United States	USA	International, Yokohama (JPN)	11 May 2019
World Best Performance WB	3:36.92	United States	USA	International, Yokohama (JPN)	11 May 2019
World Best Performance WB	3:36.92	United States	USA	International, Yokohama (JPN)	11 May 2019
Championship Record CR	3:36.92	United States	USA	International, Yokohama (JPN)	11 May 2019
Area Record AR		National Record NR	Season Best SB		

1 May 2021 21:06 START TIME 11° C 82 %
TEMPERATURE HUMIDITY

PLACE	TEAM	BIB	LANE	REACTION	RESULT	Fn
1	POLAND Joanna JÓŹWIK (W) Patrik DOBEK (M)	POL	5		3:40.92	SB
2	KENYA Naomi KORIR (W) Ferguson Cheruiyot ROTICH (M)	KEN	2		3:41.79	SB
3	SLOVENIA Anita HORVAT (W) Žan RUDOLF (M)	SLO	3		3:41.95	SB
4	BELARUS Ilona VELIKANOVICH (W) Illiia KARNAVUKHAU (M)	BLR	6		3:48.06	PB
5	PORTUGAL Dorothe ÉVORA (W) João COELHO (M)	POR	4		3:51.69	SB
6	SLOVAK REPUBLIC Daniela LEDECKÁ (W) Patrik DÖMÖTÖR (M)	SVK	1		3:54.01	SB

ALL-TIME TOP LIST				SEASON TOP LIST			
RESULT	TEAM	VENUE	DATE	RESULT	TEAM	VENUE	2021
3:36.92	UNITED STATES (USA)	International, Yokohama (JPN)	11 May 19	3:40.92	POLAND (POL)	Silesia	1 May
3:37.61	AUSTRALIA (AUS)	International, Yokohama (JPN)	11 May 19	3:41.79	KENYA (KEN)	Silesia	1 May
3:38.36	JAPAN (JPN)	International, Yokohama (JPN)	11 May 19	3:41.95	SLOVENIA (SLO)	Silesia	1 May
3:40.92	POLAND (POL)	Silesia	1 May 21	3:48.06	BELARUS (BLR)	Silesia	1 May
3:41.79	KENYA (KEN)	Silesia	1 May 21	3:51.69	PORTUGAL (POR)	Silesia	1 May
3:41.95	SLOVENIA (SLO)	Silesia	1 May 21	3:54.01	SLOVAK REPUBLIC (SVK)	Silesia	1 May
3:48.06	BELARUS (BLR)	Silesia	1 May 21				
3:51.69	PORTUGAL (POR)	Silesia	1 May 21				
3:54.01	SLOVAK REPUBLIC (SVK)	Silesia	1 May 21				
3:56.72	OGUN STATE (NGR)	Ilaro (NGR)	17 Mar 19				

RACE ANALYSIS



2 x 2 x 400 Metres Relay Mixed - Final

UPDATED LEG TIMES

1 May 2021 21:06 START TIME 11° C 82 %
TEMPERATURE HUMIDITY

1 400m 2 800m 3 1200m

1 POLAND				POL	3:40.92 <small>SB</small>	
1	1:01.56	2	51.03	3	17.96	1:30.37
	1:01.56 (3)		1:52.59 (2)		2:10.55 (1)	
2 KENYA				KEN	3:41.79 <small>SB</small>	
1	1:00.35	2	52.11	3	19.72	1:29.61
	1:00.35 (1)		1:52.46 (1)		2:12.18 (3)	
3 SLOVENIA				SLO	3:41.95 <small>SB</small>	
1	1:01.63	2	51.83	3	18.05	1:30.44
	1:01.63 (4)		1:53.46 (3)		2:11.51 (2)	
4 BELARUS				BLR	3:48.06 <small>SB</small>	
1	1:02.88	2	51.49	3	21.31	1:32.38
	1:02.88 (6)		1:54.37 (4)		2:15.68 (4)	
5 PORTUGAL				POR	3:51.69 <small>SB</small>	
1	1:02.30	2	52.44	3	23.08	1:33.87
	1:02.30 (5)		1:54.74 (5)		2:17.82 (5)	
6 SLOVAK REPUBLIC				SVK	3:54.01 <small>SB</small>	
1	1:00.90	2	54.15	3	23.17	1:35.79
	1:00.90 (2)		1:55.05 (6)		2:18.22 (6)	

RESULTS



Shuttle Hurdles Relay Mixed - Final

RECORDS	RESULT	TEAM	COUNTRY	VENUE	DATE
World Best Performance WB	54.42	Team Blue		Des Moines, IA (USA)	29 Apr 2016
Championship Record CR	54.96	United States	USA	International, Yokohama (JPN)	11 May 2019
Area Record AR		National Record NR		Season Best SB	

1 May 2021 21:59 START TIME

11° C TEMPERATURE  84 % HUMIDITY

PLACE	TEAM	BIB	LANE	REACTION	RESULT	Fn
1	GERMANY Monika ZAPALSKA (W) Erik BALNUWEIT (M) Anne WEIGOLD (W) Gregor TRABER (M)	GER	1	0.123	56.53	SB
2	POLAND Zuzanna HULISZ (W) Krzysztof KILJAN (M) Klaudia WOJTUNIK (W) Damian CZYKIER (M)	POL	3	0.149	56.68	SB
3	KENYA Priscilla TABUNDA (W) Michael Musyoka NZUKU (M) Nusra RUKIA (W) Wiseman Were MUKHOBE (M)	KEN	5	0.204	59.89	SB

ALL-TIME TOP LIST				SEASON TOP LIST			
RESULT	TEAM	VENUE	DATE	RESULT	TEAM	VENUE	2021
54.96	UNITED STATES (USA)	International, Yokohama (JPN)	11 May 19	56.53	GERMANY (GER)	Silesia	1 May
55.47	JAMAICA (JAM)	International, Yokohama (JPN)	11 May 19	56.68	POLAND (POL)	Silesia	1 May
55.59	JAPAN (JPN)	International, Yokohama (JPN)	11 May 19	59.89	KENYA (KEN)	Silesia	1 May
56.40	AUSTRALIA (AUS)	International, Yokohama (JPN)	11 May 19				
56.53	GERMANY (GER)	Silesia	1 May 21				
56.56	FRANCE (FRA)	International, Yokohama (JPN)	11 May 19				
56.68	POLAND (POL)	Silesia	1 May 21				
57.54	PR OF CHINA (CHN)	International, Yokohama (JPN)	11 May 19				
59.89	KENYA (KEN)	Silesia	1 May 21				

RESULT PROGRESSION



Shuttle Hurdles Relay Mixed - Final

RECORDS	RESULT	TEAM	COUNTRY	VENUE	DATE
World Best Performance WB	54.42	Team Blue		Des Moines, IA (USA)	29 Apr 2016
Championship Record CR	54.96	United States	USA	International, Yokohama (JPN)	11 May 2019
Area Record AR		National Record NR		Season Best SB	

1 May 2021

RANK	BIB	TEAM	PHASE	HEAT	LANE	PLACE	RESULT	
1		GERMANY	Final	1	1	1	56.53	SB
2		POLAND	Final	1	3	2	56.68	SB
3		KENYA	Final	1	5	3	59.89	SB

ALL-TIME TOP LIST				SEASON TOP LIST			
RESULT	TEAM	VENUE	DATE	RESULT	TEAM	VENUE	2021
54.96	UNITED STATES (USA)	International, Yokohama (JPN)	11 May 19	56.53	GERMANY (GER)	Silesia	1 May
55.47	JAMAICA (JAM)	International, Yokohama (JPN)	11 May 19	56.68	POLAND (POL)	Silesia	1 May
55.59	JAPAN (JPN)	International, Yokohama (JPN)	11 May 19	59.89	KENYA (KEN)	Silesia	1 May
56.40	AUSTRALIA (AUS)	International, Yokohama (JPN)	11 May 19				
56.53	GERMANY (GER)	Silesia	1 May 21				
56.56	FRANCE (FRA)	International, Yokohama (JPN)	11 May 19				
56.68	POLAND (POL)	Silesia	1 May 21				
57.54	PR OF CHINA (CHN)	International, Yokohama (JPN)	11 May 19				
59.89	KENYA (KEN)	Silesia	1 May 21				

RECORDS SET

FINAL

Men

Men Total

0	0	0	0	3
---	---	---	---	---

4 x 100m

DEN DENMARK - DEN	39.06	h	2	NR
-------------------	-------	---	---	----

4 x 200m

POR PORTUGAL - POR	1:24.53	f		NR
--------------------	---------	---	--	----

ECU ECUADOR - ECU	1:24.89	f		NR
-------------------	---------	---	--	----

Women

Women Total

0	0	0	0	5
---	---	---	---	---

4 x 100m

ECU ECUADOR - ECU	43.86	h	2	NR
-------------------	-------	---	---	----

4 x 200m

POL POLAND - POL	1:34.98	f		NR
------------------	---------	---	--	----

KEN KENYA - KEN	1:38.26	f		NR
-----------------	---------	---	--	----

IRL IRELAND - IRL	1:35.93	f		NR
-------------------	---------	---	--	----

DEN DENMARK - DEN	1:37.80	f		NR
-------------------	---------	---	--	----

Mixed

Mixed Total

0	0	1	0	2
---	---	---	---	---

4 x 400m

ITA ITALY - ITA	3:16.52	h	2	WL
-----------------	---------	---	---	----

NED NETHERLANDS - NED	3:18.04	h	1	NR
-----------------------	---------	---	---	----

ESP SPAIN - ESP	3:18.98	h	1	NR
-----------------	---------	---	---	----

MEN + WOMEN Total

0	0	1	0	10
---	---	---	---	----