

The XXIX Olympic Games

Beijing (National Stadium) (NED) - Friday, Aug 15, 2008

100 Metres Hurdles - W HEPTATHLON

Heat 1 - revised 15 August 2008 - 9:00

Position	Lane	Bib	Athlete	Country	Mark		. Points	React
1	8		Laurien Hoos	NED	13.52	(=PB)	1047	0.174
2	7		Haili Liu	CHN	13.56	(PB)	1041	0.199
3	2		Karolina Tyminska	POL	13.62	(PB)	1033	0.177
4	6		Javur J. Shobha	IND	13.62	(PB)	1033	0.210
5	9		Kylie Wheeler	AUS	13.68	(SB)	1024	0.180
6	1		Gretchen Quintana	CUB	13.77	.	1011	0.171
7	5		Linda Züblin	SUI	13.90	.	993	0.191
8	4		G. Pramila Aiyappa	IND	13.97	.	983	0.406
9	3		Sushmitha Singha Roy	IND	14.11	.	963	0.262

Heat 2 - revised 15 August 2008 - 9:08

Position	Lane	Bib	Athlete	Country	Mark		. Points	React
1	2		Nataliya Dobrynska	UKR	13.44	(PB)	1059	0.192
2	4		Jolanda Keizer	NED	13.90	(SB)	993	0.247
3	9		Wassana Winatho	THA	13.93	(SB)	988	0.211
4	7		Aryiró Stratáki	GRE	14.05	(SB)	971	0.224
5	3		Julie Hollman	GBR	14.43	.	918	0.195
6	5		Kaie Kand	EST	14.47	.	913	0.242
7	8		Györgyi Farkas	HUN	14.66	.	887	0.236
8	1		Yana Maksimava	BLR	14.71	.	880	0.247
.	6		Irina Naumenko	KAZ	DNF	.	0	

Heat 3 - revised 15 August 2008 - 9:16

Position	Lane	Bib	Athlete	Country	Mark		. Points	React
1	4		Aiga Grabuste	LAT	13.78	.	1010	0.215
2	3		Niina Kelo	FIN	13.95	(PB)	985	0.135
3	7		Yuliya Tarasova	UZB	14.03	(PB)	974	0.242
4	5		Ida Marcussen	NOR	14.07	(PB)	968	0.158
5	6		Rebecca Wardell	NZL	14.07	(SB)	968	0.252
6	2		Viktorija Zemaityté	LTU	14.44	.	917	0.175
7	8		Austra Skujyte	LTU	14.46	(SB)	914	0.180

Heat 4 - revised

15 August 2008 - 9:24							
Position	Lane	Bib	Athlete	Country	Mark	. Points	React
1	3		Sonja Kesselschläger	GER	13.50	(=SB)	1050 0.225
2	8		Lucimara da Silva	BRA	13.55	.	1043 0.177
3	2		Marie Collonvillé	FRA	13.57	(PB)	1040 0.169
4	7		Jennifer Oeser	GER	13.57	.	1040 0.217
5	4		Tatyana Chernova	RUS	13.65	.	1028 0.213
6	6		Lilli Schwarzkopf	GER	13.73	.	1017 0.178
7	1		Kamila Chudzik	POL	13.79	.	1008 0.221
8	9		Ida Antoinette Nana Djimou	FRA	13.85	.	1000 0.172
.	5		Lyudmila Blonska	UKR	DQ	.	0 0.161

Heat 5 - revised							
15 August 2008 - 9:32							
Position	Lane	Bib	Athlete	Country	Mark	. Points	React
1	2		Hyleas Fountain	USA	12.78	.	1158 0.226
2	3		Jessica Zelinka	CAN	12.97	(PB)	1129 0.179
3	4		Anna Bogdanova	RUS	13.09	(PB)	1111 0.126
4	8		Kelly Sotherton	GBR	13.18	(PB)	1097 0.214
5	5		Jacquelyn Johnson	USA	13.22	.	1091 0.192
6	1		Hanna Melnychenko	UKR	13.52	.	1047 0.163
7	9		Olga Kurban	RUS	13.77	.	1011 0.195
8	6		Denisa Ščerbová	CZE	13.88	.	995 0.180
9	7		Diana Pickler	USA	14.28	.	939 0.187

The XXIX Olympic Games
Beijing (National Stadium) (POL) - Friday, Aug 15, 2008
Shot Put - M QUALIFICATION
Qual. rule: qualification standard 20.40m or at least best 12 qualified

Group A							
15 August 2008 - 9:05							
Position	Bib	Athlete	Country	Mark	. Points	React	
1		Tomasz Majewski	POL	21.04	Q	(PB)	.
2		Christian Cantwell	USA	20.48	Q	.	.
3		Dylan Armstrong	CAN	20.43	Q	.	.
4		Reese Hoffa	USA	20.41	Q	.	.
5		Pavel Sofin	RUS	20.29	q	.	.
6		Yury Bialou	BLR	20.12	q	.	.
7		Andriy Semenov	UKR	20.01	.	.	.
8		Hamza Alic	BIH	19.87	.	.	.

9	Anton Luboslavskiy	RUS	19.87	.
10	Scott Martin	AUS	19.75	.
11	Joachim Olsen	DEN	19.74	(SB)
12	Carlos Véliz	CUB	19.58	.
13	Maris Urtans	LAT	19.57	.
14	Milan Haborák	SVK	19.32	.
15	Germán Lauro	ARG	19.07	.
16	Asmir Kolašinac	SRB	19.01	.
17	Lajos Kürthy	HUN	18.74	.
18	Mihaíl Stamatóyiannis	GRE	18.45	.
19	Marco Antonio Verni	CHI	17.96	.
.	Georgi Ivanov	BUL	NM	.
.	Robert Häggblom	FIN	NM	.
.	Ralf Bartels	GER	DNS	.

Athlete	1st	2nd	3rd
Tomasz Majewski	21.04		
Christian Cantwell	20.11	20.48	
Dylan Armstrong	20.43		
Reese Hoffa	20.41		
Pavel Sofin	20.29		
Yury Bialou		20.12	19.87
Andriy Semenov	18.95	19.59	20.01
Hamza Alic	19.33	19.48	19.87
Anton Luboslavskiy	19.14		19.87
Scott Martin	19.75		
Joachim Olsen	19.62	19.69	19.74
Carlos Véliz	19.58	19.25	19.16
Maris Urtans	18.78	19.57	19.34
Milan Haborák		19.32	
Germán Lauro	19.07		18.96
Asmir Kolašinac	18.32		19.01
Lajos Kürthy	18.38		18.74
Mihaíl Stamatóyiannis		18.45	18.30
Marco Antonio Verni		17.96	
Georgi Ivanov			

Robert Häggblom

Ralf Bartels

Group B
15 August 2008 - 9:05

Position	Bib	Athlete	Country	Mark	
1		Adam Nelson	USA	20.56 Q	.
2		Andrei Mikhnevich	BLR	20.48 Q	.
3		Pavel Lyzhyn	BLR	20.36 q	.
4		Yuriy Bilonoh	UKR	20.16 q	.
5		Rutger Smith	NED	20.13 q	.
6		Ivan Yushkov	RUS	20.02 q	.
7		Peter Sack	GER	20.01	.
8		Dorian Scott	JAM	19.94	.
9		Justin Anlezark	AUS	19.91	.
10		Manuel Martínez	ESP	19.81	.
11		Miran Vodovnik	SLO	19.81	.
12		Yves Niaré	FRA	19.73	.
13		Taavi Peetre	EST	19.57	.
14		Sultan Abdulmajeed Al-Hebshi	KSA	19.51	.
15		Petr Stehlík	CZE	19.41	.
16		Nedžad Mulabegovic	CRO	19.35	.
17		Reynaldo Proenza	CUB	19.20	.
18		Ivan Emilianov	MDA	18.64	.
19		Yasser Ibrahim Farag	EGY	18.42	.
20		Marco Fortes	POR	18.05	.
21		Ming Huang Chang	TPE	17.43	.
.		Alexis Paumier	CUB	NM	.
.		Amin Nikfar	IRI	NM	.

Athlete	1st	2nd	3rd
Adam Nelson	20.56		
Andrei Mikhnevich	20.38	20.48	
Pavel Lyzhyn	20.36		
Yuriy Bilonoh	19.93	20.16	19.57
Rutger Smith	20.13		19.97
Ivan Yushkov	20.02	19.83	20.00
Peter Sack	19.76		20.01

Dorian Scott	19.54	19.94	19.71
Justin Anlezark	19.91	19.75	
Manuel Martínez	19.62	19.45	19.81
Miran Vodovnik	18.72		19.81
Yves Niaré			19.73
Taavi Peetre			19.57
Sultan Abdulmajeed Al-Hebshi		18.67	19.51
Petr Stehlik		19.41	
Nedžad Mulabegovic	19.11	19.35	18.88
Reynaldo Proenza	19.15	19.06	19.20
Ivan Emilianov	18.64	18.27	
Yasser Ibrahim Farag	18.37		18.42
Marco Fortes			18.05
Ming Huang Chang	16.13	16.98	17.43
Alexis Paumier			
Amin Nikfar			

The XXIX Olympic Games

Beijing (National Stadium) (JAM) - Friday, Aug 15, 2008

100 Metres - M HEATS

Qual. rule: first 3 of each heat (Q) plus the 10 fastest times (q) qualified

Heat 1

15 August 2008 - 9:45

Position	Lane	Bib	Athlete	Country	Mark	. React
1	3		Usain Bolt	JAM	10.20 Q	0.186
2	9		Daniel Bailey	ANT	10.24 Q	0.198
3	6		Vicente de Lima	BRA	10.26 Q (=SB)	0.168
4	2		Henry Vizcaíno	CUB	10.28 q	0.157
5	4		Fabio Cerutti	ITA	10.49	0.136
6	5		Jurgen Themen	SUR	10.61 (PB)	0.179
7	8		Moses Kamut	VAN	10.81	0.181
8	7		Francis Manioru	SOL	11.09	0.197

Heat 2

15 August 2008 - 9:53

Position	Lane	Bib	Athlete	Country	Mark	. React
1	5		Asafa Powell	JAM	10.16 Q	0.142
2	3		Kim Collins	SKN	10.17 Q	0.162
3	7		Craig Pickering	GBR	10.21 Q	0.174
4	2		Daniel Grueso	COL	10.35 q	0.178

5	9	Dariusz Kuc	POL	10.44 q	.	0.144
6	8	Béranger Bosse	CAF	10.51	(SB)	0.144
7	6	Aisea Tohi	TGA	11.17	.	0.159
8	4	Roman Cress	MSH	11.18	.	0.190

Heat 3
15 August 2008 - 10:01

Position	Lane	Bib	Athlete	Country	Mark	. React
1	8		Richard Thompson	TRI	10.24 Q	. 0.188
2	5		Martial Mbandjock	FRA	10.26 Q	. 0.162
3	4		Simone Collio	ITA	10.32 Q	. 0.140
4	2		Aziz Zakari	GHA	10.34 q	. 0.177
5	6		Andrew Hinds	BAR	10.35 q	. 0.140
6	3		Suryo Agung Wibowo	INA	10.46	. 0.175
7	7		Jared Lewis	VIN	11.00	. 0.123
8	9		Rabangaki Nawai	KIR	11.29	(SB) 0.152

Heat 4
15 August 2008 - 10:09

Position	Lane	Bib	Athlete	Country	Mark	. React
1	3		Michael Frater	JAM	10.15 Q	. 0.156
2	4		Pierre Browne	CAN	10.22 Q	. 0.141
3	6		Darrel Brown	TRI	10.22 Q	. 0.139
4	7		Nobuharu Asahara	JPN	10.25 q	. 0.160
5	9		Holder da Silva	GBS	10.58	. 0.184
6	2		Idrissa Sanou	BUR	10.63	. 0.171
7	8		Ghyd Kermeliss Olonghot	CGO	11.01	. 0.172
8	5		Massoud Azizi	AFG	11.45	. 0.160

Heat 5
15 August 2008 - 10:17

Position	Lane	Bib	Athlete	Country	Mark	. React
1	2		Tyson Gay	USA	10.22 Q	. 0.148
2	5		Olusoji A. Fasuba	NGR	10.29 Q	. 0.156
3	4		José Carlos Moreira	BRA	10.29 Q	. 0.192
4	7		Ángel David Rodríguez	ESP	10.34 q	. 0.145
5	9		Lukáš Milo	CZE	10.52	. 0.145
6	8		Mhadjou Youssouf	COM	10.62	(PB) 0.170
7	3		Danny D'Souza	SEY	11.00	. 0.180
8	6		Shanahan Sanitoa	ASA	12.60	. 0.158

Heat 6
15 August 2008 - 10:25

Position	Lane	Bib	Athlete	Country	Mark	. React
1	5		Tyrone Edgar	GBR	10.13 Q	. 0.138
2	6		Darvis Patton	USA	10.25 Q	. 0.149
3	7		Ronald Pognon	FRA	10.26 Q	. 0.167
4	2		Kai Hu	CHN	10.39 q	. 0.152
5	4		Abdullah Al-Sooli	OMA	10.53	(PB) 0.153
6	8		Desislav Gunev	BUL	10.66	. 0.152
7	3		Ali Shareef	MDV	11.11	(NR) 0.171
8	9		Souksavanh Tonsacktheva	LAO	11.51	. 0.183

Heat 7
15 August 2008 - 10:33

Position	Lane	Bib	Athlete	Country	Mark	. React
1	4		Francis Obikwelu	POR	10.25 Q	. 0.190
2	2		Obinna Metu	NGR	10.34 Q	. 0.176
3	5		Walter Dix	USA	10.35 Q	. 0.167
4	6		Anson Henry	CAN	10.37 q	. 0.138
5	8		Dmytro Hlushchenko	UKR	10.57	. 0.200
6	3		Calvin Kang Li Loong	SIN	10.73	. 0.140
7	9		Jesse Tamangrow	PLW	11.38	(PB) 0.146
8	7		Reginaldo Micha Ndong	GEQ	11.61	. 0.242

Heat 8
15 August 2008 - 10:41

Position	Lane	Bib	Athlete	Country	Mark	. React
1	3		Derrick Atkins	BAH	10.28 Q	. 0.162
2	4		Andrey Epishin	RUS	10.34 Q	. 0.172
3	9		Jaysuma Saidy Ndure	NOR	10.37 Q	. 0.164
4	6		Uchenna Emedolu	NGR	10.46 q	. 0.192
5	2		Suwaibou Sanneh	GAM	10.52	. 0.157
6	5		Sandro Viana	BRA	10.60	. 0.160
7	7		Chun Ho Lai	HKG	10.63	. 0.199
8	8		Mohamed Abu Abdullah	BAN	11.07	. 0.174

Heat 9
15 August 2008 - 10:49

Position	Lane	Bib	Athlete	Country	Mark	. React
1	6		Samuel Francis	QAT	10.40 Q	. 0.153
2	5		Marc Burns	TRI	10.46 Q	. 0.160
3	9		Matic Osovnikar	SLO	10.46 Q	. 0.187
4	7		Rolando Palacios	HON	10.49	. 0.189

5	2	Ruslan Abbasov	AZE	10.58	.	0.154
6	4	Sébastien Gattuso	MON	10.70	.	0.164
7	8	Jack Howard	FSM	11.03	.	0.204
8	3	Gordon Teokotai Heather	COK	11.41	(PB)	0.214

Heat 10
15 August 2008 - 10:57

Position	Lane	Bib	Athlete	Country	Mark	. React
1	4		Churandy Martina	AHO	10.35 Q	. 0.164
2	5		Naoki Tsukahara	JPN	10.39 Q	. 0.169
3	6		Simeon Williamson	GBR	10.42 Q	. 0.183
4	9		Tobias Unger	GER	10.46 q	. 0.161
5	8		Franklin Nazareno	ECU	10.60	. 0.178
6	7		Wilfried Bingangoye	GAB	10.87	. 0.171
7	2		Moumi Sebergue	CHA	11.14	. 0.210
8	3		Okilani Tinilau	TUV	11.48	(NR) 0.174

The XXIX Olympic Games
Beijing (National Stadium) (NED) - Friday, Aug 15, 2008
High Jump - W HEPTATHLON

Group A - revised
15 August 2008 - 10:30

Position	Bib	Athlete	Country	Mark	. React	Points
1		Jolanda Keizer	NED	1.83	(PB)	1016
2		Tatyana Chernova	RUS	1.83	(SB)	1016
3		Nataliya Dobrynska	UKR	1.80	(SB)	978
4		Jessica Zelinka	CAN	1.77	(PB)	941
5		Olga Kurban	RUS	1.77	(=SB)	941
6		Aiga Grabuste	LAT	1.77	.	941
7		Kamila Chudzik	POL	1.77	(SB)	941
8		Haili Liu	CHN	1.77	(PB)	941
9		Karolina Tyminska	POL	1.77	(PB)	941
10		G. Pramila Aiyappa	IND	1.74	(=PB)	903
11		Viktorija Zemaityté	LTU	1.74	.	903
12		Ida Marcussen	NOR	1.71	(PB)	867
13		Ida Antoinette Nana Djimou	FRA	1.71	(PB)	867
14		Rebecca Wardell	NZL	1.71	(PB)	867
15		Gretchen Quintana	CUB	1.68	.	830
16		Javur J. Shobha	IND	1.65	(=SB)	795

17	Laurien Hoos	NED	1.65	.	795
18	Niina Kelo	FIN	1.65	(PB)	795
19	Kaie Kand	EST	1.65	.	795
20	Linda Züblin	SUI	1.62	.	759
.	Irina Naumenko	KAZ	DNS	.	0

Athlete 1.50 1.50 1.53 1.56 1.56 1.59 1.59 1.62 1.62 1.65 1.65 1.68 1.68 1.71 1.71 1.74 1.74 1.77 1.77 1.80 1.80

Jolanda Keizer	o	o	o	o	o	o	xxx		
Tatyana Chernova	o	o	xo	o	xxo	xxo	xxx		
Nataliya Dobrynska	o	o	o	xo	xxx				
Jessica Zelinka	o	o	o	o	xxx				
Olga Kurban	o	o	o	xo	xxx				
Aiga Grabuste	xo	o	o	o	o	xo	xxx		
Kamila Chudzik	o	o	o	o	xxo	xo	xxx		
Haili Liu	o	o	o	o	o	o	o	xxo	xxx
Karolina Tyminska	o	o	o	o	xo	xxo	xxx		
G. Pramila Aiyappa	o	o	o	o	o	xo	xxx		
Viktorija Zemaityté	o	o	o	o	o	xo	o	xxo	x
Ida Marcussen	o	o	xo	xxx					
Ida Antoinette Nana Djimou	o	o	xo	xo	xxx				
Rebecca Wardell	o	o	o	o	o	o	xxo	xxx	
Gretchen Quintana	o	o	o	xxo	xxx				
Javur J. Shobha	o	o	o	o	xo	xo	xxx		
Laurien Hoos	o	xo	xxo	xo	xxx				
Niina Kelo	o	o	o	xo	xxo	xxx			
Kaie Kand	xxo	o	xxo	xxx					
Linda	o	o	o	xo	xxx				

Züblin

Irina
Naumenko

Group B - revised
15 August 2008 - 10:30

Position	Bib	Athlete	Country	Mark		Points
1		Hyleas Fountain	USA	1.89	(PB)	1093
2		Kylie Wheeler	AUS	1.89	(PB)	1093
3		Anna Bogdanova	RUS	1.86	.	1054
4		Marie Collonvillé	FRA	1.86	.	1054
5		Lucimara da Silva	BRA	1.83	(PB)	1016
6		Kelly Sotherton	GBR	1.83	(SB)	1016
7		Hanna Melnychenko	UKR	1.80	(=SB)	978
8		Lilli Schwarzkopf	GER	1.80	.	978
9		Jennifer Oeser	GER	1.80	.	978
10		Austra Skujyte	LTU	1.77	.	941
11		Jacquelyn Johnson	USA	1.77	.	941
12		Sonja Kesselschläger	GER	1.77	.	941
13		Julie Hollman	GBR	1.77	.	941
14		Györgyi Farkas	HUN	1.74	.	903
15		Yana Maksimava	BLR	1.74	.	903
16		Yuliya Tarasova	UZB	1.71	.	867
17		Sushmitha Singha Roy	IND	1.71	.	867
18		Aryiró Stratáki	GRE	1.68	.	830
19		Wassana Winatho	THA	1.68	.	830
20		Denisa Ščerbová	CZE	1.65	.	795
.		Lyudmila Blonska	UKR	DQ	.	0
.		Diana Pickler	USA	DNS	.	0

Athlete **1.50 1.50 1.53 1.56 1.56 1.59 1.59 1.62 1.62 1.65 1.65 1.68 1.68 1.71 1.71 1.74 1.74 1.77 1.77 1.80 1.80**

Hyleas Fountain o o xo o o o o o xxx

Kylie Wheeler o o xxo o xxo o xo xxx

Anna Bogdanova o o o xo xo xo xxx

Marie Collonvillé o o o xo o xxo xxx

Lucimara da Silva o o o o o o o o o o xxx

Kelly Sotherton	o	o	o	xxo	xxx		
Hanna Melnychenko	o	xo	o	o	o	xxx	
Lilli Schwarzkopf	o	o	o	xxo	xxx		
Jennifer Oeser	o	o	xxo	xxo	xxx		
Austra Skujyte	o	o	o	xxx			
Jacquelyn Johnson	o	o	xo	o	xxx		
Sonja Kesselschläger	o	o	xo	xo	xxx		
Julie Hollman	o	o	o	o	o	xxo	xxx
Györgyi Farkas	o	xo	o	o	xxx		
Yana Maksimava	o	o	xxo	xxx			
Yuliya Tarasova	o	o	o	xxx			
Sushmitha Singha Roy	o	o	xxo	o	o	o	xxx
Aryiró Stratáki	o	xxo	o	xxx			
Wassana Winatho	o	o	xo	xxx			
Denisa Šcerbová	o	o	o	xxx			
Lyudmila Blonska							
Diana Pickler							

The XXIX Olympic Games

Beijing (National Stadium) (HUN) - Friday, Aug 15, 2008

Hammer Throw - M QUALIFICATION

Qual. rule: qualification standard 78.00m or at least best 12 qualified

Group A

15 August 2008 - 10:40

Position	Bib	Athlete	Country	Mark	
1		Krisztián Pars	HUN	80.07 Q	.
2		Koji Murofushi	JPN	78.16 Q	.
3		Markus Esser	GER	77.60 q	.
4		András Haklits	CRO	77.12 q	.
5		Dilshod Nazarov	TJK	75.34 q	.
6		Yevhen Vynohradov	UKR	74.49	.
7		Valeriy Sviatokha	BLR	74.41	.

8	Aléxandros Papadimitríou	GRE	74.33	.
9	Igors Sokolovs	LAT	73.72	.
10	Kirill Ikonnikov	RUS	72.33	.
11	Miloslav Konopka	SVK	71.96	.
12	Ihor Tuhay	UKR	71.89	.
13	Bergur Ingi Pétursson	ISL	71.63	.
14	Lukas Melich	CZE	70.56	.
.	Marco Lingua	ITA	NM	.
.	Mohsen El Anany	EGY	NM	.

Athlete	1st	2nd	3rd
Krisztián Pars		80.07	
Koji Murofushi	78.16		
Markus Esser		77.00	77.60
András Haklits	74.27	77.12	76.23
Dilshod Nazarov	74.67	75.34	72.47
Yevhen Vynohradov	73.41	74.49	
Valeriy Sviatokha	74.41		
Aléxandros Papadimitríou		74.33	73.83
Igors Sokolovs	73.72	71.50	
Kirill Ikonnikov		72.04	72.33
Miloslav Konopka	71.76	71.96	
Ihor Tuhay	71.89		70.56
Bergur Ingi Pétursson	69.73		71.63
Lukas Melich	69.31	70.56	69.03
Marco Lingua			
Mohsen El Anany			

Group B
15 August 2008 - 12:10

Position	Bib	Athlete	Country	Mark	
1		Szymon Ziółkowski	POL	79.55 Q	(SB)
2		Primož Kozmus	SLO	79.44 Q	.
3		Ivan Tsikhan	BLR	79.26 Q	.
4		Olli-Pekka Karjalainen	FIN	77.07 q	.
5		Vadim Devyatovskiy	BLR	76.95 q	.
6		Libor Charfreitag	SVK	76.61 q	.
7		James Steacy	CAN	76.32 q	.

8	Nicola Vizzoni	ITA	75.01	.
9	Artem Rubanko	UKR	74.47	.
10	Esref Apak	TUR	74.45	.
11	Ali Mohamed Al-Zinkawi	KUW	73.62	.
12	Igor Vinichenko	RUS	72.05	.
13	Roman Rozna	MDA	71.33	.
14	A.G. Kruger	USA	71.21	.
15	Dorian Collaku	ALB	70.98	.
16	Juan Ignacio Cerra	ARG	70.16	.
.	Amanmurad Hommadov	TKM	NM	.

Athlete	1st	2nd	3rd
Szymon Ziółkowski	79.55		
Primož Kozmus	79.44		
Ivan Tsikhan	79.26		
Olli-Pekka Karjalainen	75.49		77.07
Vadim Devyatovskiy	73.39	76.56	76.95
Libor Charfreitag	76.03		76.61
James Steacy	76.32		75.01
Nicola Vizzoni	72.82		75.01
Artem Rubanko	74.47	73.89	
Esref Apak		74.45	
Ali Mohamed Al-Zinkawi		73.62	
Igor Vinichenko		72.05	
Roman Rozna	71.33	69.99	70.23
A.G. Kruger	70.58	71.21	
Dorian Collaku	69.14	69.84	70.98
Juan Ignacio Cerra		70.16	
Amanmurad Hommadov			

The XXI X Olympic Games
Beijing (National Stadium) (RUS) - Friday, Aug 15, 2008
800 Metres - W HEATS
Qual. rule: first 3 of each heat (Q) plus the 6 fastest times (q) qualified

Heat 1
15 August 2008 - 11:10

Position	Lane	Bib	Athlete	Country	Mark
1	3		Svetlana Klyuka	RUS	2:01.67 Q
2	4		Rosibel García	COL	2:01.98 Q

3	8	Anna Rostkowska	POL	2:02.11	Q	.
4	5	Jemma Simpson	GBR	2:02.16		.
5	7	Agnes Samaria	NAM	2:02.18		.
6	6	Madeleine Pape	AUS	2:03.09		.
7	2	Bara'ah Awadallah	JOR	2:18.41		(SB)

Heat 2
15 August 2008 - 11:18

Position	Lane	Bib	Athlete	Country	Mark	
1	3		Yuliya Krevsun	UKR	2:00.21	Q .
2	2		Tatyana Andrianova	RUS	2:00.31	Q .
3	6		Jennifer Meadows	GBR	2:00.33	Q .
4	7		Sviatlana Usovich	BLR	2:00.42	q (SB)
5	5		Marian Burnett	GUY	2:02.02	.
6	8		Alice Schmidt	USA	2:02.33	.
7	4		Haley Nemra	MSH	2:18.83	.

Heat 3
15 August 2008 - 11:26

Position	Lane	Bib	Athlete	Country	Mark	
1	8		Pamela Jelimo	KEN	2:03.18	Q .
2	7		Kenia Sinclair	JAM	2:03.76	Q .
3	6		Élodie Guégan	FRA	2:03.85	Q .
4	5		Merve Aydin	TUR	2:04.75	.
5	3		Anabelle Lascar	MRI	2:06.11	(PB)
6	2		Vanja Perišić	CRO	2:06.82	.
7	4		Marcela Britos	URU	2:08.98	.

Heat 4
15 August 2008 - 11:34

Position	Lane	Bib	Athlete	Country	Mark	
1	4		Maria de Lurdes Mutola	MOZ	1:58.91	Q (SB)
2	8		Marilyn Okoro	GBR	1:59.01	Q .
3	3		Lucia Klocová	SVK	1:59.42	Q .
4	7		Tamsyn Lewis	AUS	1:59.67	q .
5	5		Neisha Bernard-Thomas	GRN	2:00.09	q (NR)
6	2		Emilia Mikue Ondo	GEO	2:20.69	.
.	6		Nicole Teter	USA	DNF	.

Heat 5
15 August 2008 - 11:42

Position	Lane	Bib	Athlete	Country	Mark	
1	8		Zulia Calatayud	CUB	2:00.34	Q .

2	3	Hasna Benhassi	MAR	2:00.51 Q	.
3	5	Ekaterina Kostetskaya	RUS	2:00.54 Q	.
4	4	Olga Cristea	MDA	2:00.59 q	(PB)
5	2	Hazel Clark	USA	2:01.59	.
6	7	Mihaela Neacsu	ROU	2:03.03	.
7	6	Aishath Reesha	MDV	2:30.14	(PB)

Heat 6
15 August 2008 - 11:50

Position	Lane	Bib	Athlete	Country	Mark	.
1	8		Janeth Jepkosgei	KEN	1:59.72 Q	.
2	2		Tetiana Petlyuk	UKR	2:00.00 Q	.
3	5		Brigita Langerholc	SLO	2:00.13 Q	.
4	3		Egle Balciūnaitė	LTU	2:00.15 q	(PB)
5	6		Elisa Cusma Piccione	ITA	2:00.24 q	.
6	4		Carmo Tavares	POR	2:01.91	.
.	7		Mireille Derebona	CAF	DQ	.

The XXIX Olympic Games
Beijing (National Stadium) (HUN) - Friday, Aug 15, 2008
Hammer Throw - M QUALIFICATION

Qual. rule: qualification standard 78.00m or at least best 12 qualified

Group A
15 August 2008 - 10:40

Position	Bib	Athlete	Country	Mark	.
1		Krisztián Pars	HUN	80.07 Q	.
2		Koji Murofushi	JPN	78.16 Q	.
3		Markus Esser	GER	77.60 q	.
4		András Haklits	CRO	77.12 q	.
5		Dilshod Nazarov	TJK	75.34 q	.
6		Yevhen Vynohradov	UKR	74.49	.
7		Valeriy Sviatokha	BLR	74.41	.
8		Aléxandros Papadimitríou	GRE	74.33	.
9		Igors Sokolovs	LAT	73.72	.
10		Kirill Ikonnikov	RUS	72.33	.
11		Miloslav Konopka	SVK	71.96	.
12		Ihor Tuhay	UKR	71.89	.
13		Bergur Ingi Pétursson	ISL	71.63	.
14		Lukas Melich	CZE	70.56	.

Marco Lingua	ITA	NM
Mohsen El Anany	EGY	NM

Athlete	1st	2nd	3rd
Krisztián Pars		80.07	
Koji Murofushi	78.16		
Markus Esser		77.00	77.60
András Haklits	74.27	77.12	76.23
Dilshod Nazarov	74.67	75.34	72.47
Yevhen Vynohradov	73.41	74.49	
Valeriy Sviatokha	74.41		
Aléxandros Papadimitríou		74.33	73.83
Igors Sokolovs	73.72	71.50	
Kirill Ikonnikov		72.04	72.33
Miloslav Konopka	71.76	71.96	
Ihor Tuhay	71.89		70.56
Bergur Ingi Pétursson	69.73		71.63
Lukas Melich	69.31	70.56	69.03
Marco Lingua			
Mohsen El Anany			

Group B
15 August 2008 - 12:10

Position	Bib	Athlete	Country	Mark	
1		Szymon Ziółkowski	POL	79.55 Q	(SB)
2		Primož Kozmus	SLO	79.44 Q	.
3		Ivan Tsikhan	BLR	79.26 Q	.
4		Olli-Pekka Karjalainen	FIN	77.07 q	.
5		Vadim Devyatovskiy	BLR	76.95 q	.
6		Libor Charfreitag	SVK	76.61 q	.
7		James Steacy	CAN	76.32 q	.
8		Nicola Vizzoni	ITA	75.01	.
9		Artem Rubanko	UKR	74.47	.
10		Esref Apak	TUR	74.45	.
11		Ali Mohamed Al-Zinkawi	KUW	73.62	.
12		Igor Vinichenko	RUS	72.05	.
13		Roman Rozna	MDA	71.33	.
14		A.G. Kruger	USA	71.21	.

15	Dorian Collaku	ALB	70.98	.	
16	Juan Ignacio Cerra	ARG	70.16	.	
.	Amanmurad Hommadov	TKM	NM	.	
Athlete			1st	2nd	3rd
Szymon Ziółkowski			79.55		
Primož Kozmus			79.44		
Ivan Tsikhan			79.26		
Olli-Pekka Karjalainen			75.49		77.07
Vadim Devyatovskiy			73.39	76.56	76.95
Libor Charfreitag			76.03		76.61
James Steacy			76.32		75.01
Nicola Vizzoni			72.82		75.01
Artem Rubanko			74.47	73.89	
Esref Apak				74.45	
Ali Mohamed Al-Zinkawi				73.62	
Igor Vinichenko				72.05	
Roman Rozna			71.33	69.99	70.23
A.G. Kruger			70.58	71.21	
Dorian Collaku			69.14	69.84	70.98
Juan Ignacio Cerra				70.16	
Amanmurad Hommadov					

The XXI X Olympic Games
Beijing (National Stadium) (UKR) - Friday, Aug 15, 2008
Shot Put - W HEPTATHLON

Group A - revised
15 August 2008 - 19:00

Position	Bib	Athlete	Country	Mark	. Points
1		Nataliya Dobrynska	UKR	17.29 (PB)	1015
2		Austra Skujyte	LTU	17.02 (SB)	997
3		Jolanda Keizer	NED	15.15 (PB)	871
4		Laurien Hoos	NED	14.98 (SB)	860
5		Niina Kelo	FIN	14.82 .	849
6		Lilli Schwarzkopf	GER	14.61 (PB)	835
7		Kamila Chudzik	POL	14.34 (SB)	817
8		Sonja Kesselschläger	GER	14.33 (=SB)	816
9		Rebecca Wardell	NZL	14.28 .	813

10	Anna Bogdanova	RUS	14.08	.	799
11	Karolina Tyminska	POL	14.08	.	799
12	Kelly Sotherton	GBR	13.87	.	785
13	Olga Kurban	RUS	13.84	(PB)	783
14	Jessica Zelinka	CAN	13.79	.	780
15	Jennifer Oeser	GER	13.62	.	769
16	Yana Maksimava	BLR	13.60	.	767
17	Hyleas Fountain	USA	13.36	.	751
18	Aryiró Stratáki	GRE	13.22	.	742
19	Hanna Melnychenko	UKR	13.18	.	739
20	Ida Antoinette Nana Djimou	FRA	13.12	.	735
21	Ida Marcussen	NOR	12.97	.	725
.	Lyudmila Blonska	UKR	DQ	.	0

Athlete	1st	2nd	3rd
Nataliya Dobrynska	16.23	17.29	16.28
Austra Skujyte	16.79	16.30	17.02
Jolanda Keizer		15.15	
Laurien Hoos	14.98	14.83	
Niina Kelo	14.80	14.82	14.64
Lilli Schwarzkopf	14.00	14.61	13.83
Kamila Chudzik	13.43	14.32	14.34
Sonja Kesselschläger	13.06	13.11	14.33
Rebecca Wardell	14.28	14.09	
Anna Bogdanova	14.04	14.08	14.08
Karolina Tyminska	14.08		13.72
Kelly Sotherton	13.87	13.66	13.57
Olga Kurban	13.55	13.26	13.84
Jessica Zelinka	13.34	13.25	13.79
Jennifer Oeser	13.49	13.62	
Yana Maksimava	13.60		13.25
Hyleas Fountain	13.36	12.25	12.11
Aryiró Stratáki	13.08	13.22	
Hanna Melnychenko	12.57	13.18	
Ida Antoinette Nana Djimou	12.42	12.47	13.12
Ida Marcussen	12.97	12.82	

Lyudmila Blonska

**Group B - revised
15 August 2008 - 19:00**

Position	Bib	Athlete	Country	Mark	. Points
1		Viktorija Zemaityté	LTU	14.01	(PB) 795
2		Gretchen Quintana	CUB	13.10	. 734
3		Javur J. Shobha	IND	13.07	. 732
4		Kylie Wheeler	AUS	13.06	(SB) 731
5		Kaie Kand	EST	12.91	. 721
6		Tatyana Chernova	RUS	12.88	. 719
7		Haili Liu	CHN	12.71	. 708
8		Aiga Grabuste	LAT	12.70	. 707
9		Yuliya Tarasova	UZB	12.60	. 701
10		Julie Hollman	GBR	12.45	. 691
11		Marie Collonvillé	FRA	12.42	(PB) 689
12		Linda Züblin	SUI	12.34	. 684
13		Györgyi Farkas	HUN	12.06	. 665
14		Jacquelyn Johnson	USA	11.82	. 649
15		G. Pramila Aiyappa	IND	11.66	. 639
16		Lucimara da Silva	BRA	11.59	. 634
17		Sushmitha Singha Roy	IND	11.27	. 613
.		Wassana Winatho	THA	DNS	. 0
.		Denisa Šcerbová	CZE	DNS	. 0
.		Irina Naumenko	KAZ	DNS	. 0
.		Diana Pickler	USA	DNS	. 0

Athlete	1st	2nd	3rd
Viktorija Zemaityté	13.37	14.01	13.54
Gretchen Quintana	13.10	13.07	12.95
Javur J. Shobha	12.33	13.07	12.86
Kylie Wheeler	13.06	13.04	12.76
Kaie Kand	12.08		12.91
Tatyana Chernova	11.74	12.88	
Haili Liu	12.51	12.71	12.54
Aiga Grabuste	12.61	12.70	
Yuliya Tarasova	12.12	10.49	12.60
Julie Hollman	11.78	12.45	11.81

Marie Collonvillé	11.27	12.42	12.03
Linda Züblin	12.34	11.69	11.89
Györgyi Farkas	11.95	12.06	11.52
Jacquelyn Johnson	11.31	10.91	11.82
G. Pramila Aiyappa	11.65	11.66	11.09
Lucimara da Silva	11.59		11.28
Sushmitha Singha Roy	11.13	11.27	10.74
Wassana Winatho			
Denisa Šcerbová			
Irina Naumenko			
Diana Pickler			

The XXI X Olympic Games
Beijing (National Stadium) (FRA) - Friday, Aug 15, 2008
1500 Metres - M HEATS

Qual. rule: first 5 of each heat (Q) plus the 4 fastest times (q) qualified

Heat 1
15 August 2008 - 19:10

Position	Bib	Athlete	Country	Mark	
1		Mehdi Baala	FRA	3:35.87 Q	.
2		Nicholas Willis	NZL	3:36.01 Q	.
3		Daham Najim Bashir	OAT	3:36.05 Q	.
4		Tarek Boukensa	ALG	3:36.11 Q	.
5		Deresse Mekonnen	ETH	3:36.22 Q	.
6		Leonel Manzano	USA	3:36.67 q	(SB)
7		Javier Carriqueo	ARG	3:39.36	(SB)
8		Reyes Estévez	ESP	3:39.62	.
9		Taylor Milne	CAN	3:41.56	.
10		Youssef Baba	MAR	3:42.13	.
11		Vyacheslav Shabunin	RUS	3:42.53	.
.		Juan Luis Barrios	MEX	DNS	.

Heat 2
15 August 2008 - 19:19

Position	Bib	Athlete	Country	Mark	
1		Asbel Kipruto Kiprop	KEN	3:41.28 Q	.
2		Nathan Brannen	CAN	3:41.45 Q	.
3		Juan Carlos Higuero	ESP	3:41.70 Q	.
4		Bernard Lagat	USA	3:41.98 Q	.
5		Antar Zerguelaine	ALG	3:42.30 Q	.

6	Goran Nava	SRB	3:42.92	(NR)
7	Thomas Lancashire	GBR	3:43.40	.
8	Alistair Ian Cragg	IRL	3:44.90	.
9	Hais Welday	ERI	3:45.06	.
10	Mohammed Shaween	KSA	3:45.82	.
11	Mitchell Kealey	AUS	3:46.31	.
12	Isaiah Msibi	SWZ	3:51.35	(PB)
.	Ivan Heshko	UKR	DNS	.

Heat 3
15 August 2008 - 19:28

Position	Bib	Athlete	Country	Mark	
1		Juan van Deventer	RSA	3:36.32 Q	.
2		Arturo Casado	ESP	3:36.42 Q	.
3		Andrew Baddeley	GBR	3:36.47 Q	.
4		Abdalaati Iguider	MAR	3:36.48 Q	.
5		Lopez Lomong	USA	3:36.70 Q	.
6		Belal Mansoor Ali	BRN	3:36.84 q	.
7		Hudson de Souza	BRA	3:37.06	.
8		Demma Daba	ETH	3:37.78	.
9		Tiidrek Nurme	EST	3:38.59	(NR)
10		David Freeman	PUR	3:39.70	(SB)
11		Nicholas Kemboi	KEN	3:41.56	.
12		Byron Piedra	ECU	3:45.57	.
13		Abdalla Abdelgadir	SUD	3:47.65	.

Heat 4
15 August 2008 - 19:37

Position	Bib	Athlete	Country	Mark	
1		Rashid Ramzi	BRN	3:32.89 Q	(SB)
2		Mohamed Moustououi	MAR	3:34.80 Q	.
3		Augustine Kiprono Choge	KEN	3:35.47 Q	.
4		Christian Obrist	ITA	3:35.91 Q	(SB)
5		Kevin Sullivan	CAN	3:36.05 Q	.
6		Carsten Schlangen	GER	3:36.34 q	.
7		Mulugeta Wendimu	ETH	3:36.67 q	.
8		Thamer Kamal Ali	QAT	3:41.08	.
9		Mahamoud Farah	DJI	3:43.62	.
10		Chauncy Master	MAW	3:44.96	.

11	Kamal Boulahfane	ALG	3:45.59	.
12	Jeffrey Riseley	AUS	3:53.95	.

The XXIX Olympic Games
Beijing (National Stadium) (AHO) - Friday, Aug 15, 2008

100 Metres - M QUARTER-FINAL

Qual. rule: first 3 of each heat (Q) plus the 1 fastest time (q) qualified

Heat 1

15 August 2008 - 19:45

Position	Lane	Bib	Athlete	Country	Mark		. React
1	4		Churandy Martina	AHO	9.99 Q	(NR)	0.142
2	7		Michael Frater	JAM	10.09 Q	.	0.154
3	6		Naoki Tsukahara	JPN	10.23 Q	(SB)	0.156
4	9		Simeon Williamson	GBR	10.32	.	0.127
5	3		Henry Vizcaino	CUB	10.33	.	0.167
6	5		Pierre Browne	CAN	10.36	.	0.144
7	2		Dariusz Kuc	POL	10.46	.	0.176
8	8		Darrel Brown	TRI	10.93	.	0.119

Heat 2

15 August 2008 - 19:52

Position	Lane	Bib	Athlete	Country	Mark		. React
1	6		Richard Thompson	TRI	9.99 Q	.	0.170
2	4		Tyson Gay	USA	10.09 Q	.	0.146
3	7		Martial Mbandjock	FRA	10.16 Q	.	0.160
4	5		Olusoji A. Fasuba	NGR	10.21	.	0.147
5	2		Andrew Hinds	BAR	10.25	.	0.148
6	8		José Carlos Moreira	BRA	10.32	.	0.193
7	9		Simone Collio	ITA	10.33	.	0.138
8	3		Daniel Grueso	COL	10.37	.	0.193

Heat 3

15 August 2008 - 19:59

Position	Lane	Bib	Athlete	Country	Mark		. React
1	6		Marc Burns	TRI	10.05 Q	.	0.174
2	4		Kim Collins	SKN	10.07 Q	(=SB)	0.150
3	5		Tyrone Edgar	GBR	10.10 Q	.	0.130
4	7		Samuel Francis	QAT	10.11 q	.	0.164
5	9		Ronald Pognon	FRA	10.21	.	0.167
6	8		Matic Osovnikar	SLO	10.24	.	0.171
7	2		Tobias Unger	GER	10.36	.	0.136

8	3	Nobuharu Asahara	JPN	10.37	.	0.145
---	---	------------------	-----	-------	---	-------

Heat 4
15 August 2008 - 20:06

Position	Lane	Bib	Athlete	Country	Mark	. React
1	7		Usain Bolt	JAM	9.92 Q	0.165
2	5		Darvis Patton	USA	10.04 Q	0.159
3	4		Francis Obikwelu	POR	10.09 Q	0.168
4	8		Jaysuma Saidy Ndure	NOR	10.14	0.133
5	9		Craig Pickering	GBR	10.18	0.144
6	6		Obinna Metu	NGR	10.27	0.174
7	3		Anson Henry	CAN	10.33	0.142
8	2		Ángel David Rodríguez	ESP	10.35	0.154

Heat 5
15 August 2008 - 20:13

Position	Lane	Bib	Athlete	Country	Mark	. React
1	7		Asafa Powell	JAM	10.02 Q	0.149
2	9		Walter Dix	USA	10.08 Q	0.163
3	5		Derrick Atkins	BAH	10.14 Q	0.179
4	4		Daniel Bailey	ANT	10.23	0.149
5	3		Aziz Zakari	GHA	10.24	0.167
6	6		Andrey Epishin	RUS	10.25	0.158
7	8		Vicente de Lima	BRA	10.31	0.157
8	2		Kai Hu	CHN	10.40	0.165

The XXIX Olympic Games
Beijing (National Stadium) (USA) - Friday, Aug 15, 2008
Discus Throw - W QUALIFICATION

Qual. rule: qualification standard 61.50m or at least best 12 qualified

Group A
15 August 2008 - 19:55

Position	Bib	Athlete	Country	Mark	.
1		Stephanie Brown-Trafton	USA	62.77 Q	.
2		Iryna Yatchenko	BLR	62.26 Q	.
3		Yarelis Barrios	CUB	62.23 Q	.
4		Mélina Robert-Michon	FRA	62.21 Q	(SB)
5		Dani Samuels	AUS	61.72 Q	.
6		Olena Antonova	UKR	61.25 q	.
7		Ellina Zvereva	BLR	60.28 q	.
8		Natalya Fokina-Semenova	UKR	60.18	.
9		Wioletta Potepa	POL	59.44	.

10	Joanna Wisniewska	POL	59.40	.
11	Elisângela Adriano	BRA	58.84	.
12	Kateryna Karsak	UKR	58.61	.
13	Vera Begic	CRO	58.50	.
14	Xuejun Ma	CHN	58.45	.
15	Suzanne Powell Ross	USA	58.02	.
16	Philippa Roles	GBR	57.44	.
17	Harwant Kaur	IND	56.42	.
18	Oxana Esipchuk	RUS	55.07	.
19	Tereapii Tapoki	COK	48.35	.

Athlete	1st	2nd	3rd
Stephanie Brown-Trafton	57.78		62.77
Iryna Yatchenko	62.26		
Yarelis Barrios	62.23		
Mélina Robert-Michon		55.18	62.21
Dani Samuels			61.72
Olena Antonova	61.25	60.61	59.92
Ellina Zvereva		60.28	59.60
Natalya Fokina-Semenova		60.18	
Wioletta Potepa	59.44	59.20	59.10
Joanna Wisniewska	59.40	58.08	
Elisângela Adriano			58.84
Kateryna Karsak		53.14	58.61
Vera Begic	55.87	58.50	
Xuejun Ma	58.45		56.84
Suzanne Powell Ross	58.02		
Philippa Roles		56.88	57.44
Harwant Kaur	56.38	56.38	56.42
Oxana Esipchuk	54.91	54.34	55.07
Tereapii Tapoki	46.77	44.11	48.35

Group B
15 August 2008 - 21:20

Position	Bib	Athlete	Country	Mark
1		Nicoleta Grasu	ROU	62.51 Q
2		Aretha Thurmond	USA	61.90 Q
3		Aimin Song	CHN	61.67 Q

4	Vera Pospíšilová-Cechlová	CZE	61.61 Q	.
5	Yanfeng Li	CHN	61.29 q	.
6	Dragana Tomašević	SRB	60.19	.
7	Yania Ferrales	CUB	59.87	.
8	Svetlana Ivanova	RUS	59.48	.
9	Elizna Naude	RSA	58.75	.
10	Krishna Poonia	IND	58.23	.
11	Natalya Sadova	RUS	58.11	.
12	Beatrice Faumuina	NZL	57.15	.
13	Hanna Mazgunova	BLR	56.77	.
14	Anna Söderberg	SWE	55.28	.
15	Zinaida Sendriute	LTU	54.81	.
16	Venera Getova	BUL	54.00	.
17	Dorothea Kalpakidou	GRE	53.00	.
18	Rocio Comba	ARG	51.36	.
.	Zaneta Glanc	POL	NM	.

Athlete	1st	2nd	3rd
Nicoleta Grasu	57.75	62.51	
Aretha Thurmond	58.70	61.90	
Aimin Song	59.89	61.31	61.67
Vera Pospíšilová-Cechlová	61.61		
Yanfeng Li	60.99	61.29	
Dragana Tomašević	55.59		60.19
Yania Ferrales	59.87	58.73	59.85
Svetlana Ivanova			59.48
Elizna Naude	58.75	57.09	58.35
Krishna Poonia	57.31	58.23	58.15
Natalya Sadova		58.11	57.76
Beatrice Faumuina	57.15		54.49
Hanna Mazgunova			56.77
Anna Söderberg		55.28	53.48
Zinaida Sendriute	54.81	53.41	52.42
Venera Getova	52.51	54.00	52.40
Dorothea Kalpakidou		53.00	51.61
Rocio Comba			51.36

The XXI X Olympic Games
Beijing (National Stadium) (RUS) - Friday, Aug 15, 2008
3000 Metres Steeplechase - W HEATS
 Qual. rule: first 4 of each heat (Q) plus the 3 fastest times (q) qualified

Heat 1
15 August 2008 - 20:25

Position	Bib	Athlete	Country	Mark	
1		Gulnara Samitova-Galkina	RUS	9:15.17 Q	.
2		Ruth Bisibori Nyangau	KEN	9:19.75 Q	.
3		Wioletta Frankiewicz	POL	9:21.88 Q	(SB)
4		Cristina Casandra	ROU	9:22.38 Q	(NR)
5		Habiba Ghribi	TUN	9:25.50 q	(NR)
6		Helen Clitheroe	GBR	9:29.14	(NR)
7		Yanmei Zhu	CHN	9:29.63	(PB)
8		Lindsey Anderson	USA	9:36.81	.
9		Mekdes Bekele	ETH	9:41.43	.
10		Fionnuala Britton	IRL	9:43.57	(SB)
11		Valentyna Horpynych	UKR	9:43.95	.
12		Rosa Morató	ESP	9:45.33	.
13		Victoria Mitchell	AUS	9:47.88	.
14		Türkan Erismis	TUR	9:48.54	.
15		Clarisse Cruz	POR	9:49.45	.
16		Minori Hayakari	JPN	9:49.70	.
17		Widad Mendil	ALG	9:52.35	.

Heat 2
15 August 2008 - 20:37

Position	Bib	Athlete	Country	Mark	
1		Tatyana Petrova	RUS	9:28.85 Q	.
2		Roisin McGettigan	IRL	9:28.92 Q	(SB)
3		Jennifer Barringer	USA	9:29.20 Q	.
4		Zulema Fuentes-Pila	ESP	9:29.40 Q	(PB)
5		Jessica Augusto	POR	9:30.23	.
6		Ancuta Bobocel	ROU	9:35.31	.
7		Sophie Duarte	FRA	9:38.08	.
8		Sofia Assefa	ETH	9:47.02	.
9		Muna Durka	SUD	9:53.09	.
10		Veerle Dejaeghere	BEL	9:54.65	.

11	Hanane Ouhammadou	MAR	9:56.41	.
12	Veronica Nyaruai Wanjiru	KEN	10:01.69	.
13	Oxana Juravel	MDA	10:04.38	.
14	Asli Cakir	TUR	10:05.76	.
15	Irini Kokkinariou	GRE	10:22.39	.
16	Yanni Zhao	CHN	10:36.77	.
.	Mardrea Hyman	JAM	DNF	.

**Heat 3
15 August 2008 - 20:49**

Position	Bib	Athlete	Country	Mark	
1		Eunice Jepkorir	KEN	9:21.31 Q	.
2		Marta Domínguez	ESP	9:22.11 Q	.
3		Yekaterina Volkova	RUS	9:23.06 Q	.
4		Zemzem Ahmed	ETH	9:25.63 Q	(PB)
5		Elena Romagnolo	ITA	9:27.48 q	(NR)
6		Anna Willard	USA	9:28.52 q	.
7		Antje Möldner	GER	9:29.86	(NR)
8		Rasa Troup	LTU	9:30.21	(NR)
9		Donna MacFarlane	AUS	9:32.05	.
10		Sara Moreira	POR	9:34.39	.
11		Katarzyna Kowalska	POL	9:47.02	.
12		Barbara Parker	GBR	9:51.93	.
13		Zhenzhu Li	CHN	10:04.05	.
14		Inna Poluškina	LAT	10:18.60	.
.		Korene Hinds	JAM	DNF	.
.		Zenaide Vieira	BRA	DNF	.
.		Dobrinka Shalamanova	BUL	DNF	.

**The XXIX Olympic Games
 Beijing (National Stadium) (POL) - Friday, Aug 15, 2008
 Shot Put - M FINAL**

15 August 2008 - 21:00

Position	Bib	Athlete	Country	Mark	
1		Tomasz Majewski	POL	21.51	(PB)
2		Christian Cantwell	USA	21.09	.
3		Andrei Mikhnevich	BLR	21.05	.
4		Dylan Armstrong	CAN	21.04	(NR)

5	Pavel Lyzhyn	BLR	20.98	(PB)
6	Yuriy Bilonoh	UKR	20.63	(SB)
7	Reese Hoffa	USA	20.53	.
8	Pavel Sofin	RUS	20.42	.
9	Rutger Smith	NED	20.41	.
10	Yury Bialou	BLR	20.06	.
11	Ivan Yushkov	RUS	19.67	.
.	Adam Nelson	USA	NM	.

Athlete	1st	2nd	3rd	4th	5th	6th
Tomasz Majewski	20.80	20.47	21.21	21.51		20.44
Christian Cantwell	20.39	20.98	20.88	20.86	20.69	21.09
Andrei Mikhnevich	20.73	21.05		20.78	20.57	20.93
Dylan Armstrong	20.62	21.04			20.47	
Pavel Lyzhyn	20.33	20.15	20.98	20.98	20.40	
Yuriy Bilonoh	20.63		20.53	20.46	20.31	
Reese Hoffa		19.81	20.53	20.38		
Pavel Sofin	20.42					
Rutger Smith	20.41		20.30			
Yury Bialou	20.06					
Ivan Yushkov	19.67	19.55				
Adam Nelson						

The XXI X Olympic Games
Beijing (National Stadium) (NED) - Friday, Aug 15, 2008
200 Metres - W HEPTATHLON

Heat 1 - revised
15 August 2008 - 21:15

Position	Lane	Bib	Athlete	Country	Mark	. Points	React
1	9		Jolanda Keizer	NED	23.97 (PB)	984	0.247
2	4		Anna Bogdanova	RUS	24.24 (PB)	958	0.157
3	5		Kylie Wheeler	AUS	24.28 (SB)	954	0.176
4	7		Gretchen Quintana	CUB	24.34 .	948	0.173
5	6		Hanna Melnychenko	UKR	24.35 (PB)	947	0.226
6	3		Rebecca Wardell	NZL	24.64 .	920	0.181
7	8		Kamila Chudzik	POL	25.36 .	854	0.233
.	2		Lyudmila Blonska	UKR	DQ .	0	0.127
.	1		Diana Pickler	USA	DNS .	0	

**Heat 2 - revised
15 August 2008 - 21:22**

Position	Lane	Bib	Athlete	Country	Mark	. Points	React
1	2		Hyleas Fountain	USA	23.21	(PB)	1058 0.167
2	3		Kelly Sotherton	GBR	23.39	(PB)	1040 0.226
3	9		Karolina Tyminska	POL	23.39	(PB)	1040 0.175
4	6		Jessica Zelinka	CAN	23.64	(PB)	1016 0.188
5	5		Tatyana Chernova	RUS	23.95	.	986 0.183
6	7		Olga Kurban	RUS	24.34	.	948 0.181
7	1		Sushmitha Singha Roy	IND	24.34	.	948 0.242
8	4		G. Pramila Aiyappa	IND	24.92	.	894 0.247
.	8		Denisa Šcerbová	CZE	DNS	.	0

**Heat 3 - revised
15 August 2008 - 21:29**

Position	Lane	Bib	Athlete	Country	Mark	. Points	React
1	4		Yuliya Tarasova	UZB	24.36	(PB)	946 0.257
2	7		Aiga Grabuste	LAT	24.71	.	914 0.212
3	2		Viktorija Zemaityté	LTU	25.06	.	881 0.177
4	8		Niina Kelo	FIN	25.90	.	806 0.158
5	5		Yana Maksimava	BLR	25.94	.	802 0.281
6	3		Györgyi Farkas	HUN	26.10	(PB)	788 0.241
.	6		Irina Naumenko	KAZ	DNS	.	0

**Heat 4 - revised
15 August 2008 - 21:36**

Position	Lane	Bib	Athlete	Country	Mark	. Points	React
1	6		Nataliya Dobrynska	UKR	24.39	(PB)	944 0.206
2	7		Ida Marcussen	NOR	25.02	.	885 0.219
3	9		Marie Collonvillé	FRA	25.06	(SB)	881 0.182
4	1		Lilli Schwarzkopf	GER	25.25	.	864 0.167
5	2		Austra Skujyte	LTU	25.40	(SB)	850 0.179
6	8		Julie Hollman	GBR	25.41	.	850 0.188
7	4		Aryiró Stratáki	GRE	25.47	.	844 0.205
8	5		Kaie Kand	EST	25.49	(SB)	842 0.228
9	3		Sonja Kesselschläger	GER	25.50	.	841 0.194

**Heat 5 - revised
15 August 2008 - 21:43**

Position	Lane	Bib	Athlete	Country	Mark	. Points	React
1	5		Haili Liu	CHN	24.47	(PB)	936 0.215
2	3		Lucimara da Silva	BRA	24.56	(SB)	928 0.131

3	1	Laurien Hoos	NED	24.57	(SB)	927	0.157
4	4	Javur J. Shobha	IND	24.62	(SB)	922	0.185
5	6	Jennifer Oeser	GER	24.67	.	917	0.203
6	9	Jacquelyn Johnson	USA	24.74	.	911	0.185
7	2	Ida Antoinette Nana Djimou	FRA	24.90	.	896	0.198
8	7	Linda Züblin	SUI	24.99	.	888	0.210
.	8	Wassana Winatho	THA	DNS	.	0	

The XXIX Olympic Games
Beijing (National Stadium) (USA) - Friday, Aug 15, 2008
Discus Throw - W QUALIFICATION
Qual. rule: qualification standard 61.50m or at least best 12 qualified

Group A
15 August 2008 - 19:55

Position	Bib	Athlete	Country	Mark	
1		Stephanie Brown-Trafton	USA	62.77	Q .
2		Iryna Yatchenko	BLR	62.26	Q .
3		Yarelis Barrios	CUB	62.23	Q .
4		Mélina Robert-Michon	FRA	62.21	Q (SB)
5		Dani Samuels	AUS	61.72	Q .
6		Olena Antonova	UKR	61.25	q .
7		Ellina Zvereva	BLR	60.28	q .
8		Natalya Fokina-Semenova	UKR	60.18	. .
9		Wioletta Potepa	POL	59.44	. .
10		Joanna Wisniewska	POL	59.40	. .
11		Elisângela Adriano	BRA	58.84	. .
12		Kateryna Karsak	UKR	58.61	. .
13		Vera Begic	CRO	58.50	. .
14		Xuejun Ma	CHN	58.45	. .
15		Suzanne Powell Ross	USA	58.02	. .
16		Philippa Roles	GBR	57.44	. .
17		Harwant Kaur	IND	56.42	. .
18		Oxana Esipchuk	RUS	55.07	. .
19		Tereapii Tapoki	COK	48.35	. .

Athlete	1st	2nd	3rd
Stephanie Brown-Trafton	57.78		62.77
Iryna Yatchenko	62.26		
Yarelis Barrios	62.23		

Mélina Robert-Michon		55.18	62.21
Dani Samuels			61.72
Olena Antonova	61.25	60.61	59.92
Ellina Zvereva		60.28	59.60
Natalya Fokina-Semenova		60.18	
Wioletta Potepa	59.44	59.20	59.10
Joanna Wisniewska	59.40	58.08	
Elisângela Adriano			58.84
Kateryna Karsak		53.14	58.61
Vera Begic	55.87	58.50	
Xuejun Ma	58.45		56.84
Suzanne Powell Ross	58.02		
Philippa Roles		56.88	57.44
Harwant Kaur	56.38	56.38	56.42
Oxana Esipchuk	54.91	54.34	55.07
Tereapii Tapoki	46.77	44.11	48.35

Group B
15 August 2008 - 21:20

Position	Bib	Athlete	Country	Mark	
1		Nicoleta Grasu	ROU	62.51 Q	.
2		Aretha Thurmond	USA	61.90 Q	.
3		Aimin Song	CHN	61.67 Q	.
4		Vera Pospíšilová-Cechlová	CZE	61.61 Q	.
5		Yanfeng Li	CHN	61.29 q	.
6		Dragana Tomašević	SRB	60.19	.
7		Yania Ferrales	CUB	59.87	.
8		Svetlana Ivanova	RUS	59.48	.
9		Elizna Naude	RSA	58.75	.
10		Krishna Poonia	IND	58.23	.
11		Natalya Sadova	RUS	58.11	.
12		Beatrice Faumuina	NZL	57.15	.
13		Hanna Mazgunova	BLR	56.77	.
14		Anna Söderberg	SWE	55.28	.
15		Zinaida Sendriute	LTU	54.81	.
16		Venera Getova	BUL	54.00	.
17		Dorothea Kalpakidou	GRE	53.00	.

18	Rocio Comba	ARG	51.36	.
.	Zaneta Glanc	POL	NM	.
Athlete	1st	2nd	3rd	
Nicoleta Grasu	57.75	62.51		
Aretha Thurmond	58.70	61.90		
Aimin Song	59.89	61.31	61.67	
Vera Pospíšilová-Cechlová	61.61			
Yanfeng Li	60.99	61.29		
Dragana Tomašević	55.59		60.19	
Yania Ferrales	59.87	58.73	59.85	
Svetlana Ivanova			59.48	
Elizna Naude	58.75	57.09	58.35	
Krishna Poonia	57.31	58.23	58.15	
Natalya Sadova		58.11	57.76	
Beatrice Faumuina	57.15		54.49	
Hanna Mazgunova			56.77	
Anna Söderberg		55.28	53.48	
Zinaida Sendriute	54.81	53.41	52.42	
Venera Getova	52.51	54.00	52.40	
Dorothea Kalpakidou		53.00	51.61	
Rocio Comba			51.36	
Zaneta Glanc				

The XXIX Olympic Games
Beijing (National Stadium) (CUB) - Friday, Aug 15, 2008
Triple Jump - W QUALIFICATION
Qual. rule: qualification standard 14.45m or at least best 12 qualified

Group A
15 August 2008 - 21:40

Position	Bib	Athlete	Country	Mark	Wind	
1		Yargelis Savigne	CUB	14.99 Q	(-0.3)	.
2		Viktoriya Gurova	RUS	14.78 Q	(0.3)	.
3		Olga Rypakova	KAZ	14.64 Q	(0.0)	(SB)
4		Anna Pyatykh	RUS	14.45 Q	(0.0)	.
5		Marija Šestak	SLO	14.44 q	(-0.5)	.
6		Biljana Topic	SRB	14.14	(-0.2)	.
7		Teresa Nzola Meso	FRA	14.11	(0.0)	.
8		Mabel Gay	CUB	14.09	(0.4)	.

9	Carlota Castrejana	ESP	14.02	(0.3)	.
10	Svitlana Mamyeyeva	UKR	14.01	(0.2)	.
11	Magdelín Martínez	ITA	14.00	(-0.1)	.
12	Carolina Klüft	SWE	13.97	(0.2)	.
13	Gita Dodova	BUL	13.53	(1.7)	.
14	Erica McLain	USA	13.52	(-0.6)	.
15	Elena Parfenova	KAZ	13.46	(0.5)	.
16	Chinonye Ohadugha	NGR	13.29	(0.1)	.
17	Kseniya Pryiemka	BLR	13.08	(-0.3)	.
.	Athanasía Pérra	GRE	NM	.	.

Athlete	1st	2nd	3rd
Yargelis Savigne	14.37 (0.3)	14.99 (-0.3)	
Viktoriya Gurova	14.44 (-0.8)	14.78 (0.3)	
Olga Rypakova	14.64 (0.0)		
Anna Pyatykh		14.45 (0.0)	
Marija Šestak		14.44 (-0.5)	
Biljana Topic		14.11 (-0.3)	14.14 (-0.2)
Teresa Nzola Meso	14.11 (0.0)	14.11 (0.2)	13.98 (-0.2)
Mabel Gay			14.09 (0.4)
Carlota Castrejana	14.02 (0.3)		
Svitlana Mamyeyeva	13.73 (-0.3)	13.89 (-0.6)	14.01 (0.2)
Magdelín Martínez		14.00 (-0.1)	13.77 (0.2)
Carolina Klüft	13.60 (0.6)		13.97 (0.2)
Gita Dodova		13.47 (-0.8)	13.53 (1.7)
Erica McLain		13.52 (-0.6)	
Elena Parfenova	13.46 (0.5)		13.38 (-0.8)
Chinonye Ohadugha	12.92 (-0.6)	12.86 (-0.7)	13.29 (0.1)

Kseniya Pryiemka

13.08
(-0.3)

12.79
(0.0)

Athanasía Pérra

Group B
15 August 2008 - 21:40

Position	Bib	Athlete	Country	Mark	Wind	
1		Hrysopiýí Devetzí	GRE	14.92 Q	(0.1)	.
2		Tatyana Lebedeva	RUS	14.55 Q	(0.0)	.
3		Françoise Mbango Etone	CMR	14.50 Q	(0.0)	.
4		Olha Saladuha	UKR	14.46 Q	(-0.3)	.
5		Limei Xie	CHN	14.27 q	(0.0)	.
6		Kaire Leibak	EST	14.19 q	(0.0)	.
7		Trecia Smith	JAM	14.18 q	(0.3)	(SB)
8		Adelina Gavrilá	ROU	13.98	(0.0)	.
9		Yarianna Martínez	CUB	13.96	(0.0)	.
10		Baya Rahouli	ALG	13.87	(0.0)	.
11		Gisele de Oliveira	BRA	13.81	(0.0)	.
12		Liliya Kulyk	UKR	13.66	(0.0)	.
13		Shani Marks	USA	13.44	(0.0)	.
14		Anastasiya Juravleva	UZB	13.36	(0.1)	.
15		Irina Litvinenko	KAZ	12.92	(0.0)	.
.		Dana Veldáková	SVK	NM	.	.
.		Yamilé Aldama	SUD	NM	.	.
.		Martina Darmovzalová-Šestáková	CZE	NM	.	.

Athlete	1st	2nd	3rd
Hrysopiýí Devetzí	14.92 (0.1)		
Tatyana Lebedeva	14.55 (0.0)		
Françoise Mbango Etone	14.50 (0.0)		
Olha Saladuha	14.46 (-0.3)		
Limei Xie	13.38 (0.0)	14.27 (0.0)	14.01 (0.0)
Kaire Leibak	14.19 (0.0)	14.07 (0.0)	
Trecia Smith	14.18 (0.3)		
Adelina Gavrilá	13.98	13.71	13.55

	(0.0)	(0.0)	(0.0)
Yarianna Martínez	13.76 (0.0)	13.96 (0.0)	13.83 (0.0)
Baya Rahouli	13.80 (0.6)	13.57 (0.0)	13.87 (0.0)
Gisele de Oliveira		13.81 (0.0)	
Liliya Kulyk	13.53 (-0.5)	13.66 (0.0)	13.39 (0.0)
Shani Marks	13.20 (0.0)	13.44 (0.0)	
Anastasiya Juravleva	13.36 (0.1)		
Irina Litvinenko		12.92 (0.0)	12.91 (0.0)
Dana Veldáková			
Yamilé Aldama			
Martina Darmovzalová-Šestáková			

The XXIX Olympic Games
Beijing (National Stadium) (USA) - Friday, Aug 15, 2008
400 Metres Hurdles - M HEATS
Qual. rule: first 3 of each heat (Q) plus the 4 fastest times (q) qualified

Heat 1

15 August 2008 - 21:55

Position	Lane	Bib	Athlete	Country	Mark	. React
1	4		Bershawn Jackson	USA	49.20 Q	0.157
2	3		Pieter de Villiers	RSA	49.24 Q	0.202
3	6		Mahau Sugimachi	BRA	49.45 Q	0.170
4	8		Jonathan Williams	BIZ	49.61 q	0.175
5	2		Kenji Narisako	JPN	49.63	0.163
6	7		Edivaldo Monteiro	POR	49.89 (SB)	0.160
7	5		Harouna Garba	NIG	55.14	0.291

Heat 2

15 August 2008 - 22:05

Position	Lane	Bib	Athlete	Country	Mark	. React
1	8		Angelo Taylor	USA	48.67 Q	0.158
2	6		Danny McFarlane	JAM	48.86 Q	0.179
3	5		Alwyn Myburgh	RSA	48.92 Q (SB)	0.148
4	4		Bayano Kamani	PAN	49.05 q (SB)	0.174
5	3		Aleksandr Derevyagin	RUS	49.19 q	0.187
6	7		Ibrahim Maïga	MLI	50.57	0.229

Heat 3

15 August 2008 - 22:15

Position	Lane	Bib	Athlete	Country	Mark		. React
1	5		Markino Buckley	JAM	48.65 Q	(PB)	0.196
2	8		L.J. van Zyl	RSA	48.86 Q	.	0.179
3	4		Marek Plawgo	POL	49.17 Q	.	0.169
4	7		Javier Culson	PUR	49.60 q	.	0.246
5	3		Yan Meng	CHN	49.73	(SB)	0.168
6	6		Aleksey Pogorelov	KGZ	51.47	.	0.200

Heat 4**15 August 2008 - 22:25**

Position	Lane	Bib	Athlete	Country	Mark		. React
1	6		Kerron Clement	USA	49.42 Q	.	0.240
2	8		Periklís Iakovákis	GRE	49.50 Q	.	0.178
3	3		Isa Phillips	JAM	49.55 Q	.	0.225
4	7		Dai Tamesue	JPN	49.82	.	0.214
5	5		Felix Sánchez	DOM	51.10	.	0.184
6	4		Mowen Boino	PNG	51.47	(SB)	0.250
.	2		Yevgeniy Meleshenko	KAZ	DNF	.	0.272

The XXIX Olympic Games
Beijing (National Stadium) (ETH) - Friday, Aug 15, 2008
10,000 Metres - W FINAL

15 August 2008 - 22:45

Position	Bib	Athlete	Country	Mark	
1		Tirunesh Dibaba	ETH	29:54.66	(OR)
2		Elvan Abeylegesse	TUR	29:56.34	(AR)
3		Shalane Flanagan	USA	30:22.22	(AR)
4		Linet Chepkwemai Masai	KEN	30:26.50	(WJ)
5		Mariya Kononova	RUS	30:35.84	(PB)
6		Inga Abitova	RUS	30:37.33	(SB)
7		Lucy Kabuu Wangui	KEN	30:39.96	(PB)
8		Lornah Kiplagat	NED	30:40.27	(SB)
9		Kimberley Smith	NZL	30:51.00	.
10		Kara Goucher	USA	30:55.16	(PB)
11		Kayoko Fukushi	JPN	31:01.14	(SB)
12		Joanne Pavey	GBR	31:12.30	(PB)
13		Sabrina Mockenhaupt	GER	31:14.21	(PB)
14		Ejegayehu Dibaba	ETH	31:22.18	.

15	Hilda Kibet	NED	31:29.69	.
16	Yingying Zhang	CHN	31:31.12	(SB)
17	Yoko Shibui	JPN	31:31.13	.
18	Penninah Arusei	KEN	31:39.87	.
19	Tatyana Khmeleva-Aryasova	RUS	31:45.57	.
20	Yukiko Akaba	JPN	32:00.37	.
21	Xue Bai	CHN	32:20.27	.
22	Anikó Kálovics	HUN	32:24.83	.
23	Kate Reed	GBR	32:26.69	.
24	Nathalie De Vos	BEL	32:33.45	(SB)
25	Preeja Sreedharan	IND	32:34.64	.
26	Amy Begley-Yoder	USA	32:38.28	.
27	Dulce María Rodríguez	MEX	32:58.04	.
28	Xiaoqin Dong	CHN	33:03.14	.
29	Isabel Checa	ESP	33:17.88	.
.	Mestawet Tufa	ETH	DNF	.
.	Asmae Leghzaoui	MAR	DNF	.
.	Nataliya Berkut	UKR	DNS	.

The XXIX Olympic Games
Beijing (National Stadium) (RUS) - Saturday, Aug 16, 2008
20 Kilometres Race Walk - M FINAL

16 August 2008 - 9:00

Position	Bib	Athlete	Country	Mark	
1		Valeriy Borchin	RUS	1:19:01	.
2		Jefferson Pérez	ECU	1:19:15	(SB)
3		Jared Tallent	AUS	1:19:42	.
4		Hao Wang	CHN	1:19:47	(PB)
5		Ivano Brugnetti	ITA	1:19:51	(SB)
6		Luke Adams	AUS	1:19:57	.
7		Francisco Javier Fernández	ESP	1:20:32	.
8		Robert Heffernan	IRL	1:20:36	.
9		Luis López	COL	1:20:59	(SB)
10		Yafei Chu	CHN	1:21:17	.
11		Yuki Yamazaki	JPN	1:21:18	(SB)
12		Juan Manuel Molina	ESP	1:21:25	.

13	Benjamin Sánchez	ESP	1:21:38	.
14	José Alessandro Bagio	BRA	1:21:43	(SB)
15	Eder Sánchez	MEX	1:21:53	.
16	Koichiro Morioka	JPN	1:21:57	.
17	Ilya Markov	RUS	1:22:02	.
18	Giorgio Rubino	ITA	1:22:11	.
19	David Kimutai	KEN	1:22:21	(SB)
20	Rolando Saquipay	ECU	1:22:32	.
21	Erik Tysse	NOR	1:22:43	.
22	Ivan Trotski	BLR	1:22:55	.
23	Hyunsub Kim	KOR	1:22:57	.
24	Andriy Kovenko	UKR	1:22:59	.
25	André Höhne	GER	1:23:13	.
26	Matej Tóth	SVK	1:23:17	.
27	Hatem Ghoula	TUN	1:23:44	.
28	Dzianis Simanovich	BLR	1:23:53	.
29	Rafal Augustyn	POL	1:24:25	.
30	Jimin Dong	CHN	1:24:34	.
31	James Rendón	COL	1:24:41	.
32	João Vieira	POR	1:25:05	.
33	Chil-sung Park	KOR	1:25:07	.
34	Hassanine Sbai	TUN	1:25:23	.
35	Marius Žiukas	LTU	1:25:36	.
36	David Mejia	MEX	1:26:45	.
37	Jean-Jacques Nkouloukidi	ITA	1:26:53	.
38	Andrés Chocho	ECU	1:27:09	.
39	Allan Segura	CRC	1:27:10	.
40	Juan Manuel Cano	ARG	1:27:17	.
41	Predrag Filipovic	SRB	1:28:15	.
42	Rustam Kuvatov	KAZ	1:28:25	.
43	Kevin Eastler	USA	1:28:44	.
44	Siarhei Charnou	BLR	1:29:38	.
45	Sérgio Vieira	POR	1:29:51	.
46	Jakub Jelonek	POL	1:30:37	.
47	Fedosei Ciumacenco	MDA	1:31:37	.

48	Mohamed Ameur	ALG	1:32:21	.
49	Recep Çelik	TUR	1:32:54	.
.	Chris Erickson	AUS	DQ	.
.	Takayuki Tanii	JPN	DQ	.

The XXIX Olympic Games
Beijing (National Stadium) (NZL) - Saturday, Aug 16, 2008
Shot Put - W QUALIFICATION
Qual. rule: qualification standard 18.45m or at least best 12 qualified

Group A
16 August 2008 - 9:10

Position	Bib	Athlete	Country	Mark	
1		Valerie Vili	NZL	19.73 Q	.
2		Meiju Li	CHN	19.18 Q	(PB)
3		Natallia Mikhnevich	BLR	19.11 Q	.
4		Christina Schwanitz	GER	19.09 Q	.
5		Misleydis González	CUB	18.91 Q	.
6		Chiara Rosa	ITA	18.74 Q	(SB)
7		Jillian Camarena	USA	18.51 Q	(SB)
8		Mailín Vargas	CUB	18.47 Q	.
9		Olga Ivanova	RUS	18.46 Q	.
10		Denise Hinrichs	GER	18.36	.
11		Yanina Karolchyk-Pravalinskay	BLR	17.79	.
12		Anca Heltne	ROU	17.48	.
13		Natalia Ducó	CHI	17.40	.
14		Kristin Heaston	USA	17.34	.
15		Irini Terzoglou	GRE	16.50	.
16		Iolanta Ulyeva	KAZ	15.49	.
17		Mi-young Lee	KOR	15.10	.
.		Irache Quintanal	ESP	NM	.

Athlete	1st	2nd	3rd
Valerie Vili	19.73		
Meiju Li	19.18		
Natallia Mikhnevich	19.11		
Christina Schwanitz		17.97	19.09
Misleydis González	18.42	18.91	
Chiara Rosa	18.74		

Jillian Camarena	18.15	18.32	18.51
Mailin Vargas	18.47		
Olga Ivanova	17.69	18.27	18.46
Denise Hinrichs	18.36	18.27	
Yanina Karolchyk-Pravalinskay	17.44	17.77	17.79
Anca Heltne	17.48		17.40
Natalia Ducó	17.24		17.40
Kristin Heaston		17.34	17.34
Iríni Terzoglou	16.08	16.14	16.50
Iolanta Ulyeva	15.49		15.06
Mi-young Lee	14.76		15.10
Irache Quintanal			

Group B
16 August 2008 - 9:10

Position	Bib	Athlete	Country	Mark	
1		Lijiao Gong	CHN	19.46 Q	(PB)
2		Nadzeya Ostapchuk	BLR	19.08 Q	.
3		Anna Omarova	RUS	18.74 Q	.
4		Ling Li	CHN	18.60 Q	.
5		Nadine Kleinert	GER	18.52 Q	.
6		Michelle Carter	USA	18.49 Q	.
7		Cleopatra Borel-Brown	TRI	17.96	.
8		Assunta Legnante	ITA	17.76	.
9		Yumileidi Cumbá	CUB	17.60	.
10		Vivian Chukwuemeka	NGR	17.15	.
11		Irina Khudoroshkina	RUS	16.84	.
12		Ana Pouhila	TGA	16.42	.
13		Chia-Ying Lin	TPE	16.32	.
14		Guirong Zhang	SIN	16.23	.
15		Mariam Kevkhishvili	GEO	15.99	.
16		Zara Northover	JAM	15.85	.
.		Krystyna Zabawska	POL	NM	.

Athlete	1st	2nd	3rd
Lijiao Gong	19.46		
Nadzeya Ostapchuk	19.08		
Anna Omarova	18.26		18.74

Ling Li	18.60		
Nadine Kleinert	18.52		
Michelle Carter	18.49		
Cleopatra Borel-Brown	17.96	17.32	17.57
Assunta Legnante	16.93	17.76	
Yumileidi Cumbá		17.60	
Vivian Chukwuemeka	17.15	17.05	
Irina Khudoroshkina	16.46	16.84	16.78
Ana Pouhila	16.21	16.42	16.35
Chia-Ying Lin	16.24		16.32
Guirong Zhang		16.23	16.08
Mariam Kevkhishvili		15.99	
Zara Northover	15.73	15.85	15.64
Krystyna Zabawska			

The XXIX Olympic Games
Beijing (National Stadium) (FRA) - Saturday, Aug 16, 2008
3000 Metres Steeplechase - M HEATS
Qual. rule: first 4 of each heat (Q) plus the 3 fastest times (q) qualified

Heat 1
16 August 2008 - 9:20

Position	Bib	Athlete	Country	Mark	
1		Bouabdellah Tahri	FRA	8:23.42	Q
2		Brimin Kiprop Kipruto	KEN	8:23.53	Q
3		Abdelkader Hachlaf	MAR	8:23.62	Q
4		Tareq Mubarak Taher	BRN	8:23.66	Q
5		Nahom Mesfin	ETH	8:23.82	
6		Ildar Minshin	RUS	8:26.85	
7		Tomasz Szymkowiak	POL	8:29.37	
8		Rabia Makhloufi	ALG	8:29.74	
9		Yoshitaka Iwamizu	JPN	8:29.80	
10		Valerijs Žolnerovics	LAT	8:37.65	
11		Alberto Paulo	POR	8:39.11	
12		Rubén Palomeque	ESP	8:58.50	
.		Matteo Villani	ITA	DNF	

Heat 2 - revised
16 August 2008 - 9:32

Position	Bib	Athlete	Country	Mark	
-----------------	------------	----------------	----------------	-------------	--

1	Yacob Jarso	ETH	8:16.88 Q	(PB)
2	Mahiedine Mekhissi-Benabbad	FRA	8:16.95 Q	(SB)
3	Anthony Famiglietti	USA	8:17.34 Q	(PB)
4	Ezekiel Kemboi	KEN	8:17.55 Q	.
5	Mustafa Mohamed	SWE	8:17.80	.
6	Youcef Abdi	AUS	8:17.97	(PB)
7	Ion Luchianov	MDA	8:18.97	(NR)
8	Boštjan Buc	SLO	8:21.24	.
9	Brahim Taleb	MAR	8:23.09	.
10	Andrew Lemoncello	GBR	8:36.06	.
11	William Nelson	USA	8:36.66	.
12	José Luis Blanco	ESP	8:37.37	.
13	Ali Ahmed Al-Amri	KSA	9:09.73	.
.	Jukka Keskişalo	FIN	DNS	.

Heat 3
16 August 2008 - 9:44

Position	Bib	Athlete	Country	Mark	.
1		Ruben Ramolefi	RSA	8:19.86 Q	(PB)
2		Richard Kipkemboi Mateelong	KEN	8:19.87 Q	.
3		Benjamin Kiplagat	UGA	8:20.22 Q	.
4		Abubaker Ali Kamal	QAT	8:21.85 Q	.
5		Eliseo Martín	ESP	8:23.19	(SB)
6		Hamid Ezzine	MAR	8:27.45	.
7		Vincent Zouaoui Dandrieaux	FRA	8:27.91	.
8		Roba Gary	ETH	8:28.27	.
9		Joshua McAdams	USA	8:33.26	.
10		Pavel Potapovich	RUS	8:36.29	.
11		Pieter Desmet	BEL	8:37.99	.
12		Halil Akkas	TUR	8:44.70	.
13		Itai Maggidi	ISR	9:05.02	.

The XXIX Olympic Games
Beijing (National Stadium) (LAT) - Saturday, Aug 16, 2008
Long Jump - W HEPTATHLON

Group A - revised
16 August 2008 - 9:50

Position	Bib	Athlete	Country	Mark	Wind	. Points
----------	-----	---------	---------	------	------	----------

1	Aiga Grabuste	LAT	6.36	(0.5)	.	962
2	Jolanda Keizer	NED	6.15	(0.5)	(PB)	896
3	Julie Hollman	GBR	6.13	(1.1)	.	890
4	Jessica Zelinka	CAN	6.12	(0.3)	(SB)	887
5	Györgyi Farkas	HUN	6.09	(0.7)	(PB)	877
6	Haili Liu	CHN	6.08	(0.5)	.	874
7	Ida Marcussen	NOR	6.06	(0.3)	.	868
8	Sonja Kesselschläger	GER	6.04	(0.0)	.	862
9	Gretchen Quintana	CUB	6.02	(0.2)	.	856
10	Sushmitha Singha Roy	IND	5.98	(0.5)	.	843
11	Aryiró Stratáki	GRE	5.97	(0.0)	.	840
12	Yuliya Tarasova	UZB	5.92	(0.8)	.	825
13	Rebecca Wardell	NZL	5.84	(0.3)	.	801
14	Niina Kelo	FIN	5.76	(0.4)	.	777
15	Kaie Kand	EST	5.75	(0.5)	.	774
16	Laurien Hoos	NED	5.74	(1.2)	(=SB)	771
17	Linda Züblin	SUI	5.74	(0.1)	.	771
.	Viktorija Zemaityté	LTU	NM	.	.	0
.	Austra Skujyte	LTU	NM	.	.	0
.	Yana Maksimava	BLR	NM	.	.	0

Athlete	1st	2nd	3rd
Aiga Grabuste		6.07 (0.1)	6.36 (0.5)
Jolanda Keizer	6.15 (0.5)	5.90 (0.6)	6.13 (0.4)
Julie Hollman			6.13 (1.1)
Jessica Zelinka	6.12 (0.3)	6.03 (1.1)	
Györgyi Farkas	5.57 (0.5)	5.59 (0.1)	6.09 (0.7)
Haili Liu		5.96 (0.4)	6.08 (0.5)
Ida Marcussen		6.06 (0.3)	
Sonja Kesselschläger	6.04 (0.0)	5.96 (-0.2)	5.98 (0.5)
Gretchen Quintana	5.94 (0.7)	6.02 (0.2)	5.80 (0.3)

Sushmitha Singha Roy	5.89 (0.4)	5.98 (0.5)	5.69 (1.0)
Aryiró Stratáki			5.97 (0.0)
Yuliya Tarasova	5.88 (0.4)	5.92 (0.8)	5.73 (0.4)
Rebecca Wardell	5.77 (0.5)		5.84 (0.3)
Niina Kelo		5.76 (0.4)	5.67 (0.8)
Kaie Kand	5.65 (0.7)	5.75 (0.5)	
Laurien Hoos		5.66 (0.4)	5.74 (1.2)
Linda Züblin	4.95 (0.4)		5.74 (0.1)
Viktorija Zemaityté			
Austra Skujyte			
Yana Maksimava			

Group B - revised
16 August 2008 - 9:50

Position	Bib	Athlete	Country	Mark	Wind	. Points
1		Nataliya Dobrynska	UKR	6.63	(0.3)	(PB) 1049
2		Karolina Tyminska	POL	6.53	(0.6)	. 1017
3		Tatyana Chernova	RUS	6.47	(0.4)	. 997
4		Anna Bogdanova	RUS	6.45	(0.6)	. 991
5		Hanna Melnychenko	UKR	6.40	(0.0)	(PB) 975
6		Hyleas Fountain	USA	6.38	(0.3)	. 969
7		Kelly Sotherton	GBR	6.33	(0.1)	(SB) 953
8		Marie Collonvillé	FRA	6.21	(0.7)	(PB) 915
9		Lucimara da Silva	BRA	6.18	(-0.2)	. 905
10		Jennifer Oeser	GER	6.16	(0.1)	. 899
11		Ida Antoinette Nana Djimou	FRA	6.16	(0.9)	. 899
12		Kylie Wheeler	AUS	6.11	(0.7)	. 883
12		G. Pramila Aiyappa	IND	6.11	(0.4)	. 883
14		Olga Kurban	RUS	6.08	(0.4)	. 874
15		Kamila Chudzik	POL	5.97	(0.6)	. 840
16		Lilli Schwarzkopf	GER	5.96	(1.0)	. 837
17		Jacquelyn Johnson	USA	5.88	(0.6)	. 813
18		Javur J. Shobha	IND	5.86	(0.3)	. 807

	Lyudmila Blonska	UKR	DQ	(0.6)		0
Athlete		1st	2nd		3rd	
Nataliya Dobrynska		6.47 (0.6)	6.63 (0.3)			
Karolina Tyminska		6.12 (0.4)	6.13 (0.2)		6.53 (0.6)	
Tatyana Chernova			6.47 (0.4)			
Anna Bogdanova		6.18 (0.5)	6.45 (0.6)		6.45 (0.0)	
Hanna Melnychenko					6.40 (0.0)	
Hyleas Fountain					6.38 (0.3)	
Kelly Sotherton		6.21 (0.2)	6.33 (0.1)		6.29 (0.4)	
Marie Collonvillé		6.21 (0.7)				
Lucimara da Silva			6.05 (0.1)		6.18 (-0.2)	
Jennifer Oeser		6.16 (0.1)	6.10 (0.4)		6.02 (0.6)	
Ida Antoinette Nana Djimou		6.04 (0.3)	5.86 (0.3)		6.16 (0.9)	
Kylie Wheeler		6.11 (0.7)	6.02 (0.4)			
G. Pramila Aiyappa		6.02 (0.4)			6.11 (0.4)	
Olga Kurban		5.85 (0.7)	6.08 (0.4)			
Kamila Chudzik			5.97 (0.6)		5.58 (0.4)	
Lilli Schwarzkopf			5.91 (0.5)		5.96 (1.0)	
Jacquelyn Johnson		5.88 (0.6)				
Javur J. Shobha		5.74 (0.6)	5.80 (0.4)		5.86 (0.3)	
Lyudmila Blonska						

The XXIX Olympic Games
Beijing (National Stadium) (RUS) - Saturday, Aug 16, 2008
Pole Vault - W QUALIFICATION
Qual. rule: qualification standard 4.60m or at least best 12 qualified

Group A
16 August 2008 - 10:10

Position	Bib	Athlete	Country	Mark	
-----------------	------------	----------------	----------------	-------------	--

1	Yelena Isinbaeva	RUS	4.60 Q	.
2	Shuying Gao	CHN	4.50 q	.
3	Svetlana Feofanova	RUS	4.50 q	.
3	April Steiner	USA	4.50 q	.
5	Monika Pyrek	POL	4.50 q	.
6	Carolin Hingst	GER	4.50 q	.
7	Naroa Agirre	ESP	4.40	(=SB)
8	Nastja Ryjikh-Reiberger	GER	4.40	.
9	Sandra-Helena Tavares	POR	4.30	.
9	Joanna Piwowarska	POL	4.30	.
9	Afrodíti Skafida	GRE	4.30	.
12	Marion Buisson	FRA	4.15	.
13	Yarisley Silva	CUB	4.15	.
13	Natalya Kushch	UKR	4.15	.
13	Ling Li	CHN	4.15	.
16	Alejandra García	ARG	4.15	.
17	Vanessa Vandy	FIN	4.00	.
17	Leila Ben Youssef	TUN	4.00	.

Athlete	4.00	4.00	4.15	4.15	4.30	4.30	4.40	4.40	4.50	4.50	4.60
----------------	-------------	-------------	-------------	-------------	-------------	-------------	-------------	-------------	-------------	-------------	-------------

Yelena Isinbaeva

o

Shuying Gao

o o o

Svetlana Feofanova

xo o

April Steiner

xo o o

Monika Pyrek

o xo

Carolin Hingst

o xo o xo

Naroa Agirre

o o o xo xxx

Nastja Ryjikh-Reiberger

o xo xo xxx

Sandra-Helena Tavares

o xo xo xxx

Joanna Piwowarska

xo o xo xxx

Afroditi Skafida

xo xo xxx

Marion Buisson

o o xx

Yarisley Silva

xxo xxx

Natalya Kushch

xxo xxx

Ling Li

xxo xxx

Alejandra García

xxo xo xxx

Yang Zhou	xo	o	xxx
Krisztina Molnár	xxo	o	xxx
Nikoléta Kiriakopoúlou	xxo	xxx	
Anna Fitídou	xxo	xxx	
Katerina Badurová			
Erica Bartolina			

The XXIX Olympic Games
Beijing (National Stadium) (POL) - Saturday, Aug 16, 2008
Discus Throw - M QUALIFICATION
Qual. rule: qualification standard 64.50m or at least best 12 qualified

Group A
16 August 2008 - 10:40

Position	Bib	Athlete	Country	Mark	
1		Piotr Malachowski	POL	65.94	Q .
2		Virgilijus Alekna	LTU	65.84	Q .
3		Bogdan Pishchalnikov	RUS	64.60	Q .
4		Mario Pestano	ESP	64.42	q .
5		Robert Harting	GER	64.19	q .
6		Aleksander Tammert	EST	63.10	q .
7		Róbert Fazekas	HUN	62.64	q .
8		Gábor Máté	HUN	62.44	. .
9		Dzmitry Sivakov	BLR	61.75	. .
10		Michael Robertson	USA	61.64	. .
11		Casey Malone	USA	61.26	. .
12		Omar Ahmed El Ghazaly	EGY	60.24	. .
13		Oleksiy Semenov	UKR	60.18	. .
14		Abbas Samimi	IRI	59.92	. .
15		Jorge Fernández	CUB	59.60	. .
16		Jan Marcell	CZE	59.52	. .
17		Ben Harradine	AUS	58.55	. .
18		Sultan Mubarak Al-Dawoodi	KSA	56.29	. .
19		Vadim Hranovschi	MDA	56.19	. .

Athlete	1st	2nd	3rd
Piotr Malachowski	65.94		
Virgilijus Alekna	65.84		
Bogdan Pishchalnikov	62.68	63.93	64.60
Mario Pestano	64.42	61.16	

Robert Harting	64.19		
Aleksander Tammert	57.79	61.57	63.10
Róbert Fazekas		61.61	62.64
Gábor Máté		55.15	62.44
Dzmitry Sivakou	59.64		61.75
Michael Robertson	60.97	61.64	
Casey Malone	59.48		61.26
Omar Ahmed El Ghazaly	59.71	58.95	60.24
Oleksiy Semenov	57.84	60.18	59.41
Abbas Samimi	58.01	59.92	58.85
Jorge Fernández		59.60	59.58
Jan Marcell	59.52		56.31
Ben Harradine	58.55	57.50	57.91
Sultan Mubarak Al-Dawoodi	56.29	55.54	56.24
Vadim Hranovschi	56.19		55.78

Group B
16 August 2008 - 12:05

Position	Bib	Athlete	Country	Mark	
1		Rutger Smith	NED	65.65 Q	.
2		Yennifer Frank Casañas	ESP	64.99 Q	.
3		Gerd Kanter	EST	64.66 Q	.
4		Rashid Shafi Al-Dosari	QAT	63.83 q	.
5		Frantz Kruger	FIN	62.48 q	.
6		Märt Israel	EST	61.98	.
7		Ehsan Hadadi	IRI	61.34	.
8		Gerhard Mayer	AUT	61.32	.
9		Ercüment Olgundeniz	TUR	60.83	.
10		Zoltán Kövágó	HUN	60.79	.
11		Vikas Gowda	IND	60.69	.
12		Ian Waltz	USA	60.02	.
13		Martin Maric	CRO	59.25	.
14		Jorge Balliengo	ARG	58.82	.
15		Niklas Arrhenius	SWE	58.22	.
16		Hannes Kirchler	ITA	56.44	.
17		Haidar Nasser Shaheed	IRQ	54.19	.
18		Eric Matthias	IVB	53.11	.

Athlete	1st	2nd	3rd
Rutger Smith	64.09	65.65	
Yennifer Frank Casañas			64.99
Gerd Kanter	59.65	64.66	
Rashid Shafi Al-Dosari	63.83	63.72	61.60
Frantz Kruger		58.60	62.48
Märt Israel	61.98	59.78	61.63
Ehsan Hadadi	61.08		61.34
Gerhard Mayer	61.32		58.13
Ercüment Olgundeniz	58.99	60.83	
Zoltán Kövágó	60.79	59.46	60.44
Vikas Gowda	59.58		60.69
Ian Waltz	60.02		
Martin Maric	59.25		59.09
Jorge Balliengo	58.71	58.82	
Niklas Arrhenius	56.64	58.22	56.77
Hannes Kirchler			56.44
Haidar Nasser Shaheed	54.19		
Eric Matthias	47.87	50.87	53.11

The XXIX Olympic Games
Beijing (National Stadium) (USA) - Saturday, Aug 16, 2008
100 Metres - W HEATS
Qual. rule: first 3 of each heat (Q) plus the 10 fastest times (q) qualified

Heat 1
16 August 2008 - 10:50

Position	Lane	Bib	Athlete	Country	Mark	. React
1	1		Torri Edwards	USA	11.26 Q	. 0.169
2	8		Jeanette Kwakye	GBR	11.30 Q	. 0.142
3	3		Myriam Léonie Mani	CMR	11.64 Q	. 0.151
4	2		Inna Eftimova	BUL	11.67	. 0.189
5	9		Jing Wang	CHN	11.87	. 0.188
6	5		Ani Khachikyan	ARM	12.76	. 0.204
7	4		Ivana Rozhman	MKD	12.92	. 0.233
8	7		Peoria Koshiba	PLW	13.18	. 0.174
9	6		Buthaina Al-Yaqoobi	OMA	13.90	. 0.180

Heat 2
16 August 2008 - 10:57

Position	Lane	Bib	Athlete	Country	Mark	. React
-----------------	-------------	------------	----------------	----------------	-------------	----------------

1	6	Christine Arron	FRA	11.37 Q	.	0.250
2	3	Lauryl Williams	USA	11.38 Q	.	0.183
3	8	Tahesia Harrigan	IVB	11.46 Q	(SB)	0.188
4	4	Lucimar Aparecida de Moura	BRA	11.60 q	.	0.163
5	9	Sherry Fletcher	GRN	11.65	.	0.187
6	7	Dana Abdul Razak	IRQ	12.36	(PB)	
7	5	Sadaf Siddiqui	PAK	12.41	.	0.273
8	2	Asenate Manoa	TUV	14.05	(NR)	0.205

Heat 3
16 August 2008 - 11:04

Position	Lane	Bib	Athlete	Country	Mark	. React
1	8		Muna Lee	USA	11.33 Q	0.219
2	1		Anita Pistone	ITA	11.43 Q	0.179
3	5		Guzel Khubbieva	UZB	11.44 Q	0.142
4	3		Virgil Hodge	SKN	11.48 q	0.194
5	9		Natalia Rusakova	RUS	11.61 q	0.201
6	7		Kin Yee Wan	HKG	12.37	0.151
7	2		Gharid Ghrouf	PLE	13.07	(NR) 0.242
8	6		Elis Lapenmal	VAN	13.31	0.215
9	4		Bounkou Camara	MTN	13.69	0.202

Heat 4
16 August 2008 - 11:11

Position	Lane	Bib	Athlete	Country	Mark	. React
1	6		Chandra Sturup	BAH	11.30 Q	0.246
2	5		Kelly-Ann Baptiste	TRI	11.39 Q	0.204
3	3		Lina Grincikaitė	LTU	11.43 Q	0.168
4	8		Semoy Hackett	TRI	11.53 q	0.210
5	9		Affoué Amandine Allou	CIV	11.75	0.204
6	7		Valentina Nazarova	TKM	11.94	0.247
7	4		Tit Linda Sou	CAM	12.98	(PB) 0.183
8	2		Fathia Ali Bouraleh	DJI	14.29	0.280

Heat 5
16 August 2008 - 11:18

Position	Lane	Bib	Athlete	Country	Mark	. React
1	5		Kim Gevaert	BEL	11.33 Q	0.156
2	7		Yulia Nestsarenka	BLR	11.40 Q	0.175
3	4		Vu Thi Huong	VIE	11.65 Q	0.207
4	2		Halimat Ismaila	NGR	11.72	0.200

5	6	Chisato Fukushima	JPN	11.74	.	0.162
6	3	Sonia Williams	ANT	12.04	.	0.198
7	9	Cora Alecto	GUM	13.31	(PB)	0.199
8	8	Robina Muqim Yaar	AFG	14.80	.	0.263

Heat 6
16 August 2008 - 11:25

Position	Lane	Bib	Athlete	Country	Mark	. React
1	2		Shelly-Ann Fraser	JAM	11.35 Q	. 0.193
2	5		Vida Anim	GHA	11.47 Q	. 0.170
3	6		Paulette Zang-Milama	GAB	11.62 Q	. 0.187
4	9		Laura Turner	GBR	11.65	. 0.174
5	7		Nirinaharifidy Ramilijaona	MAD	12.07	. 0.190
6	8		Timicka Clarke	BAH	12.16	. 0.172
7	4		Montserrat Pujol	AND	12.73	. 0.225
8	1		Jessica Aguilera	NCA	13.15	. 0.195
9	3		Pauline Kwalea	SOL	13.28	(PB) 0.166

Heat 7
16 August 2008 - 11:32

Position	Lane	Bib	Athlete	Country	Mark	. React
1	2		Ivet Lalova	BUL	11.33 Q	. 0.162
2	5		Montell Douglas	GBR	11.36 Q	. 0.167
3	9		Virgen Benavides	CUB	11.45 Q	(SB) 0.178
4	4		Ene Franca Idoko	NGR	11.61 q	. 0.177
5	3		Pia Tajnikar	SLO	11.82	. 0.181
6	8		Ahamada Feta	COM	11.88	. 0.172
7	6		Fatou Tiyana	GAM	12.25	(PB) 0.190
8	7		Beauty Nazmunnahar	BAN	12.52	. 0.190

Heat 8
16 August 2008 - 11:39

Position	Lane	Bib	Athlete	Country	Mark	. React
1	3		Oludamola Osayomi	NGR	11.13 Q	. 0.206
2	6		Debbie Ferguson-McKenzie	BAH	11.17 Q	. 0.166
3	2		Daria Korczynska	POL	11.22 Q	(PB) 0.159
4	9		Yomara Hinestroza	COL	11.39 q	. 0.171
5	7		Sasha Springer	TRI	11.55 q	(SB) 0.186
6	5		Mae Koime	PNG	11.68	. 0.200
7	4		Hinikissia Albertine Ndikert	CHA	12.55	. 0.207
8	8		Magali Franka	COD	12.57	(PB) 0.224

Heat 9
16 August 2008 - 11:46

Position	Lane	Bib	Athlete	Country	Mark	. React	
1	7		Yevgeniya Polyakova	RUS	11.24 Q	.	0.176
2	4		Jade Bailey	BAR	11.46 Q	.	0.194
3	9		Sherone Simpson	JAM	11.48 Q	.	0.172
4	3		Nataliya Pohrebnyak	UKR	11.60 q	.	0.144
5	1		Tezzhan Naimova	BUL	11.70	.	0.178
6	6		Jutamass Thavoncharoen	THA	11.82	(SB)	0.188
7	2		Waseelah Fadhl Saad	YEM	13.60	(NR)	0.232
8	8		Maria Ikelap	FSM	13.73	(SB)	
9	5		Philaylack Sackpraseuth	LAO	13.86	.	0.264

Heat 10
16 August 2008 - 11:53

Position	Lane	Bib	Athlete	Country	Mark	. React	
1	4		Kerron Stewart	JAM	11.28 Q	.	0.197
2	2		Ezinne Okparaebo	NOR	11.32 Q	(NR)	0.163
3	5		LaVerne Jones-Ferrette	ISV	11.41 Q	.	0.179
4	7		Barbara Pierre	HAI	11.52 q	.	0.165
5	8		Natalya Murinovich	RUS	11.55 q	.	0.179
6	1		Charlene Attard	MLT	12.20	.	0.176
7	3		Michaela Kargbo	SLE	12.54	.	0.231
8	9		Milena Milasevic	MNE	12.65	.	0.218
9	6		Chandra Kala Thapa	NEP	13.15	.	0.214

The XXIX Olympic Games
Beijing (National Stadium) (POL) - Saturday, Aug 16, 2008
Discus Throw - M QUALIFICATION
Qual. rule: qualification standard 64.50m or at least best 12 qualified

Group A
16 August 2008 - 10:40

Position	Bib	Athlete	Country	Mark	.
1		Piotr Malachowski	POL	65.94 Q	.
2		Virgilijus Alekna	LTU	65.84 Q	.
3		Bogdan Pishchalnikov	RUS	64.60 Q	.
4		Mario Pestano	ESP	64.42 q	.
5		Robert Harting	GER	64.19 q	.
6		Aleksander Tammert	EST	63.10 q	.
7		Róbert Fazekas	HUN	62.64 q	.

8	Gábor Máté	HUN	62.44	.
9	Dzmitry Sivakou	BLR	61.75	.
10	Michael Robertson	USA	61.64	.
11	Casey Malone	USA	61.26	.
12	Omar Ahmed El Ghazaly	EGY	60.24	.
13	Oleksiy Semenov	UKR	60.18	.
14	Abbas Samimi	IRI	59.92	.
15	Jorge Fernández	CUB	59.60	.
16	Jan Marcell	CZE	59.52	.
17	Ben Harradine	AUS	58.55	.
18	Sultan Mubarak Al-Dawoodi	KSA	56.29	.
19	Vadim Hranovschi	MDA	56.19	.

Athlete	1st	2nd	3rd
Piotr Malachowski	65.94		
Virgilijus Alekna	65.84		
Bogdan Pishchalnikov	62.68	63.93	64.60
Mario Pestano	64.42	61.16	
Robert Harting	64.19		
Aleksander Tammert	57.79	61.57	63.10
Róbert Fazekas		61.61	62.64
Gábor Máté		55.15	62.44
Dzmitry Sivakou	59.64		61.75
Michael Robertson	60.97	61.64	
Casey Malone	59.48		61.26
Omar Ahmed El Ghazaly	59.71	58.95	60.24
Oleksiy Semenov	57.84	60.18	59.41
Abbas Samimi	58.01	59.92	58.85
Jorge Fernández		59.60	59.58
Jan Marcell	59.52		56.31
Ben Harradine	58.55	57.50	57.91
Sultan Mubarak Al-Dawoodi	56.29	55.54	56.24
Vadim Hranovschi	56.19		55.78

Group B
16 August 2008 - 12:05

Position	Bib	Athlete	Country	Mark
1		Rutger Smith	NED	65.65 Q

2	Yennifer Frank Casañas	ESP	64.99 Q	.
3	Gerd Kanter	EST	64.66 Q	.
4	Rashid Shafi Al-Dosari	QAT	63.83 q	.
5	Frantz Kruger	FIN	62.48 q	.
6	Märt Israel	EST	61.98	.
7	Ehsan Hadadi	IRI	61.34	.
8	Gerhard Mayer	AUT	61.32	.
9	Ercüment Olgundeniz	TUR	60.83	.
10	Zoltán Kövágó	HUN	60.79	.
11	Vikas Gowda	IND	60.69	.
12	Ian Waltz	USA	60.02	.
13	Martin Maric	CRO	59.25	.
14	Jorge Balliengo	ARG	58.82	.
15	Niklas Arrhenius	SWE	58.22	.
16	Hannes Kirchler	ITA	56.44	.
17	Haidar Nasser Shaheed	IRQ	54.19	.
18	Eric Matthias	IVB	53.11	.

Athlete	1st	2nd	3rd
Rutger Smith	64.09	65.65	
Yennifer Frank Casañas			64.99
Gerd Kanter	59.65	64.66	
Rashid Shafi Al-Dosari	63.83	63.72	61.60
Frantz Kruger		58.60	62.48
Märt Israel	61.98	59.78	61.63
Ehsan Hadadi	61.08		61.34
Gerhard Mayer	61.32		58.13
Ercüment Olgundeniz	58.99	60.83	
Zoltán Kövágó	60.79	59.46	60.44
Vikas Gowda	59.58		60.69
Ian Waltz	60.02		
Martin Maric	59.25		59.09
Jorge Balliengo	58.71	58.82	
Niklas Arrhenius	56.64	58.22	56.77
Hannes Kirchler			56.44
Haidar Nasser Shaheed	54.19		

Eric Matthias

47.87

50.87

53.11

The XXIX Olympic Games
Beijing (National Stadium) (JAM) - Saturday, Aug 16, 2008
400 Metres - W HEATS

Qual. rule: first 3 of each heat (Q) plus the 3 fastest times (q) qualified

Heat 1
16 August 2008 - 12:10

Position	Lane	Bib	Athlete	Country	Mark		. React
1	4		Rosemarie Whyte	JAM	51.00 Q	.	0.207
2	2		Christine Amertil	BAH	51.25 Q	(SB)	0.189
3	5		Muizat Ajoke Odumosu	NGR	51.39 Q	(PB)	0.214
4	8		DeeDee Trotter	USA	51.41 q	.	0.256
5	3		Tiandra Ponteem	SKN	52.41	.	0.437
6	6		Antonina Yefremova	UKR	53.22	.	0.204
.	7		Munguntuya Batgerel	MGL	DNS	.	0.247

Heat 2
16 August 2008 - 12:17

Position	Lane	Bib	Athlete	Country	Mark		. React
1	6		Libania Grenot	ITA	50.87 Q	(NR)	0.330
2	2		Amantle Montsho	BOT	50.91 Q	.	0.271
3	4		Carline Muir	CAN	51.55 Q	(PB)	0.253
4	5		Indira Terrero	CUB	51.56 q	.	0.396
5	8		Makelesi Batimala	FIJ	52.24	(SB)	0.216
6	3		Mandeep Kaur	IND	52.88	.	0.348
7	7		Justine Bayigga	UGA	54.15	.	0.325

Heat 3
16 August 2008 - 12:24

Position	Lane	Bib	Athlete	Country	Mark		. React
1	6		Anastasiya Kapachinskaya	RUS	51.32 Q	.	0.264
2	7		Mary Wineberg	USA	51.46 Q	.	0.197
3	5		Lee McConnell	GBR	51.87 Q	.	0.240
4	8		Barbara Petrahn	HUN	53.06	.	0.202
5	4		Carol Rodriguez	PUR	53.08	.	0.183
6	3		Ginou Etienne	HAI	53.94	.	0.322
7	2		Rachidatou Seini Maikido	NIG	1:03.19	(NR)	

Heat 4
16 August 2008 - 12:31

Position	Lane	Bib	Athlete	Country	Mark		. React
1	2		Christine Ohuruogu	GBR	51.00 Q	.	0.271

2	4	Yulia Gushchina	RUS	51.18 Q	.	0.257
3	6	Gabriela Medina	MEX	51.96 Q	.	0.261
4	7	Tamsyn Lewis	AUS	52.38	.	0.187
5	3	Maria Laura Almirão	BRA	53.26	.	
6	8	Joanne Cuddihy	IRL	53.32	.	0.196
7	5	Ghada Ali	LBA	1:06.19	.	0.289

Heat 5
16 August 2008 - 12:38

Position	Lane	Bib	Athlete	Country	Mark	. React	
1	8		Sanya Richards	USA	50.54 Q	.	0.207
2	4		Aliann Pompey	GUY	50.99 Q	(SB)	0.225
3	5		Folasade Abugan	NGR	51.45 Q	.	0.276
4	6		Asami Tanno	JPN	52.60	.	0.231
5	2		Dímitra Dóva	GRE	52.69	.	0.219
6	3		Olga Tereshkova	KAZ	53.36	.	0.217
7	7		Kia Davis	LBR	53.99	.	0.307

Heat 6
16 August 2008 - 12:45

Position	Lane	Bib	Athlete	Country	Mark	. React	
1	8		Novlene Williams	JAM	51.52 Q	.	0.202
2	3		Nicola Sanders	GBR	51.81 Q	.	0.279
3	2		Nawal El Jack	SUD	52.77 Q	.	0.494
4	4		Kineke Alexander	VIN	52.87	.	0.266
5	5		Trish Bartholomew	GRN	52.88	.	0.162
6	7		Tsholofelo Selemela Thipe	RSA	54.11	.	0.217
7	6		Klodiana Shala	ALB	54.84	.	0.147
8	9		Munguntuya Batgerel	MGL	58.14	.	0.247

Heat 7
16 August 2008 - 12:52

Position	Lane	Bib	Athlete	Country	Mark	. React	
1	8		Shericka Williams	JAM	50.57 Q	.	0.242
2	7		Tatyana Firova	RUS	50.59 Q	.	0.245
3	5		Racheal Nachula	ZAM	51.62 Q	.	0.239
4	9		Joy Eze	NGR	51.97 q	.	0.385
5	6		Alissa Kallinikou	CYP	52.40	.	0.259
6	4		Monika Bejnar	POL	52.80	.	0.264
7	2		Sandrine Thiébaud-Kangni	TOG	54.16	.	0.248
8	3		Temalangi Dlamini	SWZ	59.91	.	0.278

The XXIX Olympic Games
Beijing (National Stadium) (GER) - Saturday, Aug 16, 2008
Javelin Throw - W HEPTATHLON

Group A - revised
16 August 2008 - 19:00

Position	Bib	Athlete	Country	Mark	.	Points
1		Sonja Kesselschläger	GER	44.28	(SB)	750
2		Jessica Zelinka	CAN	43.91	(PB)	742
3		Kylie Wheeler	AUS	43.81	(PB)	741
4		Yuliya Tarasova	UZB	43.31	(PB)	731
5		Jolanda Keizer	NED	42.76	.	720
6		Kaie Kand	EST	42.51	(PB)	716
7		Haili Liu	CHN	41.79	(SB)	702
8		G. Pramila Aiyappa	IND	41.27	.	692
9		Lucimara da Silva	BRA	40.34	(SB)	674
10		Sushmitha Singha Roy	IND	39.79	.	663
11		Yana Maksimava	BLR	39.14	.	651
12		Julie Hollman	GBR	39.08	.	650
13		Aiga Grabuste	LAT	39.02	.	649
14		Gretchen Quintana	CUB	38.14	(PB)	632
15		Kelly Sotherton	GBR	37.66	(SB)	622
16		Karolina Tyminska	POL	35.97	.	590
17		Hanna Melnychenko	UKR	35.89	.	589
18		Anna Bogdanova	RUS	35.41	.	579
.		Viktorija Zemaityté	LTU	DNS	.	0

Athlete	1st	2nd	3rd
Sonja Kesselschläger	44.28	42.62	41.99
Jessica Zelinka	43.91	43.85	43.60
Kylie Wheeler	43.81	42.93	42.69
Yuliya Tarasova	40.54	43.31	39.98
Jolanda Keizer		41.43	42.76
Kaie Kand	42.51	41.57	41.36
Haili Liu	38.30	41.31	41.79
G. Pramila Aiyappa	37.28	37.62	41.27
Lucimara da Silva	40.34	38.08	35.64

Sushmitha Singha Roy	38.60	39.79	38.98
Yana Maksimava	39.14	38.58	39.14
Julie Hollman	37.18	39.08	
Aiga Grabuste	34.63	38.53	39.02
Gretchen Quintana	38.14	37.58	35.12
Kelly Sotherton		37.66	34.33
Karolina Tyminska		35.97	34.02
Hanna Melnychenko		30.09	35.89
Anna Bogdanova		34.77	35.41
Viktorija Zemaitytė			

**Group B - revised
16 August 2008 - 20:10**

Position	Bib	Athlete	Country	Mark	. Points
1		Kamila Chudzik	POL	52.05	900
2		Lilli Schwarzkopf	GER	51.88	897
3		Niina Kelo	FIN	51.48	889
4		Ida Antoinette Nana Djimou	FRA	49.32	847
5		Nataliya Dobrynska	UKR	48.60	(PB) 833
6		Laurien Hoos	NED	48.54	832
7		Tatyana Chernova	RUS	48.37	829
8		Jennifer Oeser	GER	47.53	(SB) 812
9		Ida Marcussen	NOR	47.37	809
10		Linda Züblin	SUI	47.19	806
11		Marie Collonvillé	FRA	46.14	785
12		Aryiró Stratáki	GRE	45.20	(SB) 767
13		Javur J. Shobha	IND	43.50	735
14		Györgyi Farkas	HUN	43.45	734
15		Olga Kurban	RUS	42.85	722
16		Rebecca Wardell	NZL	42.14	708
17		Hyleas Fountain	USA	41.93	704
.		Lyudmila Blonska	UKR	DQ	0
.		Austra Skujyte	LTU	DNS	0
.		Jacquelyn Johnson	USA	DNS	0

Athlete	1st	2nd	3rd
Kamila Chudzik	50.11	49.31	52.05
Lilli Schwarzkopf	51.69	51.88	51.52

Niina Kelo	46.10	51.48	50.36
Ida Antoinette Nana Djimou	48.65	49.32	41.64
Nataliya Dobrynska	48.19		48.60
Laurien Hoos	42.76	48.54	47.00
Tatyana Chernova	47.12		48.37
Jennifer Oeser	47.22	42.46	47.53
Ida Marcussen	46.60	47.37	
Linda Züblin	46.56	47.19	46.69
Marie Collonvillé		43.01	46.14
Aryiró Stratáki	45.20	43.09	
Javur J. Shobha	43.50	41.48	42.13
Györgyi Farkas	42.49	41.87	43.45
Olga Kurban	42.85	41.13	38.24
Rebecca Wardell	40.13	42.14	41.92
Hyleas Fountain	33.27	34.70	41.93
Lyudmila Blonska			
Austra Skujyte			
Jacquelyn Johnson			

The XXIX Olympic Games
Beijing (National Stadium) (RUS) - Saturday, Aug 16, 2008
800 Metres - W SEMI-FINAL

Qual. rule: first 2 of each heat (Q) plus the 2 fastest times (q) qualified

Heat 1
16 August 2008 - 19:30

Position	Lane	Bib	Athlete	Country	Mark	
1	4		Svetlana Klyuka	RUS	1:58.31 Q	.
2	5		Maria de Lurdes Mutola	MOZ	1:58.61 Q	(SB)
3	6		Lucia Klocová	SVK	1:58.80	.
4	8		Tetiana Petlyuk	UKR	1:59.27	.
5	2		Rosibel García	COL	1:59.38	(NR)
6	7		Marilyn Okoro	GBR	1:59.53	.
7	3		Brigita Langerholc	SLO	2:00.00	.
8	9		Tamsyn Lewis	AUS	2:01.41	.

Heat 2
16 August 2008 - 19:39

Position	Lane	Bib	Athlete	Country	Mark	
1	4		Pamela Jelimo	KEN	1:57.31 Q	.

2	6	Hasna Benhassi	MAR	1:58.03 Q	(SB)
3	7	Ekaterina Kostetskaya	RUS	1:58.33	.
4	8	Zulia Calatayud	CUB	1:58.78	(SB)
5	5	Anna Rostkowska	POL	1:58.84	.
6	9	Jennifer Meadows	GBR	1:59.43	.
7	3	Egle Balciūnaitė	LTU	2:02.59	.
8	2	Sviatlana Usovich	BLR	2:02.79	.

Heat 3
16 August 2008 - 19:48

Position	Lane	Bib	Athlete	Country	Mark	
1	6		Janeth Jepkosgei	KEN	1:57.28 Q	(SB)
2	5		Yuliya Krevsun	UKR	1:57.32 Q	(PB)
3	4		Tatyana Andrianova	RUS	1:58.16 q	.
4	8		Kenia Sinclair	JAM	1:58.28 q	(SB)
5	9		Elisa Cusma Piccione	ITA	1:59.52	.
6	2		Olga Cristea	MDA	2:00.12	(PB)
7	3		Neisha Bernard-Thomas	GRN	2:01.84	.
.	7		Élodie Guégan	FRA	DNF	.

The XXIX Olympic Games
Beijing (National Stadium) (GRE) - Saturday, Aug 16, 2008
Long Jump - M QUALIFICATION
Qual. rule: qualification standard 8.15m or at least best 12 qualified

Group A
16 August 2008 - 20:00

Position	Bib	Athlete	Country	Mark	Wind	
1		Louís Tsátoumas	GRE	8.27 Q	(0.1)	.
2		Ibrahim Camejo	CUB	8.23 Q	(0.5)	.
3		Greg Rutherford	GBR	8.16 Q	(-0.1)	.
4		Godfrey Khotso Mokoena	RSA	8.14 q	(0.3)	.
5		Hussein Taher Al-Sabee	KSA	8.04 q	(-0.4)	.
6		Luis Felipe Méliz	ESP	7.95 q	(0.1)	.
7		Gable Garenamotse	BOT	7.95 q	(0.4)	.
8		Stephan Louw	NAM	7.93	(0.6)	.
9		Yahya Berrabah	MAR	7.88	(0.1)	.
9		Tommi Evilä	FIN	7.88	(0.2)	.
11		Salim Sdiri	FRA	7.81	(0.3)	.
12		Sebastian Bayer	GER	7.77	(0.0)	.
13		Hugo Chila	ECU	7.77	(0.2)	.

14	Mauro Vinicius da Silva	BRA	7.75	(-0.1)	.
15	Runrun Li	CHN	7.70	(0.2)	(SB)
16	Morten Jensen	DEN	7.63	(-0.1)	.
17	Marcin Starzak	POL	7.62	(-0.2)	.
18	Henry Dagmil	PHI	7.58	(0.0)	.
19	Nikolay Atanasov	BUL	7.54	(-0.5)	.
20	Vladimir Malyavin	RUS	7.35	(-0.1)	.
.	Issam Nima	ALG	DNS	.	.

Athlete	1st	2nd	3rd
Louís Tsátoumas	8.27 (0.1)		
Ibrahim Camejo	8.23 (0.5)		
Greg Rutherford	8.16 (-0.1)		
Godfrey Khotso Mokoena	8.03 (-0.1)		8.14 (0.3)
Hussein Taher Al-Sabee	5.47 (0.3)	8.04 (-0.4)	
Luis Felipe Méliz		7.77 (-0.1)	7.95 (0.1)
Gable Garenamotse	7.58 (0.3)		7.95 (0.4)
Stephan Louw	7.73 (0.1)		7.93 (0.6)
Yahya Berrabah	7.88 (0.1)		
Tommi Evilä			7.88 (0.2)
Salim Sdiri			7.81 (0.3)
Sebastian Bayer		7.43 (0.1)	7.77 (0.0)
Hugo Chila	7.77 (0.2)		
Mauro Vinicius da Silva		7.75 (-0.1)	
Runrun Li	7.70 (0.2)		7.56 (0.1)
Morten Jensen		7.58 (0.3)	7.63 (-0.1)
Marcin Starzak			7.62 (-0.2)

Henry Dagmil 7.58
(0.0)

Nikolay Atanasov 7.54
(-0.5)

Vladimir Malyavin 7.32 (-0.2) 7.35 (-0.1)

Issam Nima

Group B
16 August 2008 - 20:00

Position	Bib	Athlete	Country	Mark	Wind	
1		Ngonidzashe Makusha	ZIM	8.14 q	(0.0)	.
2		Wilfredo Martínez	CUB	8.07 q	(0.1)	.
3		Ndiss Kaba Badji	SEN	8.07 q	(-0.5)	(SB)
4		Irving Saladino	PAN	8.01 q	(0.2)	.
5		Roman Novotný	CZE	7.94 q	(-0.2)	.
6		Mohamed Salman Al Khuwalidi	KSA	7.93	(0.4)	.
7		Tyrone Smith	BER	7.91	(-0.1)	.
8		Fabrice Lapierre	AUS	7.90	(0.1)	.
9		Trevell Quinley	USA	7.87	(-0.2)	.
10		Andrew Howe	ITA	7.81	(-0.2)	.
11		Brian Johnson	USA	7.79	(-0.1)	.
12		Andriy Makarchev	UKR	7.77	(0.3)	.
13		Christopher Tomlinson	GBR	7.70	(0.2)	.
14		Tarik Bouguetaïb	MAR	7.69	(-0.1)	.
15		Herbert McGregor	JAM	7.64	(0.0)	.
16		Louis Tristán	PER	7.62	(0.3)	.
17		Julien Fivaz	SUI	7.53	(0.0)	.
18		Miguel Pate	USA	7.34	(0.4)	.
.		Can Zhou	CHN	NM	.	.
.		Arnaud Casquette	MRI	DNS	.	.

Athlete	1st	2nd	3rd
Ngonidzashe Makusha	8.14 (0.0)	7.94 (0.0)	
Wilfredo Martínez	7.92 (0.4)	7.80 (0.4)	8.07 (0.1)
Ndiss Kaba Badji	7.65 (-0.1)	7.79 (-0.1)	8.07 (-0.5)
Irving Saladino			8.01 (0.2)

Roman Novotný	7.75 (0.3)	7.81 (-0.1)	7.94 (-0.2)
Mohamed Salman Al Khuwalidi			7.93 (0.4)
Tyrone Smith	6.95 (0.1)	7.63 (-0.6)	7.91 (-0.1)
Fabrice Lapierre	7.90 (0.1)		
Trevell Quinley			7.87 (-0.2)
Andrew Howe	7.73 (0.1)	7.81 (-0.2)	
Brian Johnson		7.79 (-0.1)	
Andriy Makarchev	7.77 (0.3)		
Christopher Tomlinson	7.52 (0.4)	7.62 (0.0)	7.70 (0.2)
Tarik Bouguetaïb	7.69 (-0.1)		
Herbert McGregor	7.64 (0.0)	7.46 (0.3)	7.36 (0.0)
Louis Tristán	7.58 (0.1)	7.62 (0.3)	
Julien Fivaz	7.53 (0.0)		
Miguel Pate		7.34 (0.4)	
Can Zhou			
Arnaud Casquette			

The XXIX Olympic Games
Beijing (National Stadium) (JAM) - Saturday, Aug 16, 2008
100 Metres - M SEMI-FINAL

Qual. rule: first 4 of each heat (Q) qualified

Heat 1
16 August 2008 - 20:05

Position	Lane	Bib	Athlete	Country	Mark		. React
1	7		Usain Bolt	JAM	9.85 Q	.	0.161
2	6		Walter Dix	USA	9.95 Q	(SB)	0.143
3	4		Marc Burns	TRI	9.97 Q	(=SB)	0.124
4	9		Michael Frater	JAM	10.01 Q	.	0.163
5	5		Kim Collins	SKN	10.05	(SB)	0.163
6	2		Derrick Atkins	BAH	10.13	.	0.159
7	8		Tyrone Edgar	GBR	10.18	.	0.143

8	3	Samuel Francis	QAT	10.20	.	0.146
Heat 2						
16 August 2008 - 20:13						
Position	Lane	Bib	Athlete	Country	Mark	. React
1	6		Asafa Powell	JAM	9.91 Q	0.161
2	7		Richard Thompson	TRI	9.93 Q	(=PB) 0.175
3	5		Churandy Martina	AHO	9.94 Q	(NR) 0.138
4	4		Darvis Patton	USA	10.03 Q	0.149
5	9		Tyson Gay	USA	10.05	0.145
6	8		Francis Obikwelu	POR	10.10	0.157
7	3		Naoki Tsukahara	JPN	10.16	(SB) 0.143
8	2		Martial Mbandjock	FRA	10.18	0.148

The XXIX Olympic Games
Beijing (National Stadium) (GER) - Saturday, Aug 16, 2008
Javelin Throw - W HEPTATHLON

Group A - revised						
16 August 2008 - 19:00						
Position	Bib	Athlete	Country	Mark		. Points
1		Sonja Kesselschläger	GER	44.28	(SB)	750
2		Jessica Zelinka	CAN	43.91	(PB)	742
3		Kylie Wheeler	AUS	43.81	(PB)	741
4		Yuliya Tarasova	UZB	43.31	(PB)	731
5		Jolanda Keizer	NED	42.76	.	720
6		Kaie Kand	EST	42.51	(PB)	716
7		Haili Liu	CHN	41.79	(SB)	702
8		G. Pramila Aiyappa	IND	41.27	.	692
9		Lucimara da Silva	BRA	40.34	(SB)	674
10		Sushmitha Singha Roy	IND	39.79	.	663
11		Yana Maksimava	BLR	39.14	.	651
12		Julie Hollman	GBR	39.08	.	650
13		Aiga Grabuste	LAT	39.02	.	649
14		Gretchen Quintana	CUB	38.14	(PB)	632
15		Kelly Sotherton	GBR	37.66	(SB)	622
16		Karolina Tyminska	POL	35.97	.	590
17		Hanna Melnychenko	UKR	35.89	.	589
18		Anna Bogdanova	RUS	35.41	.	579

Viktorija Zemaityté

LTU

DNS

0

Athlete	1st	2nd	3rd
Sonja Kesselschläger	44.28	42.62	41.99
Jessica Zelinka	43.91	43.85	43.60
Kylie Wheeler	43.81	42.93	42.69
Yuliya Tarasova	40.54	43.31	39.98
Jolanda Keizer		41.43	42.76
Kaie Kand	42.51	41.57	41.36
Haili Liu	38.30	41.31	41.79
G. Pramila Aiyappa	37.28	37.62	41.27
Lucimara da Silva	40.34	38.08	35.64
Sushmitha Singha Roy	38.60	39.79	38.98
Yana Maksimava	39.14	38.58	39.14
Julie Hollman	37.18	39.08	
Aiga Grabuste	34.63	38.53	39.02
Gretchen Quintana	38.14	37.58	35.12
Kelly Sotherton		37.66	34.33
Karolina Tyminska		35.97	34.02
Hanna Melnychenko		30.09	35.89
Anna Bogdanova		34.77	35.41
Viktorija Zemaityté			

Group B - revised
16 August 2008 - 20:10

Position	Bib	Athlete	Country	Mark	Points
1		Kamila Chudzik	POL	52.05	900
2		Lilli Schwarzkopf	GER	51.88	897
3		Niina Kelo	FIN	51.48	889
4		Ida Antoinette Nana Djimou	FRA	49.32	847
5		Nataliya Dobrynska	UKR	48.60	(PB) 833
6		Laurien Hoos	NED	48.54	832
7		Tatyana Chernova	RUS	48.37	829
8		Jennifer Oeser	GER	47.53	(SB) 812
9		Ida Marcussen	NOR	47.37	809
10		Linda Züblin	SUI	47.19	806
11		Marie Collonville	FRA	46.14	785
12		Aryiró Stratáki	GRE	45.20	(SB) 767

13	Javur J. Shobha	IND	43.50	.	735
14	Györgyi Farkas	HUN	43.45	.	734
15	Olga Kurban	RUS	42.85	.	722
16	Rebecca Wardell	NZL	42.14	.	708
17	Hyleas Fountain	USA	41.93	.	704
.	Lyudmila Blonska	UKR	DQ	.	0
.	Austra Skujyte	LTU	DNS	.	0
.	Jacquelyn Johnson	USA	DNS	.	0

Athlete	1st	2nd	3rd
Kamila Chudzik	50.11	49.31	52.05
Lilli Schwarzkopf	51.69	51.88	51.52
Niina Kelo	46.10	51.48	50.36
Ida Antoinette Nana Djimou	48.65	49.32	41.64
Nataliya Dobrynska	48.19		48.60
Laurien Hoos	42.76	48.54	47.00
Tatyana Chernova	47.12		48.37
Jennifer Oeser	47.22	42.46	47.53
Ida Marcussen	46.60	47.37	
Linda Züblin	46.56	47.19	46.69
Marie Collonvillé		43.01	46.14
Aryiró Stratáki	45.20	43.09	
Javur J. Shobha	43.50	41.48	42.13
Györgyi Farkas	42.49	41.87	43.45
Olga Kurban	42.85	41.13	38.24
Rebecca Wardell	40.13	42.14	41.92
Hyleas Fountain	33.27	34.70	41.93
Lyudmila Blonska			
Austra Skujyte			
Jacquelyn Johnson			

The XXIX Olympic Games
Beijing (National Stadium) (JAM) - Saturday, Aug 16, 2008
100 Metres - W QUARTER-FINAL
Qual. rule: first 3 of each heat (Q) plus the 1 fastest time (q) qualified

Heat 1
16 August 2008 - 20:35

Position	Lane	Bib	Athlete	Country	Mark	.React
1	6		Shelly-Ann Fraser	JAM	11.06 Q	0.249

2	4	Yevgeniya Polyakova	RUS	11.13 Q	(SB)	0.197
3	7	Jeanette Kwakye	GBR	11.18 Q	(PB)	0.174
4	2	Virgil Hodge	SKN	11.45	.	0.217
5	8	LaVerne Jones-Ferrette	ISV	11.55	.	0.231
6	9	Myriam Léonie Mani	CMR	11.65	.	0.182
7	3	Ene Franca Idoko	NGR	11.66	.	0.184
8	5	Jade Bailey	BAR	11.67	.	0.234

Heat 2
16 August 2008 - 20:42

Position	Lane	Bib	Athlete	Country	Mark	. React
1	8		Sherone Simpson	JAM	11.02 Q	. 0.153
2	5		Muna Lee	USA	11.08 Q	. 0.173
3	7		Chandra Sturup	BAH	11.16 Q	. 0.179
4	4		Montell Douglas	GBR	11.38	. 0.165
5	9		Virgen Benavides	CUB	11.40	(SB) 0.169
6	6		Kelly-Ann Baptiste	TRI	11.42	. 0.190
7	2		Natalya Murinovich	RUS	11.51	. 0.188
8	3		Nataliya Pohrebnyak	UKR	11.55	. 0.151

Heat 3
16 August 2008 - 20:49

Position	Lane	Bib	Athlete	Country	Mark	. React
1	4		Debbie Ferguson-McKenzie	BAH	11.21 Q	. 0.162
2	7		Oludamola Osayomi	NGR	11.28 Q	. 0.183
3	5		Vida Anim	GHA	11.32 Q	. 0.169
4	6		Christine Arron	FRA	11.36	. 0.191
5	9		Daria Korczynska	POL	11.41	. 0.151
6	2		Natalia Rusakova	RUS	11.49	. 0.186
7	3		Yomara Hinestroza	COL	11.66	. 0.170
8	8		Vu Thi Huong	VIE	11.70	. 0.186

Heat 4
16 August 2008 - 20:56

Position	Lane	Bib	Athlete	Country	Mark	. React
1	6		Kerron Stewart	JAM	10.98 Q	. 0.156
2	4		Lauryn Williams	USA	11.07 Q	. 0.150
3	5		Kim Gevaert	BEL	11.10 Q	. 0.149
4	7		Yulia Nestsiarenka	BLR	11.14 q	(SB) 0.187
5	8		Tahesia Harrigan	IVB	11.36	(SB) 0.156
6	3		Semoy Hackett	TRI	11.46	. 0.162

7	9	Guzel Khubbieva	UZB	11.49	.	0.152
8	2	Lucimar Aparecida de Moura	BRA	11.67	.	0.152

Heat 5
16 August 2008 - 21:03

Position	Lane	Bib	Athlete	Country	Mark	. React
1	6		Torri Edwards	USA	11.31 Q	. 0.160
2	8		Lina Grincikaitė	LTU	11.33 Q (PB)	. 0.161
3	5		Ivet Lalova	BUL	11.40 Q	. 0.181
4	4		Ezinne Okparaebo	NOR	11.45	. 0.169
5	2		Barbara Pierre	HAI	11.56	. 0.197
6	7		Anita Pistone	ITA	11.56	. 0.148
7	9		Paulette Zang-Milama	GAB	11.59	. 0.191
8	3		Sasha Springer	TRI	11.71	. 0.204

The XXIX Olympic Games
Beijing (National Stadium) (NZL) - Saturday, Aug 16, 2008
Shot Put - W FINAL

16 August 2008 - 21:10

Position	Bib	Athlete	Country	Mark	.
1		Valerie Vili	NZL	20.56	(AR)
2		Natallia Mikhnevich	BLR	20.28	.
3		Nadzeya Ostapchuk	BLR	19.86	.
4		Misleydis González	CUB	19.50	(PB)
5		Lijiao Gong	CHN	19.20	.
6		Anna Omarova	RUS	19.08	.
7		Nadine Kleinert	GER	19.01	.
8		Meiju Li	CHN	19.00	.
9		Olga Ivanova	RUS	18.44	.
10		Mailín Vargas	CUB	18.28	.
11		Christina Schwanitz	GER	18.27	.
12		Jillian Camarena	USA	18.24	.
13		Chiara Rosa	ITA	18.22	.
14		Ling Li	CHN	17.94	.
15		Michelle Carter	USA	17.74	.

Athlete	1st	2nd	3rd	4th	5th	6th
Valerie Vili	20.56	20.40	20.26	20.01	20.52	
Natallia Mikhnevich	19.16	20.28	19.87	19.82	19.94	20.10

Nadzeya Ostapchuk		18.69	18.36	19.86	19.36
Misleydis González	19.30		19.01	19.23	19.50
Lijiao Gong	18.45	18.75	18.90	18.92	19.04
Anna Omarova	19.08	18.21			18.76
Nadine Kleinert	18.30	18.68	19.01	18.99	18.81
Meiju Li	18.68	18.99	18.74		18.85
Olga Ivanova	17.96		18.44		
Mailin Vargas	18.28	17.88	17.74		
Christina Schwanitz		17.96	18.27		
Jillian Camarena	18.09	18.24	17.44		
Chiara Rosa	18.22	17.98			
Ling Li	17.94		17.81		
Michelle Carter	16.97	17.65	17.74		

The XXIX Olympic Games
Beijing (National Stadium) (USA) - Saturday, Aug 16, 2008
400 Metres Hurdles - M SEMI-FINAL
Qual. rule: first 4 of each heat (Q) qualified

Heat 1
16 August 2008 - 21:15

Position	Lane	Bib	Athlete	Country	Mark	. React
1	5		Angelo Taylor	USA	47.94 Q	(SB) 0.164
2	6		Bershawn Jackson	USA	48.02 Q	(SB) 0.164
3	4		L.J. van Zyl	RSA	48.57 Q	. 0.251
4	9		Marek Plawgo	POL	48.75 Q	. 0.318
5	8		Isa Phillips	JAM	48.85	. 0.294
6	2		Aleksandr Derevyagin	RUS	49.23	. 0.186
7	7		Pieter de Villiers	RSA	49.44	. 0.172
8	3		Javier Culson	PUR	49.85	. 0.248

Heat 2
16 August 2008 - 21:24

Position	Lane	Bib	Athlete	Country	Mark	. React
1	7		Kerron Clement	USA	48.27 Q	. 0.316
2	4		Danny McFarlane	JAM	48.33 Q	(SB) 0.259
3	5		Markino Buckley	JAM	48.50 Q	(PB) 0.306
4	6		Periklís Iakovákis	GRE	48.69 Q	(SB) 0.300
5	9		Alwyn Myburgh	RSA	49.16	. 0.361
6	3		Jonathan Williams	BIZ	49.64	. 0.166

7	8	Mahau Sugimachi	BRA	50.16	.	0.299
8	2	Bayano Kamani	PAN	50.48	.	0.221

The XXIX Olympic Games
Beijing (National Stadium) (EST) - Saturday, Aug 16, 2008
800 Metres - W HEPTATHLON

Heat 1
16 August 2008 - 21:35

Position	Lane	Bib	Athlete	Country	Mark		. Points
1	7		Kaie Kand	EST	2:13.36	(PB)	916
2	2		Györgyi Farkas	HUN	2:14.05	(PB)	906
3	3		Aryiró Stratáki	GRE	2:14.57	(PB)	899
4	8		Linda Züblin	SUI	2:18.68	.	842
5	4		Sushmitha Singha Roy	IND	2:21.14	.	808
6	5		Yana Maksimava	BLR	2:21.55	.	803
7	6		Julie Hollman	GBR	2:22.54	.	789

Heat 2
16 August 2008 - 21:44

Position	Lane	Bib	Athlete	Country	Mark		. Points
1	3		Rebecca Wardell	NZL	2:13.65	.	912
2	4		Ida Marcussen	NOR	2:14.96	(SB)	893
3	8		Gretchen Quintana	CUB	2:20.31	.	819
4	5		Niina Kelo	FIN	2:20.97	(PB)	810
5	2		G. Pramila Aiyappa	IND	2:23.46	.	777
6	7		Yuliya Tarasova	UZB	2:26.19	(SB)	741
7	6		Javur J. Shobha	IND	2:27.50	.	725

Heat 3
16 August 2008 - 21:53

Position	Lane	Bib	Athlete	Country	Mark		. Points
1	7		Hanna Melnychenko	UKR	2:15.23	.	890
2	4		Sonja Kesselschläger	GER	2:15.94	.	880
3	6		Lucimara da Silva	BRA	2:16.20	(PB)	876
4	3		Aiga Grabuste	LAT	2:16.87	.	867
5	8		Haili Liu	CHN	2:18.84	(PB)	839
6	5		Ida Antoinette Nana Djimou	FRA	2:20.96	.	811
.	2		Laurien Hoos	NED	DNS	.	0

Heat 4

Heptathlon - Women

16 August 2008 - 22:02

Position	Lane	Bib	Athlete	Country	Mark		. Points
1	8		Karolina Tyminska	POL	2:07.08	.	1008
2	4		Lilli Schwarzkopf	GER	2:10.91	(SB)	951
3	2		Jennifer Oeser	GER	2:11.33	(PB)	945
4	5		Kylie Wheeler	AUS	2:11.49	(SB)	943
5	7		Marie Collonvill�	FRA	2:11.81	(PB)	938
6	3		Olga Kurban	RUS	2:13.59	.	913
7	6		Kamila Chudzik	POL	2:21.97	.	797

Heat 5 - revised

16 August 2008 - 22:11

Position	Lane	Bib	Athlete	Country	Mark		. Points
1	8		Tatyana Chernova	RUS	2:06.50	(PB)	1016
2	5		Kelly Sotherton	GBR	2:07.34	(PB)	1004
3	9		Jessica Zelinka	CAN	2:07.95	(PB)	995
4	6		Anna Bogdanova	RUS	2:09.45	(PB)	973
5	4		Jolanda Keizer	NED	2:15.21	(PB)	890
6	3		Hyleas Fountain	USA	2:15.45	(PB)	886
7	7		Nataliya Dobrynska	UKR	2:17.72	(SB)	855
.	2		Lyudmila Blonska	UKR	DQ	.	0

The XXIX Olympic Games

Beijing (National Stadium) (JAM) - Saturday, Aug 16, 2008

100 Metres - M FINAL

16 August 2008 - 22:30

Wind: 0.0 m/s





Position	Lane	Bib	Athlete	Country	Mark		. React
1	4		Usain Bolt	JAM	9.69	(WR)	0.165
2	5		Richard Thompson	TRI	9.89	(PB)	0.133
3	6		Walter Dix	USA	9.91	(PB)	0.133
4	9		Churandy Martina	AHO	9.93	(NR)	0.169
5	7		Asafa Powell	JAM	9.95	.	0.134
6	2		Michael Frater	JAM	9.97	(PB)	0.147
7	8		Marc Burns	TRI	10.01	.	0.145
8	3		Darvis Patton	USA	10.03	.	0.142

Heptathlon Woman - Summary

Pos	Athlete Country	Points	100 Metres Hurdles	High Jump	Shot Put	200 Metres	Long Jump	Javelin Throw	800 Metres
1	<u>Nataliya Dobrynska</u>  UKR	6733 PB	1059 13.44 +0.0	978 1.80	1015 17.29	944 24.39 +0.1	1049 6.63 +0.3	833 48.60	855 2:17.72
2	<u>Hyleas Fountain</u>  USA	6619	1158 12.78 +0.4	1093 1.89	751 13.36	1058 23.21 +0.3	969 6.38 +0.3	704 41.93	886 2:15.45
3	<u>Tatyana Chernova</u>  RUS	6591	1028 13.65 +0.5	1016 1.83	719 12.88	986 23.95 +0.3	997 6.47 +0.4	829 48.37	1016 2:06.50
4	<u>Kelly Sotherton</u>  GBR	6517	1097 13.18 +0.4	1016 1.83	785 13.87	1040 23.39 +0.3	953 6.33 +0.1	622 37.66	1004 2:07.34
5	<u>Jessica Zelinka</u>  CAN	6490 NR	1129 12.97 +0.4	941 1.77	780 13.79	1016 23.64 +0.3	887 6.12 +0.3	742 43.91	995 2:07.95
6	<u>Anna Bogdanova</u>  RUS	6465 PB	1111 13.09 +0.4	1054 1.86	799 14.08	958 24.24 +0.0	991 6.45 +0.6	579 35.41	973 2:09.45
7	<u>Karolina Tyminska</u>  POL	6428 PB	1033 13.62 +0.2	941 1.77	799 14.08	1040 23.39 +0.3	1017 6.53 +0.6	590 35.97	1008 2:07.08
8	<u>Lilli Schwarzkopf</u>  GER	6379	1017 13.73 +0.5	978 1.80	835 14.61	864 25.25 +0.1	837 5.96 +1.0	897 51.88	951 2:10.91
9	<u>Jolanda Keizer</u>  NED	6370 PB	993 13.90 +0.0	1016 1.83	871 15.15	984 23.97 +0.0	896 6.15 +0.5	720 42.76	890 2:15.21
10	<u>Kylie Wheeler</u>  AUS	6369 PB	1024 13.68 +0.2	1093 1.89	731 13.06	954 24.28 +0.0	883 6.11 +0.7	741 43.81	943 2:11.49
11	<u>Jennifer Oeser</u>  GER	6360	1040 13.57 +0.5	978 1.80	769 13.62	917 24.67 +0.4	899 6.16 +0.1	812 47.53	945 2:11.33
12	<u>Marie Collonville</u>  FRA	6302 SB	1040 13.57 +0.5	1054 1.86	689 12.42	881 25.06 +0.1	915 6.21 +0.7	785 46.14	938 2:11.81

13	<u>Olga Kurban</u>  RUS	6192	1011	941	783	948	874	722	913
			13.77	1.77	13.84	24.34	6.08	42.85	2:13.59
			+0.4			+0.3	+0.4		
14	<u>Hanna Melnychenko</u>  UKR	6165	1047	978	739	947	975	589	890
			13.52	1.80	13.18	24.35	6.40	35.89	2:15.23
			+0.4			+0.0	+0.0		
15	<u>Kamila Chudzik</u>  POL	6157	1008	941	817	854	840	900	797
			13.79	1.77	14.34	25.36	5.97	52.05	2:21.97
			+0.5			+0.0	+0.6		
16	<u>Sonja Kesselschläger</u>  GER	6140	1050	941	816	841	862	750	880
			13.50	1.77	14.33	25.50	6.04	44.28	2:15.94
			+0.5			+0.1	+0.0		
17	<u>Lucimara da Silva</u>  BRA	6076	1043	1016	634	928	905	674	876
	AR		13.55	1.83	11.59	24.56	6.18	40.34	2:16.20
			+0.5			+0.4	-0.2		
18	<u>Ida Antoinette Nana Djimou</u>  FRA	6055	1000	867	735	896	899	847	811
			13.85	1.71	13.12	24.90	6.16	49.32	2:20.96
			+0.5			+0.4	+0.9		
19	<u>Aiga Grabuste</u>  LAT	6050	1010	941	707	914	962	649	867
	PB		13.78	1.77	12.70	24.71	6.36	39.02	2:16.87
			+0.8			-0.1	+0.5		
20	<u>Haili Liu</u>  CHN	6041	1041	941	708	936	874	702	839
	PB		13.56	1.77	12.71	24.47	6.08	41.79	2:18.84
			+0.2			+0.4	+0.5		
21	<u>Ida Marcussen</u>  NOR	6015	968	867	725	885	868	809	893
			14.07	1.71	12.97	25.02	6.06	47.37	2:14.96
			+0.8			+0.1	+0.3		
22	<u>Rebecca Wardell</u>  NZL	5989	968	867	813	920	801	708	912
			14.07	1.71	14.28	24.64	5.84	42.14	2:13.65
			+0.8			+0.0	+0.3		
23	<u>Niina Kelo</u>  FIN	5911	985	795	849	806	777	889	810
	SB		13.95	1.65	14.82	25.90	5.76	51.48	2:20.97
			+0.8			-0.1	+0.4		
24	<u>Aryiró Stratáki</u>  GRE	5893	971	830	742	844	840	767	899
			14.05	1.68	13.22	25.47	5.97	45.20	2:14.57
			+0.0			+0.1	+0.0		
25	<u>Gretchen Quintana</u>  CUB	5830	1011	830	734	948	856	632	819
			13.77	1.68	13.10	24.34	6.02	38.14	2:20.31
			+0.2			+0.0	+0.2		
26	<u>Yuliya Tarasova</u>  UZB	5785	974	867	701	946	825	731	741
			14.03	1.71	12.60	24.36	5.92	43.31	2:26.19

			+0.8			-0.1	+0.8		
27	<u>G. Pramila Aiyappa</u>  IND	5771	983	903	639	894	883	692	777
			13.97	1.74	11.66	24.92	6.11	41.27	2:23.46
			+0.2			+0.3	+0.4		
28	<u>Györgyi Farkas</u>  HUN	5760	887	903	665	788	877	734	906
			14.66	1.74	12.06	26.10	6.09	43.45	2:14.05
			+0.0			-0.1	+0.7		
29	<u>Javur J. Shobha</u>  IND	5749	1033	795	732	922	807	735	725
			13.62	1.65	13.07	24.62	5.86	43.50	2:27.50
			+0.2			+0.4	+0.3		
30	<u>Linda Züblin</u>  SUI	5743	993	759	684	888	771	806	842
			13.90	1.62	12.34	24.99	5.74	47.19	2:18.68
			+0.2			+0.4	+0.1		
31	<u>Julie Hollman</u>  GBR	5729	918	941	691	850	890	650	789
			14.43	1.77	12.45	25.41	6.13	39.08	2:22.54
			+0.0			+0.1	+1.1		
32	<u>Sushmitha Singha Roy</u>  IND	5705	963	867	613	948	843	663	808
			14.11	1.71	11.27	24.34	5.98	39.79	2:21.14
			+0.2			+0.3	+0.5		
33	<u>Kaie Kand</u>  EST	5677	913	795	721	842	774	716	916
		SB	14.47	1.65	12.91	25.49	5.75	42.51	2:13.36
			+0.0			+0.1	+0.5		
34	<u>Yana Maksimava</u>  BLR	4806	880	903	767	802	0	651	803
			14.71	1.74	13.60	25.94	NM	39.14	2:21.55
			+0.0			-0.1			
	<u>Denisa Šcerbová</u>  CZE	DNF	995	795					
			13.88	1.65					
			+0.4						
	<u>Lyudmila Blonska</u>  UKR	DQ	0	0	0	0	0	0	0
			DQ	DQ	DQ	DQ	DQ	DQ	DQ
			+0.5			+0.0	+0.6		
	<u>Laurien Hoos</u>  NED	DNF	1047	795	860	927	771	832	
			13.52	1.65	14.98	24.57	5.74	48.54	
			+0.2			+0.4	+1.2		
	<u>Jacquelyn Johnson</u>  USA	DNF	1091	941	649	911	813		
			13.22	1.77	11.82	24.74	5.88		
			+0.4			+0.4	+0.6		
	<u>Irina Naumenko</u>  KAZ	DNF	0						
			DNF						
			+0.0						

<u>Diana Pickler</u>	DNF	939				
 USA		14.28				
		+0.4				
<u>Austra Skujyte</u>	DNF	914	941	997	850	0
 LTU		14.46	1.77	17.02	25.40	NM
		+0.8			+0.1	
<u>Wassana Winatho</u>	DNF	988	830			
 THA		13.93	1.68			
		+0.0				
<u>Viktorija Zemaityté</u>	DNF	917	903	795	881	0
 LTU		14.44	1.74	14.01	25.06	NM
		+0.8			-0.1	

The XXI X Olympic Games
Beijing (National Stadium) (ROU) - Sunday, Aug 17, 2008
Marathon - W FINAL

17 August 2008 - 7:30

Position	Bib	Athlete	Country	Mark	
1		Constantina Tomescu	ROU	2:26:44	(SB)
2		Catherine Ndereba	KEN	2:27:06	.
3		Chunxiu Zhou	CHN	2:27:07	(SB)
4		Xiaolin Zhu	CHN	2:27:16	(SB)
5		Martha Komu	KEN	2:27:23	.
6		Mara Yamauchi	GBR	2:27:29	.
7		Irina Timofeyeva	RUS	2:27:31	.
8		Lidia Simon	ROU	2:27:51	.
9		Souad Aït Salem	ALG	2:28:29	.
10		Salina Jebet Kosgei	KEN	2:29:28	.
11		Zivilé Balciūnaitė	LTU	2:29:33	.
12		Kum-Ok Kim	PRK	2:30:01	(SB)
13		Yurika Nakamura	JPN	2:30:19	.
14		Anna Incerti	ITA	2:30:55	(PB)
15		Dire Tune	ETH	2:31:16	.
16		Nina Rillstone	NZL	2:31:16	.
17		Bruna Genovese	ITA	2:31:31	.
18		Luminita Talpos	ROU	2:31:41	.
19		Madaí Pérez	MEX	2:31:47	.

20	Christelle Daunay	FRA	2:31:48	.
21	Benita Johnson	AUS	2:32:06	.
22	Svetlana Zakharova	RUS	2:32:16	.
23	Paula Radcliffe	GBR	2:32:38	.
24	Monika Drybulska	POL	2:32:39	(SB)
25	Eun-jung Lee	KOR	2:33:07	.
26	Liz Yelling	GBR	2:33:12	.
27	Blake Russell	USA	2:33:13	.
28	Beata Naigambo	NAM	2:33:29	.
29	Vincenza Sicari	ITA	2:33:31	.
30	Dorota Gruca	POL	2:33:32	.
31	Tetyana Filonyuk	UKR	2:33:35	.
32	Marisa Barros	POR	2:34:08	.
33	Lisa Jane Weightman	AUS	2:34:16	.
34	Kirsten Melkevik Otterbu	NOR	2:34:35	.
35	Liza Hunter-Galvan	NZL	2:34:51	.
36	Yong-Ok Jong	PRK	2:34:52	.
37	Rasa Drazdauskaitė	LTU	2:35:09	.
38	Melanie Kraus	GER	2:35:17	.
39	María Portillo	PER	2:35:19	(NR)
40	Helalia Johannes	NAM	2:35:22	.
41	Shujing Zhang	CHN	2:35:35	.
42	Lucia Kimani	BIH	2:35:47	(NR)
43	Sandra Ruales	ECU	2:35:53	(PB)
44	Kate Smyth	AUS	2:36:10	.
45	Yesenia Centeno	ESP	2:36:25	.
46	Ana Dias	POR	2:36:25	.
47	Nebiat Habtemariam	ERI	2:37:03	.
48	Bun-Hui Jo	PRK	2:37:04	.
49	Tabitha Tsatsa	ZIM	2:37:10	.
50	Bahar Dogan	TUR	2:37:12	(PB)
51	Marily dos Santos	BRA	2:38:10	.
52	Susanne Hahn	GER	2:38:31	.
53	Eun-hee Chae	KOR	2:38:52	.
54	Alessandra Aguilar	ESP	2:39:29	.

55	Patricia Rétiz	MEX	2:39:34	.
56	Sun-young Lee	KOR	2:43:23	.
57	Eva-Maria Gradwohl	AUT	2:44:24	.
58	Yuliya Arzipova	KGZ	2:44:41	.
59	Sonia Calizaya	BOL	2:45:53	.
60	Eléni Dónta	GRE	2:46:44	.
61	Karina Pérez	MEX	2:47:02	.
62	Bertha Sánchez	COL	2:47:02	.
63	Pauline Curley	IRL	2:47:16	.
64	Maria José Pueyo	ESP	2:48:01	.
65	Petra Teveli	HUN	2:48:32	.
66	Epiphanie Nyirabarambe	RWA	2:49:32	.
67	Zuzana Šaríková	SVK	2:49:39	.
68	Gabriela Traña	CRC	2:53:45	.
69	Oksana Sklyarenko	UKR	2:55:39	.
.	Mamorallo Tjoka	LES	DNF	.
.	Magdalena Lewy-Boulet	USA	DNF	.
.	Valentina Delion	MDA	DNF	.
.	Deena Kastor	USA	DNF	.
.	Olivera Jevtic	SRB	DNF	.
.	Gete Wami	ETH	DNF	.
.	Berhane Adere	ETH	DNF	.
.	Beáta Rakoncزai	HUN	DNF	.
.	Reiko Tosa	JPN	DNF	.
.	Galina Bogomolova	RUS	DNF	.
.	Inês Monteiro	POR	DNF	.
.	Mariana Dias Ximenes	TLS	DNF	.
.	Nadia Ejjafini	BRN	DNS	.

The XXIX Olympic Games
Beijing (National Stadium) (ESP) - Sunday, Aug 17, 2008
100 Metres Hurdles - W HEATS
Qual. rule: first 2 of each heat (Q) plus the 6 fastest times (q) qualified

Heat 1
17 August 2008 - 19:00

Position	Lane	Bib	Athlete	Country	Mark	. React
1	4		Josephine Onyia	ESP	12.68 Q	0.166

2	9	Susanna Kallur	SWE	12.68 Q	.	0.194
3	8	Nevin Yanit	TUR	12.94 q	.	0.186
4	2	Aurelia Trywińska-Kollasch	POL	12.98 q	.	0.181
5	3	Micol Cattaneo	ITA	13.13	.	0.179
6	6	Lucie Skrobáková	CZE	13.18	.	0.186
7	5	Katsiaryna Paplouskaya	BLR	13.39	.	0.173
8	7	Miriám Bobková	SVK	13.65	.	0.230

Heat 2
17 August 2008 - 19:07

Position	Lane	Bib	Athlete	Country	Mark	. React
1	3		Vonette Dixon	JAM	12.69 Q	(SB) 0.186
2	4		Priscilla Lopes-Schliep	CAN	12.75 Q	. 0.130
3	5		Damu Cherry	USA	12.92 q	. 0.230
4	9		Carolin Nytra	GER	12.95 q	. 0.189
5	7		Aleksandra Antonova	RUS	13.18	. 0.158
6	8		Derval O'Rourke	IRL	13.22	. 0.152
7	6		Maíla Machado	BRA	13.45	. 0.178
8	2		Fadwa Al Bouza	SYR	14.24	(SB) 0.262

Heat 3
17 August 2008 - 19:14

Position	Lane	Bib	Athlete	Country	Mark	. React
1	8		Delloreen Ennis-London	JAM	12.82 Q	. 0.142
2	2		Sally McLellan	AUS	12.83 Q	. 0.136
3	4		Sarah Claxton	GBR	12.97 q	. 0.166
4	7		Yuliya Kondakova	RUS	13.07	. 0.193
5	5		Angela Whyte	CAN	13.11	. 0.153
6	3		Yenima Arencibia	CUB	13.43	. 0.186
7	6		Flóra Redoumi	GRE	13.56	. 0.172
8	9		Edit Vári	HUN	13.59	. 0.175

Heat 4
17 August 2008 - 19:21

Position	Lane	Bib	Athlete	Country	Mark	. React
1	7		LoLo Jones	USA	12.71 Q	. 0.160
2	5		Anay Tejeda	CUB	12.84 Q	. 0.158
3	2		Reina-Flor Okori	FRA	12.98 q	. 0.175
4	3		Christina Vukicevic	NOR	13.05	(PB) 0.155
5	8		Tatyana Dektyareva	RUS	13.05	. 0.209
6	4		Natalya Ivoninskaya	KAZ	13.20	. 0.166

7	9	Toyin Augustus	NGR	13.34	.	0.170
8	6	Jeimy Bernardez	HON	14.29	.	0.207

Heat 5
17 August 2008 - 19:28

Position	Lane	Bib	Athlete	Country	Mark	. React
1	9		Brigitte Foster-Hylton	JAM	12.69 Q	0.177
2	4		Dawn Harper	USA	12.73 Q	0.199
3	8		Anastasiya Pelepenko	KAZ	12.99	0.171
4	6		Aleesha Barber	TRI	13.01	(NR) 0.175
5	2		Yevgeniya Snihur	UKR	13.06	0.150
6	7		Nadine Faustin-Parker	HAI	13.25	0.160
7	3		Dedeh Erawati	INA	13.49	(NR) 0.176
.	5		Fatmata Fofanah	GUI	DNF	0.160

The XXIX Olympic Games
Beijing (National Stadium) (SLO) - Sunday, Aug 17, 2008
Hammer Throw - M FINAL

17 August 2008 - 19:10

Position	Bib	Athlete	Country	Mark	.
1		Primož Kozmus	SLO	82.02	(SB)
2		Vadim Devyatovskiy	BLR	81.61	.
3		Ivan Tsikhan	BLR	81.51	.
4		Krisztián Pars	HUN	80.96	.
5		Koji Murofushi	JPN	80.71	.
6		Olli-Pekka Karjalainen	FIN	79.59	(SB)
7		Szymon Ziółkowski	POL	79.22	.
8		Libor Charfreitag	SVK	78.65	.
9		Markus Esser	GER	77.10	.
10		András Haklits	CRO	76.58	.
11		Dilshod Nazarov	TJK	76.54	.
12		James Steacy	CAN	75.72	.

Athlete	1st	2nd	3rd	4th	5th	6th
Primož Kozmus	80.75	82.02	80.79	80.64	80.98	80.85
Vadim Devyatovskiy	79.00	81.61			80.86	
Ivan Tsikhan	78.49	80.56	79.59	78.89	81.51	80.87
Krisztián Pars	78.05	80.96		80.16	80.11	79.83
Koji Murofushi	79.47	80.71	79.94	77.96	78.22	77.26

Olli-Pekka Karjalainen	77.92	79.59	78.99		78.88
Szymon Ziółkowski	75.92	79.22	79.07	79.04	76.16
Libor Charfreitag		77.62	76.83	77.26	78.65
Markus Esser	74.56		77.10		
András Haklits		75.78	76.58		
Dilshod Nazarov	72.97	76.54			
James Steacy	75.72	75.54	74.06		

The XXIX Olympic Games
Beijing (National Stadium) (JAM) - Sunday, Aug 17, 2008
100 Metres - W SEMI-FINAL
Qual. rule: first 4 of each heat (Q) qualified

Heat 1
17 August 2008 - 19:45

Position	Lane	Bib	Athlete	Country	Mark	. React
1	6		Shelly-Ann Fraser	JAM	11.00 Q	0.217
2	4		Muna Lee	USA	11.06 Q	0.155
3	7		Lauryn Williams	USA	11.10 Q	0.174
4	5		Sherone Simpson	JAM	11.11 Q	0.166
5	9		Chandra Sturrup	BAH	11.22	0.159
6	8		Lina Grincikaitė	LTU	11.50	0.163
7	3		Ivet Lalova	BUL	11.51	0.171
8	2		Vida Anim	GHA	11.51	0.189

Heat 2
17 August 2008 - 19:53

Position	Lane	Bib	Athlete	Country	Mark	. React
1	7		Kerron Stewart	JAM	11.05 Q	0.202
2	4		Torri Edwards	USA	11.18 Q	0.174
3	3		Jeanette Kwakye	GBR	11.19 Q	0.156
4	6		Debbie Ferguson-McKenzie	BAH	11.22 Q	0.184
5	2		Yulia Nestsarenka	BLR	11.26	0.156
6	8		Kim Gevaert	BEL	11.30	0.194
7	5		Yevgeniya Polyakova	RUS	11.38	0.173
8	9		Oludamola Osayomi	NGR	11.44	0.208

The XXIX Olympic Games
Beijing (National Stadium) (USA) - Sunday, Aug 17, 2008
400 Metres Hurdles - W HEATS
Qual. rule: first 3 of each heat (Q) plus the 4 fastest times (q) qualified

Heat 1
17 August 2008 - 20:10

Position	Lane	Bib	Athlete	Country	Mark	. React
1	3		Tiffany Williams	USA	55.51 Q	0.222
2	5		Irina Obedina	RUS	55.71 Q	0.228
3	6		Satomi Kubokura	JPN	55.82 Q	(SB) 0.239
4	2		Shevon Stoddart	JAM	56.52	0.238
5	7		Ieva Zunda	LAT	57.43	0.203
6	4		Lucimar Teodoro	BRA	57.68	0.272

Heat 2
17 August 2008 - 20:18

Position	Lane	Bib	Athlete	Country	Mark	. React
1	6		Tasha Danvers	GBR	55.19 Q	(SB) 0.174
2	4		Anastasia Ott	RUS	55.34 Q	0.215
3	8		Nickiesha Wilson	JAM	55.75 Q	0.370
4	7		Angela Morosanu	ROU	56.07 q	(SB) 0.259
5	2		Sheena Tosta	USA	56.12 q	0.196
6	5		Nikolina Horvat	CRO	56.65	0.260
7	3		Michelle Carey	IRL	57.99	0.247

Heat 3
17 August 2008 - 20:26

Position	Lane	Bib	Athlete	Country	Mark	. React
1	8		Melaine Walker	JAM	54.46 Q	0.272
2	2		Anastasiya Rabchenyuk	UKR	55.18 Q	0.218
3	5		Tsvetelina Kirilova	BUL	55.22 Q	(PB) 0.177
4	3		Queen Harrison	USA	55.96 q	0.201
5	4		Aïssata Soulama	BUR	56.37 q	0.258
6	6		Carole Kaboud Mebam	CMR	57.81	0.215
7	7		Galina Pedan	KGZ	1:00.31	0.222

Heat 4
17 August 2008 - 20:34

Position	Lane	Bib	Athlete	Country	Mark	. React
1	7		Ekaterina Bikert	RUS	55.15 Q	0.210
2	8		Anna Jesien	POL	55.35 Q	0.206
3	6		Zuzana Hejnová	CZE	55.91 Q	0.193
4	5		Tatyana Azarova	KAZ	56.88	0.277
5	2		Muna Jabir Adam	SUD	57.16	0.248
6	3		Josanne Lucas	TRI	57.76	0.273
7	4		Laia Forcadell	ESP	58.64	0.253

The XXIX Olympic Games
Beijing (National Stadium) (GBR) - Sunday, Aug 17, 2008
High Jump - M QUALIFICATION
 Qual. rule: qualification standard 2.32m or at least best 12 qualified

Group A
17 August 2008 - 20:20

Position	Bib	Athlete	Country	Mark	
1		Germaine Mason	GBR	2.29 q	.
1		Jaroslav Bába	CZE	2.29 q	.
3		Raul Spank	GER	2.29 q	.
4		Stefan Holm	SWE	2.29 q	.
5		Rožle Prezelj	SLO	2.25 q	.
5		Yaroslav Rybakov	RUS	2.25 q	.
7		Andra Manson	USA	2.25	.
8		Andrea Bettinelli	ITA	2.25	.
8		Vyacheslav Voronin	RUS	2.25	.
8		Mickael Hanany	FRA	2.25	.
11		Dragutin Topic	SRB	2.25	.
12		Niki Palli	ISR	2.20	.
12		Donald Thomas	BAH	2.20	.
14		Majed Tarad Ghazal	SYR	2.20	(=NR)
14		Michal Bieniek	POL	2.20	.
16		Dusty Jonas	USA	2.20	.
17		Gerardo Martínez	MEX	2.15	.
17		Peter Horák	SVK	2.15	.
19		Konstadínos Baniótiis	GRE	2.10	.
20		Oleksandr Nartov	UKR	2.10	.

Athlete	2.10	2.10	2.15	2.15	2.20	2.20	2.25	2.25	2.29	2.29
Germaine Mason	o	o	o	o						
Jaroslav Bába	o	o	o	o						
Raul Spank	o	o	xo	o						
Stefan Holm	o	o	xo							
Rožle Prezelj	o	o	o	xxx						
Yaroslav Rybakov	o	o	o	xxx						
Andra Manson	xo	xo	o	xxx						
Andrea Bettinelli	o	o	xo	xxx						
Vyacheslav Voronin	o	o	xo	xxx						

Mickael Hanany	o	o	o	xo	xxx
Dragutin Topic	o	xo	xo	xxx	
Niki Palli	o	o	o	xxx	
Donald Thomas	o	o	xxx		
Majed Tarad Ghazal	o	xo	o	xxx	
Michal Bieniek	xo	o	xxx		
Dusty Jonas	o	o	xo	xxx	
Gerardo Martínez	o	xo	xxx		
Peter Horák	o	xo	xxx		
Konstadinos Banióti	xo	xxx			
Oleksandr Nartov	xxo	xxx			

Group B
17 August 2008 - 20:20

Position	Bib	Athlete	Country	Mark						
1		Tomáš Janku	CZE	2.29 q	.					
1		Jessé de Lima	BRA	2.29 q	.					
3		Martyn Bernard	GBR	2.29 q	.					
3		Andrey Silnov	RUS	2.29 q	.					
5		Filippo Campioli	ITA	2.25 q	.					
6		Tom Parsons	GBR	2.25 q	.					
7		Kyriakos Ioannou	CYP	2.25	.					
8		Michael Mason	CAN	2.25	.					
8		Jesse Williams	USA	2.25	.					
10		Dmytro Dem'yanyuk	UKR	2.20	.					
11		Linus Thörnblad	SWE	2.20	.					
12		James Grayman	ANT	2.20	.					
13		Kabelo Kgosiemang	BOT	2.20	.					
13		Javier Bermejo	ESP	2.20	.					
13		Alessandro Talotti	ITA	2.20	.					
16		Hup Wei Lee	MAS	2.20	.					
17		Yuriy Krimarenko	UKR	2.15	.					
18		Naoyuki Daigo	JPN	2.15	.					
19		Sergey Zasimovich	KAZ	2.10	.					
.		Haiqiang Huang	CHN	NM	.					
Athlete		2.10	2.10	2.15	2.15	2.20	2.20	2.25	2.29	2.29
Tomáš Janku	o	o	o	o	o					

Jessé de Lima	o	o	o	o	
Martyn Bernard	o	o	o	xo	
Andrey Silnov	o	o	o	xo	
Filippo Campioli	o	o	o	o	xxx
Tom Parsons	o	xo	o	xxx	
Kyriakos Ioannou	xo	xo	xo	xxx	
Michael Mason	o	o	xxo	xxx	
Jesse Williams	o	o	xxo	xxx	
Dmytro Dem'yanyuk	o	o	o	xxx	
Linus Thörnblad	o	xo	xxx		
James Grayman	xo	xxo	xo	xxx	
Kabelo Kgosiemang	o	xxo	xxx		
Javier Bermejo	o	o	xxo	xxx	
Alessandro Talotti	o	o	xxo	xxx	
Hup Wei Lee	o	xo	xxo	xxx	
Yuriy Krimarenko	o	xo	xxx		
Naoyuki Daigo	xxo	xxo	xxx		
Sergey Zasimovich	xo	xxx			
Haiqiang Huang					

The XXI X Olympic Games
Beijing (National Stadium) (GBR) - Sunday, Aug 17, 2008
400 Metres - W SEMI-FINAL
Qual. rule: first 2 of each heat (Q) plus the 2 fastest times (q) qualified

Heat 1
17 August 2008 - 21:00

Position	Lane	Bib	Athlete	Country	Mark		. React
1	4		Christine Ohuruogu	GBR	50.14 Q	(SB)	0.233
2	5		Shericka Williams	JAM	50.28 Q	(SB)	0.240
3	7		Tatyana Firova	RUS	50.31 q	.	0.246
4	6		Aliann Pompey	GUY	50.93	(=NR)	0.194
5	8		Mary Wineberg	USA	51.13	.	0.203
6	3		Indira Terrero	CUB	51.80	.	0.367
7	9		Muizat Ajoke Odumosu	NGR	52.45	.	0.387
8	2		Gabriela Medina	MEX	52.97	.	0.250

Heat 2
17 August 2008 - 21:07

Position	Lane	Bib	Athlete	Country	Mark	. React
----------	------	-----	---------	---------	------	---------

1	7	Sanya Richards	USA	49.90 Q	.	0.190
2	4	Anastasiya Kapachinskaya	RUS	50.30 Q	(PB)	0.249
3	5	Novlene Williams	JAM	51.06	.	0.255
4	6	Christine Amertil	BAH	51.51	.	0.222
5	2	Joy Eze	NGR	51.87	.	0.375
6	3	Lee McConnell	GBR	52.11	.	0.243
7	9	Carline Muir	CAN	52.37	.	0.399
8	8	Racheal Nachula	ZAM	52.67	.	0.223

Heat 3

17 August 2008 - 21:14

Position	Lane	Bib	Athlete	Country	Mark	. React	
1	7		Yulia Gushchina	RUS	50.48 Q	.	0.189
2	4		Amantle Montsho	BOT	50.54 Q	.	0.226
3	6		Rosemarie Whyte	JAM	50.63 q	.	0.190
4	9		Nicola Sanders	GBR	50.71	(SB)	0.197
5	5		Libania Grenot	ITA	50.83	(NR)	0.233
6	8		Folasade Abugan	NGR	51.30	.	0.343
7	2		DeeDee Trotter	USA	51.87	.	0.235
8	3		Nawal El Jack	SUD	54.18	.	

The XXIX Olympic Games
Beijing (National Stadium) (RUS) - Sunday, Aug 17, 2008
3000 Metres Steeplechase - W FINAL

17 August 2008 - 21:30

Position	Bib	Athlete	Country	Mark	.
1		Gulnara Samitova-Galkina	RUS	8:58.81	(WR)
2		Eunice Jepkorir	KEN	9:07.41	(AR)
3		Yekaterina Volkova	RUS	9:07.64	(SB)
4		Tatyana Petrova	RUS	9:12.33	(SB)
5		Cristina Casandra	ROU	9:16.85	(NR)
6		Ruth Bisibori Nyangau	KEN	9:17.35	(PB)
7		Zemzem Ahmed	ETH	9:17.85	(NR)
8		Wioletta Frankiewicz	POL	9:21.76	(SB)
9		Jennifer Barringer	USA	9:22.26	(AR)
10		Anna Willard	USA	9:25.63	.
11		Elena Romagnolo	ITA	9:30.04	.
12		Zulema Fuentes-Pila	ESP	9:35.16	.

13	Habiba Ghribi	TUN	9:36.43	.
14	Roisin McGettigan	IRL	9:55.89	.
.	Marta Domínguez	ESP	DNF	.

The XXIX Olympic Games
Beijing (National Stadium) (CMR) - Sunday, Aug 17, 2008
Triple Jump - W FINAL

17 August 2008 - 21:35

Position	Bib	Athlete	Country	Mark	Wind	
1		Françoise Mbango Etone	CMR	15.39	(0.5)	(OR)
2		Tatyana Lebedeva	RUS	15.32	(0.5)	(SB)
3		Hrysopiýi Devetzi	GRE	15.23	(1.6)	(SB)
4		Olga Rypakova	KAZ	15.11	(0.3)	(AR)
5		Yargelis Savigne	CUB	15.05	(0.1)	.
6		Marija Šestak	SLO	15.03	(1.1)	(NR)
7		Viktoriya Gurova	RUS	14.77	(1.1)	.
8		Anna Pyatykh	RUS	14.73	(-0.2)	.
9		Olha Saladuha	UKR	14.70	(1.2)	.
10		Kaire Leibak	EST	14.13	(0.8)	.
11		Trecia Smith	JAM	14.12	(0.5)	.
12		Limei Xie	CHN	14.09	(0.8)	.

Athlete	1st	2nd	3rd	4th	5th	6th
Françoise Mbango Etone	15.19 (1.3)	15.39 (0.5)		14.82 (0.1)		14.88 (0.1)
Tatyana Lebedeva	15.00 (1.2)	15.17 (1.0)	15.32 (0.5)	14.40 (0.0)		
Hrysopiýi Devetzi	14.96 (0.8)	15.23 (1.6)				
Olga Rypakova		14.83 (0.6)	14.93 (0.5)	15.03 (0.6)	15.11 (0.3)	
Yargelis Savigne		14.87 (0.5)	14.77 (0.1)	15.05 (0.1)		14.91 (0.8)
Marija Šestak	15.03 (1.1)	14.65 (0.6)		14.46 (0.9)	14.47 (0.1)	14.75 (0.9)
Viktoriya Gurova	14.38 (0.6)	14.04 (0.6)	14.77 (1.1)		14.65 (0.1)	
Anna Pyatykh	14.67 (0.3)	14.73 (-0.2)	14.57 (0.6)		14.67 (0.3)	14.28 (0.3)
Olha Saladuha	12.78 (0.6)	14.70 (1.2)	11.29 (0.7)			

Kaire Leibak	12.19 (0.6)	14.13 (0.8)	
Trecia Smith	14.12 (0.5)	13.75 (0.4)	
Limei Xie	14.09 (0.8)	13.94 (0.7)	13.67 (0.3)

The XXIX Olympic Games
Beijing (National Stadium) (KEN) - Sunday, Aug 17, 2008
1500 Metres - M SEMI-FINAL

Qual. rule: first 5 of each heat (Q) plus the 2 fastest times (q) qualified

Heat 1
17 August 2008 - 21:55

Position	Bib	Athlete	Country	Mark	
1		Asbel Kipruto Kiprop	KEN	3:37.04	Q
2		Abdalaati Iguider	MAR	3:37.21	Q
3		Juan Carlos Higuero	ESP	3:37.31	Q
4		Christian Obrist	ITA	3:37.47	Q
5		Belal Mansoor Ali	BRN	3:37.60	Q
6		Juan van Deventer	RSA	3:37.75	q
7		Daham Najim Bashir	QAT	3:37.77	q
8		Carsten Schlangen	GER	3:37.94	
9		Nathan Brannen	CAN	3:39.10	
10		Mulugeta Wendimu	ETH	3:40.16	
11		Antar Zerguelaine	ALG	3:40.64	
12		Lopez Lomong	USA	3:41.00	

Heat 2
17 August 2008 - 22:04

Position	Bib	Athlete	Country	Mark	
1		Rashid Ramzi	BRN	3:37.11	Q
2		Mehdi Baala	FRA	3:37.47	Q
3		Andrew Baddeley	GBR	3:37.47	Q
4		Augustine Kiprono Choge	KEN	3:37.54	Q
5		Nicholas Willis	NZL	3:37.54	Q
6		Bernard Lagat	USA	3:37.79	
7		Deresse Mekonnen	ETH	3:37.85	
8		Tarek Boukensa	ALG	3:39.73	
9		Kevin Sullivan	CAN	3:40.30	
10		Mohamed Moustououi	MAR	3:40.90	

11	Arturo Casado	ESP	3:41.57	.
12	Leonel Manzano	USA	3:50.33	.

The XXIX Olympic Games
Beijing (National Stadium) (JAM) - Sunday, Aug 17, 2008
100 Metres - W FINAL

17 August 2008 - 22:25

Wind: 0.0 m/s

Position	Lane	Bib	Athlete	Country	Mark	. React
1	4		Shelly-Ann Fraser	JAM	10.78 (PB)	0.190
2	2		Sherone Simpson	JAM	10.98	0.155
2	7		Kerron Stewart	JAM	10.98	0.232
4	8		Lauryn Williams	USA	11.03	0.149
5	5		Muna Lee	USA	11.07	0.234
6	9		Jeanette Kwakye	GBR	11.14 (PB)	0.161
7	3		Debbie Ferguson-McKenzie	BAH	11.19	0.167
8	6		Torri Edwards	USA	11.20	0.179

The XXIX Olympic Games
Beijing (National Stadium) (ETH) - Sunday, Aug 17, 2008
10,000 Metres - M FINAL

17 August 2008 - 22:45

Position	Bib	Athlete	Country	Mark	.
1		Kenenisa Bekele	ETH	27:01.17	(OR)
2		Sileshi Sihine	ETH	27:02.77	.
3		Micah Kogo	KEN	27:04.11	(SB)
4		Moses Ndiema Masai	KEN	27:04.11	(SB)
5		Zersenay Tadese	ERI	27:05.11	.
6		Haile Gebrselassie	ETH	27:06.68	.
7		Martin Irungu Mathathi	KEN	27:08.25	(PB)
8		Ahmad Hassan Abdullah	QAT	27:23.75	(SB)
9		Fabiano Joseph Naasi	TAN	27:25.33	.
10		Boniface Kiprop Toroitich	UGA	27:27.28	.
11		Selim Bayrak	TUR	27:29.33	(NR)
12		Kidane Tadasse	ERI	27:36.11	.
13		Galen Rupp	USA	27:36.99	(SB)
14		Dickson Marwa Mkami	TAN	27:48.03	.
15		Abdihakem Abdirahman	USA	27:52.53	.

16	Abdellah Falil	MAR	27:53.14	.
17	Juan Carlos de la Ossa	ESP	27:54.20	.
18	Hasan Mahboob	BRN	27:55.14	.
19	Dieudonné Disi	RWA	27:56.74	.
20	Essa Ismail Rashed	QAT	27:58.67	.
21	Samwel Shauri	TAN	28:06.26	.
22	Felix Kikwai Kibore	QAT	28:11.92	.
23	Carles Castillejo	ESP	28:13.68	.
24	Ayad Lamdassem	ESP	28:13.73	.
25	Jorge Torres	USA	28:13.93	.
26	Surendra Kumar Singh	IND	28:13.97	.
27	Günther Weidlinger	AUT	28:14.38	.
28	Kensuke Takezawa	JPN	28:23.28	.
29	Juan Carlos Romero	MEX	28:26.57	.
30	Sergey Ivanov	RUS	28:34.72	.
31	Takayuki Matsumiya	JPN	28:39.77	.
32	Teklemariam Medhin	ERI	28:54.33	.
33	Eric Gillis	CAN	29:08.10	.
34	Rui Pedro Silva	POR	29:09.03	.
35	Alejandro Suárez	MEX	29:24.78	.
.	Cuthbert Nyasango	ZIM	DNF	.
.	David Galván	MEX	DNF	.
.	Mohamed El Hachimi	MAR	DNF	.
.	Khoudir Aggoune	ALG	DNS	.

The XXIX Olympic Games
Beijing (National Stadium) (FRA) - Monday, Aug 18, 2008
400 Metres - M HEATS
Qual. rule: first 3 of each heat (Q) plus the 3 fastest times (q) qualified

Heat 1
18 August 2008 - 9:00

Position	Lane	Bib	Athlete	Country	Mark	. React
1	4		Leslie Djhone	FRA	45.12 Q	0.190
2	5		David Neville	USA	45.22 Q	0.189
3	6		William Collazo	CUB	45.37 Q (SB)	0.180
4	8		Kévin Borlée	BEL	45.43 q	0.149
5	9		Denis Alekseyev	RUS	45.52	0.299

6	3	Young Talkmore Nyongani	ZIM	45.89	.	0.249
7	7	Eric Milazar	MRI	46.06	.	0.209
8	2	Gakologelwang Masheto	BOT	46.29	(SB)	0.183

Heat 2
18 August 2008 - 9:08

Position	Lane	Bib	Athlete	Country	Mark	. React
1	6		Chris Brown	BAH	44.79 Q	. 0.205
2	7		Joel Milburn	AUS	44.80 Q	(PB) 0.155
3	4		Johan Wissman	SWE	44.81 Q	(SB) 0.229
4	5		Gary Kikaya	COD	44.89 q	(SB) 0.184
5	8		Sanjay Ayre	JAM	45.66	. 0.177
6	9		Arismendy Peguero	DOM	46.28	. 0.236
7	3		Ivano Bucci	SMR	48.54	(SB) 0.209
8	2		Xiaosheng Liu	CHN	53.11	. 0.245

Heat 3
18 August 2008 - 9:16

Position	Lane	Bib	Athlete	Country	Mark	. React
1	8		Nery Brenes	CRC	45.36 Q	. 0.196
2	3		James Godday	NGR	45.49 Q	. 0.200
3	9		Andretti Bain	BAH	45.96 Q	. 0.225
4	7		Niko Verekauta	FIJ	46.32	(SB) 0.161
5	6		Fernando de Almeida	BRA	46.60	. 0.158
6	2		Lewis Banda	ZIM	46.76	. 0.244
7	4		Vincent Mumo Kiilu	KEN	46.79	. 0.212
8	5		Nagmeldin Ali Abubakr	SUD	47.12	. 0.247

Heat 4
18 August 2008 - 9:24

Position	Lane	Bib	Athlete	Country	Mark	. React
1	7		Martyn Rooney	GBR	45.00 Q	. 0.207
2	8		Sean Wroe	AUS	45.17 Q	(PB) 0.182
3	5		Ricardo Chambers	JAM	45.22 Q	. 0.211
4	3		Erison Hurtault	DMA	46.10	. 0.246
5	9		Andrés Silva	URU	46.34	. 0.265
6	2		Rudolf Götz	CZE	46.38	. 0.157
7	6		Yuzo Kanemaru	JPN	46.39	. 0.225
.	4		California Molefe	BOT	DNS	. .

Heat 5
18 August 2008 - 9:32

Position	Lane	Bib	Athlete	Country	Mark	. React
----------	------	-----	---------	---------	------	---------

1	2	LaShawn Merritt	USA	44.96 Q	.	0.214
2	7	Saul Weigopwa	NGR	45.19 Q	.	0.172
3	8	Claudio Licciardello	ITA	45.25 Q	(PB)	0.186
4	3	Jonathan Borlée	BEL	45.25 q	(PB)	0.225
5	6	Ato Stephens	TRI	45.63	.	0.195
6	9	Alleyne Francique	GRN	46.15	.	0.215
7	5	Yeimer Mosquera	COL	46.59	.	0.268
8	4	Siraj Williams	LBR	47.89	.	0.288

Heat 6
18 August 2008 - 9:40

Position	Lane	Bib	Athlete	Country	Mark	. React
1	7		Andrew Steele	GBR	44.94 Q	(PB) 0.248
2	5		Renny Quow	TRI	45.13 Q	. 0.266
3	6		Michael Mathieu	BAH	45.17 Q	(PB) 0.193
4	8		Michael Blackwood	JAM	45.56	. 0.204
5	2		Tyler Christopher	CAN	45.67	. 0.172
6	3		Joel Phillip	GRN	46.30	. 0.198
7	9		Félix Martínez	PUR	46.46	. 0.347
8	4		Daniel Dabrowski	POL	47.83	. 0.260

Heat 7
18 August 2008 - 9:48

Position	Lane	Bib	Athlete	Country	Mark	. React
1	9		Jeremy Wariner	USA	45.23 Q	. 0.253
2	6		Tabarie Henry	ISV	45.36 Q	(NR) 0.165
3	2		Cedric van Branteghem	BEL	45.54 Q	. 0.203
4	4		David Gillick	IRL	45.83	. 0.275
5	5		Maksim Dyldin	RUS	46.03	. 0.194
6	3		Myhaylo Knysh	UKR	46.28	. 0.260
7	7		Mathieu Gnanligo	BEN	47.10	. 0.207
8	8		Naiel Santiago d'Almeida	STP	49.08	. 0.178

The XXIX Olympic Games
Beijing (National Stadium) (CUB) - Monday, Aug 18, 2008
Hammer Throw - W QUALIFICATION
Qual. rule: qualification standard 71.50m or at least best 12 qualified

Group A
18 August 2008 - 9:10

Position	Bib	Athlete	Country	Mark	.
1		Yipsi Moreno	CUB	73.92 Q	.

2	Martina Danišová-Hrasnová	SVK	72.87 Q	.
3	Anita Wlodarczyk	POL	71.76 Q	.
4	Betty Heidler	GER	71.51 Q	.
5	Darya Pchel'nik	BLR	71.30 q	.
6	Stilianí Papadopoulou	GRE	69.36 q	.
7	Maryia Smaliachkova	BLR	69.22	.
8	Stéphanie Falzon	FRA	68.93	.
9	Ivana Brkljadic	CRO	68.38	.
10	Bianca Perie	ROU	68.21	.
11	Iryna Novozhylova	UKR	68.11	.
12	Anna Bulgakova	RUS	68.04	.
13	Yelena Konevtseva	RUS	67.83	.
14	Inna Sayenko	UKR	66.92	.
15	Merja Korpela	FIN	66.29	.
16	Zheng Wang	CHN	65.64	.
17	Sultana Frizell	CAN	65.44	.
18	Éva Orbán	HUN	65.41	.
19	Zoe Derham	GBR	64.74	.
20	Zalina Marghieva	MDA	64.20	.
21	Loree Smith	USA	63.60	.
22	Silvia Salis	ITA	62.28	.
23	Vânia Silva	POR	59.42	.
24	Galina Mityaeva	TJK	51.38	.
.	Jessica Cosby	USA	NM	.

Athlete	1st	2nd	3rd
Yipsi Moreno	71.31		73.92
Martina Danišová-Hrasnová	70.03		72.87
Anita Wlodarczyk	71.76		
Betty Heidler	66.28	71.51	
Darya Pchel'nik	69.43	71.30	69.24
Stilianí Papadopoulou	66.68	69.36	69.29
Maryia Smaliachkova		69.22	
Stéphanie Falzon		68.93	
Ivana Brkljadic	66.54		68.38
Bianca Perie	68.21	66.29	

Iryna Novozhylova	67.36		68.11
Anna Bulgakova		68.04	
Yelena Konevtseva	66.81	67.83	
Inna Sayenko		66.92	
Merja Korpela	62.70	65.76	66.29
Zheng Wang	65.64	61.36	
Sultana Frizell		60.43	65.44
Éva Orbán	65.12		65.41
Zoe Derham	64.74	64.61	64.57
Zalina Marghieva		64.20	
Loree Smith	62.25	62.33	63.60
Silvia Salis			62.28
Vânia Silva		58.10	59.42
Galina Mityaeva		48.59	51.38
Jessica Cosby			

Group B
18 August 2008 - 10:50

Position	Bib	Athlete	Country	Mark	
1		Wenxiu Zhang	CHN	73.36 Q	.
2		Manuela Montebrun	FRA	72.81 Q	.
3		Clarissa Claretti	ITA	71.82 Q	.
4		Yelena Priyma	RUS	70.69 q	.
5		Kamila Skolimowska	POL	69.79 q	.
6		Aksana Miankova	BLR	69.77 q	.
7		Arasay Thondike	CUB	68.74	.
8		Sviatlana Sudak-Torun	TUR	68.22	.
9		Amber Campbell	USA	67.86	.
10		Eileen O'Keefe	IRL	67.66	.
11		Kathrin Klaas	GER	67.54	.
12		Iryna Sekachova	UKR	67.47	.
13		Lenka Ledvinová	CZE	67.17	.
14		Alexáandra Papayeoryíou	GRE	66.72	.
15		Jennifer Dahlgren	ARG	66.35	.
16		Yunaika Crawford	CUB	66.16	.
17		Johana Moreno	COL	64.66	.
18		Malgorzata Zadura	POL	64.13	.

19	Candice Scott	TRI	63.03	.
20	Berta Castells	ESP	62.44	.
21	Marina Marghiev	MDA	62.12	.
22	Paraskevi Theodorou	CYP	61.00	.
23	Sanja Gavrilovic	CRO	60.55	.
.	Amélie Perrin	FRA	NM	.
.	Georgina Tóth	CMR	NM	.

Athlete	1st	2nd	3rd
Wenxiu Zhang	73.36		
Manuela Montebrun	69.80	69.86	72.81
Clarissa Claretti	67.15	71.82	
Yelena Priyma	70.69	69.79	65.64
Kamila Skolimowska	65.97	69.79	67.01
Aksana Miankova	62.95	65.55	69.77
Arasay Thondike		66.68	68.74
Sviatlana Sudak-Torun	68.22	67.36	67.18
Amber Campbell	67.86		
Eileen O'Keeffe	62.53	62.05	67.66
Kathrin Klaas	66.39	67.54	66.95
Iryna Sekachova	62.83		67.47
Lenka Ledvinová	65.98	65.23	67.17
Alexándra Papayeoryíou	66.72	65.73	
Jennifer Dahlgren	58.60		66.35
Yunaika Crawford	66.16	65.00	64.08
Johana Moreno		64.31	64.66
Malgorzata Zadura	63.35	64.13	
Candice Scott	63.03	62.53	
Berta Castells	62.44	61.76	
Marina Marghiev	61.03		62.12
Paraskevi Theodorou		61.00	
Sanja Gavrilovic	60.55	60.37	60.36
Amélie Perrin			
Georgina Tóth			

The XXIX Olympic Games
Beijing (National Stadium) (GBR) - Monday, Aug 18, 2008

Triple Jump - M QUALIFICATION

Qual. rule: qualification standard 17.10m or at least best 12 qualified

Group A**18 August 2008 - 10:00**

Position	Bib	Athlete	Country	Mark	Wind	
1		Phillips Idowu	GBR	17.44 Q	(1.0)	.
2		Nelson Évora	POR	17.34 Q	(1.1)	(SB)
3		Arnie David Girat	CUB	17.30 Q	(0.9)	.
4		Igor Spasovkhodskiy	RUS	17.23 Q	(0.4)	.
5		Marian Oprea	ROU	17.17 Q	(-0.7)	.
6		Jadel Gregório	BRA	17.15 Q	(0.4)	.
7		Viktor Kuznyetsov	UKR	17.11 Q	(0.1)	.
8		Alexis Copello	CUB	17.09	(0.6)	.
9		Dmitrij Valukevic	SVK	17.08	(0.5)	.
10		Deokhyeon Kim	KOR	16.88	(0.4)	.
11		Rafeeq Curry	USA	16.88	(0.4)	.
12		Fabrizio Donato	ITA	16.70	(0.1)	.
13		Kenta Bell	USA	16.55	(0.9)	.
14		Dzmitry Platnitski	BLR	16.51	(0.1)	.
15		Jefferson Sabino	BRA	16.45	(1.0)	.
16		Roman Valiyev	KAZ	16.20	(0.6)	.
17		Ibrahim Mohamdein Aboubaker	QAT	16.03	(0.4)	.
18		Minwei Zhong	CHN	15.59	(0.4)	.
19		Redzhep Selman	MKD	15.29	(1.6)	.

Athlete	1st	2nd	3rd
Phillips Idowu	17.44 (1.0)		
Nelson Évora		17.34 (1.1)	
Arnie David Girat	17.30 (0.9)		
Igor Spasovkhodskiy	16.79 (1.8)	16.85 (1.2)	17.23 (0.4)
Marian Oprea		16.99 (-0.1)	17.17 (-0.7)
Jadel Gregório	17.15 (0.4)		
Viktor Kuznyetsov	16.70 (0.8)	17.11 (0.1)	
Alexis Copello	17.09	16.92	

			(0.6)	(0.1)	
Dmitrij Valukevic				16.86 (0.4)	17.08 (0.5)
Deokhyeon Kim		16.68 (0.4)		14.68 (1.0)	16.88 (0.4)
Rafeeq Curry				16.23 (1.7)	16.88 (0.4)
Fabrizio Donato		16.10 (0.4)			16.70 (0.1)
Kenta Bell		16.55 (0.9)			16.17 (0.0)
Dzmitry Platnitski		16.51 (0.1)			
Jefferson Sabino		16.12 (0.6)		16.45 (1.0)	
Roman Valiyev				16.20 (0.6)	15.93 (0.3)
Ibrahim Mohamdein Aboubaker		16.03 (0.4)		16.02 (1.4)	15.90 (0.1)
Minwei Zhong		15.59 (0.4)			14.91 (0.8)
Redzhep Selman		14.98 (0.5)		15.29 (1.6)	15.28 (0.2)

Group B
18 August 2008 - 10:00

Position	Bib	Athlete	Country	Mark	Wind	
1		Yanxi Li	CHN	17.30 Q	(0.6)	(PB)
2		Leevan Sands	BAH	17.25 Q	(0.5)	.
3		Onochie Achike	GBR	17.18 Q	(1.1)	.
4		Héctor Dairo Fuentes	CUB	17.14 Q	(1.1)	.
5		Momchil Karailiev	BUL	17.12 Q	(0.6)	.
6		Randy Lewis	GRN	17.06	(0.6)	.
7		Mykola Savolaynen	UKR	17.00	(0.9)	(SB)
8		Aleksandr Petrenko	RUS	16.97	(1.1)	.
9		Nathan Douglas	GBR	16.72	(0.1)	.
10		Danil Burkenya	RUS	16.69	(1.0)	.
11		Dimítrios Tsiámis	GRE	16.65	(1.0)	.
12		Vladimir Letnicov	MDA	16.62	(0.5)	.
13		Viktor Iastrebov	UKR	16.52	(0.4)	.
14		Colomba Fofana	FRA	16.42	(1.2)	.
15		Hugo Mamba-Schlick	CMR	16.01	(0.3)	.

16	Aarik Wilson	USA	15.97	(0.9)	.
17	Junjie Gu	CHN	15.94	(1.0)	.
18	Renjith Maheshwary	IND	15.77	(0.5)	.
.	Tarik Bouguetaïb	MAR	NM	.	.
.	Ndiss Kaba Badji	SEN	NM	.	.

Athlete	1st	2nd	3rd
Yanxi Li	16.93 (0.6)	16.83 (-0.5)	17.30 (0.6)
Leevan Sands	17.25 (0.5)		
Onochie Achike		17.18 (1.1)	
Héctor Dairo Fuentes	16.73 (0.3)	16.42 (0.8)	17.14 (1.1)
Momchil Karailiev	17.06 (0.4)	17.12 (0.6)	
Randy Lewis		17.06 (0.6)	
Mykola Savolaynen	17.00 (0.9)	16.55 (0.5)	16.29 (0.5)
Aleksandr Petrenko	16.84 (0.6)	16.97 (1.1)	16.74 (0.9)
Nathan Douglas	16.45 (0.8)	16.68 (1.2)	16.72 (0.1)
Danil Burkenya	16.44 (0.5)	16.69 (1.0)	15.65 (0.5)
Dimitrios Tsiámis	16.37 (0.6)	16.65 (1.0)	16.48 (0.5)
Vladimir Letnicov	16.62 (0.5)		
Viktor Iastrebov			16.52 (0.4)
Colomba Fofana	16.42 (1.2)	15.47 (0.6)	
Hugo Mamba-Schlick	16.01 (0.3)	14.98 (0.6)	
Aarik Wilson		15.51 (0.8)	15.97 (0.9)
Junjie Gu	15.94 (1.0)	15.87 (0.8)	
Renjith Maheshwary	15.77 (0.5)		15.51 (0.5)
Tarik Bouguetaïb			
Ndiss Kaba Badji			

The XXIX Olympic Games
Beijing (National Stadium) (USA) - Monday, Aug 18, 2008
200 Metres - M HEATS

Qual. rule: first 3 of each heat (Q) plus the 8 fastest times (q) qualified

Heat 1

18 August 2008 - 10:05

Position	Lane	Bib	Athlete	Country	Mark	. React
1	4		Shawn Crawford	USA	20.61 Q	. 0.216
2	6		Marcin Jedrusinski	POL	20.64 Q	. 0.199
3	7		Stéphane Buckland	MRI	20.98 Q	. 0.229
4	1		Jirí Vojtik	CZE	21.05	. 0.165
5	9		Fanuel Kenosi	BOT	21.09	. 0.211
6	3		Adam Harris	GUY	21.36	. 0.163
7	5		Khalil Al-Hanahneh	JOR	21.55	(SB) 0.184
8	2		Solomon Bayoh	SLE	22.16	. 0.216
.	8		Francis Obikwelu	POR	DNS	.

Heat 2

18 August 2008 - 10:12

Position	Lane	Bib	Athlete	Country	Mark	. React
1	3		Brian Dzingai	ZIM	20.25 Q	. 0.172
2	5		Christian Malcolm	GBR	20.42 Q	(SB) 0.178
3	4		Christopher Williams	JAM	20.53 Q	. 0.166
4	8		Shinji Takahira	JPN	20.58 q	(SB) 0.175
5	2		Amr Ibrahim Mostafa Seoud	EGY	20.75 q	. 0.172
6	9		Thuso Mpuang	RSA	20.87 q	. 0.166
7	6		Daniel Grueso	COL	21.15	. 0.232
8	7		Arnaldo Abrantes	POR	21.46	. 0.173

Heat 3

18 August 2008 - 10:19

Position	Lane	Bib	Athlete	Country	Mark	. React
1	8		Marlon Devonish	GBR	20.49 Q	(SB) 0.157
2	5		Kim Collins	SKN	20.55 Q	. 0.175
3	7		Marvin Anderson	JAM	20.85 Q	. 0.175
4	9		Matic Osovnikar	SLO	20.89 q	(SB) 0.189
5	2		Chris Lloyd	DMA	20.90	. 0.185
6	6		Heber Viera	URU	20.93	. 0.210
7	4		Cristián Reyes	CHI	21.20	. 0.165
8	3		Franklin Nazareno	ECU	21.26	. 0.174

Heat 4

18 August 2008 - 10:26

Position	Lane	Bib	Athlete	Country	Mark	. React
1	5		Roman Smirnov	RUS	20.76 Q	. 0.166
2	3		Walter Dix	USA	20.77 Q	. 0.185
3	9		Rolando Palacios	HON	20.81 Q	. 0.202
4	8		Ángel David Rodríguez	ESP	20.87 q	. 0.162
5	2		Bruno de Barros	BRA	21.15	. 0.162
6	7		Desislav Gunev	BUL	21.55	. 0.178
7	6		Vyacheslav Muravyev	KAZ	21.68	. 0.206
8	4		Nikolai Portelli	MLT	22.31	. 0.180

Heat 5**18 August 2008 - 10:33**

Position	Lane	Bib	Athlete	Country	Mark	. React
1	6		Rondell Sorrillo	TRI	20.58 Q	. 0.193
2	4		Usain Bolt	JAM	20.64 Q	. 0.177
3	2		Kristof Beyens	BEL	20.69 Q	. 0.148
4	9		Marc Schneeberger	SUI	20.86 q	. 0.137
5	7		José Acevedo	VEN	21.06	. 0.270
6	8		Ihor Bodrov	UKR	21.38	. 0.172
7	3		Mohamad Tamim	LIB	21.80 (PB)	0.206
8	1		Oleg Juravlev	UZB	22.31	. 0.145
9	5		Juan Miguel Zeledón	NCA	23.39	. 0.173

Heat 6**18 August 2008 - 10:40**

Position	Lane	Bib	Athlete	Country	Mark	. React
1	3		Wallace Spearmon	USA	20.46 Q	. 0.184
2	4		Jaysuma Saidy Ndure	NOR	20.54 Q (SB)	0.161
3	2		Paul Hession	IRL	20.59 Q	. 0.190
4	8		Seth Amoo	GHA	20.91	. 0.140
5	7		Ronalds Arajs	LAT	21.22	. 0.218
6	5		Jayson Jones	BIZ	21.54	. 0.162
7	6		Nabie Foday Fofana	GUI	21.68	. 0.247
.	9		Bryan Barnett	CAN	DNF	. 0.164

Heat 7**18 August 2008 - 10:47**

Position	Lane	Bib	Athlete	Country	Mark	. React
1	6		Obinna Metu	NGR	20.62 Q	. 0.168
2	9		Ramil Guliyev	AZE	20.78 Q (SB)	0.175

3	8	Churandy Martina	AHO	20.78 Q	.	0.172
4	4	Sandro Viana	BRA	20.84 q	.	0.159
5	5	Jamial Rolle	BAH	20.93	.	0.162
6	2	Shingo Suetsugu	JPN	20.93	.	0.185
7	7	Omar Jouma Bilal Al-Salfa	UAE	21.00	(SB)	0.184
.	3	Alexander Nelson	GBR	DNS	.	

Heat 8
18 August 2008 - 10:54

Position	Lane	Bib	Athlete	Country	Mark	. React
1	6		Aaron Armstrong	TRI	20.57 Q	0.183
2	8		Brendan Christian	ANT	20.58 Q	0.164
3	7		Jared Connaughton	CAN	20.60 Q	0.146
4	9		Visa Hongisto	FIN	20.62 q	(SB) 0.145
5	3		Marco Cribari	SUI	20.98	0.171
6	2		James Dolphin	NZL	20.98	0.161
7	5		Peimeng Zhang	CHN	21.06	(SB) 0.150
.	4		Samuel Francis	QAT	DNS	

The XXI X Olympic Games
Beijing (National Stadium) (CUB) - Monday, Aug 18, 2008
Hammer Throw - W QUALIFICATION
Qual. rule: qualification standard 71.50m or at least best 12 qualified

Group A
18 August 2008 - 9:10

Position	Bib	Athlete	Country	Mark	.
1		Yipsi Moreno	CUB	73.92 Q	.
2		Martina Danišová-Hrasnová	SVK	72.87 Q	.
3		Anita Włodarczyk	POL	71.76 Q	.
4		Betty Heidler	GER	71.51 Q	.
5		Darya Pchel'nik	BLR	71.30 q	.
6		Stilianí Papadopoulou	GRE	69.36 q	.
7		Maryia Smaliachkova	BLR	69.22	.
8		Stéphanie Falzon	FRA	68.93	.
9		Ivana Brkljacic	CRO	68.38	.
10		Bianca Perie	ROU	68.21	.
11		Iryna Novozhylova	UKR	68.11	.
12		Anna Bulgakova	RUS	68.04	.
13		Yelena Konevtseva	RUS	67.83	.

14	Inna Sayenko	UKR	66.92	.
15	Merja Korpela	FIN	66.29	.
16	Zheng Wang	CHN	65.64	.
17	Sultana Frizell	CAN	65.44	.
18	Éva Orbán	HUN	65.41	.
19	Zoe Derham	GBR	64.74	.
20	Zalina Marghieva	MDA	64.20	.
21	Loree Smith	USA	63.60	.
22	Silvia Salis	ITA	62.28	.
23	Vânia Silva	POR	59.42	.
24	Galina Mityaeva	TJK	51.38	.
.	Jessica Cosby	USA	NM	.

Athlete	1st	2nd	3rd
Yipsi Moreno	71.31		73.92
Martina Danišová-Hrasnová	70.03		72.87
Anita Włodarczyk	71.76		
Betty Heidler	66.28	71.51	
Darya Pchelnik	69.43	71.30	69.24
Stilianí Papadopoulou	66.68	69.36	69.29
Maryia Smaliachkova		69.22	
Stéphanie Falzon		68.93	
Ivana Brkljacic	66.54		68.38
Bianca Perie	68.21	66.29	
Iryna Novozhylova	67.36		68.11
Anna Bulgakova		68.04	
Yelena Konevtseva	66.81	67.83	
Inna Sayenko		66.92	
Merja Korpela	62.70	65.76	66.29
Zheng Wang	65.64	61.36	
Sultana Frizell		60.43	65.44
Éva Orbán	65.12		65.41
Zoe Derham	64.74	64.61	64.57
Zalina Marghieva		64.20	
Loree Smith	62.25	62.33	63.60
Silvia Salis			62.28

Vânia Silva	58.10	59.42
Galina Mityaeva	48.59	51.38
Jessica Cosby		

Group B
18 August 2008 - 10:50

Position	Bib	Athlete	Country	Mark	.
1		Wenxiu Zhang	CHN	73.36 Q	.
2		Manuela Montebrun	FRA	72.81 Q	.
3		Clarissa Claretti	ITA	71.82 Q	.
4		Yelena Priyma	RUS	70.69 q	.
5		Kamila Skolimowska	POL	69.79 q	.
6		Aksana Miankova	BLR	69.77 q	.
7		Arasay Thondike	CUB	68.74	.
8		Sviatlana Sudak-Torun	TUR	68.22	.
9		Amber Campbell	USA	67.86	.
10		Eileen O'Keefe	IRL	67.66	.
11		Kathrin Klaas	GER	67.54	.
12		Iryna Sekachova	UKR	67.47	.
13		Lenka Ledvinová	CZE	67.17	.
14		Alexándra Papayeoryíou	GRE	66.72	.
15		Jennifer Dahlgren	ARG	66.35	.
16		Yunaika Crawford	CUB	66.16	.
17		Johana Moreno	COL	64.66	.
18		Malgorzata Zadura	POL	64.13	.
19		Candice Scott	TRI	63.03	.
20		Berta Castells	ESP	62.44	.
21		Marina Marghiev	MDA	62.12	.
22		Paraskevi Theodorou	CYP	61.00	.
23		Sanja Gavrilovic	CRO	60.55	.
.		Amélie Perrin	FRA	NM	.
.		Georgina Tóth	CMR	NM	.

Athlete	1st	2nd	3rd
Wenxiu Zhang	73.36		
Manuela Montebrun	69.80	69.86	72.81
Clarissa Claretti	67.15	71.82	
Yelena Priyma	70.69	69.79	65.64

Kamila Skolimowska	65.97	69.79	67.01
Aksana Miankova	62.95	65.55	69.77
Arasay Thondike		66.68	68.74
Sviatlana Sudak-Torun	68.22	67.36	67.18
Amber Campbell	67.86		
Eileen O'Keeffe	62.53	62.05	67.66
Kathrin Klaas	66.39	67.54	66.95
Iryna Sekachova	62.83		67.47
Lenka Ledvinová	65.98	65.23	67.17
Alexándra Papayeoryíou	66.72	65.73	
Jennifer Dahlgren	58.60		66.35
Yunaika Crawford	66.16	65.00	64.08
Johana Moreno		64.31	64.66
Malgorzata Zadura	63.35	64.13	
Candice Scott	63.03	62.53	
Berta Castells	62.44	61.76	
Marina Marghiev	61.03		62.12
Paraskevi Theodorou		61.00	
Sanja Gavrilovic	60.55	60.37	60.36
Amélie Perrin			
Georgina Tóth			

The XXI X Olympic Games
Beijing (National Stadium) (CUB) - Monday, Aug 18, 2008
110 Metres Hurdles - M HEATS
Qual. rule: first 4 of each heat (Q) plus the 8 fastest times (q) qualified

Heat 1
18 August 2008 - 11:10

Position	Lane	Bib	Athlete	Country	Mark	. React
1	6		Dayron Robles	CUB	13.39 Q	0.180
2	4		Andrew Turner	GBR	13.56 Q	0.151
3	5		Wei Ji	CHN	13.57 Q	0.186
4	8		Richard Phillips	JAM	13.60 Q	0.160
5	3		Evgeniy Borisov	RUS	13.90	0.187
6	2		Oleg Normatov	UZB	14.00	0.177
7	7		Jurica Grabušić	CRO	14.18	0.207

Heat 2
18 August 2008 - 11:18

Position	Lane	Bib	Athlete	Country	Mark	. React
----------	------	-----	---------	---------	------	---------

1	6	David Oliver	USA	13.30 Q	.	0.167
2	5	Jackson Quiñónez	ESP	13.41 Q	.	0.179
3	2	Shamar Sands	BAH	13.45 Q	.	0.167
4	3	Gregory Sedoc	NED	13.50 Q	(SB)	0.155
5	8	Jung-joon Lee	KOR	13.65 q	.	0.128
6	4	Mikel Thomas	TRI	13.69 q	(PB)	0.159
7	7	Damjan Zlatnar	SLO	13.84 q	.	0.124

Heat 3
18 August 2008 - 11:26

Position	Lane	Bib	Athlete	Country	Mark	. React
1	4		Paulo Villar	COL	13.37 Q	(SB) 0.144
2	2		Ryan Brathwaite	BAR	13.38 Q	(NR) 0.156
3	5		Petr Svoboda	CZE	13.43 Q	. 0.153
4	7		Dongpeng Shi	CHN	13.53 Q	. 0.203
5	8		Ronald Forbes	CAY	13.59 q	(NR) 0.170
6	6		Héctor Cotto	PUR	13.72 q	. 0.140
7	9		Dudley Dorival	HAI	13.78 q	(SB) 0.165
8	3		Abdul Rashid	PAK	14.52	. 0.172

Heat 4
18 August 2008 - 11:34

Position	Lane	Bib	Athlete	Country	Mark	. React
1	2		David Payne	USA	13.42 Q	. 0.152
2	6		Ladji Doucouré	FRA	13.52 Q	. 0.155
3	8		Selim Nurudeen	NGR	13.58 Q	(PB) 0.174
4	5		Maurice Wignall	JAM	13.61 Q	(SB) 0.174
5	7		Maksim Lynsha	BLR	13.86	. 0.196
6	3		Stanislav Sajdok	CZE	13.89	. 0.163
7	4		Masato Naito	JPN	13.96	. 0.168

Heat 5
18 August 2008 - 11:42

Position	Lane	Bib	Athlete	Country	Mark	. React
1	4		Artur Noga	POL	13.53 Q	. 0.175
2	5		Igor Peremota	RUS	13.59 Q	. 0.142
3	6		Dániel Kiss	HUN	13.61 Q	(SB) 0.153
4	8		Anselmo da Silva	BRA	13.81 Q	. 0.137
5	3		Joseph-Berlioz Randriamihaja	MAD	13.91	. 0.174
.	2		Terrence Trammell	USA	DNF	. 0.242
.	7		Stanislavs Olijars	LAT	DNS	.

**Heat 6
18 August 2008 - 11:50**

Position	Lane	Bib	Athlete	Country	Mark	. React
1	8		Konstadínos Douvalídis	GRE	13.49 Q	(=NR) 0.149
2	5		Marcel van der Westen	NED	13.54 Q	. 0.162
3	7		Allan Scott	GBR	13.56 Q	. 0.146
4	4		Samuel Coco-Viloin	FRA	13.60 Q	. 0.176
5	3		Mohamed Issa Al-Thawadi	QAT	13.64 q	(SB) 0.127
6	6		David Ilariani	GEO	13.75 q	. 0.155
.	2		Xiang Liu	CHN	DNF	.

**The XXIX Olympic Games
 Beijing (National Stadium) (USA) - Monday, Aug 18, 2008
 Discus Throw - W FINAL**

18 August 2008 - 19:00

Position	Bib	Athlete	Country	Mark
1		Stephanie Brown-Trafton	USA	64.74 .
2		Yarelis Barrios	CUB	63.64 .
3		Olena Antonova	UKR	62.59 (SB)
4		Aimin Song	CHN	62.20 .
5		Vera Pospíšilová-Cechlová	CZE	61.75 .
6		Ellina Zvereva	BLR	60.82 .
7		Yanfeng Li	CHN	60.68 .
8		Mélina Robert-Michon	FRA	60.66 .
9		Dani Samuels	AUS	60.15 .
10		Aretha Thurmond	USA	59.80 .
11		Iryna Yatchenko	BLR	59.27 .
12		Nicoleta Grasu	ROU	58.63 .

Athlete	1st	2nd	3rd	4th	5th	6th
Stephanie Brown-Trafton	64.74			58.39	61.30	
Yarelis Barrios	63.17	63.64	62.22	62.12		60.30
Olena Antonova	60.79	62.16		60.50	62.59	62.34
Aimin Song	56.41	59.55	62.17	61.75	62.20	60.51
Vera Pospíšilová-Cechlová		61.08		58.74	61.75	61.66
Ellina Zvereva	60.43	60.10			60.34	60.82
Yanfeng Li	60.68		59.72			60.62
Mélina Robert-Michon	60.49				60.66	60.45

Dani Samuels	57.14		60.15
Aretha Thurmond	56.72	59.80	57.99
Iryna Yatchenko			59.27
Nicoleta Grasu	58.63		

The XXIX Olympic Games
Beijing (National Stadium) (RUS) - Monday, Aug 18, 2008
Pole Vault - W FINAL

18 August 2008 - 19:20

Position	Bib	Athlete	Country	Mark	
1		Yelena Isinbaeva	RUS	5.05	(WR)
2		Jennifer Stuczynski	USA	4.80	.
3		Svetlana Feofanova	RUS	4.75	(=SB)
4		Yuliya Golubchikova	RUS	4.75	(PB)
5		Monika Pyrek	POL	4.70	.
6		Carolin Hingst	GER	4.65	(SB)
7		Silke Spiegelburg	GER	4.65	.
8		April Steiner	USA	4.55	.
9		Vanessa Boslak	FRA	4.55	(SB)
10		Anna Rogowska	POL	4.45	.
10		Fabiana Murer	BRA	4.45	.
12		Shuying Gao	CHN	4.45	.

Athlete	4.30	4.45	4.55	4.65	4.70	4.75	4.80	4.85	4.90	4.95	5.05
Yelena Isinbaeva	o	o	xxo	xxo							
Jennifer Stuczynski	o	o	xo	o	xxx						
Svetlana Feofanova	o	o	xo	o	xxx						
Yuliya Golubchikova	o	o	xo	o	xo	xxx					
Monika Pyrek	o	o	o	xo	xxx						
Carolin Hingst	o	o	o	xxo	xxx						
Silke Spiegelburg	o	xo	o	xxo	xxx						
April Steiner	o	o	o	xxx							
Vanessa Boslak	o	o	xo	xxx							
Anna Rogowska	o	xxx									
Fabiana Murer	o	xxx									
Shuying Gao	o	xxo	xxx								

The XXIX Olympic Games

Beijing (National Stadium) (USA) - Monday, Aug 18, 2008

100 Metres Hurdles - W SEMI-FINAL

Qual. rule: first 4 of each heat (Q) qualified

Heat 1

18 August 2008 - 19:40

Position	Lane	Bib	Athlete	Country	Mark	. React
1	7		LoLo Jones	USA	12.43 Q	(PB) 0.172
2	5		Delloreen Ennis-London	JAM	12.67 Q	. 0.145
3	6		Priscilla Lopes-Schliep	CAN	12.68 Q	. 0.159
4	9		Sally McLellan	AUS	12.70 Q	. 0.140
5	4		Josephine Onyia	ESP	12.86	. 0.203
6	3		Aurelia Trywianska-Kollasch	POL	12.96	. 0.118
7	2		Carolin Nytra	GER	12.99	. 0.144
8	8		Nevin Yanit	TUR	13.28	. 0.201

Heat 2

18 August 2008 - 19:48

Position	Lane	Bib	Athlete	Country	Mark	. React
1	8		Damu Cherry	USA	12.62 Q	. 0.189
2	7		Dawn Harper	USA	12.66 Q	. 0.191
3	4		Brigitte Foster-Hylton	JAM	12.76 Q	. 0.162
4	3		Sarah Claxton	GBR	12.84 Q	. 0.145
5	5		Vonette Dixon	JAM	12.86	. 0.237
6	2		Reïna-Flor Okori	FRA	13.05	. 0.153
.	6		Susanna Kallur	SWE	DNF	. 0.198
.	9		Anay Tejeda	CUB	DNF	. 0.156

The XXIX Olympic Games

Beijing (National Stadium) (JAM) - Monday, Aug 18, 2008

200 Metres - M QUARTER-FINAL

Qual. rule: first 3 of each heat (Q) plus the 4 fastest times (q) qualified

Heat 1

18 August 2008 - 20:05

Position	Lane	Bib	Athlete	Country	Mark	. React
1	4		Usain Bolt	JAM	20.29 Q	. 0.186
2	7		Shawn Crawford	USA	20.42 Q	. 0.198
3	6		Kim Collins	SKN	20.43 Q	(SB) 0.233
4	5		Marlon Devonish	GBR	20.43 q	(SB) 0.146
5	9		Jared Connaughton	CAN	20.45 q	. 0.151
6	3		Amr Ibrahim Mostafa Seoud	EGY	20.55	(NR) 0.182
7	8		Rolando Palacios	HON	20.87	. 0.248

8	2	Ángel David Rodríguez	ESP	20.96	.	0.172
---	---	-----------------------	-----	-------	---	-------

Heat 2
18 August 2008 - 20:12

Position	Lane	Bib	Athlete	Country	Mark	. React
1	4		Brian Dzingai	ZIM	20.23 Q	. 0.182
2	7		Walter Dix	USA	20.27 Q	. 0.162
3	8		Christopher Williams	JAM	20.28 Q	. 0.159
4	6		Christian Malcolm	GBR	20.30 q	(SB) 0.188
5	9		Stéphane Buckland	MRI	20.37 q	(SB) 0.188
6	5		Roman Smirnov	RUS	20.62	. 0.161
7	3		Shinji Takahira	JPN	20.63	. 0.185
8	2		Matic Osovnikar	SLO	20.95	. 0.171

Heat 3
18 August 2008 - 20:19

Position	Lane	Bib	Athlete	Country	Mark	. React
1	5		Brendan Christian	ANT	20.26 Q	. 0.166
2	8		Churandy Martina	AHO	20.42 Q	. 0.175
3	9		Kristof Beyens	BEL	20.50 Q	. 0.155
4	6		Marcin Jedrusinski	POL	20.58	(=SB) 0.199
5	4		Aaron Armstrong	TRI	20.58	. 0.155
6	7		Obinna Metu	NGR	20.65	. 0.195
7	2		Sandro Viana	BRA	21.07	. 0.168
8	3		Marc Schneeberger	SUI	21.48	. 0.156

Heat 4
18 August 2008 - 20:26

Position	Lane	Bib	Athlete	Country	Mark	. React
1	8		Paul Hession	IRL	20.32 Q	(SB) 0.190
2	4		Wallace Spearmon	USA	20.39 Q	. 0.202
3	6		Jaysuma Saidu Ndure	NOR	20.45 Q	(SB) 0.131
4	7		Rondell Sorrillo	TRI	20.63	. 0.164
5	5		Ramil Guliyev	AZE	20.66	(NR) 0.174
6	3		Visa Hongisto	FIN	20.76	. 0.124
7	2		Thuso Mpuang	RSA	21.04	. 0.162
.	9		Marvin Anderson	JAM	DNF	. 0.187

The XXIX Olympic Games
Beijing (National Stadium) (PAN) - Monday, Aug 18, 2008
Long Jump - M FINAL

18 August 2008 - 20:10

Position	Bib	Athlete	Country	Mark	Wind	.
1		Irving Saladino	PAN	8.34	(-0.3)	.
2		Godfrey Khotso Mokoena	RSA	8.24	(0.0)	.
3		Ibrahim Camejo	CUB	8.20	(0.2)	.
4		Ngonidzashe Makusha	ZIM	8.19	(0.6)	.
5		Wilfredo Martínez	CUB	8.19	(-0.4)	.
6		Ndiss Kaba Badji	SEN	8.16	(0.2)	(SB)
7		Luis Felipe Méliz	ESP	8.07	(-0.1)	.
8		Roman Novotný	CZE	8.00	(-0.3)	.
9		Gable Garenamotse	BOT	7.85	(0.1)	.
10		Greg Rutherford	GBR	7.84	(-0.4)	.
11		Hussein Taher Al-Sabee	KSA	7.80	(0.0)	.
.		Louís Tsátoumas	GRE	NM	.	.

Athlete	1st	2nd	3rd	4th	5th	6th
Irving Saladino		8.17 (-0.1)	8.21 (0.1)	8.34 (-0.3)		
Godfrey Khotso Mokoena	7.86 (0.1)		8.02 (0.2)	8.24 (0.0)		
Ibrahim Camejo	7.94 (0.1)	8.09 (-0.2)	8.08 (-0.1)	7.88 (0.4)	7.93 (-0.2)	8.20 (0.2)
Ngonidzashe Makusha	8.19 (0.6)	8.06 (0.3)	8.05 (-0.4)	8.10 (0.1)	8.05 (-0.1)	6.48 (-0.3)
Wilfredo Martínez	7.60 (0.0)	7.90 (-0.1)		8.04 (0.0)		8.19 (-0.4)
Ndiss Kaba Badji	8.03 (0.6)		8.02 (1.0)	8.16 (0.2)	8.03 (-0.1)	7.92 (-0.4)
Luis Felipe Méliz		8.02 (-0.2)			7.98 (-0.4)	8.07 (-0.1)
Roman Novotný	7.87 (0.1)	7.75 (-0.1)	8.00 (-0.3)		7.82 (0.2)	7.94 (-0.1)
Gable Garenamotse		7.85 (0.1)				
Greg Rutherford		5.20 (-0.3)	7.84 (-0.4)			
Hussein Taher Al-Sabee	7.80 (0.0)					
Louís Tsátoumas						

The XXI X Olympic Games
Beijing (National Stadium) (USA) - Monday, Aug 18, 2008
400 Metres Hurdles - W SEMI-FINAL

Qual. rule: first 4 of each heat (Q) qualified

Heat 1

18 August 2008 - 20:45

Position	Lane	Bib	Athlete	Country	Mark	. React
1	2		Sheena Tosta	USA	54.07 Q	. 0.247
2	4		Tasha Danvers	GBR	54.31 Q	(SB) 0.262
3	6		Anna Jesien	POL	54.36 Q	. 0.220
4	5		Ekaterina Bikert	RUS	54.38 Q	. 0.221
5	9		Nickiesha Wilson	JAM	54.67	. 0.229
6	7		Anastasia Ott	RUS	54.74	(PB) 0.208
7	8		Satomi Kubokura	JPN	56.69	. 0.281
8	3		Angela Morosanu	ROU	57.67	. 0.353

Heat 2

18 August 2008 - 20:52

Position	Lane	Bib	Athlete	Country	Mark	. React
1	5		Melaine Walker	JAM	54.20 Q	. 0.274
2	4		Anastasiya Rabchenyuk	UKR	54.60 Q	(PB) 0.229
3	6		Tiffany Williams	USA	54.99 Q	. 0.173
4	8		Zuzana Hejnová	CZE	55.17 Q	. 0.217
5	2		Aissata Soulama	BUR	55.69	(SB) 0.269
6	7		Irina Obedina	RUS	55.69	. 0.223
7	3		Queen Harrison	USA	55.88	. 0.288
8	9		Tsvetelina Kirilova	BUL	55.97	. 0.200

The XXIX Olympic Games

Beijing (National Stadium) (KEN) - Monday, Aug 18, 2008

3000 Metres Steeplechase - M FINAL

18 August 2008 - 21:10

Position	Bib	Athlete	Country	Mark	. React
1		Brimin Kiprop Kipruto	KEN	8:10.34	(SB)
2		Mahiedine Mekhissi-Benabbad	FRA	8:10.49	(PB)
3		Richard Kipkemboi Mateelong	KEN	8:11.01	.
4		Yacob Jarso	ETH	8:13.47	(NR)
5		Bouabdellah Tahri	FRA	8:14.79	.
6		Youcef Abdi	AUS	8:16.36	(PB)
7		Ezekiel Kemboi	KEN	8:16.38	.
8		Abubaker Ali Kamal	QAT	8:16.59	.
9		Benjamin Kiplagat	UGA	8:20.27	.

10	Mustafa Mohamed	SWE	8:20.69	.
11	Tareq Mubarak Taher	BRN	8:21.59	.
12	Ion Luchianov	MDA	8:27.82	.
13	Anthony Famiglietti	USA	8:31.21	.
14	Ruben Ramolefi	RSA	8:34.58	.
15	Abdelkader Hachlaf	MAR	9:02.06	.

The XXIX Olympic Games
Beijing (National Stadium) (KEN) - Monday, Aug 18, 2008
800 Metres - W FINAL

18 August 2008 - 21:35

Position	Lane	Bib	Athlete	Country	Mark	.
1	4		Pamela Jelimo	KEN	1:54.87	(WJ)
2	7		Janeth Jepkosgei	KEN	1:56.07	(SB)
3	8		Hasna Benhassi	MAR	1:56.73	(SB)
4	6		Svetlana Klyuka	RUS	1:56.94	.
5	2		Maria de Lurdes Mutola	MOZ	1:57.68	(SB)
6	3		Kenia Sinclair	JAM	1:58.24	(SB)
7	9		Yuliya Krevsun	UKR	1:58.73	.
8	5		Tatyana Andrianova	RUS	2:02.63	.

The XXIX Olympic Games
Beijing (National Stadium) (USA) - Monday, Aug 18, 2008
400 Metres Hurdles - M FINAL

18 August 2008 - 22:00

Position	Lane	Bib	Athlete	Country	Mark	.	React
1	6		Angelo Taylor	USA	47.25	(PB)	0.164
2	4		Kerron Clement	USA	47.98	.	0.265
3	7		Bershawn Jackson	USA	48.06	.	0.145
4	5		Danny McFarlane	JAM	48.30	(SB)	0.213
5	8		L.J. van Zyl	RSA	48.42	.	0.253
6	3		Marek Plawgo	POL	48.52	(SB)	0.226
7	9		Markino Buckley	JAM	48.60	.	0.264
8	2		Periklís Iakovákis	GRE	49.96	.	0.195

The XXIX Olympic Games
Beijing (National Stadium) (CZE) - Tuesday, Aug 19, 2008
Javelin Throw - W QUALIFICATION
Qual. rule: qualification standard 61.50m or at least best 12 qualified

**Group A
19 August 2008 - 9:00**

Position	Bib	Athlete	Country	Mark	
1		Barbora Špotáková	CZE	67.69 Q	.
2		Steffi Nerius	GER	63.94 Q	.
3		Mariya Abakumova	RUS	63.48 Q	.
4		Mercedes Chilla	ESP	61.81 Q	(SB)
5		Li Zhang	CHN	61.77 Q	.
6		Osleidys Menéndez	CUB	60.51 q	.
7		Sinta Ozolina	LAT	60.13 q	(NR)
8		Urszula Piwnicka	POL	59.28	.
9		Sávva Líka	GRE	59.11	.
10		Vira Rebryk	UKR	59.05	.
11		Chunfeng Chang	CHN	58.42	.
12		Nikolett Szabó	HUN	57.15	.
13		Natallia Shymchuk	BLR	57.11	.
14		Sílvia Cruz	POR	57.06	.
15		Alessandra Resende	BRA	56.53	.
16		Inga Stasiulionytė	LTU	55.66	.
17		Sunette Viljoen	RSA	55.58	.
18		Anastasiya Svechnikova	UZB	55.31	.
19		Martina Ratej	SLO	55.30	.
20		Zuleima Araméndiz	COL	54.71	.
21		Monica Stoian	ROU	54.56	.
22		Kara Patterson	USA	54.39	.
23		Nadeeka Lakmali	SRI	54.28	.
24		Christina Scherwin	DEN	53.95	(SB)
25		Kyong-ae Kim	KOR	53.13	.
26		María González	VEN	50.51	.
.		Zahra Bani	ITA	NM	.

Athlete	1st	2nd	3rd
Barbora Špotáková	67.69		
Steffi Nerius	59.15	59.74	63.94
Mariya Abakumova	61.23	63.48	
Mercedes Chilla	56.98	61.81	
Li Zhang	58.30	61.77	

Osleidys Menéndez	60.51		60.41
Sinta Ozolina	60.13		52.62
Urszula Piwnicka	51.33	52.99	59.28
Sávva Líka	56.44	58.59	59.11
Vira Rebryk	55.77	57.12	59.05
Chunfeng Chang	58.42		
Nikolett Szabó	56.98	57.15	
Natallia Shymchuk	55.56	57.11	
Sílvia Cruz	54.65	57.06	
Alessandra Resende	54.05	56.53	54.32
Inga Stasiulionytė	55.66		55.34
Sunette Viljoen	53.14	55.58	53.82
Anastasiya Svechnikova	55.31		48.71
Martina Ratej	55.30	51.56	53.24
Zuleima Araméndiz	51.30	54.71	
Monica Stoian		54.56	
Kara Patterson	54.00	50.35	54.39
Nadeeka Lakmali		53.44	54.28
Christina Scherwin	53.95		
Kyong-ae Kim	51.46	48.00	53.13
María González	48.37	50.51	42.32
Zahra Bani			

Group B
19 August 2008 - 10:40

Position	Bib	Athlete	Country	Mark	
1		Christina Obergföll	GER	67.52 Q	.
2		Goldie Sayers	GBR	62.99 Q	.
3		Barbara Madejczyk	POL	62.81 Q	(SB)
4		Kathrina Molitor	GER	60.92 q	.
5		Felicia Tilea-Moldovan	ROU	60.81 q	.
6		Justine Robbeson	RSA	59.63	.
7		Mikaela Ingberg	FIN	58.82	.
8		Yanet Cruz	CUB	58.06	.
9		Lavern Eve	BAH	57.36	.
10		Jarmila Klimešová	CZE	57.25	.
11		Olha Ivankova	UKR	57.05	.

12	Moonika Aava	EST	56.94	.
13	Buoban Pamang	THA	56.35	(SB)
14	Lindy Leveau-Agricole	SEY	56.32	(SB)
15	Erma-Gene Evans	LCA	56.27	.
16	Maryna Novik	BLR	56.10	.
17	Olivia McKoy	JAM	55.51	.
18	Tetyana Lyakhovych	UKR	55.50	.
19	Kim Kreiner	USA	55.13	.
20	Dan Song	CHN	54.32	.
21	Alexandra Nasta-Tsisiou	CYP	53.24	.
22	Mariya Yakovenko	RUS	51.67	.
23	Serafina Akeli	SAM	49.26	.
24	Ásdís Hjálmsdóttir	ISL	48.59	.
25	Leryn Franco	PAR	45.34	.
26	Rumyana Karapetrova	BUL	40.15	.
.	Tatjana Jelaca	SRB	NM	.

Athlete	1st	2nd	3rd
Christina Obergföll	67.52		
Goldie Sayers	60.79	62.99	
Barbara Madejczyk	62.81		
Kathrina Molitor	55.65	53.50	60.92
Felicia Tilea-Moldovan	53.25	55.89	60.81
Justine Robbeson	56.75	54.26	59.63
Mikaela Ingberg	55.71	58.82	58.36
Yanet Cruz	58.06	57.15	57.03
Lavern Eve	55.22	57.36	55.15
Jarmila Klimešová	52.18	57.25	
Olha Ivankova	55.63	51.98	57.05
Moonika Aava		56.94	
Buoban Pamang	53.69		56.35
Lindy Leveau-Agricole	56.32	55.90	50.74
Erma-Gene Evans	46.79	54.60	56.27
Maryna Novik	56.10		53.48
Olivia McKoy	55.51		53.85
Tetyana Lyakhovych	55.50		53.59

Kim Kreiner	55.13	53.81	53.48
Dan Song	53.11	54.32	
Alexandra Nasta-Tsisiou	53.24		47.18
Mariya Yakovenko	47.90	51.67	50.49
Serafina Akeli	47.83	42.78	49.26
Ásdís Hjálmsdóttir			48.59
Leryn Franco	45.34		43.77
Rumyana Karapetrova	40.15		
Tatjana Jelaca			

The XXI X Olympic Games
Beijing (National Stadium) (BRA) - Tuesday, Aug 19, 2008
Long Jump - W QUALIFICATION
Qual. rule: qualification standard 6.75m or at least best 12 qualified

Group A - revised
19 August 2008 - 9:40

Position	Bib	Athlete	Country	Mark	Wind	
1		Maurren Higa Maggi	BRA	6.79 Q	(0.3)	.
2		Carolina Klüft	SWE	6.70 q	(1.0)	.
3		Grace Upshaw	USA	6.68 q	(0.6)	.
4		Oksana Udmurtova	RUS	6.63 q	(0.5)	.
5		Tabia Charles	CAN	6.61 q	(0.6)	.
6		Funmi Jimoh	USA	6.61 q	(0.8)	.
7		Chelsea Hammond	JAM	6.60 q	(0.4)	.
8		Hrysopiýí Devetzí	GRE	6.57	(0.4)	.
9		Yargelis Savigne	CUB	6.49	(0.1)	.
10		Denisa Ščerbová	CZE	6.46	(1.5)	.
11		Patricia Sylvester	GRN	6.44	(0.9)	.
12		Viktoriya Rybalko	UKR	6.43	(0.3)	.
13		Karin Mey Melis	TUR	6.42	(-0.4)	.
14		Nina Kolaric	SLO	6.40	(0.6)	.
15		Naide Gomes	POR	6.29	(0.5)	.
16		Volha Sergeenka	BLR	6.25	(0.1)	.
17		Pamela Mouele Mboussi	CGO	6.06	(0.9)	(NR)
18		Rhonda Watkins	TRI	5.88	(0.5)	.
19		Tricia Flores	BIZ	5.25	(1.2)	.
.		Jana Veldáková	SVK	NM	.	.

Lyudmila Blonska

UKR

DQ

(0.8)

Athlete	1st	2nd	3rd
Murren Higa Maggi	6.68 (0.3)	6.79 (0.3)	
Carolina Klüft	6.70 (1.0)		
Grace Upshaw	6.47 (-0.2)	6.68 (0.6)	
Oksana Udmurtova	6.48 (1.3)		6.63 (0.5)
Tabia Charles	6.33 (1.5)	6.61 (0.6)	6.49 (0.9)
Funmi Jimoh	6.42 (0.9)	6.28 (1.1)	6.61 (0.8)
Chelsea Hammond	6.60 (0.4)		
Hrysopiýi Devetzí		6.57 (0.4)	
Yargelis Savigne			6.49 (0.1)
Denisa Ščerbová	6.40 (0.8)	6.46 (1.5)	5.17 (-0.1)
Patricia Sylvester	6.44 (0.9)	6.42 (0.1)	6.38 (0.4)
Viktoriya Rybalko			6.43 (0.3)
Karin Mey Melis		6.42 (-0.4)	
Nina Kolaric	4.92 (1.4)	6.19 (0.0)	6.40 (0.6)
Naide Gomes			6.29 (0.5)
Volha Sergeenka	6.25 (0.1)	6.02 (0.4)	6.09 (-0.6)
Pamela Mouele Mboussi		5.94 (0.6)	6.06 (0.9)
Rhonda Watkins		5.88 (0.5)	
Tricia Flores	5.25 (1.2)		
Jana Veldáková			
Lyudmila Blonska			

Group B - revised
19 August 2008 - 9:40

Position	Bib	Athlete	Country	Mark	Wind
1		Brittney Reese	USA	6.87 Q	(1.1)

2	Tatyana Lebedeva	RUS	6.70 q	(1.4)	.
3	Keila Costa	BRA	6.62 q	(0.7)	.
4	Jade Johnson	GBR	6.61 q	(0.7)	.
5	Blessing Akagbare	NGR	6.59 q	(0.4)	.
6	Tatyana Kotova	RUS	6.57	(1.2)	.
7	Concepción Montaner	ESP	6.53	(0.7)	.
8	Bronwyn Thompson	AUS	6.53	(0.3)	.
9	Iryna Charnushenka-Stasiuk	BLR	6.48	(1.1)	.
10	Kumiko Ikeda	JPN	6.47	(0.1)	.
11	Viorica Tigau	ROU	6.44	(0.2)	.
12	Ruky Abdulai	CAN	6.41	(0.4)	.
13	Ksenija Balta	EST	6.38	(0.7)	.
14	Soon-ok Jung	KOR	6.33	(0.5)	.
15	Olga Rypakova	KAZ	6.30	(1.5)	.
16	Ivana Španovic	SRB	6.30	(1.8)	.
17	Oleksandra Stadnyuk	UKR	6.19	(0.0)	.
18	Marestella Torres	PHI	6.17	(0.8)	.
19	Arantxa King	BER	6.01	(-0.3)	.
.	Anju Bobby George	IND	NM	.	.
.	Jackie Edwards	BAH	NM	.	.

Athlete	1st	2nd	3rd
Brittney Reese		6.87 (1.1)	
Tatyana Lebedeva	6.65 (0.7)	6.70 (1.4)	
Keila Costa		6.44 (0.4)	6.62 (0.7)
Jade Johnson	6.33 (0.0)	6.15 (0.2)	6.61 (0.7)
Blessing Akagbare	6.37 (0.2)	6.49 (0.9)	6.59 (0.4)
Tatyana Kotova	6.37 (1.0)	6.57 (1.2)	
Concepción Montaner	6.53 (0.7)	6.42 (1.1)	6.43 (0.7)
Bronwyn Thompson		6.53 (0.3)	
Iryna Charnushenka-Stasiuk	6.48 (1.1)		

Kumiko Ikeda	6.44 (0.8)	6.47 (0.1)	
Viorica Tigau		6.38 (0.7)	6.44 (0.2)
Ruky Abdulai		6.41 (0.4)	6.25 (1.0)
Ksenija Balta		6.38 (0.7)	
Soon-ok Jung			6.33 (0.5)
Olga Rypakova		6.30 (1.5)	6.04 (0.6)
Ivana Španovic			6.30 (1.8)
Oleksandra Stadnyuk		6.19 (0.0)	
Marestella Torres	4.27 (0.6)	5.94 (-0.1)	6.17 (0.8)
Arantxa King	6.01 (-0.3)		
Anju Bobby George			
Jackie Edwards			

The XXI X Olympic Games
Beijing (National Stadium) (USA) - Tuesday, Aug 19, 2008
200 Metres - W HEATS
Qual. rule: first 4 of each heat (Q) plus the 8 fastest times (q) qualified

Heat 1
19 August 2008 - 10:00

Position	Lane	Bib	Athlete	Country	Mark	. React
1	7		Allyson Felix	USA	23.02 Q	0.189
2	8		Susanthika Jayasinghe	SRI	23.04 Q	0.235
3	9		Virgil Hodge	SKN	23.14 Q	0.226
4	4		Aleksandra Fedoriva	RUS	23.29 Q	0.206
5	5		Inna Eftimova	BUL	23.50 q	0.197
6	6		Kia Davis	LBR	24.31	0.217
7	3		Kirsten Nieuwendam	SUR	24.46 (NR)	0.190
.	2		Vida Anim	GHA	DNS	

Heat 2
19 August 2008 - 10:07

Position	Lane	Bib	Athlete	Country	Mark	. React
1	3		Muna Lee	USA	22.71 Q	0.174
2	4		Muriel Hurtis-Houairi	FRA	22.72 Q	0.210
3	2		Cydonie Mothersill	CAY	22.76 Q (SB)	0.222

4	6	Yuliya Chermoshanskaya	RUS	22.98 Q	.	0.204
5	7	Ivet Lalova	BUL	23.13 q	(SB)	0.207
6	9	Marielis Sánchez	DOM	24.05	.	0.265
7	5	Carol Rodríguez	PUR	24.07	.	0.195
.	8	Kim Gevaert	BEL	DNS	.	

Heat 3
19 August 2008 - 10:14

Position	Lane	Bib	Athlete	Country	Mark	. React
1	3		Marshevet Hooker	USA	23.07 Q	0.196
2	2		Debbie Ferguson-McKenzie	BAH	23.22 Q	0.174
3	9		Oludamola Osayomi	NGR	23.31 Q	0.192
4	8		Eleni Artymata	CYP	23.58 Q	(SB) 0.200
5	7		Sabina Veit	SLO	23.62	0.213
6	6		Gloria Kemasuode	NGR	23.72	0.216
7	5		Meritzer Williams	SKN	23.83	0.225
8	4		Fabienne Féraez	BEN	24.07	0.250

Heat 4
19 August 2008 - 10:21

Position	Lane	Bib	Athlete	Country	Mark	. React
1	8		Rakia Al-Gassra	BRN	22.81 Q	0.276
2	4		Emily Freeman	GBR	22.95 Q	0.200
3	7		Kerron Stewart	JAM	23.03 Q	0.269
4	2		Ionela Târlea	ROU	23.24 Q	0.187
5	5		Darlenis Obregón	COL	23.33 q	0.220
6	9		Guzel Khubbieva	UZB	23.44 q	0.154
7	3		Jade Bailey	BAR	23.62	0.220
8	6		Lai Lai Win	MYA	24.37	0.195

Heat 5
19 August 2008 - 10:28

Position	Lane	Bib	Athlete	Country	Mark	. React
1	6		Veronica Campbell-Brown	JAM	23.04 Q	0.209
2	8		Kadiatou Camara	MLI	23.06 Q	0.245
3	5		Natalia Rusakova	RUS	23.21 Q	0.205
4	3		Sheniqua Ferguson	BAH	23.33 Q	0.188
5	4		Adrienne Power	CAN	23.40 q	0.168
6	9		Vincenza Cali	ITA	23.44 q	0.210
7	7		Isabel Le Roux	RSA	23.67	0.201
8	2		Samia Yusuf Omar	SOM	32.16	

Heat 6
19 August 2008 - 10:35

Position	Lane	Bib	Athlete	Country	Mark	. React
1	6		Nataliya Pyhyda	UKR	22.91 Q	(=PB) 0.180
2	9		Sherone Simpson	JAM	22.94 Q	. 0.193
3	2		Roxana Díaz	CUB	23.09 Q	. 0.182
4	7		LaVerne Jones-Ferrette	ISV	23.12 Q	. 0.178
5	8		Evelyn dos Santos	BRA	23.43 q	. 0.211
6	3		Allison George	GRN	23.45 q	. 0.235
7	5		Marta Jeschke	POL	23.59	. 0.180
8	4		Gretta Taslakian	LIB	25.32	(SB) 0.208

The XXIX Olympic Games
Beijing (National Stadium) (CZE) - Tuesday, Aug 19, 2008
Javelin Throw - W QUALIFICATION
Qual. rule: qualification standard 61.50m or at least best 12 qualified

Group A
19 August 2008 - 9:00

Position	Bib	Athlete	Country	Mark	. React
1		Barbora Špotáková	CZE	67.69 Q	. .
2		Steffi Nerius	GER	63.94 Q	. .
3		Mariya Abakumova	RUS	63.48 Q	. .
4		Mercedes Chilla	ESP	61.81 Q	(SB) .
5		Li Zhang	CHN	61.77 Q	. .
6		Osleidys Menéndez	CUB	60.51 q	. .
7		Sinta Ozolina	LAT	60.13 q	(NR) .
8		Urszula Piwnicka	POL	59.28	. .
9		Sávva Líka	GRE	59.11	. .
10		Vira Rebryk	UKR	59.05	. .
11		Chunfeng Chang	CHN	58.42	. .
12		Nikolett Szabó	HUN	57.15	. .
13		Natallia Shymchuk	BLR	57.11	. .
14		Silvia Cruz	POR	57.06	. .
15		Alessandra Resende	BRA	56.53	. .
16		Inga Stasiulionytė	LTU	55.66	. .
17		Sunette Viljoen	RSA	55.58	. .
18		Anastasiya Svechnikova	UZB	55.31	. .
19		Martina Ratej	SLO	55.30	. .

20	Zuleima Araméndiz	COL	54.71	.
21	Monica Stoian	ROU	54.56	.
22	Kara Patterson	USA	54.39	.
23	Nadeeka Lakmali	SRI	54.28	.
24	Christina Scherwin	DEN	53.95	(SB)
25	Kyong-ae Kim	KOR	53.13	.
26	María González	VEN	50.51	.
.	Zahra Bani	ITA	NM	.

Athlete	1st	2nd	3rd
Barbora Špotáková	67.69		
Steffi Nerius	59.15	59.74	63.94
Mariya Abakumova	61.23	63.48	
Mercedes Chilla	56.98	61.81	
Li Zhang	58.30	61.77	
Osleidys Menéndez	60.51		60.41
Sinta Ozolina	60.13		52.62
Urszula Piwnicka	51.33	52.99	59.28
Sávva Líka	56.44	58.59	59.11
Vira Rebryk	55.77	57.12	59.05
Chunfeng Chang	58.42		
Nikolett Szabó	56.98	57.15	
Natallia Shymchuk	55.56	57.11	
Sílvia Cruz	54.65	57.06	
Alessandra Resende	54.05	56.53	54.32
Inga Stasiulionytė	55.66		55.34
Sunette Viljoen	53.14	55.58	53.82
Anastasiya Svechnikova	55.31		48.71
Martina Ratej	55.30	51.56	53.24
Zuleima Araméndiz	51.30	54.71	
Monica Stoian		54.56	
Kara Patterson	54.00	50.35	54.39
Nadeeka Lakmali		53.44	54.28
Christina Scherwin	53.95		
Kyong-ae Kim	51.46	48.00	53.13
María González	48.37	50.51	42.32

Zahra Bani

**Group B
19 August 2008 - 10:40**

Position	Bib	Athlete	Country	Mark	
1		Christina Obergföll	GER	67.52 Q	.
2		Goldie Sayers	GBR	62.99 Q	.
3		Barbara Madejczyk	POL	62.81 Q	(SB)
4		Kathrina Molitor	GER	60.92 q	.
5		Felicia Tilea-Moldovan	ROU	60.81 q	.
6		Justine Robbeson	RSA	59.63	.
7		Mikaela Ingberg	FIN	58.82	.
8		Yanet Cruz	CUB	58.06	.
9		Lavern Eve	BAH	57.36	.
10		Jarmila Klimešová	CZE	57.25	.
11		Olha Ivankova	UKR	57.05	.
12		Moonika Aava	EST	56.94	.
13		Buoban Pamang	THA	56.35	(SB)
14		Lindy Leveau-Agricole	SEY	56.32	(SB)
15		Erma-Gene Evans	LCA	56.27	.
16		Maryna Novik	BLR	56.10	.
17		Olivia McKoy	JAM	55.51	.
18		Tetyana Lyakhovych	UKR	55.50	.
19		Kim Kreiner	USA	55.13	.
20		Dan Song	CHN	54.32	.
21		Alexandra Nasta-Tsisiou	CYP	53.24	.
22		Mariya Yakovenko	RUS	51.67	.
23		Serafina Akeli	SAM	49.26	.
24		Ásdís Hjálmsdóttir	ISL	48.59	.
25		Leryn Franco	PAR	45.34	.
26		Rumyana Karapetrova	BUL	40.15	.
.		Tatjana Jelaca	SRB	NM	.

Athlete	1st	2nd	3rd
Christina Obergföll	67.52		
Goldie Sayers	60.79	62.99	
Barbara Madejczyk	62.81		
Kathrina Molitor	55.65	53.50	60.92

Felicia Tilea-Moldovan	53.25	55.89	60.81
Justine Robbeson	56.75	54.26	59.63
Mikaela Ingberg	55.71	58.82	58.36
Yanet Cruz	58.06	57.15	57.03
Lavern Eve	55.22	57.36	55.15
Jarmila Klimešová	52.18	57.25	
Olha Ivankova	55.63	51.98	57.05
Moonika Aava		56.94	
Buoban Pamang	53.69		56.35
Lindy Leveau-Agricole	56.32	55.90	50.74
Erma-Gene Evans	46.79	54.60	56.27
Maryna Novik	56.10		53.48
Olivia McKoy	55.51		53.85
Tetyana Lyakhovych	55.50		53.59
Kim Kreiner	55.13	53.81	53.48
Dan Song	53.11	54.32	
Alexandra Nasta-Tsisiou	53.24		47.18
Mariya Yakovenko	47.90	51.67	50.49
Serafina Akeli	47.83	42.78	49.26
Ásdís Hjálmsdóttir			48.59
Leryn Franco	45.34		43.77
Rumyana Karapetrova	40.15		
Tatjana Jelaca			

The XXIX Olympic Games
Beijing (National Stadium) (JAM) - Tuesday, Aug 19, 2008
200 Metres - W QUARTER-FINAL
Qual. rule: first 3 of each heat (Q) plus the 4 fastest times (q) qualified

Heat 1
19 August 2008 - 19:00

Position	Lane	Bib	Athlete	Country	Mark	. React
1	4		Veronica Campbell-Brown	JAM	22.64 Q	. 0.168
2	6		Allyson Felix	USA	22.74 Q	. 0.199
3	7		Debbie Ferguson-McKenzie	BAH	22.77 Q	. 0.166
4	5		Cydonie Mothersill	CAY	22.83 q	. 0.233
5	9		Ionela Târlea	ROU	23.22	. 0.214
6	2		Evelyn dos Santos	BRA	23.35	. 0.203

7	8	LaVerne Jones-Ferrette	ISV	23.37	.	0.186
.	3	Guzel Khubbieva	UZB	DNS	.	

Heat 2
19 August 2008 - 19:07

Position	Lane	Bib	Athlete	Country	Mark	. React
1	7		Rakia Al-Gassra	BRN	22.76 Q	. 0.246
2	5		Muriel Hurtis-Houairi	FRA	22.89 Q	. 0.179
3	6		Susanthika Jayasinghe	SRI	22.94 Q	. 0.256
4	4		Roxana Díaz	CUB	22.98 q	. 0.180
5	8		Aleksandra Fedoriva	RUS	23.04 q	. 0.244
6	9		Oludamola Osayomi	NGR	23.27	. 0.195
7	2		Darlenis Obregón	COL	23.40	. 0.167
8	3		Inna Eftimova	BUL	23.48	. 0.188

Heat 3
19 August 2008 - 19:14

Position	Lane	Bib	Athlete	Country	Mark	. React
1	9		Yuliya Chermoshanskaya	RUS	22.63 Q (PB)	. 0.193
2	6		Kerron Stewart	JAM	22.74 Q	. 0.212
3	4		Marshevet Hooker	USA	22.76 Q	. 0.198
4	5		Nataliya Pyhyda	UKR	23.03 q	. 0.172
5	7		Kadiatou Camara	MLI	23.06	. 0.213
6	2		Adrienne Power	CAN	23.51	. 0.156
7	3		Vincenza Cali	ITA	23.56	. 0.204
8	8		Sheniqua Ferguson	BAH	23.61	. 0.199

Heat 4
19 August 2008 - 19:21

Position	Lane	Bib	Athlete	Country	Mark	. React
1	5		Sherone Simpson	JAM	22.60 Q	. 0.176
2	7		Muna Lee	USA	22.83 Q	. 0.246
3	6		Emily Freeman	GBR	22.95 Q	. 0.187
4	3		Ivet Lalova	BUL	23.15	. 0.169
5	4		Virgil Hodge	SKN	23.17	. 0.223
6	8		Natalia Rusakova	RUS	23.28	. 0.220
7	9		Eleni Artymata	CYP	23.77	. 0.185
8	2		Allison George	GRN	23.77	. 0.305

The XXIX Olympic Games
Beijing (National Stadium) (RUS) - Tuesday, Aug 19, 2008
High Jump - M FINAL

19 August 2008 - 19:10

Position	Bib	Athlete	Country	Mark	
1		Andrey Silnov	RUS	2.36	.
2		Germaine Mason	GBR	2.34	(=PB)
3		Yaroslav Rybakov	RUS	2.34	(SB)
4		Stefan Holm	SWE	2.32	.
5		Raul Spank	GER	2.32	(PB)
6		Jaroslav Bába	CZE	2.29	.
7		Tomáš Janku	CZE	2.29	.
8		Tom Parsons	GBR	2.25	.
9		Martyn Bernard	GBR	2.25	.
10		Filippo Campioli	ITA	2.20	.
10		Jessé de Lima	BRA	2.20	.
12		Rožle Prezelj	SLO	2.20	.

Athlete	2.15	2.20	2.25	2.29	2.32	2.34	2.36	2.42
Andrey Silnov	o	o	o	o	o	o	xxx	
Germaine Mason	o	o	x	o	o	xxx		
Yaroslav Rybakov	o	o	o	xxo	o	xxx		
Stefan Holm	o	o	o	o	x	xx		
Raul Spank	o	o	o	o	xxo	xx	x	
Jaroslav Bába	o	o	o	o	x	x	x	
Tomáš Janku	o	o	o	xo	x	xx		
Tom Parsons	o	o	o	xxx				
Martyn Bernard	o	o	xo	x	xx			
Filippo Campioli	o	o	xxx					
Jessé de Lima	o	xxx						
Rožle Prezelj	o	xxo	xxx					

The XXIX Olympic Games
Beijing (National Stadium) (ETH) - Tuesday, Aug 19, 2008
5000 Metres - W HEATS
 Qual. rule: first 6 of each heat (Q) plus the 3 fastest times (q) qualified

Heat 1
19 August 2008 - 19:35

Position	Bib	Athlete	Country	Mark
1		Tirunesh Dibaba	ETH	15:09.89 Q

2	Sylvia Jebiwott Kibet	KEN	15:10.37 Q	.
3	Alemitu Bekele	TUR	15:10.92 Q	.
4	Meselech Melkamu	ETH	15:11.21 Q	.
5	Gulnara Samitova-Galkina	RUS	15:11.46 Q	.
6	Jennifer Rhines	USA	15:15.12 Q	.
7	Yuriko Kobayashi	JPN	15:15.87	.
8	Simret Sultan	ERI	15:16.25	(NR)
9	Volha Krautsova	BLR	15:21.85	(SB)
10	Silvia Weissteiner	ITA	15:23.45	.
11	Yingying Zhang	CHN	15:23.81	(SB)
12	Zakia Mrisho Mohamed	TAN	15:24.28	.
13	Dolores Checa	ESP	15:31.22	.
14	Jessica Augusto	POR	16:05.71	.
15	Lucia Chandamale	MAW	16:44.09	.
16	Celma Bonfim da Graça	STP	17:25.99	(NR)

Intermediate	Bib	Athlete	Nation	Mark
1000m		Silvia Weissteiner	ITA	3:04.85
2000m		Dolores Checa	ESP	6:10.02
3000m		Dolores Checa	ESP	9:18.42
4000m		Gulnara Samitova-Galkina	RUS	12:23.46

Heat 2
19 August 2008 - 20:05

Position	Bib	Athlete	Country	Mark	
1		Meseret Defar	ETH	14:56.32 Q	.
2		Vivian Cheruiyot	KEN	14:57.27 Q	(SB)
3		Liliya Shobukhova	RUS	14:57.77 Q	.
4		Priscah Jepleting Cherono	KEN	14:58.07 Q	.
5		Elvan Abeylegesse	TUR	14:58.79 Q	(SB)
6		Shalane Flanagan	USA	14:59.69 Q	(SB)
7		Kara Goucher	USA	15:00.98 q	.
8		Megan Metcalfe	CAN	15:11.23 q	(PB)
9		Fei Xue	CHN	15:13.25 q	(SB)
10		Kayoko Fukushi	JPN	15:20.46	.
11		Mariam Alaoui Selsouli	MAR	15:21.47	.
12		Yukiko Akaba	JPN	15:38.30	.
13		Krisztina Papp	HUN	16:08.86	.

14		Francine Niyonizigiye	BDI	17:08.44	.
.		Yelena Zadorozhnaya	RUS	DNF	.
.		Joanne Pavey	GBR	DNS	.

The XXIX Olympic Games
Beijing (National Stadium) (USA) - Tuesday, Aug 19, 2008
110 Metres Hurdles - M QUARTER-FINAL
Qual. rule: first 3 of each heat (Q) plus the 4 fastest times (q) qualified

Heat 1

19 August 2008 - 20:45

Position	Lane	Bib	Athlete	Country	Mark	. React
1	4		David Payne	USA	13.24 Q	0.158
2	7		Petr Svoboda	CZE	13.41 Q	0.175
3	9		Dongpeng Shi	CHN	13.42 Q	0.148
4	5		Konstadinos Douvalidis	GRE	13.46 q	(NR) 0.159
5	8		Richard Phillips	JAM	13.48 q	(SB) 0.136
6	3		Mikel Thomas	TRI	13.62	(PB) 0.156
7	6		Igor Peremota	RUS	13.70	0.143
8	2		Héctor Cotto	PUR	13.73	0.152

Heat 2

19 August 2008 - 20:53

Position	Lane	Bib	Athlete	Country	Mark	. React
1	4		Dayron Robles	CUB	13.19 Q	0.167
2	6		Artur Noga	POL	13.36 Q	(PB) 0.161
3	9		Gregory Sedoc	NED	13.43 Q	(SB) 0.153
4	8		Samuel Coco-Viloin	FRA	13.51 q	0.188
5	5		Andrew Turner	GBR	13.53	0.147
6	3		Jung-joon Lee	KOR	13.55	(NR) 0.138
7	7		Shamar Sands	BAH	13.55	0.227
8	2		David Ilariani	GEO	13.74	0.149

Heat 3

19 August 2008 - 21:02

Position	Lane	Bib	Athlete	Country	Mark	. React
1	8		Maurice Wignall	JAM	13.36 Q	(SB) 0.173
2	5		Ryan Brathwaite	BAR	13.44 Q	0.162
3	7		Paulo Villar	COL	13.46 Q	0.153
4	4		Marcel van der Westen	NED	13.48 q	0.149
5	9		Dániel Kiss	HUN	13.63	0.159
6	6		Allan Scott	GBR	13.66	0.121

7	3	Dudley Dorival	HAI	13.71	(SB)	0.142
.	2	Mohamed Issa Al-Thawadi	QAT	DQ	.	.

Heat 4
19 August 2008 - 21:10

Position	Lane	Bib	Athlete	Country	Mark	React
1	5		David Oliver	USA	13.16 Q	0.156
2	7		Ladji Doucouré	FRA	13.39 Q	0.190
3	4		Jackson Quiñónez	ESP	13.47 Q	0.167
4	9		Selim Nurudeen	NGR	13.66	0.194
5	3		Ronald Forbes	CAY	13.72	0.175
6	6		Wei Ji	CHN	13.80	0.173
7	8		Anselmo da Silva	BRA	13.84	0.154
.	2		Damjan Zlatnar	SLO	DNS	.

The XXIX Olympic Games
Beijing (National Stadium) (EST) - Tuesday, Aug 19, 2008
Discus Throw - M FINAL

19 August 2008 - 21:00

Position	Bib	Athlete	Country	Mark
1		Gerd Kanter	EST	68.82
2		Piotr Malachowski	POL	67.82
3		Virgilijus Alekna	LTU	67.79
4		Robert Harting	GER	67.09
5		Yennifer Frank Casañas	ESP	66.49
6		Bogdan Pishchalnikov	RUS	65.88 (PB)
7		Rutger Smith	NED	65.39
8		Róbert Fazekas	HUN	63.43
9		Mario Pestano	ESP	63.42
10		Rashid Shafi Al-Dosari	QAT	62.55
11		Frantz Kruger	FIN	61.98
12		Aleksander Tammert	EST	61.38

Athlete	1st	2nd	3rd	4th	5th	6th
Gerd Kanter	63.44	66.38	62.75	68.82		65.98
Piotr Malachowski	66.45	67.82	66.98	63.91	65.78	
Virgilijus Alekna		65.77	64.42	67.79		67.18
Robert Harting	65.58	64.84	67.09			66.51
Yennifer Frank Casañas	59.54	62.16	64.46	64.11	64.97	66.49

Bogdan Pishchalnikov	64.09	64.25	61.13	65.88	
Rutger Smith	64.61	65.31	64.36	64.25	65.39
Róbert Fazekas	62.25	63.43	62.49		59.34
Mario Pestano	60.46	62.84	63.42		
Rashid Shafi Al-Dosari	59.62		62.55		
Frantz Kruger	61.98	61.80	60.71		
Aleksander Tammert		61.32	61.38		

The XXIX Olympic Games
Beijing (National Stadium) (AHO) - Tuesday, Aug 19, 2008
200 Metres - M SEMI-FINAL
Qual. rule: first 4 of each heat (Q) qualified

Heat 1
19 August 2008 - 21:25

Position	Lane	Bib	Athlete	Country	Mark		. React
1	7		Churandy Martina	AHO	20.11 Q	(NR)	0.154
2	6		Brian Dzingai	ZIM	20.17 Q	(=SB)	0.184
3	4		Walter Dix	USA	20.19 Q	.	0.161
4	3		Christian Malcolm	GBR	20.25 Q	(SB)	0.181
5	5		Paul Hession	IRL	20.38	.	0.175
6	9		Christopher Williams	JAM	20.45	.	0.217
7	2		Jared Connaughton	CAN	20.58	.	0.146
8	8		Kristof Beyens	BEL	20.69	.	0.211

Heat 2
19 August 2008 - 21:33

Position	Lane	Bib	Athlete	Country	Mark		. React
1	6		Usain Bolt	JAM	20.09 Q	.	0.175
2	5		Shawn Crawford	USA	20.12 Q	.	0.173
3	7		Wallace Spearmon	USA	20.14 Q	.	0.196
4	8		Kim Collins	SKN	20.25 Q	(SB)	0.191
5	4		Brendan Christian	ANT	20.29	.	0.135
6	2		Stéphane Buckland	MRI	20.48	.	0.141
7	3		Marlon Devonish	GBR	20.57	.	0.158
.	9		Jaysuma Saidy Ndure	NOR	DNS	.	

The XXI X Olympic Games
Beijing (National Stadium) (USA) - Tuesday, Aug 19, 2008
400 Metres - M SEMI-FINAL

Qual. rule: first 2 of each heat (Q) plus the 2 fastest times (q) qualified

Heat 1

19 August 2008 - 21:45

Position	Lane	Bib	Athlete	Country	Mark	. React
1	6		Jeremy Wariner	USA	44.15 Q	. 0.224
2	5		Chris Brown	BAH	44.59 Q	. 0.244
3	3		Kévin Borlée	BEL	44.88	(NR) 0.162
4	7		Nery Brenes	CRC	44.94	(NR) 0.169
5	4		Saul Weigopwa	NGR	45.02	(SB) 0.168
6	2		William Collazo	CUB	45.06	(PB) 0.191
7	8		Tabarie Henry	ISV	45.19	(NR) 0.165
8	9		Claudio Licciardello	ITA	45.64	. 0.259

Heat 2

19 August 2008 - 21:52

Position	Lane	Bib	Athlete	Country	Mark	. React
1	6		Leslie Djhone	FRA	44.79 Q	(SB) 0.159
2	4		David Neville	USA	44.91 Q	. 0.190
3	5		Joel Milburn	AUS	45.06	. 0.187
4	9		Ricardo Chambers	JAM	45.09	. 0.220
5	3		Jonathan Borlée	BEL	45.11	(PB) 0.191
6	8		James Godday	NGR	45.24	. 0.185
7	2		Andretti Bain	BAH	45.52	. 0.196
8	7		Andrew Steele	GBR	45.59	. 0.216

Heat 3

19 August 2008 - 21:59

Position	Lane	Bib	Athlete	Country	Mark	. React
1	7		LaShawn Merritt	USA	44.12 Q	. 0.187
2	6		Martyn Rooney	GBR	44.60 Q	(PB) 0.126
3	8		Johan Wissman	SWE	44.64 q	(SB) 0.211
4	5		Renny Quow	TRI	44.82 q	(PB) 0.204
5	2		Gary Kikaya	COD	44.94	. 0.187
6	9		Michael Mathieu	BAH	45.56	. 0.203
7	4		Sean Wroe	AUS	45.56	. 0.205
8	3		Cedric van Branteghem	BEL	45.81	. 0.199

The XXIX Olympic Games
Beijing (National Stadium) (GBR) - Tuesday, Aug 19, 2008
400 Metres - W FINAL

19 August 2008 - 22:10

Position	Lane	Bib	Athlete	Country	Mark	. React
1	4		Christine Ohuruogu	GBR	49.62	(SB) 0.237
2	6		Shericka Williams	JAM	49.69	(PB) 0.207
3	7		Sanya Richards	USA	49.93	. 0.196
4	5		Yulia Gushchina	RUS	50.01	(PB) 0.242
5	9		Anastasiya Kapachinskaya	RUS	50.03	(PB) 0.378
6	3		Tatyana Firova	RUS	50.11	(SB) 0.196
7	2		Rosemarie Whyte	JAM	50.68	. 0.181
8	8		Amantle Montsho	BOT	51.18	. 0.299

The XXI X Olympic Games
Beijing (National Stadium) (USA) - Tuesday, Aug 19, 2008
100 Metres Hurdles - W FINAL

19 August 2008 - 22:30

Wind: 0.1 m/s

Position	Lane	Bib	Athlete	Country	Mark	. React
1	6		Dawn Harper	USA	12.54	(PB) 0.193
2	3		Sally McLellan	AUS	12.64	. 0.138
3	8		Priscilla Lopes-Schliep	CAN	12.64	. 0.174
4	7		Damu Cherry	USA	12.65	. 0.239
5	5		Delloreen Ennis-London	JAM	12.65	. 0.151
6	9		Brigitte Foster-Hylton	JAM	12.66	. 0.167
7	4		LoLo Jones	USA	12.72	. 0.185
8	2		Sarah Claxton	GBR	12.94	. 0.163

The XXIX Olympic Games
Beijing (National Stadium) (BRN) - Tuesday, Aug 19, 2008
1500 Metres - M FINAL

19 August 2008 - 22:50

Position	Bib	Athlete	Country	Mark	.
1		Rashid Ramzi	BRN	3:32.94	.
2		Asbel Kipruto Kiprop	KEN	3:33.11	.
3		Nicholas Willis	NZL	3:34.16	.
4		Mehdi Baala	FRA	3:34.21	.
5		Juan Carlos Higuero	ESP	3:34.44	.
6		Abdalaati Iguider	MAR	3:34.66	.

7	Juan van Deventer	RSA	3:34.77	.
8	Belal Mansoor Ali	BRN	3:35.23	.
9	Andrew Baddeley	GBR	3:35.37	.
10	Augustine Kiprono Choge	KEN	3:35.50	.
11	Daham Najim Bashir	QAT	3:37.68	.
12	Christian Obrist	ITA	3:39.87	.

The XXIX Olympic Games
Beijing (National Stadium) (KEN) - Wednesday, Aug 20, 2008
800 Metres - M HEATS
Qual. rule: first 2 of each heat (Q) plus the 8 fastest times (q) qualified

Heat 1
20 August 2008 - 19:00

Position	Lane	Bib	Athlete	Country	Mark	
1	6		Wilfred Bungei	KEN	1:44.90 Q	(SB)
2	3		Yuriy Borzakovskiy	RUS	1:45.15 Q	.
3	4		Nadjim Manseur	ALG	1:45.62 q	.
4	5		Fabiano Peçanha	BRA	1:46.54 q	.
5	2		Thomas Chamney	IRL	1:47.66	.
6	7		Lachlan Renshaw	AUS	1:49.19	.
7	8		Ehsan Mohajershojaei	IRI	1:49.25	.

Heat 2
20 August 2008 - 19:08

Position	Lane	Bib	Athlete	Country	Mark	
1	2		Abubaker Kaki	SUD	1:46.98 Q	.
2	6		Mohammed Al-Salhi	KSA	1:47.02 Q	.
3	4		Dmitriy Bogdanov	RUS	1:47.49	.
4	7		Onalenna Baloyi	BOT	1:47.89	.
5	5		Jozef Repcik	SVK	1:48.64	.
6	8		Leonardo Price	ARG	1:49.39	.
.	3		Antar Zerguelaine	ALG	DNS	.

Heat 3
20 August 2008 - 19:16

Position	Lane	Bib	Athlete	Country	Mark	
1	2		Michael Rimmer	GBR	1:47.61 Q	.
2	7		Mbulaeni Mulaudzi	RSA	1:47.64 Q	.
3	8		Pawel Czapiewski	POL	1:47.66	.
4	3		Miguel Quesada	ESP	1:48.06	.
5	6		Xiangyu Li	CHN	1:48.44	.

6	4	Vitalij Kozlov	LTU	1:48.96	.
7	5	Samwel Mwera	TAN	1:50.67	.
.	9	Nicholas Willis	NZL	DNS	.

Heat 4
20 August 2008 - 19:24

Position	Lane	Bib	Athlete	Country	Mark	.
1	6		Nick Symmonds	USA	1:46.01 Q	.
2	8		Alfred Kirwa Yego	KEN	1:46.04 Q	.
3	9		Antonio Manuel Reina	ESP	1:46.30 q	.
4	5		Andy González	CUB	1:46.59	.
5	4		Mouhssin Chehibi	MAR	1:46.75	.
6	7		Eduard Villanueva	VEN	1:47.64	.
7	3		Dinh Cong Nguyen	VIE	1:52.06	.
8	2		Derek Mandell	GUM	1:57.48	(PB)

Heat 5
20 August 2008 - 19:32

Position	Lane	Bib	Athlete	Country	Mark	.
1	4		Manuel Olmedo	ESP	1:45.78 Q	.
2	5		Ismail Ahmed Ismail	SUD	1:45.87 Q	.
3	8		Gary Reed	CAN	1:46.02 q	.
4	7		Dmitrijs Milkevics	LAT	1:47.12	.
5	2		Samson Ngoepe	RSA	1:47.42	.
6	3		Aunese Curreen	SAM	1:47.45	(NR)
7	6		Souleymane Ould Chebal	MTN	1:57.43	.
.	9		Byron Piedra	ECU	DNS	.

Heat 6
20 August 2008 - 19:40

Position	Lane	Bib	Athlete	Country	Mark	.
1	8		Amine Laalou	MAR	1:47.86 Q	.
2	5		Abraham Chepkirwok	UGA	1:47.93 Q	.
3	7		Jakub Holuša	CZE	1:48.19	.
4	3		Christian Smith	USA	1:48.20	.
5	9		Kleberson Davide	BRA	1:48.53	.
6	4		Achraf Tadili	CAN	1:48.87	.
7	6		Fadrique Iglesias	BOL	1:50.57	.
8	2		Mohammed Ahmed Al-Yafaee	YEM	1:54.82	.

Heat 7
20 August 2008 - 19:48

Position	Lane	Bib	Athlete	Country	Mark	.
----------	------	-----	---------	---------	------	---

1	3	Mohammad Al-Azemi	KUW	1:46.94 Q	.
2	8	Yusuf Saad Kamel	BRN	1:46.94 Q	.
3	5	Robert Lathouwers	NED	1:46.94	.
4	2	Andrew Wheating	USA	1:47.05	.
5	7	Abdoulaye Wagne	SEN	1:47.50	.
6	4	Aldwyn Sappleton	JAM	1:48.19	.
7	6	Sergey Pakura	KGZ	1:50.54	.

Heat 8
20 August 2008 - 19:56

Position	Lane	Bib	Athlete	Country	Mark	.
1	5		Yeimer López	CUB	1:45.66 Q	.
2	6		Boaz Kiplagat Lalang	KEN	1:45.72 Q	.
3	4		Nabil Madi	ALG	1:45.75 q	.
4	2		Marcin Lewandowski	POL	1:45.89 q	(SB)
5	3		Belal Mansoor Ali	BRN	1:45.95 q	(SB)
6	7		Sajad Moradi	IRI	1:46.10 q	.
7	8		Yassine Bensghir	MAR	1:46.88	.
8	9		Mikko Lahtio	FIN	1:47.20	.

The XXIX Olympic Games
Beijing (National Stadium) (BLR) - Wednesday, Aug 20, 2008
Hammer Throw - W FINAL

20 August 2008 - 19:20

Position	Bib	Athlete	Country	Mark	.
1		Aksana Miankova	BLR	76.34	(OR)
2		Yipsi Moreno	CUB	75.20	.
3		Wenxiu Zhang	CHN	74.32	(SB)
4		Darya Pchel'nik	BLR	73.65	.
5		Manuela Montebrun	FRA	72.54	.
6		Anita Wlodarczyk	POL	71.56	.
7		Clarissa Claretti	ITA	71.33	.
8		Martina Danišová-Hrasnová	SVK	71.00	.
9		Betty Heidler	GER	70.06	.
10		Yelena Priyma	RUS	69.72	.
11		Stiliani Papadopoulou	GRE	64.97	.
.		Kamila Skolimowska	POL	NM	.

Athlete	1st	2nd	3rd	4th	5th	6th
---------	-----	-----	-----	-----	-----	-----

Aksana Miankova	74.40		72.23		76.34	51.72
Yipsi Moreno		73.95	72.61		74.70	75.20
Wenxiu Zhang	74.00	74.32	73.40	73.50	70.75	73.53
Darya Pchelnik	69.10	72.46	72.82	71.00	72.83	73.65
Manuela Montebrun	67.63	70.55	70.01	72.54	71.92	70.63
Anita Włodarczyk	69.39		71.56	70.86		
Clarissa Claretti		71.33				
Martina Danišová-Hrasnová	68.28		71.00		70.19	
Betty Heidler			70.06			
Yelena Priyma	68.19	69.72	67.33			
Stilianí Papadopoulou			64.97			
Kamila Skolimowska						

The XXIX Olympic Games
Beijing (National Stadium) (USA) - Wednesday, Aug 20, 2008
5000 Metres - M HEATS

Qual. rule: first 4 of each heat (Q) plus the 3 fastest times (q) qualified

Heat 1
20 August 2008 - 20:15

Position	Bib	Athlete	Country	Mark
1		Matthew Tegenkamp	USA	13:37.36 Q
2		Eliud Kipchoge	KEN	13:37.50 Q
3		Tariku Bekele	ETH	13:37.63 Q
4		Kidane Tadasse	ERI	13:37.72 Q
5		Aelemayehu Bezabeh	ESP	13:37.88 q
6		Alistair Ian Cragg	IRL	13:38.57 q
7		Juan Luis Barrios	MEX	13:42.39 q
8		Anis Selmouni	MAR	13:43.70
9		Aadam Ismaeel Khamis	BRN	13:44.76
10		Collis Birmingham	AUS	13:44.90
11		Geofrey Kusuro	UGA	13:50.50
12		Sultan Khamis Zaman	QAT	13:53.38
13		Takayuki Matsumiya	JPN	14:20.24
14		Soe Min Thu	MYA	15:50.56

Heat 2
20 August 2008 - 20:35

Position	Bib	Athlete	Country	Mark
1		Edwin Cheruiyot Soi	KEN	13:46.41 Q

2	Moses Kipsiro	UGA	13:46.58 Q	.
3	Abreham Cherkos	ETH	13:47.60 Q	.
4	Jesús España	ESP	13:48.88 Q	.
5	Ali Abdalla	ERI	13:49.68	.
6	Mohammed Farah	GBR	13:50.95	.
7	Adrian Blincoe	NZL	13:55.27	.
8	Mourad Marofit	MAR	14:00.76	.
9	Ian Dobson	USA	14:05.47	.
10	Tonny Wamulwa	ZAM	14:06.96	.
11	Kevin Sullivan	CAN	14:09.16	.
12	Ali Saïdi-Sief	ALG	14:15.00	.
13	Nader Almassri	PLE	14:41.10	.
.	Rashid Ramzi	BRN	DNS	.

**Heat 3
20 August 2008 - 20:55**

Position	Bib	Athlete	Country	Mark	
1		Bernard Lagat	USA	13:39.70 Q	.
2		James Kwalia C'Kurui	QAT	13:39.96 Q	.
3		Kenenisa Bekele	ETH	13:40.13 Q	.
4		Thomas Pkemei Longosiwa	KEN	13:41.30 Q	.
5		Craig Mottram	AUS	13:44.39	.
6		Moukheld Al-Outaibi	KSA	13:47.00	.
7		Kensuke Takezawa	JPN	13:49.42	(SB)
8		Monder Rizki	BEL	13:54.41	.
9		Alberto García	ESP	13:58.20	.
10		Philippe Bandi	SUI	13:59.68	.
11		Abdelaziz Ennaji El Idrissi	MAR	14:05.30	.
12		Abdinasir Said Ibrahim	SOM	14:21.58	.
.		Selim Bayrak	TUR	DNS	.
.		Hasan Mahboob	BRN	DNS	.
.		David Galván	MEX	DNS	.

The XXIX Olympic Games
Beijing (National Stadium) (RUS) - Wednesday, Aug 20, 2008
Pole Vault - M QUALIFICATION
Qual. rule: qualification standard 5.75m or at least best 12 qualified

Group A - revised
20 August 2008 - 20:40

Position	Bib	Athlete	Country	Mark	
1		Igor Pavlov	RUS	5.65 q	.
2		Jérôme Clavier	FRA	5.65 q	.
2		Denys Yurchenko	UKR	5.65 q	.
2		Leonid Andreev	UZB	5.65 q	(=PB)
2		Raphael Holzdeppe	GER	5.65 q	.
6		Jan Kudlicka	CZE	5.65 q	.
7		Dmitry Starodubtsev	RUS	5.65 q	.
8		Maksym Mazuryk	UKR	5.55	.
8		Paul Burgess	AUS	5.55	.
10		Jeff Hartwig	USA	5.55	.
10		Feiliang Liu	CHN	5.55	.
12		Jesper Fritz	SWE	5.45	.
13		Giovanni Lanaro	MEX	5.45	.
14		Jurij Rován	SLO	5.30	.
.		Steven Lewis	GBR	NM	.
.		Germán Chiaraviglio	ARG	NM	.
.		Brad Walker	USA	NM	.
.		Yoo Suk Kim	KOR	NM	.
.		Iliyan Efremov	BUL	NM	.

Athlete	5.15	5.15	5.30	5.30	5.45	5.45	5.55	5.55	5.65	5.65
Igor Pavlov	o	o								
Jérôme Clavier	o	o	xo							
Denys Yurchenko	o	xo								
Leonid Andreev	o	o	o	xo						
Raphael Holzdeppe	o	o	xo							
Jan Kudlicka	o	o	xo	xo						
Dmitry Starodubtsev	xo	xxo	xo							
Maksym Mazuryk	o	xo	xxx							
Paul Burgess	o	xo	xxx							
Jeff Hartwig	o	xxo	xxx							
Feiliang Liu	o	o	xxo	xxx						
Jesper Fritz	xo	o	xxx							
Giovanni Lanaro	xo	xxx								
Jurij Rován	xx	o	xxx							

Tim Lobinger	o	xo	xxx
Daichi Sawano	o	xo	xxx
Oleksandr Korchmid	o	xxx	
Mikko Latvala	o	xxx	
Fábio Gomes da Silva	xo	xxx	
Spas Bukhalov	xo	xxx	
Kevin Rans	o	xxo	xxx
Aleksandr Averbukh	xxo	xxx	
Dominic Johnson	o	xxx	
Štěpán Janacek	o	o	xxx
Lázaro Borges			

The XXIX Olympic Games
Beijing (National Stadium) (CUB) - Wednesday, Aug 20, 2008
110 Metres Hurdles - M SEMI-FINAL
Qual. rule: first 4 of each heat (Q) qualified

Heat 1
20 August 2008 - 21:30

Position	Lane	Bib	Athlete	Country	Mark	. React
1	4		Dayron Robles	CUB	13.12 Q	. 0.221
2	6		David Payne	USA	13.21 Q	(SB) 0.177
3	5		Ladji Doucouré	FRA	13.22 Q	(SB) 0.183
4	3		Richard Phillips	JAM	13.43 Q	(SB) 0.153
5	2		Konstadinos Douvalídis	GRE	13.55	. 0.157
6	8		Gregory Sedoc	NED	13.60	. 0.162
7	7		Petr Svoboda	CZE	13.60	. 0.182
8	9		Paulo Villar	COL	13.85	. 0.153

Heat 2
20 August 2008 - 21:39

Position	Lane	Bib	Athlete	Country	Mark	. React
1	6		David Oliver	USA	13.31 Q	. 0.169
2	5		Artur Noga	POL	13.34 Q	(PB) 0.181
3	9		Jackson Quiñónez	ESP	13.40 Q	(=SB) 0.173
4	7		Maurice Wignall	JAM	13.40 Q	. 0.141
5	8		Dongpeng Shi	CHN	13.42	. 0.141
6	3		Marcel van der Westen	NED	13.45	. 0.124
7	4		Ryan Brathwaite	BAR	13.59	. 0.147
8	2		Samuel Coco-Viloin	FRA	13.65	. 0.187

The XXIX Olympic Games
Beijing (National Stadium) (JAM) - Wednesday, Aug 20, 2008
200 Metres - W SEMI-FINAL
Qual. rule: first 4 of each heat (Q) qualified

Heat 1
20 August 2008 - 21:55

Position	Lane	Bib	Athlete	Country	Mark	. React
1	5		Veronica Campbell-Brown	JAM	22.19 Q	. 0.187
2	7		Kerron Stewart	JAM	22.29 Q	. 0.217
3	4		Muna Lee	USA	22.29 Q	(PB) 0.186
4	9		Debbie Ferguson-McKenzie	BAH	22.51 Q	. 0.165
5	6		Yuliya Chermoshanskaya	RUS	22.57	(PB) 0.204
6	3		Nataliya Pyhyda	UKR	22.95	. 0.160
7	8		Susanthika Jayasinghe	SRI	22.98	. 0.245
8	2		Roxana Díaz	CUB	23.12	. 0.177

Heat 2
20 August 2008 - 22:04

Position	Lane	Bib	Athlete	Country	Mark	. React
1	7		Allyson Felix	USA	22.33 Q	. 0.181
2	9		Marshevet Hooker	USA	22.50 Q	. 0.196
3	5		Sherone Simpson	JAM	22.50 Q	. 0.175
4	3		Cydonie Mothersill	CAY	22.61 Q	(SB) 0.212
5	4		Muriel Hurtis-Houairi	FRA	22.71	. 0.188
6	6		Rakia Al-Gassra	BRN	22.72	. 0.259
7	8		Emily Freeman	GBR	22.83	. 0.201
8	2		Aleksandra Fedoriva	RUS	23.22	. 0.202

The XXIX Olympic Games
Beijing (National Stadium) (JAM) - Wednesday, Aug 20, 2008
200 Metres - M FINAL

20 August 2008 - 22:20 - revised

Wind: -0.9 m/s

Position	Lane	Bib	Athlete	Country	Mark	. React
1	5		Usain Bolt	JAM	19.30	(WR) 0.182
2	4		Shawn Crawford	USA	19.96	. 0.210
3	8		Walter Dix	USA	19.98	. 0.151
4	6		Brian Dzingai	ZIM	20.22	. 0.185
5	3		Christian Malcolm	GBR	20.40	. 0.212
6	2		Kim Collins	SKN	20.59	. 0.165

7	Churandy Martina	AHO	DQ	0.144
9	Wallace Spearmon	USA	DQ	0.167

The XXIX Olympic Games
Beijing (National Stadium) (JAM) - Wednesday, Aug 20, 2008
400 Metres Hurdles - W FINAL

20 August 2008 - 22:35

Position	Lane	Bib	Athlete	Country	Mark	React
1	6		Melaine Walker	JAM	52.64	(OR) 0.236
2	5		Sheena Tosta	USA	53.70	0.191
3	7		Tasha Danvers	GBR	53.84	(PB) 0.189
4	4		Anastasiya Rabchenyuk	UKR	53.96	(PB) 0.248
5	9		Anna Jesien	POL	54.29	(SB) 0.206
6	2		Ekaterina Bikert	RUS	54.96	0.193
7	3		Zuzana Hejnová	CZE	54.97	0.195
8	8		Tiffany Williams	USA	57.55	0.184

The XXIX Olympic Games
Beijing (National Stadium) (RUS) - Thursday, Aug 21, 2008
20 Kilometres Race Walk - W FINAL

21 August 2008 - 9:00

Position	Bib	Athlete	Country	Mark	React
1		Olga Kaniskina	RUS	1:26:31	(OR)
2		Kjersti Plätzer	NOR	1:27:07	(NR)
3		Elisa Rigaud	ITA	1:27:12	(PB)
4		Hong Liu	CHN	1:27:17	(PB)
5		María Vasco	ESP	1:27:25	(NR)
6		Beatriz Pascual	ESP	1:27:44	(PB)
7		Olive Loughnane	IRL	1:27:45	(PB)
8		Ana Cabecinha	POR	1:27:46	(NR)
9		Athanasía Tsoumeléka	GRE	1:27:54	(NR)
10		Vera Santos	POR	1:28:14	(PB)
11		Ryta Turava	BLR	1:28:26	(SB)
12		Tatyana Sibileva	RUS	1:28:28	
13		Na Shi	CHN	1:29:08	(SB)
14		Mayumi Kawasaki	JPN	1:29:43	

15	Sabine Zimmer	GER	1:30:19	.
16	Sonata Milušauskaitė	LTU	1:30:26	(NR)
17	Vira Zozulya	UKR	1:30:31	.
18	María José Poves	ESP	1:30:52	.
19	Kristina Saltanovic	LTU	1:31:03	(SB)
20	Jane Saville	AUS	1:31:17	.
21	Sylwia Korzeniowska	POL	1:31:19	.
22	Johanna Jackson	GBR	1:31:33	(NR)
23	Melanie Seeger	GER	1:31:56	.
24	Ana Maria Groza	ROU	1:32:16	.
25	Evaggelía Xinoú	GRE	1:32:19	(PB)
26	Sachiko Konishi	JPN	1:32:21	.
27	Zuzana Schindlerová	CZE	1:32:57	(PB)
28	Claire Woods	AUS	1:33:02	(=PB)
29	Mi-Jung Kim	KOR	1:33:55	.
30	Svetlana Tolstaya	KAZ	1:34:03	(SB)
31	Joanne Dow	USA	1:34:15	(SB)
32	Zuzana Malíková	SVK	1:34:33	(SB)
33	Sniazhana Yurchanka	BLR	1:35:33	.
34	Nadiia Borovska	UKR	1:35:50	.
35	Sandra Zapata	COL	1:36:18	.
36	Johana Ordóñez	ECU	1:36:26	.
37	Tania Regina Spindler	BRA	1:36:46	.
38	Veronica Colindres	ESA	1:36:52	(SB)
39	Edina Füsti	HUN	1:37:03	.
40	Kellie Wapshott	AUS	1:37:59	.
41	Déspina Zapounídou	GRE	1:39:11	.
42	Jolanta Dukure	LAT	1:41:03	.
43	Evelyn Nuñez	GUA	1:44:13	.
.	Tatyana Kalmykova	RUS	DQ	.
.	Mingxia Yang	CHN	DQ	.
.	Elena Ginko	BLR	DQ	.
.	Yufang Yuan	MAS	DNF	.
.	Susana Feitor	POR	DNF	.

Intermediate

Position	Bib	Athlete	Country	Mark
1		Olga Kaniskina	RUS	42:43
2		Ryta Turava	BLR	43:28
3		María Vasco	ESP	43:28
4		Hong Liu	CHN	43:28
5		Tatyana Kalmykova	RUS	43:28
6		Kjersti Plätzer	NOR	43:29
7		Mingxia Yang	CHN	43:29
8		Elisa Rigaudó	ITA	43:32
9		Beatriz Pascual	ESP	43:32
10		Ana Cabecinha	POR	43:33
11		Tatyana Sibileva	RUS	43:46
12		Vera Santos	POR	43:57
13		Olive Loughnane	IRL	44:08
14		Na Shi	CHN	44:08
15		Elena Ginko	BLR	44:08

The XXIX Olympic Games
Beijing (National Stadium) (CUB) - Thursday, Aug 21, 2008
100 Metres - M DECATHLON

Heat 1
21 August 2008 - 9:20

Position	Lane	Bib	Athlete	Country	Mark	. Points	React
1	6		Leonel Suárez	CUB	10.90 (PB)	883	0.149
2	3		Aleksandr Pogorelov	RUS	11.07 .	845	0.159
3	7		André Niklaus	GER	11.12 .	834	0.147
4	9		Mikk Pahapill	EST	11.15 .	827	0.153
5	2		Mikko Halvari	FIN	11.18 .	821	0.167
6	5		Roman Šebrle	CZE	11.21 .	814	0.150
7	4		Damjan Sitar	SLO	11.21 .	814	0.158
8	8		Janis Karlivans	LAT	11.36 .	782	0.153

Heat 2
21 August 2008 - 9:27

Position	Lane	Bib	Athlete	Country	Mark	. Points	React
1	4		Yordani García	CUB	10.64 (PB)	942	0.144
2	8		Maurice Smith	JAM	10.85 (SB)	894	0.148

3	3	Andres Raja	EST	10.89	(=PB)	885	0.145
4	2	Andrei Krauchanka	BLR	10.96	(SB)	870	0.174
5	6	Carlos Eduardo Chinin	BRA	10.99	.	863	0.176
6	9	Alexey Sysoev	RUS	11.03	.	854	0.156
7	5	Daniel Awde	GBR	11.06	.	847	0.145
8	7	Tom Pappas	USA	11.12	.	834	0.191

Heat 3
21 August 2008 - 9:34

Position	Lane	Bib	Athlete	Country	Mark	. Points	React	
1	2		Bryan Clay	USA	10.44	.	989	0.136
2	3		Trey Hardee	USA	10.52	.	970	0.144
3	8		Oleksiy Kasyanov	UKR	10.53	(PB)	968	0.157
4	7		Jangy Addy	LBR	10.76	(PB)	915	0.187
5	5		Michael Schrader	GER	10.80	.	906	0.186
6	9		Arthur Abele	GER	10.90	.	883	0.136
7	4		Massimo Bertocchi	CAN	11.00	.	861	0.181
8	6		Dmitriy Karpov	KAZ	11.83	.	685	0.128

Heat 4
21 August 2008 - 9:41

Position	Lane	Bib	Athlete	Country	Mark	. Points	React	
1	5		David Gómez	ESP	11.12	(SB)	834	0.137
2	6		Haifeng Qi	CHN	11.15	(SB)	827	0.177
3	3		Eugene Martineau	NED	11.19	.	819	0.129
4	7		Hans van Alphen	BEL	11.28	.	799	0.171
5	8		Aliaksandr Parkhomenka	BLR	11.29	(=SB)	797	0.194
6	4		Gonzalo Barroilhet	CHI	11.33	.	789	0.169
7	2		Pavel Andreev	UZB	11.47	.	759	0.145
8	9		Vitaliy Smirnov	UZB	11.56	.	740	0.145

Heat 5
21 August 2008 - 9:48

Position	Lane	Bib	Athlete	Country	Mark	. Points	React	
1	2		Hadi Sepehrzad	IRI	10.92	.	878	0.157
2	3		Aleksey Drozdov	RUS	11.02	.	856	0.119
3	5		Slaven Dizdarevic	SVK	11.16	.	825	0.175
4	7		Romain Barras	FRA	11.26	(SB)	804	0.170
5	8		Mikalai Shubianok	BLR	11.31	(SB)	793	0.150
6	9		Frédéric Xhonneux	BEL	11.41	(SB)	771	0.133
7	6		Attila Zsivóczky	HUN	11.86	.	679	0.179

8 4 Victor Covalenco MDA 11.87 . 677 0.154

The XXIX Olympic Games
Beijing (National Stadium) (CAN) - Thursday, Aug 21, 2008
Javelin Throw - M QUALIFICATION
 Qual. rule: qualification standard 82.50m or at least best 12 qualified

Group A
21 August 2008 - 10:10

Position	Bib	Athlete	Country	Mark	.
1		Scott Russell	CAN	80.42 q	.
2		Ainars Kovals	LAT	80.15 q	.
3		Uladzimir Kazlou	BLR	80.06 q	.
4		Teemu Wirkkala	FIN	79.79 q	.
5		Jarrold Bannister	AUS	79.79 q	.
6		Magnus Arvidsson	SWE	79.70 q	.
7		Eriks Rags	LAT	79.33	.
8		Yukifumi Murakami	JPN	78.21	.
9		Igor Janik	POL	77.63	.
10		Jae-Myong Park	KOR	76.63	.
11		John Robert Oosthuizen	RSA	76.16	.
12		Breaux Greer	USA	73.68	(SB)
13		Ignacio Guerra	CHI	73.03	.
14		Sergey Makarov	RUS	72.47	.
15		Anier Boué	CUB	71.85	.
16		Victor Fatecha	PAR	71.58	.
17		Stephan Steding	GER	70.05	.
18		Bobur Shokirjonov	UZB	69.54	.
.		Csongor Olteán	HUN	NM	.

Athlete	1st	2nd	3rd
Scott Russell	80.42		
Ainars Kovals			80.15
Uladzimir Kazlou	77.07	80.06	78.41
Teemu Wirkkala	79.79	78.89	75.81
Jarrold Bannister	79.79		77.40
Magnus Arvidsson	79.70	75.35	76.07
Eriks Rags	79.33		77.97

Yukifumi Murakami		78.21	76.29
Igor Janik	71.43	67.59	77.63
Jae-Myong Park	76.63	75.61	74.25
John Robert Oosthuizen		74.55	76.16
Breaux Greer	73.68		
Ignacio Guerra	71.07	71.35	73.03
Sergey Makarov			72.47
Anier Boué	71.29	71.85	
Víctor Fatecha	70.59	71.58	68.79
Stephan Steding		70.05	
Bobur Shokirjonov	69.54	66.29	68.29
Csongor Olteán			

Group B
21 August 2008 - 11:40

Position	Bib	Athlete	Country	Mark	.
1		Vadims Vasilevskis	LAT	83.51 Q	.
2		Ilya Korotkov	RUS	83.33 Q	.
3		Tero Pitkämäki	FIN	82.61 Q	.
4		Tero Järvenpää	FIN	82.34 q	.
5		Vítězslav Veselý	CZE	81.20 q	(PB)
6		Andreas Thorkildsen	NOR	79.85 q	.
7		Aleksandr Ivanov	RUS	79.27	.
8		Leigh Smith	USA	76.55	.
9		Stuart Farquhar	NZL	76.14	.
10		Mihkel Kukk	EST	75.56	.
11		Qi Chen	CHN	73.50	.
12		Mike Hazle	USA	72.75	.
13		Ioánnis-Yeóryios Smaliós	GRE	71.87	.
14		Roman Avramenko	UKR	71.64	.
15		Matija Kranjc	SLO	71.00	.
16		Pablo Pietrobelli	ARG	69.09	.
17		Alexander Vieweg	GER	67.49	.
18		Kolyo Neshev	BUL	66.00	.
19		Melik Janoyan	ARM	64.47	.
Athlete		1st		2nd	3rd
Vadims Vasilevskis		83.51			

Ilya Korotkov	79.13	83.33	
Tero Pitkämäki		82.61	
Tero Järvenpää	77.76	82.34	
Vítězslav Veselý		78.93	81.20
Andreas Thorkildsen	79.85		
Aleksandr Ivanov	75.73	73.89	79.27
Leigh Smith		74.18	76.55
Stuart Farquhar	76.14	75.51	73.87
Mihkel Kukk	63.42	70.55	75.56
Qi Chen	73.50		
Mike Hazle		72.75	71.69
Ioánnis-Yeóryios Smaliós		71.87	67.39
Roman Avramenko	71.64	70.68	71.10
Matija Kranjc	71.00		
Pablo Pietrobelli	58.04	66.95	69.09
Alexander Vieweg	67.49	66.37	67.39
Kolyo Neshev	66.00		
Melik Janoyan			64.47

The XXIX Olympic Games
Beijing (National Stadium) (BEL) - Thursday, Aug 21, 2008
High Jump - W QUALIFICATION

Qual. rule: qualification standard 1.96m or at least best 12 qualified

Group A
21 August 2008 - 10:50

Position	Bib	Athlete	Country	Mark	
1		Tia Hellebaut	BEL	1.93 q	.
2		Ariane Friedrich	GER	1.93 q	.
3		Svetlana Shkolina	RUS	1.93 q	.
3		Vita Palamar	UKR	1.93 q	.
5		Anna Chicherova	RUS	1.93 q	.
6		Romana Dubnová	CZE	1.93 q	.
7		Doreen Amata	NGR	1.89	.
8		Svetlana Radzivil	UZB	1.89	.
9		Amy Acuff	USA	1.89	.
10		Xingjuan Zheng	CHN	1.89	.
11		Karina Vnukova	LTU	1.85	.

12	Sharon Day						USA	1.85	.
12	Adonía Steryiou						GRE	1.85	.
14	Yekaterina Yevseyeva						KAZ	1.85	.
15	Noengrothai Chaipetch						THA	1.80	.
15	Inna Gliznuta						MDA	1.80	.
Athlete	1.80	1.80	1.85	1.85	1.89	1.89		1.93	1.93
Tia Hellebaut	o	o	o						
Ariane Friedrich	o	xo	o						
Svetlana Shkolina	o	o	o	xo					
Vita Palamar	o	o	xo						
Anna Chicherova	o	o	xo	xo					
Romana Dubnová	o	xo	o	xxo					
Doreen Amata	o	o	o	xxx					
Svetlana Radzivil	o	xo	o	xxx					
Amy Acuff	o	o	xo	xxx					
Xingjuan Zheng	xo	o	xxo	xxx					
Karina Vnukova	o	o	xxx						
Sharon Day	xo	o	xxx						
Adonía Steryiou	xo	o	xxx						
Yekaterina Yevseyeva	o	xxo	xxx						
Noengrothai Chaipetch	o	xxx							
Inna Gliznuta	o	xxx							

Group B
21 August 2008 - 10:50

Position	Bib	Athlete	Country	Mark	
1		Vita Styopina	UKR	1.93 q	.
1		Ruth Beitia	ESP	1.93 q	.
1		Marina Aitova	KAZ	1.93 q	.
4		Antonietta Di Martino	ITA	1.93 q	.
5		Iva Straková	CZE	1.93 q	.
6		Chaunté Howard	USA	1.93 q	.
6		Blanka Vlašić	CRO	1.93 q	.
8		Emma Green	SWE	1.93 q	.
9		Elena Slesarenko	RUS	1.93 q	.
10		Melanie Skotnik	FRA	1.89	.
11		Nicole Forrester	CAN	1.89	.

12	Anna Iljuštšenko	EST	1.89	.				
13	Nadejda Dusanova	UZB	1.85	.				
14	Levern Spencer	LCA	1.85	.				
.	Tatyana Efimenko	KGZ	NM	.				
.	Romary Rifka	MEX	NM	.				
Athlete	1.80	1.80	1.85	1.85	1.89	1.89	1.93	1.93
Vita Styopina	o	o	o	o				
Ruth Beitia	o	o	o	o				
Marina Aitova	o	o	o	o				
Antonietta Di Martino	xo	o	o	o				
Iva Straková	o	o	xxo	o				
Chaunté Howard	o	o	o	xo				
Blanka Vlašić	o	o	o	xo				
Emma Green	o	o	o	xxo				
Elena Slesarenko	o	o	xo	xxo				
Melanie Skotnik	o	o	o	xxx				
Nicole Forrester	o	o	xo	xxx				
Anna Iljuštšenko	o	xxo	xo	xxx				
Nadejda Dusanova	xxo	o	xxx					
Levern Spencer	xo	xxx						
Tatyana Efimenko								
Romary Rifka								

The XXIX Olympic Games
Beijing (National Stadium) (LBR) - Thursday, Aug 21, 2008
Long Jump - M DECATHLON

Group A
21 August 2008 - 11:00

Position	Bib	Athlete	Country	Mark	Wind	Points
1		Jangy Addy	LBR	7.38	(0.9) (PB)	905
2		Leonel Suárez	CUB	7.33	(0.8) (PB)	893
3		Aleksey Drozdov	RUS	7.23	(-0.1)	869
4		Haifeng Qi	CHN	7.22	(1.6)	866
5		Daniel Awde	GBR	7.12	(0.3) (SB)	842
6		Romain Barras	FRA	7.08	(1.0) (SB)	833
7		Gonzalo Barroilhet	CHI	7.08	(1.9)	833

8	Yordani García	CUB	7.07	(0.3)	(SB)	830
9	Slaven Dizdarevic	SVK	7.02	(0.3)	.	818
10	Aliaksandr Parkhomenka	BLR	6.99	(0.0)	(SB)	811
11	Mikko Halvari	FIN	6.88	(-0.2)	.	785
12	Mikalai Shubianok	BLR	6.86	(0.6)	(SB)	781
13	Hadi Sepehrzad	IRI	6.80	(1.0)	.	767
14	Alexey Sysoev	RUS	6.77	(0.3)	.	760
15	Pavel Andreev	UZB	6.62	(-0.3)	.	725
16	Hans van Alphen	BEL	6.55	(0.3)	.	709
17	Victor Covalenco	MDA	6.50	(0.7)	.	697
.	Attila Zsivóczky	HUN	NM	.		0
.	Vitaliy Smirnov	UZB	NM	.		0
.	Dmitriy Karpov	KAZ	DNS	.		0

Athlete	1st	2nd	3rd
Jangy Addy	7.31 (0.8)	7.20 (2.1)	7.38 (0.9)
Leonel Suárez		7.33 (0.8)	
Aleksey Drozdov	7.23 (-0.1)		7.15 (1.6)
Haifeng Qi		7.06 (0.1)	7.22 (1.6)
Daniel Awde	6.98 (-0.3)	7.12 (0.3)	7.04 (-0.8)
Romain Barras		6.80 (-0.7)	7.08 (1.0)
Gonzalo Barroilhet			7.08 (1.9)
Yordani García	7.07 (0.3)		7.00 (1.1)
Slaven Dizdarevic	6.83 (-1.3)	6.59 (-0.6)	7.02 (0.3)
Aliaksandr Parkhomenka	6.99 (0.0)	5.66 (-0.3)	
Mikko Halvari		6.88 (-0.2)	
Mikalai Shubianok	6.86 (0.6)	6.57 (0.8)	6.75 (0.7)
Hadi Sepehrzad	6.80 (1.0)	6.69 (-0.8)	6.63 (0.7)
Alexey Sysoev		6.77 (0.3)	6.39 (0.1)

Pavel Andreev	6.62 (-0.3)	6.47 (-0.5)	6.45 (0.7)
Hans van Alphen			6.55 (0.3)
Victor Covalenco		6.37 (-0.4)	6.50 (0.7)
Attila Zsivóczky			
Vitaliy Smirnov			
Dmitriy Karpov			

Group B
21 August 2008 - 11:00

Position	Bib	Athlete	Country	Mark	Wind	. Points
1		Bryan Clay	USA	7.78	(0.0)	(SB) 1005
2		Trey Hardee	USA	7.72	(-0.2)	. 990
3		Michael Schrader	GER	7.70	(-0.1)	. 985
4		Roman Šebrle	CZE	7.68	(0.8)	(SB) 980
5		Andrei Krauchanka	BLR	7.61	(-0.2)	. 962
6		Oleksiy Kasyanov	UKR	7.56	(1.2)	. 950
7		Tom Pappas	USA	7.41	(1.3)	. 913
8		Aleksandr Pogorelov	RUS	7.37	(0.6)	. 903
9		André Niklaus	GER	7.29	(1.4)	(SB) 883
10		Andres Raja	EST	7.29	(0.2)	. 883
11		Janis Karlivans	LAT	7.26	(1.3)	. 876
12		Damjan Sitar	SLO	7.25	(-0.1)	(SB) 874
13		Eugene Martineau	NED	7.19	(0.6)	. 859
14		Massimo Bertocchi	CAN	7.05	(-0.8)	. 826
15		Maurice Smith	JAM	7.04	(-0.8)	. 823
16		Mikk Pahapill	EST	7.04	(0.6)	. 823
17		Frédéric Xhonneux	BEL	6.94	(0.5)	. 799
18		Carlos Eduardo Chinin	BRA	6.94	(0.0)	. 799
19		David Gómez	ESP	6.85	(0.9)	. 778
20		Arthur Abele	GER	6.47	(0.3)	. 691

Athlete	1st	2nd	3rd
Bryan Clay	7.64 (0.4)	7.78 (0.0)	7.61 (-0.7)
Trey Hardee	7.72 (-0.2)	7.43 (-0.1)	7.34 (0.1)
Michael Schrader	7.70 (-0.1)	7.60 (0.6)	

Roman Šebrle	7.67 (-0.6)		7.68 (0.8)
Andrei Krauchanka	7.61 (-0.2)	7.25 (-1.0)	
Oleksiy Kasyanov		7.56 (1.2)	
Tom Pappas	7.41 (1.3)		
Aleksandr Pogorelov	7.31 (0.7)		7.37 (0.6)
André Niklaus	7.29 (1.4)	7.23 (0.0)	
Andres Raja		7.29 (0.2)	
Janis Karlivans		7.26 (1.3)	
Damjan Sitar	7.25 (-0.1)		
Eugene Martineau	7.00 (0.2)		7.19 (0.6)
Massimo Bertocchi	7.03 (1.7)	7.05 (-0.8)	
Maurice Smith	6.95 (1.4)	7.04 (-0.8)	
Mikk Pahapill		5.51 (0.5)	7.04 (0.6)
Frédéric Xhonneux	6.92 (0.2)		6.94 (0.5)
Carlos Eduardo Chinin		5.50 (0.4)	6.94
David Gómez	6.79 (0.5)	6.82 (-0.6)	6.85 (0.9)
Arthur Abele		6.47 (0.3)	

The XXIX Olympic Games
Beijing (National Stadium) (CAN) - Thursday, Aug 21, 2008
Javelin Throw - M QUALIFICATION

Qual. rule: qualification standard 82.50m or at least best 12 qualified

Group A
21 August 2008 - 10:10

Position	Bib	Athlete	Country	Mark
1		Scott Russell	CAN	80.42 q
2		Ainars Kovals	LAT	80.15 q
3		Uladzimir Kazlou	BLR	80.06 q
4		Teemu Wirkkala	FIN	79.79 q
5		Jarrold Bannister	AUS	79.79 q

6	Magnus Arvidsson	SWE	79.70 q	.
7	Eriks Rags	LAT	79.33	.
8	Yukifumi Murakami	JPN	78.21	.
9	Igor Janik	POL	77.63	.
10	Jae-Myong Park	KOR	76.63	.
11	John Robert Oosthuizen	RSA	76.16	.
12	Breaux Greer	USA	73.68	(SB)
13	Ignacio Guerra	CHI	73.03	.
14	Sergey Makarov	RUS	72.47	.
15	Anier Boué	CUB	71.85	.
16	Victor Fatecha	PAR	71.58	.
17	Stephan Steding	GER	70.05	.
18	Bobur Shokirjonov	UZB	69.54	.
.	Csongor Olteán	HUN	NM	.

Athlete	1st	2nd	3rd
Scott Russell	80.42		
Ainars Kovals			80.15
Uladzimir Kazlou	77.07	80.06	78.41
Teemu Wirkkala	79.79	78.89	75.81
Jarrold Bannister	79.79		77.40
Magnus Arvidsson	79.70	75.35	76.07
Eriks Rags	79.33		77.97
Yukifumi Murakami		78.21	76.29
Igor Janik	71.43	67.59	77.63
Jae-Myong Park	76.63	75.61	74.25
John Robert Oosthuizen		74.55	76.16
Breaux Greer	73.68		
Ignacio Guerra	71.07	71.35	73.03
Sergey Makarov			72.47
Anier Boué	71.29	71.85	
Victor Fatecha	70.59	71.58	68.79
Stephan Steding		70.05	
Bobur Shokirjonov	69.54	66.29	68.29
Csongor Olteán			

Group B
21 August 2008 - 11:40

Position	Bib	Athlete	Country	Mark	
1		Vadims Vasilevskis	LAT	83.51 Q	.
2		Ilya Korotkov	RUS	83.33 Q	.
3		Tero Pitkämäki	FIN	82.61 Q	.
4		Tero Järvenpää	FIN	82.34 q	.
5		Vítězslav Veselý	CZE	81.20 q	(PB)
6		Andreas Thorkildsen	NOR	79.85 q	.
7		Aleksandr Ivanov	RUS	79.27	.
8		Leigh Smith	USA	76.55	.
9		Stuart Farquhar	NZL	76.14	.
10		Mihkel Kukk	EST	75.56	.
11		Qi Chen	CHN	73.50	.
12		Mike Hazle	USA	72.75	.
13		Ioánnis-Yeóryios Smaliós	GRE	71.87	.
14		Roman Avramenko	UKR	71.64	.
15		Matija Kranjc	SLO	71.00	.
16		Pablo Pietrobelli	ARG	69.09	.
17		Alexander Vieweg	GER	67.49	.
18		Kolyo Neshev	BUL	66.00	.
19		Melik Janoyan	ARM	64.47	.

Athlete	1st	2nd	3rd
Vadims Vasilevskis	83.51		
Ilya Korotkov	79.13	83.33	
Tero Pitkämäki		82.61	
Tero Järvenpää	77.76	82.34	
Vítězslav Veselý		78.93	81.20
Andreas Thorkildsen	79.85		
Aleksandr Ivanov	75.73	73.89	79.27
Leigh Smith		74.18	76.55
Stuart Farquhar	76.14	75.51	73.87
Mihkel Kukk	63.42	70.55	75.56
Qi Chen	73.50		
Mike Hazle		72.75	71.69
Ioánnis-Yeóryios Smaliós		71.87	67.39
Roman Avramenko	71.64	70.68	71.10

Matija Kranjc	71.00		
Pablo Pietrobelli	58.04	66.95	69.09
Alexander Vieweg	67.49	66.37	67.39
Kolyo Neshev	66.00		
Melik Janoyan			64.47

The XXIX Olympic Games
Beijing (National Stadium) (RUS) - Thursday, Aug 21, 2008
Shot Put - M DECATHLON

Group A
21 August 2008 - 13:10

Position	Bib	Athlete	Country	Mark	. Points	
1		Aleksandr Pogorelov	RUS	16.53	.	884
2		Bryan Clay	USA	16.27	(PB)	868
3		Yordani Garcia	CUB	15.82	(PB)	840
4		Aliaksandr Parkhomenka	BLR	15.49	(SB)	820
5		Alexey Sysoev	RUS	15.42	.	816
6		Romain Barras	FRA	15.42	(PB)	816
7		Oleksiy Kasyanov	UKR	15.15	(SB)	799
8		Maurice Smith	JAM	15.09	.	795
9		Jangy Addy	LBR	14.91	(NR)	784
10		Mikalai Shubianok	BLR	14.88	.	782
11		Hans van Alphen	BEL	14.86	(SB)	781
12		Janis Karlivans	LAT	14.85	.	780
13		Andres Raja	EST	14.79	.	777
14		Roman Šebrle	CZE	14.78	.	776
15		Mikk Pahapill	EST	14.36	.	750
16		Pavel Andreev	UZB	14.15	.	738
17		Massimo Bertocchi	CAN	14.10	.	734
18		Frédéric Xhonneux	BEL	13.99	.	728
.		Tom Pappas	USA	DNS	.	0
.		Dmitriy Karpov	KAZ	DNS	.	0

Athlete	1st	2nd	3rd
Aleksandr Pogorelov	15.68	16.25	16.53
Bryan Clay	15.27	15.53	16.27
Yordani Garcia	15.82	14.35	14.64

Aliaksandr Parkhomenka	15.49	15.45	15.47
Alexey Sysoev	15.23	15.42	15.38
Romain Barras	15.42		15.12
Oleksiy Kasyanov	15.15	14.60	14.76
Maurice Smith	14.06		15.09
Jangy Addy	14.91	14.54	
Mikalai Shubianok	14.88		
Hans van Alphen		14.29	14.86
Janis Karlivans	14.72	14.85	
Andres Raja	13.99	14.60	14.79
Roman Šebrle	14.70	14.62	14.78
Mikk Pahapill	14.17		14.36
Pavel Andreev	14.15	14.02	13.82
Massimo Bertocchi	13.90	14.10	13.85
Frédéric Xhonneux	13.99	13.94	
Tom Pappas			
Dmitriy Karpov			

Group B
21 August 2008 - 13:10

Position	Bib	Athlete	Country	Mark	. Points
1		Aleksey Drozdov	RUS	16.26	. 867
2		Hadi Sepehrzad	IRI	16.02	. 852
3		Leonel Suárez	CUB	14.49	(PB) 758
4		Andrei Krauchanka	BLR	14.39	(PB) 752
5		Slaven Dizdarevic	SVK	13.97	. 727
6		Eugene Martineau	NED	13.78	(SB) 715
7		Mikko Halvari	FIN	13.72	. 711
8		Michael Schrader	GER	13.67	(SB) 708
9		David Gómez	ESP	13.58	. 703
10		Arthur Abele	GER	13.55	(SB) 701
11		Vitaliy Smirnov	UZB	13.51	. 698
12		Trey Hardee	USA	13.49	. 697
13		Victor Covalenco	MDA	13.44	. 694
14		Haifeng Qi	CHN	13.40	(SB) 692
15		André Niklaus	GER	13.23	. 681
16		Gonzalo Barroilhet	CHI	13.23	. 681

17	Damjan Sitar	SLO	12.41	.	631
18	Daniel Awde	GBR	12.03	.	608
.	Carlos Eduardo Chinin	BRA	NM	.	0
.	Attila Zsivóczky	HUN	DNS	.	0

Athlete	1st	2nd	3rd
Aleksey Drozdov	16.26		15.63
Hadi Sepehrzad	15.82	16.02	
Leonel Suárez	14.49	13.20	13.49
Andrei Krauchanka	14.05	14.39	14.12
Slaven Dizdarevic	13.01	12.99	13.97
Eugene Martineau	13.78	13.64	13.17
Mikko Halvari	13.35	13.42	13.72
Michael Schrader	12.68	13.67	
David Gómez	13.28		13.58
Arthur Abele	12.41	13.08	13.55
Vitaliy Smirnov	13.51		
Trey Hardee	13.22	13.49	
Victor Covalenco	13.05	12.63	13.44
Haifeng Qi	13.16	13.40	
André Niklaus	13.11		13.23
Gonzalo Barroilhet		13.23	
Damjan Sitar	11.42	12.41	
Daniel Awde	11.58	11.77	12.03
Carlos Eduardo Chinin			
Attila Zsivóczky			

The XXIX Olympic Games
Beijing (National Stadium) (BRN) - Thursday, Aug 21, 2008
1500 Metres - W HEATS
Qual. rule: first 3 of each heat (Q) plus the 3 fastest times (q) qualified

Heat 1
21 August 2008 - 19:00

Position	Bib	Athlete	Country	Mark	.
1		Maryam Yusuf Jamal	BRN	4:05.14 Q	.
2		Natalia Rodriguez	ESP	4:05.30 Q	.
3		Siham Hilali	MAR	4:05.36 Q	(SB)
4		Anna Mishchenko	UKR	4:05.61 q	(PB)
5		Sarah Jamieson	AUS	4:06.64	.

6	Stephanie Twell	GBR	4:06.68	.
7	Anna Jakubczak	POL	4:07.33	.
8	Christin Wurth-Thomas	USA	4:09.70	.
9	Irene Jelagat	KEN	4:09.92	.
10	Konstadína Efedáki	GRE	4:15.02	.
11	Nahida Touhami	ALG	4:18.99	.

21 August 2008 - 19:09

Position	Bib	Athlete	Country	Mark	
1		Iryna Lishchynska	UKR	4:13.60 Q	.
2		Iris Fuentes-Pila	ESP	4:14.10 Q	.
3		Btissam Lakhoad	MAR	4:14.34 Q	.
4		Susan Scott	GBR	4:14.66	.
5		Viola Kibiwot	KEN	4:15.62	.
6		Gelete Burka	ETH	4:15.77	.
7		Agnes Samaria	NAM	4:15.80	.
8		Erin Donohue	USA	4:16.05	.
9		Lisa Corrigan	AUS	4:16.32	.
10		Lidia Chojecka	POL	4:19.57	.
11		Domingas Embana Togna	GBS	5:05.76	(NR)

Heat 3
21 August 2008 - 19:18

Position	Bib	Athlete	Country	Mark	
1		Nancy Jebet Lagat	KEN	4:03.02 Q	(SB)
2		Nataliya Tobias	UKR	4:03.19 Q	(SB)
3		Lisa Dobriskey	GBR	4:03.22 Q	(PB)
4		Shannon Rowbury	USA	4:03.89 q	.
5		Anna Alminova	RUS	4:04.66 q	.
6		Sylwia Ejdys	POL	4:08.37	.
7		René Kalmer	RSA	4:08.41	.
8		Sonja Roman	SLO	4:08.52	.
9		Qing Liu	CHN	4:09.27	.
10		Meskerem Assefa	ETH	4:10.04	.
11		Bouchra Chaabi	MAR	4:19.89	.

The XXIX Olympic Games
Beijing (National Stadium) (EST) - Thursday, Aug 21, 2008
High Jump - M DECATHLON

Group A
21 August 2008 - 19:10

Position	Bib	Athlete	Country	Mark		. Points															
1		Mikk Pahapill	EST	2.11	(SB)	906															
2		Aleksey Drozdov	RUS	2.02	.	822															
3		Eugene Martineau	NED	1.99	(=SB)	794															
3		Maurice Smith	JAM	1.99	(SB)	794															
5		Michael Schrader	GER	1.99	(=PB)	794															
6		Slaven Dizdarevic	SVK	1.96	.	767															
7		Romain Barras	FRA	1.96	(SB)	767															
8		Aliaksandr Parkhomenka	BLR	1.93	(SB)	740															
8		Mikko Halvari	FIN	1.93	(PB)	740															
10		Haifeng Qi	CHN	1.93	.	740															
11		Jangy Addy	LBR	1.93	.	740															
12		Frédéric Xhonneux	BEL	1.90	.	714															
13		Hadi Sepehrzad	IRI	1.90	.	714															
14		Hans van Alphen	BEL	1.84	.	661															
15		Janis Karlivans	LAT	1.84	.	661															
16		Victor Covalenco	MDA	1.81	.	636															
17		David Gómez	ESP	1.81	.	636															
.		Attila Zsivóczky	HUN	DNS	.	0															
.		Tom Pappas	USA	DNS	.	0															
.		Vitaliy Smirnov	UZB	DNS	.	0															
Athlete	1.75	1.78	1.78	1.81	1.81	1.84	1.84	1.87	1.87	1.90	1.90	1.93	1.93	1.96	1.96	1.99	1.99	2.02	2.02	2.05	2.

Mikk Pahapill xo o xo o xxo xo o xxx

Aleksey Drozdov o o xxo o xxx

Eugene Martineau o o o xo xxo xxx

Maurice Smith o o o xo xxo xxx

Michael Schrader o o xxo xo xxo xxx

Slaven Dizdarevic o o o o xo xxx

Romain Barras xxo o xxo xo xxx

Aliaksandr Parkhomenka^o o o o o xxx

Mikko Halvari o o o o o o xxx

Haifeng Qi o xo xo xo xxx

Jangy Addy o o o xxo xxx

Frédéric Xhonneux o o o o x

Hadi Sepehrzad o o xo xxo xxo xxx

Hans van Alphen o o x

Janis Karlivans xo xo xxo xxx

Victor Covalenco o o o xxx

David Gómez xo xxo x xx

Attila Zsivóczky

Tom Pappas

Vitaliy Smirnov

Group B
21 August 2008 - 19:10

Position	Bib	Athlete	Country	Mark	Points
1		Roman Šebrle	CZE	2.11 .	906
2		Andrei Krauchanka	BLR	2.11 .	906
3		Alexey Sysoev	RUS	2.11 (SB)	906
4		Aleksandr Pogorelov	RUS	2.08 .	878
5		Damjan Sitar	SLO	2.05 (SB)	850
5		Leonel Suárez	CUB	2.05 .	850
7		Trey Hardee	USA	2.05 (PB)	850
8		André Niklaus	GER	2.05 .	850
9		Bryan Clay	USA	1.99 .	794
10		Mikalai Shubianok	BLR	1.99 .	794
11		Pavel Andreev	UZB	1.99 .	794
11		Carlos Eduardo Chinin	BRA	1.99 .	794
13		Yordani García	CUB	1.96 .	767
14		Andres Raja	EST	1.96 .	767

15	Oleksiy Kasyanov	UKR	1.96	.	767
16	Gonzalo Barroilhet	CHI	1.93	.	740
17	Arthur Abele	GER	1.90	.	714
17	Massimo Bertocchi	CAN	1.90	.	714
19	Daniel Awde	GBR	1.78	.	610
.	Dmitriy Karpov	KAZ	DNS	.	0

Athlete 1.75 1.78 1.78 1.81 1.81 1.84 1.84 1.87 1.87 1.90 1.90 1.93 1.93 1.96 1.96 1.99 1.99 2.02 2.02 2.05 2.05

Roman Šebrle	o	o	o	xo	o	o	xxx		
Andrei Krauchanka	o	o	o	o	xo	xxx			
Alexey Sysoev	o	o	o	o	xo	o	xxo	xxo	
Aleksandr Pogorelov	o	o	o	xo	xxo	xxx			
Damjan Sitar	o	o	o	xo	o	xxx			
Leonel Suárez	o	xo	o	o	xxx				
Trey Hardee	o	xxo	o	xxo	o	xxx			
André Niklaus	o	xo	o	o	xxo	xxx			
Bryan Clay	o	xo	o	xxx					
Mikalai Shubianok	o	xo	xxo	xxo	xo	xxx			
Pavel Andreev	o	o	o	o	xxo	xxx			
Carlos Eduardo Chinin	o	o	o	xxo	xxx				
Yordani García	o	o	o	o	xxx				
Andres Raja	o	o	xo	xxx					
Oleksiy Kasyanov	o	o	xo	o	xo	xxx			
Gonzalo Barroilhet	o	o	xo	xxo	xxx				
Arthur Abele	o	xxx							
Massimo Bertocchi	o	o	o	o	o	xxx			
Daniel	xo	xxx							

Awde

Dmitriy
Karpov

The XXIX Olympic Games
Beijing (National Stadium) (CZE) - Thursday, Aug 21, 2008
Javelin Throw - W FINAL

21 August 2008 - 19:20

Position	Bib	Athlete	Country	Mark	
1		Barbora Špotáková	CZE	71.42	(AR)
2		Mariya Abakumova	RUS	70.78	(NR)
3		Christina Obergföll	GER	66.13	.
4		Goldie Sayers	GBR	65.75	(NR)
5		Steffi Nerius	GER	65.29	.
6		Osleidys Menéndez	CUB	63.35	.
7		Barbara Madejczyk	POL	62.02	.
8		Kathrina Molitor	GER	59.64	.
9		Mercedes Chilla	ESP	58.13	.
10		Li Zhang	CHN	56.14	.
11		Sinta Ozolina	LAT	53.38	.
12		Felicia Tilea-Moldovan	ROU	53.04	.

Athlete	1st	2nd	3rd	4th	5th	6th
Barbora Špotáková	69.22	67.04		64.92		71.42
Mariya Abakumova	69.32	69.08		70.78		67.52
Christina Obergföll	66.13		63.34			
Goldie Sayers	65.75	59.40	62.92	59.72	65.03	56.83
Steffi Nerius	64.05	62.25	59.97			65.29
Osleidys Menéndez	63.35					
Barbara Madejczyk	58.74	59.16	58.67		58.21	62.02
Kathrina Molitor	53.19	57.37	59.64	58.81	56.72	57.00
Mercedes Chilla		57.94	58.13			
Li Zhang	54.69		56.14			
Sinta Ozolina	50.67	53.38	52.23			
Felicia Tilea-Moldovan	53.04		52.80			

The XXIX Olympic Games
Beijing (National Stadium) (JAM) - Thursday, Aug 21, 2008
200 Metres - W FINAL

21 August 2008 - 19:30

Wind: 0.6 m/s

Position	Lane	Bib	Athlete	Country	Mark	. React
1	4		Veronica Campbell-Brown	JAM	21.74 (PB)	0.172
2	5		Allyson Felix	USA	21.93 (SB)	0.193
3	6		Kerron Stewart	JAM	22.00 .	0.199
4	9		Muna Lee	USA	22.01 (PB)	0.176
5	7		Marshevet Hooker	USA	22.34 (PB)	0.200
6	8		Sherone Simpson	JAM	22.36 .	0.167
7	2		Debbie Ferguson-McKenzie	BAH	22.61 .	0.175
8	3		Cydonie Mothersill	CAY	22.68 .	0.206

The XXIX Olympic Games

Beijing (National Stadium) (KEN) - Thursday, Aug 21, 2008

800 Metres - M SEMI-FINAL

Qual. rule: first 2 of each heat (Q) plus the 2 fastest times (q) qualified

Heat 1

21 August 2008 - 19:50

Position	Lane	Bib	Athlete	Country	Mark	.
1	8		Wilfred Bungei	KEN	1:46.23 Q	.
2	5		Yeimer López	CUB	1:46.40 Q	.
3	7		Yuriy Borzakovskiy	RUS	1:46.53	.
4	4		Amine Laalou	MAR	1:46.74	.
5	6		Nick Symmonds	USA	1:46.96	.
6	9		Mohammed Al-Salhi	KSA	1:47.14	.
7	2		Marcin Lewandowski	POL	1:47.24	.
8	3		Mohammad Al-Azemi	KUW	1:47.65	.

Intermediate	Bib	Athlete	Nation	Mark
400m		Wilfred Bungei	KEN	54.32
600m		Wilfred Bungei	KEN	1:21.00

Heat 2

21 August 2008 - 19:58

Position	Lane	Bib	Athlete	Country	Mark	.
1	5		Alfred Kirwa Yego	KEN	1:44.73 Q	.
2	6		Ismail Ahmed Ismail	SUD	1:44.91 Q	.
3	7		Yusuf Saad Kamel	BRN	1:44.95 q	.
4	9		Nadjim Manseur	ALG	1:45.54 q	.
5	8		Sajad Moradi	IRI	1:46.08	.

6	4	Mbulaeni Mulaudzi	RSA	1:46.24	.
7	2	Antonio Manuel Reina	ESP	1:46.40	.
8	3	Fabiano Peçanha	BRA	1:47.07	.
Intermediate	Bib	Athlete	Nation	Mark	
400m		Fabiano Peçanha	BRA	51.02	
600m		Alfred Kirwa Yego	KEN	1:18.40	

Heat 3
21 August 2008 - 20:06

Position	Lane	Bib	Athlete	Country	Mark	.
1	2		Nabil Madi	ALG	1:45.63 Q	.
2	4		Gary Reed	CAN	1:45.85 Q	.
3	5		Boaz Kiplagat Lalang	KEN	1:45.87	.
4	9		Manuel Olmedo	ESP	1:45.91	.
5	3		Belal Mansoor Ali	BRN	1:46.37	.
6	8		Michael Rimmer	GBR	1:48.07	.
7	7		Abraham Chepkirwok	UGA	1:49.16	.
8	6		Abubaker Kaki	SUD	1:49.19	.
Intermediate	Bib	Athlete	Nation	Mark		
400m		Nabil Madi	ALG	52.24		
600m		Nabil Madi	ALG	1:19.43		

The XXIX Olympic Games
Beijing (National Stadium) (TRI) - Thursday, Aug 21, 2008
4x100 Metres Relay - M HEATS
Qual. rule: first 3 of each heat (Q) plus the 2 fastest times (q) qualified

Heat 1
21 August 2008 - 20:20

Position	Lane	Team	Country	Mark	.
1	8	Trinidad and Tobago (Keston Bledman; Marc Burns; Aaron Armstrong; Richard Thompson)	TRI	38.26 Q	.
2	4	Japan (Naoki Tsukahara; Shingo Suetsugu; Shinji Takahira; Nobuharu Asahara)	JPN	38.52 Q (SB)	.
3	3	Netherlands (Maarten Heisen; Guus Hoogmoed; Patrick van Luijk; Caimin Douglas)	NED	38.87 Q (SB)	.
4	2	Brazil (José Carlos Moreira; Bruno de Barros; Vicente de Lima; Sandro Viana)	BRA	39.01 q	.
.	5	South Africa (Hannes Dreyer; Leigh Julius; Kagisho Kumbane; Thuso Mpuang)	RSA	DNF	.
.	7	United States (Rodney Martin; Travis Padgett; Darvis Patton; Tyson Gay)	USA	DNF	.
.	6	Nigeria (Onyeabor Ngwagogu; Obinna Metu; Chinedu Oriala; Uchenna Emedolu)	NGR	DNF	.

9 **Poland** POL DNF
(Marcin Nowak; Lukasz Chyla; Marcin Jedrusinski; Dariusz Kuc)

Heat 2
21 August 2008 - 20:30

Position	Lane	Team	Country	Mark
1	6	Jamaica (Dwight Thomas; Michael Frater; Nesta Carter; Asafa Powell)	JAM	38.31 Q (SB)
2	2	Canada (Hank Palmer; Anson Henry; Jared Connaughton; Pierre Browne)	CAN	38.77 Q .
3	3	Germany (Tobias Unger; Till Helmke; Alexander Kosenkow; Martin Keller)	GER	38.93 Q .
4	9	PR of China (Yongyi Wen; Peimeng Zhang; Bin Lu; Kai Hu)	CHN	39.13 q .
5	7	Thailand (Sukaphai Apinan; Siriro Darasuriyong; Sompote Suwannarangsri; Sittichai Suwonprateep)	THA	39.40 .
6	4	France (Yannick Lesourd; Martial Mbandjock; Manuel Reynaert; Samuel Coco-Viloin)	FRA	39.53 .
	5	Great Britain & N.I. (Simeon Williamson; Tyrone Edgar; Marlon Devonish; Craig Pickering)	GBR	DQ .
	8	Italy (Fabio Cerutti; Simone Collio; Emanuele Di Gregorio; Jacques Riparelli)	ITA	DQ .

The XXIX Olympic Games
Beijing (National Stadium) (POR) - Thursday, Aug 21, 2008
Triple Jump - M FINAL

21 August 2008 - 20:25

Position	Bib	Athlete	Country	Mark	Wind		
1		Nelson Évora	POR	17.67	(1.1) (SB)		
2		Phillips Idowu	GBR	17.62	(0.9) (SB)		
3		Leevan Sands	BAH	17.59	(0.9) (NR)		
4		Arnie David Girat	CUB	17.52	(0.2) (PB)		
5		Marian Oprea	ROU	17.22	(-0.2) .		
6		Jadel Gregório	BRA	17.20	(0.2) .		
7		Onochie Achike	GBR	17.17	(-0.2) .		
8		Viktor Kuznyetsov	UKR	16.87	(-0.3) .		
9		Igor Spasovkhodskiy	RUS	16.79	(-0.6) .		
10		Yanxi Li	CHN	16.77	(1.2) .		
11		Momchil Karailiev	BUL	16.48	(-0.2) .		
12		Héctor Dairo Fuentes	CUB	16.28	(-0.6) .		
Athlete		1st	2nd	3rd	4th	5th	6th
Nelson Évora		17.31 (-0.5)	17.56 (0.0)		17.67 (1.1)	17.24 (0.4)	16.52 (0.5)

Phillips Iдовu	17.51 (-0.3)	17.31 (0.0)	17.62 (0.9)		17.26 (0.2)	16.41 (0.2)
Leevan Sands	16.91 (-0.6)	16.55 (0.4)	17.59 (0.9)	17.26 (1.1)	17.32 (0.5)	
Arnie David Girat	17.27 (-0.5)	17.52 (0.2)	17.24 (1.0)	17.48 (1.6)		17.08 (0.3)
Marian Oprea	17.22 (-0.2)					16.69 (0.1)
Jadel Gregório	17.14 (-0.7)	16.55 (0.2)	13.79 (-0.9)	16.83 (0.5)	16.78 (-0.1)	17.20 (0.2)
Onochie Achike	16.74 (-0.2)		17.17 (-0.2)		17.04 (-0.2)	
Viktor Kuznyetsov	16.71 (-0.3)	16.87 (-0.3)		16.81 (0.3)	16.48 (-0.5)	
Igor Spasovkhodskiy	16.79 (-0.6)	16.37 (-0.3)	15.63 (-0.9)			
Yanxi Li	15.93 (-0.5)	16.35 (0.0)	16.77 (1.2)			
Momchil Karailiev	16.48 (-0.2)	16.39 (-0.1)	16.38 (-0.4)			
Héctor Dairo Fuentes	15.92 (0.0)		16.28 (-0.6)			

The XXIX Olympic Games
Beijing (National Stadium) (BEL) - Thursday, Aug 21, 2008
4x100 Metres Relay - W HEATS
Qual. rule: first 3 of each heat (Q) plus the 2 fastest times (q) qualified

Heat 1
21 August 2008 - 20:50

Position	Lane	Team	Country	Mark	.
1	7	Belgium (Olivia Borlee; Hanna Mariën; Elodie Ouédraogo; Kim Gevaert)	BEL	42.92 Q	(SB)
2	9	Great Britain & N.I. (Jeanette Kwakye; Montell Douglas; Emily Freeman; Emma Ania)	GBR	43.02 Q	.
3	5	Brazil (Rosemar Maria Neto; Lucimar Aparecida de Moura; Thaissa Presti; Rosângela Santos)	BRA	43.38 Q	.
4	8	Nigeria (Ene Franca Idoko; Gloria Kemasuode; Agnes Osazuwa; Oludamola Osayomi)	NGR	43.43 q	(SB)
5	6	Poland (Ewelina Klocek; Daria Korczyńska; Dorota Jedrusinska; Marta Jeschke)	POL	43.47 q	.
6	3	Belarus (Yulia Nestsiarenka; Aksana Drahun; Nastassia Shuliak; Hanna Bahdanovich)	BLR	43.69	(SB)
.	4	Italy (Anita Pistone; Vincenza Cali; Giulia Arcioni; Audrey Alloh)	ITA	DQ	.
.	2	United States (Angela Williams; Mechelle Lewis; Torri Edwards; Lauryn Williams)	USA	DQ	.

Heat 2
21 August 2008 - 21:00

Position	Lane	Team	Country	Mark	
1	7	Jamaica (Shelly-Ann Fraser; Sheri-Ann Brooks; Aleen Bailey; Veronica Campbell-Brown)	JAM	42.24	Q (SB)
2	3	Russia (Yevgeniya Polyakova; Aleksandra Fedoriva; Yulia Gushchina; Yuliya Chermoshanskaya)	RUS	42.87	Q .
3	4	Germany (Anne Möllinger; Verena Sailer; Cathleen Tschirch; Marion Wagner)	GER	43.59	Q .
4	5	PR of China (Yujia Tao; Jing Wang; Lan Jiang; Wangping Qin)	CHN	43.78	. .
5	9	Thailand (Sangwan Jaksunin; Oranut Klomdee; Jutamass Thavoncharoen; Nongnuch Sanrat)	THA	44.38	. .
.	8	Ukraine (Nataliya Pyhyda; Nataliya Pohrebnyak; Iryna Shepetyuk; Oksana Shcherbak)	UKR	DQ	. .
.	6	Trinidad and Tobago (Wanda Hutson; Kelly-Ann Baptiste; Ayanna Hutchinson; Semoy Hackett)	TRI	DNF	. .
.	2	France (Myriam Soumaré; Muriel Hurtis-Houairi; Lina Jacques-Sébastien; Carima Louami)	FRA	DNF	. .

The XXIX Olympic Games
Beijing (National Stadium) (USA) - Thursday, Aug 21, 2008
400 Metres - M FINAL

21 August 2008 - 21:20

Position	Lane	Bib	Athlete	Country	Mark		. React
1	4		LaShawn Merritt	USA	43.75	(PB)	0.318
2	7		Jeremy Wariner	USA	44.74	.	0.209
3	9		David Neville	USA	44.80	.	0.293
4	5		Chris Brown	BAH	44.84	.	0.231
5	6		Leslie Djhone	FRA	45.11	.	0.164
6	8		Martyn Rooney	GBR	45.12	.	0.208
7	2		Renny Quow	TRI	45.22	.	0.201
8	3		Johan Wissman	SWE	45.39	.	0.218

The XXIX Olympic Games
Beijing (National Stadium) (CUB) - Thursday, Aug 21, 2008
110 Metres Hurdles - M FINAL

21 August 2008 - 21:40

Position	Lane	Bib	Athlete	Country	Mark		. React
1	6		Dayron Robles	CUB	12.93	.	0.183
2	5		David Payne	USA	13.17	(SB)	0.175
3	7		David Oliver	USA	13.18	.	0.158
4	8		Ladji Doucouré	FRA	13.24	.	0.170
5	4		Artur Noga	POL	13.36	.	0.169

6	2	Maurice Wignall	JAM	13.46	.	0.163
7	3	Richard Phillips	JAM	13.60	.	0.154
8	9	Jackson Quiñónez	ESP	13.69	.	0.187

The XXIX Olympic Games
Beijing (National Stadium) (JAM) - Thursday, Aug 21, 2008
400 Metres - M DECATHLON

Heat 1
21 August 2008 - 22:00

Position	Lane	Bib	Athlete	Country	Mark	. Points	React
1	9		Maurice Smith	JAM	47.96	(SB)	911 0.178
2	6		Jangy Addy	LBR	48.51	(SB)	885 0.171
3	4		Bryan Clay	USA	48.92	.	865 0.166
4	2		Carlos Eduardo Chinin	BRA	49.21	.	851 0.182
5	5		Alexey Sysoev	RUS	50.71	.	782 0.198
6	3		Janis Karlivans	LAT	51.61	.	742 0.178
.	7		Frédéric Xhonneux	BEL	DNF	.	0
.	8		Dmitriy Karpov	KAZ	DNS	.	0

Heat 2
21 August 2008 - 22:07

Position	Lane	Bib	Athlete	Country	Mark	. Points	React
1	2		Haifeng Qi	CHN	49.39	(SB)	843 0.221
2	5		Roman Šebrle	CZE	49.54	(SB)	836 0.179
3	8		Damjan Sitar	SLO	50.10	.	810 0.243
4	4		Mikko Halvari	FIN	50.60	.	787 0.186
5	7		Mikk Pahapill	EST	50.90	.	774 0.166
6	9		Gonzalo Barroilhet	CHI	51.91	.	729 0.201
.	6		Pavel Andreev	UZB	DNF	.	0 0.257
.	3		Vitaliy Smirnov	UZB	DNS	.	0

Heat 3
21 August 2008 - 22:14

Position	Lane	Bib	Athlete	Country	Mark	. Points	React
1	9		Andres Raja	EST	48.98	(SB)	862 0.214
2	2		David Gómez	ESP	49.27	.	849 0.200
3	7		Romain Barras	FRA	49.51	(SB)	837 0.194
4	6		André Niklaus	GER	49.65	.	831 0.206
5	4		Eugene Martineau	NED	49.99	.	815 0.152
6	3		Mikalai Shubianok	BLR	50.02	.	814 0.234
.	5		Tom Pappas	USA	DNS	.	0

8 Hans van Alphen BEL DNS 0

**Heat 4
21 August 2008 - 22:21**

Position	Lane	Bib	Athlete	Country	Mark	Points	React
1	5		Yordani García	CUB	49.66 (SB)	830	0.189
2	3		Aliaksandr Parkhomenka	BLR	50.71 (SB)	782	0.202
3	8		Hadi Sepehrzad	IRI	50.75	780	0.163
4	2		Aleksandr Pogorelov	RUS	50.91 (SB)	773	0.186
5	6		Aleksey Drozdov	RUS	51.56	744	0.162
6	9		Slaven Dizdarevic	SVK	52.02	724	0.235
	4		Victor Covalenco	MDA	DNF	0	0.209
	7		Attila Zsivóczy	HUN	DNS	0	

**Heat 5
21 August 2008 - 22:28**

Position	Lane	Bib	Athlete	Country	Mark	Points	React
1	8		Daniel Awde	GBR	47.16 (PB)	950	0.201
2	6		Andrei Krauchanka	BLR	47.30 (SB)	943	0.187
3	4		Oleksiy Kasyanov	UKR	47.70	924	0.183
4	9		Trey Hardee	USA	47.75 (PB)	921	0.229
5	2		Leonel Suárez	CUB	47.91 (PB)	913	0.150
6	5		Michael Schrader	GER	48.47	886	0.242
7	7		Massimo Bertocchi	CAN	48.72	875	0.210
	3		Arthur Abele	GER	DNS	0	

**The XXIX Olympic Games
 Beijing (National Stadium) (ITA) - Friday, Aug 22, 2008
 50 Kilometres Race Walk - M FINAL**

22 August 2008 - 7:30

Position	Bib	Athlete	Country	Mark
1		Alex Schwazer	ITA	3:37:09 (OR)
2		Jared Tallent	AUS	3:39:27 (PB)
3		Denis Nizhegorodov	RUS	3:40:14
4		Jesús Angel García	ESP	3:44:08 (SB)
5		Erik Tysse	NOR	3:45:08 (PB)
6		Horacio Nava	MEX	3:45:21 (PB)
7		Yuki Yamazaki	JPN	3:45:47
8		Rafal Fedaczyński	POL	3:46:51 (PB)
9		Grzegorz Sudol	POL	3:47:18

10	Luke Adams	AUS	3:47:45	(PB)
11	António Pereira	POR	3:48:12	(NR)
12	André Höhne	GER	3:49:52	.
13	Mikel Odriozola	ESP	3:51:30	.
14	Jianbo Li	CHN	3:52:20	.
15	Jarkko Kinnunen	FIN	3:52:25	(PB)
16	Igors Kazakevics	LAT	3:52:38	(PB)
17	Tianfeng Si	CHN	3:52:58	.
18	Jesús Sánchez	MEX	3:52:58	.
19	Marco De Luca	ITA	3:54:47	.
20	Antti Kempas	FIN	3:55:19	(PB)
21	Chengliang Zhao	CHN	3:56:47	.
22	Luis Fernando García	GUA	3:56:58	(SB)
23	Mario Iván Flores	MEX	3:58:04	.
24	Sergiy Budza	UKR	3:58:21	(PB)
25	Fausto Quinde	ECU	3:59:28	(PB)
26	Santiago Pérez	ESP	3:59:41	(SB)
27	Oleksiy Shelest	UKR	3:59:46	.
28	Eddy Riva	FRA	4:00:49	.
29	Takayuki Tanii	JPN	4:01:37	.
30	Nenad Filipovic	SRB	4:02:16	(PB)
31	Dong-young Kim	KOR	4:02:32	.
32	Tadas Šuškevičius	LTU	4:02:45	.
33	Hatem Ghoula	TUN	4:03:47	.
34	Rodrigo Moreno	COL	4:03:52	.
35	Miloš Bátorvský	SVK	4:06:30	.
36	Xavier Moreno	ECU	4:07:04	.
37	Konstadínos Stefanópoulos	GRE	4:07:53	.
38	Tim Berrett	CAN	4:08:18	.
39	Phillip Dunn	USA	4:08:32	.
40	Augusto Cardoso	POR	4:09:00	.
41	Mario José dos Santos Jr	BRA	4:10:25	.
42	Ingus Janevics	LAT	4:12:45	.
43	Andrei Stsepanchuk	BLR	4:14:09	.
44	Jamie Costin	IRL	4:15:16	.

45	Roman Bilek	CZE	4:18:32	.
46	Zoltán Czukor	HUN	4:20:07	.
47	Kazimír Verkin	SVK	4:21:26	.
.	Colin Griffin	IRL	DQ	.
.	Salvador Mira	ESA	DQ	.
.	Diego Cafagna	ITA	DQ	.
.	Artur Brzozowski	POL	DQ	.
.	Darius Škarnulis	LTU	DQ	.
.	Donatas Škarnulis	LTU	DNF	.
.	Yohan Diniz	FRA	DNF	.
.	Adam Rutter	AUS	DNF	.
.	Oleksiy Kazanin	UKR	DNF	.
.	Sergey Kirdyapkin	RUS	DNF	.
.	Peter Korcok	SVK	DNF	.
.	Trond Nymark	NOR	DNF	.
.	João Vieira	POR	DNS	.
.	Igor Erokhin	RUS	DNS	.

Intermediate

Position	Bib	Athlete	Country	Mark
1		Denis Nizhegorodov	RUS	44:39
2		Adam Rutter	AUS	44:39
3		Jianbo Li	CHN	44:39
4		Jared Tallent	AUS	44:40
5		Alex Schwazer	ITA	44:40
6		Yuki Yamazaki	JPN	44:40
7		Yohan Diniz	FRA	44:40
8		Chengliang Zhao	CHN	45:06
9		Jesús Sánchez	MEX	45:06
10		Grzegorz Sudol	POL	45:09
11		Tianfeng Si	CHN	45:11
12		Sergey Kirdyapkin	RUS	45:15
13		Mario Iván Flores	MEX	45:30
14		Horacio Nava	MEX	45:30
15		Luke Adams	AUS	45:30

Position	Bib	Athlete	Country	Mark
1		Denis Nizhegorodov	RUS	1:27:38
2		Jianbo Li	CHN	1:27:39
3		Jared Tallent	AUS	1:27:39
4		Alex Schwazer	ITA	1:27:39
5		Yohan Diniz	FRA	1:27:46
6		Grzegorz Sudol	POL	1:29:13
7		Yuki Yamazaki	JPN	1:29:14
8		Tianfeng Si	CHN	1:29:25
9		Jesús Sánchez	MEX	1:29:25
10		Chengliang Zhao	CHN	1:29:55
11		Mario Iván Flores	MEX	1:30:53
12		Luke Adams	AUS	1:31:01
13		Mikel Odriozola	ESP	1:31:01
14		Jesús Angel García	ESP	1:31:01
15		Horacio Nava	MEX	1:31:02

Position	Bib	Athlete	Country	Mark
1		Jared Tallent	AUS	2:10:38
2		Alex Schwazer	ITA	2:10:39
3		Denis Nizhegorodov	RUS	2:10:39
4		Jianbo Li	CHN	2:10:39
5		Yohan Diniz	FRA	2:12:26
6		Grzegorz Sudol	POL	2:13:28
7		Yuki Yamazaki	JPN	2:13:29
8		Jesús Sánchez	MEX	2:14:11
9		Tianfeng Si	CHN	2:14:43
10		Horacio Nava	MEX	2:15:35
11		Jesús Angel García	ESP	2:15:36
12		Luke Adams	AUS	2:15:51
13		Chengliang Zhao	CHN	2:15:58
14		Mikel Odriozola	ESP	2:16:16
15		Erik Tysse	NOR	2:16:16

Position	Bib	Athlete	Country	Mark
1		Jared Tallent	AUS	2:54:36
2		Alex Schwazer	ITA	2:54:36
3		Denis Nizhegorodov	RUS	2:54:36
4		Jianbo Li	CHN	2:56:34
5		Grzegorz Sudol	POL	2:58:32
6		Yuki Yamazaki	JPN	2:58:57
7		Luke Adams	AUS	2:59:31
8		Jesús Angel García	ESP	2:59:36
9		Horacio Nava	MEX	2:59:56
10		Erik Tysse	NOR	3:00:19
11		António Pereira	POR	3:01:46
12		Mikel Odriozola	ESP	3:01:46
13		André Höhne	GER	3:02:13
14		Jesús Sánchez	MEX	3:02:37
15		Tianfeng Si	CHN	3:02:42

The XXIX Olympic Games
Beijing (National Stadium) (CUB) - Friday, Aug 22, 2008
110 Metres Hurdles - M DECATHLON

Heat 1
22 August 2008 - 9:00

Position	Lane	Bib	Athlete	Country	Mark	. Points	React
1	4		Yordani García	CUB	13.90	(PB)	987 0.149
2	7		Hadi Sepehrzad	IRI	14.64	.	894 0.153
3	2		Roman Šebrle	CZE	14.71	(SB)	885 0.164
4	3		Aliaksandr Parkhomenka	BLR	15.06	(SB)	842 0.175
5	8		Aleksey Drozdov	RUS	15.51	.	789 0.150
6	5		Slaven Dizdarevic	SVK	15.61	.	777 0.201
.	9		Pavel Andreev	UZB	DNS	.	0
.	6		Victor Covalenco	MDA	DNS	.	0

Heat 2
22 August 2008 - 9:07

Position	Lane	Bib	Athlete	Country	Mark	. Points	React
1	3		Bryan Clay	USA	13.93	.	984 0.157
2	6		Andres Raja	EST	14.06	.	967 0.161

3	8	Maurice Smith	JAM	14.08	.	964	0.165
4	5	Leonel Suárez	CUB	14.15	(SB)	955	0.146
5	7	Trey Hardee	USA	14.20	.	949	0.167
6	2	Andrei Krauchanka	BLR	14.21	.	948	0.182
7	1	Gonzalo Barroilhet	CHI	14.26	.	941	0.172
8	4	Jangy Addy	LBR	14.31	.	935	0.167
9	9	Massimo Bertocchi	CAN	14.32	.	934	0.195

Heat 3
22 August 2008 - 9:14

Position	Lane	Bib	Athlete	Country	Mark	. Points	React
1	9		Romain Barras	FRA	14.21	(PB)	948 0.172
2	6		Oleksiy Kasyanov	UKR	14.37	(PB)	927 0.167
3	1		André Niklaus	GER	14.37	(SB)	927 0.164
4	5		Aleksandr Pogorelov	RUS	14.47	.	915 0.178
5	7		Mikk Pahapill	EST	14.51	.	910 0.148
6	2		Mikalai Shubianok	BLR	14.52	(SB)	908 0.189
7	4		David Gómez	ESP	14.61	.	897 0.190
8	8		Eugene Martineau	NED	14.73	.	882 0.129
.	3		Carlos Eduardo Chinin	BRA	DNS	.	0

Heat 4
22 August 2008 - 9:21

Position	Lane	Bib	Athlete	Country	Mark	. Points	React
1	2		Haifeng Qi	CHN	14.60	(SB)	899 0.194
2	4		Daniel Awde	GBR	14.69	.	887 0.144
3	5		Michael Schrader	GER	14.71	.	885 0.197
4	3		Damjan Sitar	SLO	15.03	.	846 0.163
5	8		Janis Karlivans	LAT	15.28	.	816 0.164
6	7		Mikko Halvari	FIN	16.25	.	705 0.178
.	6		Alexey Sysoev	RUS	DNF	.	0 0.317
.	9		Frédéric Xhonneux	BEL	DNS	.	0

The XXIX Olympic Games
Beijing (National Stadium) (USA) - Friday, Aug 22, 2008
Discus Throw - M DECATHLON

Group A
22 August 2008 - 10:05

Position	Bib	Athlete	Country	Mark	. Points
1		Bryan Clay	USA	53.79	(SB) 950

2	Maurice Smith	JAM	50.91	.	889
3	Aleksandr Pogorelov	RUS	50.04	.	871
4	Mikk Pahapill	EST	49.35	(PB)	857
5	Mikko Halvari	FIN	47.71	.	823
6	Haifeng Qi	CHN	46.46	(SB)	797
7	Mikalai Shubianok	BLR	45.80	(PB)	783
8	Roman Šebrle	CZE	45.50	.	777
9	André Niklaus	GER	45.39	.	775
10	Aliaksandr Parkhomenka	BLR	45.27	.	772
11	Janis Karlivans	LAT	44.54	.	757
12	Leonel Suárez	CUB	44.45	.	756
13	Eugene Martineau	NED	44.09	.	748
14	Jangy Addy	LBR	42.30	(NR)	711
.	Alexey Sysoev	RUS	DNS	.	0
.	Frédéric Xhonneux	BEL	DNS	.	0
.	Pavel Andreev	UZB	DNS	.	0

Athlete	1st	2nd	3rd
Bryan Clay	53.79		51.86
Maurice Smith		48.42	50.91
Aleksandr Pogorelov	41.71	47.90	50.04
Mikk Pahapill	48.09	46.82	49.35
Mikko Halvari		47.71	
Haifeng Qi	45.04	46.46	45.23
Mikalai Shubianok	45.36	45.80	
Roman Šebrle	45.50	45.25	
André Niklaus		40.80	45.39
Aliaksandr Parkhomenka	45.27	43.25	
Janis Karlivans	43.21	44.54	
Leonel Suárez	41.84		44.45
Eugene Martineau		44.09	42.45
Jangy Addy	40.04		42.30
Alexey Sysoev			
Frédéric Xhonneux			
Pavel Andreev			

Group B
22 August 2008 - 11:25

Position	Bib	Athlete	Country	Mark	. Points	
1		Hadi Sepehrzad	IRI	50.32	.	877
2		Oleksiy Kasyanov	UKR	48.39	(PB)	837
3		Aleksey Drozdov	RUS	47.43	.	817
4		Gonzalo Barroilhet	CHI	46.07	(PB)	789
5		Romain Barras	FRA	45.17	(SB)	770
6		Massimo Bertocchi	CAN	44.91	(PB)	765
7		Andrei Krauchanka	BLR	44.58	(SB)	758
8		Trey Hardee	USA	43.55	(SB)	737
9		Michael Schrader	GER	40.41	.	673
10		David Gómez	ESP	40.17	(SB)	668
11		Slaven Dizdarevic	SVK	39.86	.	662
12		Andres Raja	EST	39.83	.	661
13		Damjan Sitar	SLO	39.25	.	649
14		Daniel Awde	GBR	37.12	.	606
15		Yordani García	CUB	36.73	.	598
.		Carlos Eduardo Chinin	BRA	DNS	.	0
.		Victor Covalenco	MDA	DNS	.	0

Athlete	1st	2nd	3rd
Hadi Sepehrzad	50.32		
Oleksiy Kasyanov	43.31	46.31	48.39
Aleksey Drozdov	47.43		47.30
Gonzalo Barroilhet	41.03	46.07	
Romain Barras	44.02	45.17	
Massimo Bertocchi	44.22		44.91
Andrei Krauchanka	44.58		
Trey Hardee	42.62	43.55	
Michael Schrader	37.70	38.51	40.41
David Gómez	38.81	40.17	
Slaven Dizdarevic	39.86	38.65	
Andres Raja	38.20	39.83	39.37
Damjan Sitar		37.45	39.25
Daniel Awde		34.51	37.12
Yordani García			36.73
Carlos Eduardo Chinin			

The XXIX Olympic Games
Beijing (National Stadium) (RUS) - Friday, Aug 22, 2008
Pole Vault - M DECATHLON

Group A

22 August 2008 - 12:55

Position	Bib	Athlete	Country	Mark	.	Points
1		Aleksey Drozdov	RUS	5.10	.	941
2		Daniel Awde	GBR	4.90	(PB)	880
3		Yordani García	CUB	4.70	.	819
4		Mikalai Shubianok	BLR	4.60	(SB)	790
5		Maurice Smith	JAM	4.60	.	790
6		Haifeng Qi	CHN	4.30	.	702
6		Oleksiy Kasyanov	UKR	4.30	.	702
8		Jangy Addy	LBR	4.20	(NR)	673
9		Damjan Sitar	SLO	4.00	.	617
10		Slaven Dizdarevic	SVK	4.00	.	617
11		Hadi Sepehrzad	IRI	4.00	.	617
.		David Gómez	ESP	NM	.	0
.		Mikko Halvari	FIN	NM	.	0
.		Pavel Andreev	UZB	DNS	.	0
.		Janis Karlivans	LAT	DNS	.	0
.		Victor Covalenco	MDA	DNS	.	0
.		Carlos Eduardo Chinin	BRA	DNS	.	0

Athlete 3.80 4.30 3.90 4.40 4.00 4.50 4.10 4.60 4.20 4.70 4.30 4.80 4.40 4.90 4.50 5.00 4.60 5.10 4.70 5.20 4.80 5.3

Aleksey Drozdov	xxo	o	o	o	o	xxx
Daniel Awde	o	o	o	o	xo	xxo xxx
Yordani García	o	xo	o	xxx		
Mikalai Shubianok	o	o	o	o	o	xxx
Maurice Smith	xo	o	o	xxx		
Haifeng Qi	xo	o	xxx			
Oleksiy Kasyanov	xo	o	xxx			

Jangy Addy xo xo o o xxx

Damjan Sitar o xxx

Slaven Dizdarevic xo xxo o xxx

Hadi Sepehrzad xo xo xxx

David Gómez

Mikko Halvari

Pavel Andreev

Janis Karlivans

Victor Covalenco

Carlos Eduardo Chinin

Group B
22 August 2008 - 12:55

Position	Bib	Athlete	Country	Mark	.	Points
1		André Niklaus	GER	5.20	(=SB)	972
2		Aleksandr Pogorelov	RUS	5.00	(SB)	910
2		Bryan Clay	USA	5.00	(=SB)	910
2		Andrei Krauchanka	BLR	5.00	.	910
5		Romain Barras	FRA	5.00	(=PB)	910
6		Andres Raja	EST	4.80	(=PB)	849
7		Mikk Pahapill	EST	4.80	.	849
7		Roman Šebrle	CZE	4.80	(SB)	849
9		Michael Schrader	GER	4.80	.	849
10		Massimo Bertocchi	CAN	4.70	.	819
10		Eugene Martineau	NED	4.70	.	819
10		Aliaksandr Parkhomenka	BLR	4.70	.	819
13		Leonel Suárez	CUB	4.70	.	819
.		Gonzalo Barroilhet	CHI	NM	.	0
.		Trey Hardee	USA	NM	.	0
.		Alexey Sysoev	RUS	DNS	.	0
.		Frédéric Xhonneux	BEL	DNS	.	0

Athlete 3.80 4.30 3.90 4.40 4.00 4.50 4.10 4.60 4.20 4.70 4.30 4.80 4.40 4.90 4.50 5.00 4.60 5.10 4.70 5.20 4.80

André Niklaus	o	xo	xxo	xo	xxx
Aleksandr Pogorelov	o	o	xxx		
Bryan Clay	o	o	o	o	xxx
Andrei Krauchanka	o	o	o	o	xxx
Romain Barras	o	xo	o	xxo	xxx
Andres Raja	o	o	o	o	xxx
Mikk Pahapill	o	o	xo	xxx	
Roman Šebrle	o	o	xo	xxx	
Michael Schrader	xo	xo	xxx		
Massimo Bertocchi	o	xxx			
Eugene Martineau	o	o	xxx		
Aliaksandr Parkhomenka	o	o	xxx		
Leonel Suárez	xxo	o	o	xxx	
Gonzalo Barroilhet					
Trey Hardee					
Alexey Sysoev					
Frédéric Xhonneux					

The XXIX Olympic Games
Beijing (National Stadium) (CUB) - Friday, Aug 22, 2008
Javelin Throw - M DECATHLON

Group A
22 August 2008 - 19:00

Position	Bib	Athlete	Country	Mark	. Points
1		Yordani García	CUB	65.60	822
2		Romain Barras	FRA	65.40 (PB)	819
3		Aleksey Drozdov	RUS	62.57	777
4		David Gómez	ESP	62.22 (SB)	771
5		Michael Schrader	GER	60.27 (PB)	742

6	Daniel Awde	GBR	53.18	.	636
7	Jangy Addy	LBR	52.50	(NR)	626
8	Oleksiy Kasyanov	UKR	51.59	(SB)	612
9	Maurice Smith	JAM	51.52	.	611
10	Hadi Sepehrzad	IRI	49.56	.	582
11	Damjan Sitar	SLO	47.23	(PB)	548
12	Massimo Bertocchi	CAN	45.33	.	520
13	Slaven Dizdarevic	SVK	43.58	.	494
.	Gonzalo Barroilhet	CHI	DNS	.	0

Athlete	1st	2nd	3rd
Yordani García	65.60		
Romain Barras	61.44	65.40	
Aleksey Drozdov	62.10	62.57	61.50
David Gómez	62.22	61.77	61.56
Michael Schrader	58.65	60.27	
Daniel Awde	48.76	49.95	53.18
Jangy Addy		48.31	52.50
Oleksiy Kasyanov	44.10	51.59	50.97
Maurice Smith	49.97	51.52	
Hadi Sepehrzad	49.56	48.57	48.58
Damjan Sitar	44.89	47.23	44.36
Massimo Bertocchi		45.33	
Slaven Dizdarevic	43.58	43.44	
Gonzalo Barroilhet			

Group B
22 August 2008 - 20:15

Position	Bib	Athlete	Country	Mark	. Points
1		Leonel Suárez	CUB	73.98 (PB)	950
2		Eugene Martineau	NED	71.44 (PB)	911
3		Bryan Clay	USA	70.97 (SB)	904
4		Andres Raja	EST	67.16 (PB)	846
5		Mikk Pahapill	EST	67.07 (PB)	845
6		Aliaksandr Parkhomenka	BLR	64.60 .	807
7		Aleksandr Pogorelov	RUS	64.01 .	798
8		Roman Šebrle	CZE	63.93 .	797
9		Haifeng Qi	CHN	63.09 (SB)	784

10	Mikalai Shubianok	BLR	62.10	.	769
11	Andrei Krauchanka	BLR	60.23	.	741
12	André Niklaus	GER	60.21	.	741
13	Mikko Halvari	FIN	55.11	.	665
.	Trey Hardee	USA	DNS	.	0

Athlete	1st	2nd	3rd
Leonel Suárez	73.98	71.35	69.58
Eugene Martineau	71.44	64.92	
Bryan Clay	68.71	70.97	
Andres Raja	67.16	58.15	
Mikk Pahapill	64.59	66.02	67.07
Aliaksandr Parkhomenka		62.29	64.60
Aleksandr Pogorelov	64.01	61.74	
Roman Šebrle	58.61	63.93	
Haifeng Qi	63.09		
Mikalai Shubianok	62.10	59.15	57.86
Andrei Krauchanka	59.19	59.71	60.23
André Niklaus	55.88	60.21	58.41
Mikko Halvari		51.77	55.11
Trey Hardee			





The XXIX Olympic Games
Beijing (National Stadium) (BRA) - Friday, Aug 22, 2008
Long Jump - W FINAL

22 August 2008 - 19:20


Position	Bib	Athlete	Country	Mark	Wind	.
1		Maurren Higa Maggi	BRA	7.04	(0.2)	(SB)
2		Tatyana Lebedeva	RUS	7.03	(0.4)	(SB)
3		Blessing Akagbare	NGR	6.91	(0.1)	(PB)
4		Chelsea Hammond	JAM	6.79	(0.2)	(PB)
5		Brittney Reese	USA	6.76	(0.4)	.
6		Oksana Udmurtova	RUS	6.70	(0.6)	.
7		Jade Johnson	GBR	6.64	(0.7)	.
8		Grace Upshaw	USA	6.58	(0.4)	.
9		Carolina Klüft	SWE	6.49	(0.2)	.
10		Tabia Charles	CAN	6.47	(0.5)	.

11	Keila Costa	BRA	6.43	(0.3)	.	
12	Funmi Jimoh	USA	6.29	(0.2)	.	
Athlete	1st	2nd	3rd	4th	5th	6th
Murren Higa Maggi	7.04 (0.2)				6.73 (0.3)	
Tatyana Lebedeva	6.97 (0.5)					7.03 (0.4)
Blessing Akagbare	6.91 (0.1)	6.62 (0.0)	6.79 (0.7)	6.70 (0.3)	6.83 (-0.1)	
Chelsea Hammond	6.79 (0.2)	6.68 (-0.2)	6.51 (-0.3)		6.64 (0.0)	6.59 (0.3)
Brittney Reese	6.65 (0.2)	6.76 (0.4)	4.23 (0.4)		6.46 (0.2)	6.67 (0.3)
Oksana Udmurtova	6.69 (0.4)	6.70 (0.6)	6.67 (0.4)	6.61 (0.4)	6.65 (0.2)	6.49 (0.5)
Jade Johnson	6.51 (0.4)	6.64 (0.7)	6.40 (0.1)	6.59 (0.4)	6.43 (0.6)	
Grace Upshaw	6.58 (0.4)		6.52 (0.3)			
Carolina Klüft		6.49 (0.2)	6.42 (-0.3)			
Tabia Charles	6.16 (0.3)	6.38 (0.3)	6.47 (0.5)			
Keila Costa			6.43 (0.3)			
Funmi Jimoh	6.24 (0.4)		6.29 (0.2)			

Decathlon Men - Summary

Pos	Athlete Country	Points	100 Metres	Long Jump	Shot Put	High Jump	400 Metres	110 Metres Hurdles	Discus Throw	Pole Vault	Javelin Throw	1500 Metres
1	<u>Bryan Clay</u>  USA	8791	989 10.44 +0.3	1005 7.78 +0.0	868 16.27	794 1.99	865 48.92	984 13.93 -0.5	950 53.79	910 5.00	904 70.97	522 5:06.59
2	<u>Andrei Krauchanka</u>  BLR	8551	870 10.96 -0.2	962 7.61 -0.2	752 14.39	906 2.11	943 47.30	948 14.21 -0.5	758 44.58	910 5.00	741 60.23	761 4:27.47
3	<u>Leonel Suárez</u>  CUB	8527 NR	883 10.90 -0.6	893 7.33 +0.8	758 14.49	850 2.05	913 47.91	955 14.15 -0.5	756 44.45	819 4.70	950 73.98	750 4:29.17
4	<u>Aleksandr Pogorelov</u>  RUS	8328	845 11.07	903 7.37	884 16.53	878 2.08	773 50.91	915 14.47	871 50.04	910 5.00	798 64.01	551 5:01.56

18	<u>Haifeng Qi</u>  CHN	7835 SB	827 11.15 -0.4	866 7.22 +1.6	692 13.40	740 1.93	843 49.39	899 14.60 -0.4	797 46.46	702 4.30	784 63.09	685 4:39.32
19	<u>Massimo Bertocchi</u>  CAN	7714	861 11.00 +0.3	826 7.05 -0.8	734 14.10	714 1.90	875 48.72	934 14.32 -0.5	765 44.91	819 4.70	520 45.33	666 4:42.26
20	<u>Jangy Addy</u>  LBR	7665 NR	915 10.76 +0.3	905 7.38 +0.9	784 14.91	740 1.93	885 48.51	935 14.31 -0.5	711 42.30	673 4.20	626 52.50	491 5:12.22
21	<u>Daniel Awde</u>  GBR	7516	847 11.06 -0.2	842 7.12 +0.3	608 12.03	610 1.78	950 47.16	887 14.69 -0.4	606 37.12	880 4.90	636 53.18	650 4:44.80
22	<u>Hadi Sepehrzad</u>  IRI	7483	878 10.92 -0.1	767 6.80 +1.0	852 16.02	714 1.90	780 50.75	894 14.64 -0.4	877 50.32	617 4.00	582 49.56	522 5:06.67
23	<u>Damjan Sitar</u>  SLO	7336	814 11.21 -0.6	874 7.25 -0.1	631 12.41	850 2.05	810 50.10	846 15.03 -0.4	649 39.25	617 4.00	548 47.23	697 4:37.37
24	<u>Slaven Dizdarevic</u>  SVK	7021	825 11.16 -0.1	818 7.02 +0.3	727 13.97	767 1.96	724 52.02	777 15.61 -0.4	662 39.86	617 4.00	494 43.58	610 4:51.42
25	<u>David Gómez</u>  ESP	6876	834 11.12 -0.4	778 6.85 +0.9	703 13.58	636 1.81	849 49.27	897 14.61 -0.2	668 40.17	0 NM	771 62.22	740 4:30.74
26	<u>Mikko Halvari</u>  FIN	6486	821 11.18 -0.6	785 6.88 -0.2	711 13.72	740 1.93	787 50.60	705 16.25 -0.4	823 47.71	0 NM	665 55.11	449 5:20.26
	<u>Arthur Abele</u>  GER	DNF	883 10.90 +0.3	691 6.47 +0.3	701 13.55	714 1.90						
	<u>Pavel Andreev</u>  UZB	DNF	759 11.47 -0.4	725 6.62 -0.3	738 14.15	794 1.99	0 DNF					
	<u>Gonzalo Barroilhet</u>  CHI	DNF	789 11.33 -0.4	833 7.08 +1.9	681 13.23	740 1.93	729 51.91	941 14.26 -0.5	789 46.07	0 NM		
	<u>Carlos Eduardo Chinin</u>  BRA	DNF	863 10.99 -0.2	799 6.94 +0.0	0 NM	794 1.99	851 49.21					
	<u>Victor Covalenco</u>  MDA	DNF	677 11.87	697 6.50	694 13.44	636 1.81	0 DNF					

			-0.1	+0.7							
<u>Trey Hardee</u>	DNF	970	990		697	850	921		949	737	0
 USA		10.52	7.72		13.49	2.05	47.75		14.20	43.55	NM
		+0.3	-0.2						-0.5		
<u>Janis Karlivans</u>	DNF	782	876		780	661	742		816	757	
 LAT		11.36	7.26		14.85	1.84	51.61		15.28	44.54	
		-0.6	+1.3						-0.4		
<u>Dmitriy Karpov</u>	DNF	685									
 KAZ		11.83									
		+0.3									
<u>Tom Pappas</u>	DNF	834	913								
 USA		11.12	7.41								
		-0.2	+1.3								
<u>Vitaliy Smirnov</u>	DNF	740		698							
 UZB		11.56	0	NM	13.51						
		-0.4									
<u>Alexey Sysoev</u>	DNF	854	760		816	906	782		0		
 RUS		11.03	6.77		15.42	2.11	50.71		DNF		
		-0.2	+0.3						-0.4		
<u>Hans van Alphen</u>	DNF	799	709		781	661					
 BEL		11.28	6.55		14.86	1.84					
		-0.4	+0.3								
<u>Frédéric Xhonneux</u>	DNF	771	799		728	714	0				
 BEL		11.41	6.94		13.99	1.90	DNF				
		-0.1	+0.5								
<u>Attila Zsivóczky</u>	DNF	679									
 HUN		11.86	0	NM							
		-0.1									

The XXIX Olympic Games
Beijing (National Stadium) (RUS) - Friday, Aug 22, 2008
4x400 Metres Relay - W HEATS

Qual. rule: first 3 of each heat (Q) plus the 2 fastest times (q) qualified

Heat 1 - revised
22 August 2008 - 19:40

Position	Lane	Team	Country	Mark	.
1	3	Russia (Yelena Migunova; Tatyana Veshkurova; Lyudmila Litvinova; Tatyana Firova)	RUS	3:23.71 Q (SB)	
2	7	Cuba (Roxana Díaz; Zulia Calatayud; Susana A. Clement; Indira Terrero)	CUB	3:25.46 Q (SB)	
3	5	Great Britain & N.I. (Nicola Sanders; Kelly Sotherton; Marilyn Okoro; Christine Ohuruogu)	GBR	3:25.48 Q (SB)	

4	6	Germany (Jonna Tilgner; Sorina Nwachukwu; Florence Ekpo-Umoh; Claudia Hoffmann)	GER	3:25.55 q	(SB)
5	8	Ukraine (Oksana Shcherbak; Tetiana Petlyuk; Kseniya Karandyuk; Nataliya Pyhyda)	UKR	3:27.44	.
6	2	Poland (Monika Bejnar; Jolanta Wójcik; Anna Jesien; Grazyna Prokopek)	POL	3:28.23	.
7	4	India (Sathi Geetha; Manjeet Kaur; Chitra K. Soman; Mandeep Kaur)	IND	3:28.83	.
8	9	Japan (Satomi Kubokura; Asami Tanno; Mayu Kida; Sayaka Aoki)	JPN	3:30.52	(SB)

Heat 2 - revised
22 August 2008 - 19:50

Position	Lane	Team	Country	Mark	.
1	7	United States (Mary Wineberg; Monique Henderson; Natasha Hastings; Sanya Richards)	USA	3:22.45 Q	(SB)
2	3	Jamaica (Novlene Williams; Shereefa Lloyd; Bobby-Gaye Wilkins; Shericka Williams)	JAM	3:22.60 Q	(SB)
3	6	Belarus (Yulyana Yushchanka; Iryna Khliustava; Ilona Usovich; Sviatlana Usovich)	BLR	3:22.78 Q	(SB)
4	2	Nigeria (Folasade Abugan; Joy Eze; Olouma Nwoke; Muizat Ajoke Odumosu)	NGR	3:24.10 q	(SB)
5	4	France (Phara Anacharsis; Thélia Sigère; Solen Désert; Virginie Michanol)	FRA	3:26.61	(SB)
6	9	Brazil (Maria Laura Almirão; Josiane Tito; Emily Pinheiro; Lucimar Teodoro)	BRA	3:30.10	.
7	5	Mexico (Ruth Grajeda; Gabriela Medina; Nallely Vela; Zudikey Rodriguez)	MEX	3:30.36	.
8	8	PR of China (Ling Han; Jingwen Chen; Jingpin Wang; Xiaoyin Tang)	CHN	3:30.77	.

The XXIX Olympic Games
Beijing (National Stadium) (AUS) - Friday, Aug 22, 2008
Pole Vault - M FINAL

22 August 2008 - 19:55

Position	Bib	Athlete	Country	Mark	.
1		Steven Hooker	AUS	5.96	(OR)
2		Evgeniy Lukyanenko	RUS	5.85	.
3		Denys Yurchenko	UKR	5.70	.
4		Derek Miles	USA	5.70	.
5		Dmitry Starodubtsev	RUS	5.70	.
6		Danny Ecker	GER	5.70	.
7		Jérôme Clavier	FRA	5.60	.
8		Raphael Holzdeppe	GER	5.60	.
9		Igor Pavlov	RUS	5.60	.

10	Jan Kudlicka	CZE	5.45	.				
11	Przemyslaw Czerwinski	POL	5.45	.				
.	Giuseppe Gibilisco	ITA	NM	.				
.	Leonid Andreev	UZB	NM	.				
Athlete	5.45	5.60	5.70	5.75	5.80	5.85	5.90	5.96
Steven Hooker	o	xxo	xxo	xxo	xxo			
Evgeniy Lukyanenko	xxo	o	o	xxo	xxx			
Denys Yurchenko	xxo	xo	o					
Derek Miles	o	xxo	xo	xxx				
Dmitry Starodubtsev	xxo	xxo	xo	xxx				
Danny Ecker	xo	xxo	xxx					
Jérôme Clavier	xo	o	xxx					
Raphael Holzdeppe	o	xo	xxx					
Igor Pavlov	xxo	xxx						
Jan Kudlicka	o	xxx						
Przemyslaw Czerwinski	xo	xxx						
Giuseppe Gibilisco								
Leonid Andreev								

The XXI X Olympic Games
Beijing (National Stadium) (USA) - Friday, Aug 22, 2008
4x400 Metres Relay - M HEATS
Qual. rule: first 3 of each heat (Q) plus the 2 fastest times (q) qualified

Heat 1 - revised
22 August 2008 - 20:10

Position	Lane	Team	Country	Mark	.
1	3	United States (David Neville; Kerron Clement; Reggie Witherspoon; Angelo Taylor)	USA	2:59.98 Q	.
2	9	Russia (Maksim Dyldin; Vladislav Frolov; Anton Kokorin; Denis Alekseyev)	RUS	3:00.14 Q	(NR)
3	6	Belgium (Cedric van Branteghem; Jonathan Borlée; Arnaud Ghislain; Kévin Borlée)	BEL	3:00.67 Q	(NR)
4	8	Australia (Joel Milburn; Mark Ormrod; John Steffensen; Clinton Hill)	AUS	3:00.68 q	(SB)
5	7	Poland (Marek Plawgo; Piotr Klimczak; Piotr Kedzia; Rafal Wieruszewski)	POL	3:00.74 q	(SB)
6	5	South Africa (Pieter Smith; Ofentse Mogawane; Alwyn Myburgh; L.J. van Zyl)	RSA	3:01.26	(SB)
7	4	Cuba (Yunier Pérez; Yunior Díaz; William Collazo; Omar Cisnero)	CUB	3:02.24	.
8	2	France (Teddy Venel; Idrissa M'Barke; Brice Panel; Richard Maunier)	FRA	3:03.19	.

Yordani García	65.60		
Romain Barras	61.44	65.40	
Aleksey Drozdov	62.10	62.57	61.50
David Gómez	62.22	61.77	61.56
Michael Schrader	58.65	60.27	
Daniel Awde	48.76	49.95	53.18
Jangy Addy		48.31	52.50
Oleksiy Kasyanov	44.10	51.59	50.97
Maurice Smith	49.97	51.52	
Hadi Sepehrzad	49.56	48.57	48.58
Damjan Sitar	44.89	47.23	44.36
Massimo Bertocchi		45.33	
Slaven Dizdarevic	43.58	43.44	
Gonzalo Barroilhet			

Group B
22 August 2008 - 20:15

Position	Bib	Athlete	Country	Mark	. Points
1		Leonel Suárez	CUB	73.98	(PB) 950
2		Eugene Martineau	NED	71.44	(PB) 911
3		Bryan Clay	USA	70.97	(SB) 904
4		Andres Raja	EST	67.16	(PB) 846
5		Mikk Pahapill	EST	67.07	(PB) 845
6		Aliaksandr Parkhomenka	BLR	64.60	. 807
7		Aleksandr Pogorelov	RUS	64.01	. 798
8		Roman Šebrle	CZE	63.93	. 797
9		Haifeng Qi	CHN	63.09	(SB) 784
10		Mikalai Shubianok	BLR	62.10	. 769
11		Andrei Krauchanka	BLR	60.23	. 741
12		André Niklaus	GER	60.21	. 741
13		Mikko Halvari	FIN	55.11	. 665
.		Trey Hardee	USA	DNS	. 0

Athlete	1st	2nd	3rd
Leonel Suárez	73.98	71.35	69.58
Eugene Martineau	71.44	64.92	
Bryan Clay	68.71	70.97	
Andres Raja	67.16	58.15	

Mikk Pahapill	64.59	66.02	67.07
Aliaksandr Parkhomenka		62.29	64.60
Aleksandr Pogorelov	64.01	61.74	
Roman Šebrle	58.61	63.93	
Haifeng Qi	63.09		
Mikalai Shubianok	62.10	59.15	57.86
Andrei Krauchanka	59.19	59.71	60.23
André Niklaus	55.88	60.21	58.41
Mikko Halvari		51.77	55.11
Trey Hardee			

The XXIX Olympic Games
Beijing (National Stadium) (ETH) - Friday, Aug 22, 2008
5000 Metres - W FINAL

22 August 2008 - 20:40

Position	Bib	Athlete	Country	Mark	.
1		Tirunesh Dibaba	ETH	15:41.40	.
2		Elvan Abeylegesse	TUR	15:42.74	.
3		Meseret Defar	ETH	15:44.12	.
4		Sylvia Jebiwott Kibet	KEN	15:44.96	.
5		Vivian Cheruiyot	KEN	15:46.32	.
6		Liliya Shobukhova	RUS	15:46.62	.
7		Alemitu Bekele	TUR	15:48.48	.
8		Meselech Melkamu	ETH	15:49.03	.
9		Kara Goucher	USA	15:49.39	.
10		Shalane Flanagan	USA	15:50.80	.
11		Priscah Jepleting Cheronno	KEN	15:51.78	.
12		Gulnara Samitova-Galkina	RUS	15:56.97	.
13		Fei Xue	CHN	16:09.84	.
14		Jennifer Rhines	USA	16:34.63	.
15		Megan Metcalfe	CAN	17:06.82	.

The XXIX Olympic Games
Beijing (National Stadium) (RUS) - Friday, Aug 22, 2008
4x100 Metres Relay - W FINAL

22 August 2008 - 21:15

Position	Lane	Bib	Team	Country	Mark	.
1	4	Russia	RUS	42.31	(SB)	.

(Yevgeniya Polyakova; Aleksandra Fedoriva; Yulia Gushchina; Yuliya Chermoshanskaya)

2	5	Belgium (Olivia Borlee; Hanna Mariën; Elodie Ouédraogo; Kim Gevaert)	BEL	42.54	(NR)
3	3	Nigeria (Ene Franca Idoko; Gloria Kemasuode; Halimat Ismaila; Oludamola Osayomi)	NGR	43.04	(SB)
4	8	Brazil (Rosemar Maria Neto; Lucimar Aparecida de Moura; Thaissa Presti; Rosângela Santos)	BRA	43.14	(SB)
5	9	Germany (Anne Möllinger; Verena Sailer; Cathleen Tschirch; Marion Wagner)	GER	43.28	.
.	2	Poland (Ewelina Klocek; Daria Korczyńska; Dorota Jedrusińska; Joanna Kocielnik)	POL	DQ	.
.	6	Jamaica (Shelly-Ann Fraser; Sherone Simpson; Kerron Stewart; Veronica Campbell-Brown)	JAM	DNF	.
.	7	Great Britain & N.I. (Jeanette Kwakye; Montell Douglas; Emily Freeman; Emma Ania)	GBR	DNF	.

The XXI X Olympic Games
Beijing (National Stadium) (GER) - Friday, Aug 22, 2008
1500 Metres - M DECATHLON

Heat 1
22 August 2008 - 21:40

Position	Bib	Athlete	Country	Mark	. Points
1		Michael Schrader	GER	4:26.77	. 766
2		David Gómez	ESP	4:30.74	(PB) 740
3		Damjan Sitar	SLO	4:37.37	. 697
4		Eugene Martineau	NED	4:37.96	. 693
5		Mikalai Shubianok	BLR	4:38.14	. 692
6		Haifeng Qi	CHN	4:39.32	. 685
7		Massimo Bertocchi	CAN	4:42.26	(PB) 666
8		Daniel Awde	GBR	4:44.80	. 650
9		Aliaksandr Parkhomenka	BLR	4:45.17	. 648
10		Slaven Dizdarevic	SVK	4:51.42	. 610
11		Hadi Sepehrzad	IRI	5:06.67	. 522
12		Jangy Addy	LBR	5:12.22	. 491
13		Mikko Halvari	FIN	5:20.26	. 449

Heat 2
22 August 2008 - 21:49

Position	Bib	Athlete	Country	Mark	. Points
1		Andrei Krauchanka	BLR	4:27.47	(SB) 761
2		Oleksiy Kasyanov	UKR	4:28.94	. 752

3	Leonel Suárez	CUB	4:29.17	.	750
4	Romain Barras	FRA	4:29.29	.	749
5	Maurice Smith	JAM	4:31.62	(SB)	734
6	André Niklaus	GER	4:32.90	.	726
7	Aleksey Drozdov	RUS	4:41.34	.	672
8	Mikk Pahapill	EST	4:47.03	.	637
9	Andres Raja	EST	4:49.60	.	621
10	Roman Šebrle	CZE	4:49.63	.	621
11	Yordani García	CUB	5:00.49	.	557
12	Aleksandr Pogorelov	RUS	5:01.56	.	551
13	Bryan Clay	USA	5:06.59	.	522

The XXIX Olympic Games
Beijing (National Stadium) (JAM) - Friday, Aug 22, 2008
4x100 Metres Relay - M FINAL

22 August 2008 - 22:10 - revised

Position	Lane	Bib	Team	Country	Mark	.
1	5	Jamaica (Nesta Carter; Michael Frater; Usain Bolt; Asafa Powell)	JAM	37.10	(WR)	.
2	4	Trinidad and Tobago (Keston Bledman; Marc Burns; Emmanuel Callander; Richard Thompson)	TRI	38.06	.	.
3	7	Japan (Naoki Tsukahara; Shingo Suetsugu; Shinji Takahira; Nobuharu Asahara)	JPN	38.15	(SB)	.
4	3	Brazil (Vicente de Lima; Sandro Viana; Bruno de Barros; José Carlos Moreira)	BRA	38.24	(SB)	.
5	9	Germany (Tobias Unger; Till Helmke; Alexander Kosenkow; Martin Keller)	GER	38.58	.	.
6	6	Canada (Hank Palmer; Anson Henry; Jared Connaughton; Pierre Browne)	CAN	38.66	(SB)	.
.	2	PR of China (Yongyi Wen; Peimeng Zhang; Bin Lu; Kai Hu)	CHN	DQ	.	.
.	8	Netherlands (Maarten Heisen; Guus Hoogmoed; Patrick van Luijk; Caimin Douglas)	NED	DQ	.	.

The XXIX Olympic Games
Beijing (National Stadium) (BEL) - Saturday, Aug 23, 2008
High Jump - W FINAL

23 August 2008 - 19:00

Position	Bib	Athlete	Country	Mark	.
1		Tia Hellebaut	BEL	2.05	(NR)
2		Blanka Vlašić	CRO	2.05	.
3		Anna Chicherova	RUS	2.03	(=PB)

4	Elena Slesarenko	RUS	2.01	.
5	Vita Palamar	UKR	1.99	.
6	Chaunté Howard	USA	1.99	(SB)
7	Ariane Friedrich	GER	1.96	.
7	Ruth Beitia	ESP	1.96	.
9	Emma Green	SWE	1.96	(SB)
10	Marina Aitova	KAZ	1.93	.
10	Antonietta Di Martino	ITA	1.93	.
12	Iva Straková	CZE	1.93	.
12	Vita Styopina	UKR	1.93	.
14	Svetlana Shkolina	RUS	1.93	.
15	Romana Dubnová	CZE	1.89	.

Athlete	1.85	1.89	1.93	1.96	1.99	2.01	2.03	2.05	2.07
Tia Hellebaut	o	o	o	o	xo	xo	xo	o	x
Blanka Vlašić	o	o	o	o	o	o	o	xo	xxx
Anna Chicherova	o	o	o	xo	xxo	o	o	xxx	
Elena Slesarenko	o	o	xo	xo	xo	xo	xxx		
Vita Palamar	o	o	o	xo	xo	xx	x		
Chaunté Howard	o	o	xo	xo	xxo	xxx			
Ariane Friedrich	o	o	o	xxx					
Ruth Beitia	o	o	o	o	xxx				
Emma Green	o	o	o	xxo	xxx				
Marina Aitova	o	o	o	xxx					
Antonietta Di Martino	o	o	o	xxx					
Iva Straková	o	o	xxo	xxx					
Vita Styopina	o	o	xxo	xxx					
Svetlana Shkolina	o	xo	xxo	xxx					
Romana Dubnová	o	xo	x						

The XXIX Olympic Games
Beijing (National Stadium) (NOR) - Saturday, Aug 23, 2008
Javelin Throw - M FINAL

23 August 2008 - 19:10

Position	Bib	Athlete	Country	Mark	
1		Andreas Thorkildsen	NOR	90.57	(OR)
2		Ainars Kovals	LAT	86.64	(PB)

3	Tero Pitkämäki	FIN	86.16	.
4	Tero Järvenpää	FIN	83.95	.
5	Teemu Wirkkala	FIN	83.46	.
6	Jarrold Bannister	AUS	83.45	.
7	Ilya Korotkov	RUS	83.15	.
8	Uladzimir Kazlou	BLR	82.06	(PB)
9	Vadims Vasilevskis	LAT	81.32	.
10	Scott Russell	CAN	80.90	.
11	Magnus Arvidsson	SWE	80.16	.
12	Vítězslav Vesely	CZE	76.76	.

Athlete	1st	2nd	3rd	4th	5th	6th
Andreas Thorkildsen	84.72	85.91	87.93	85.13	90.57	
Ainars Kovals	79.45	82.63	82.28	78.98	80.65	86.64
Tero Pitkämäki	83.75		80.69	85.83		86.16
Tero Järvenpää	83.95					83.63
Teemu Wirkkala		73.90	83.46			78.23
Jarrold Bannister	83.45	80.59	82.20			
Ilya Korotkov	82.54		76.84	82.15		83.15
Uladzimir Kazlou	82.06	77.57	74.09			75.36
Vadims Vasilevskis	76.75		81.32			
Scott Russell	80.90	78.02				
Magnus Arvidsson	79.85	79.57	80.16			
Vítězslav Vesely			76.76			

The XXI X Olympic Games
Beijing (National Stadium) (KEN) - Saturday, Aug 23, 2008
800 Metres - M FINAL

23 August 2008 - 19:30

Position	Lane	Bib	Athlete	Country	Mark	
1	3		Wilfred Bungei	KEN	1:44.65	(SB)
2	8		Ismail Ahmed Ismail	SUD	1:44.70	.
3	5		Alfred Kirwa Yego	KEN	1:44.82	.
4	6		Gary Reed	CAN	1:44.94	.
5	4		Yusuf Saad Kamel	BRN	1:44.95	.
6	7		Yeimer López	CUB	1:45.88	.
7	2		Nabil Madi	ALG	1:45.96	.

The XXIX Olympic Games
Beijing (National Stadium) (KEN) - Saturday, Aug 23, 2008
1500 Metres - W FINAL

23 August 2008 - 19:50

Position	Bib	Athlete	Country	Mark	
1		Nancy Jebet Lagat	KEN	4:00.23	(PB)
2		Iryna Lishchynska	UKR	4:01.63	.
3		Nataliya Tobias	UKR	4:01.78	(PB)
4		Lisa Dobriskey	GBR	4:02.10	(PB)
5		Maryam Yusuf Jamal	BRN	4:02.71	.
6		Natalia Rodríguez	ESP	4:03.19	(SB)
7		Shannon Rowbury	USA	4:03.58	.
8		Iris Fuentes-Pila	ESP	4:04.86	.
9		Anna Mishchenko	UKR	4:05.13	(PB)
10		Siham Hilali	MAR	4:05.57	.
11		Anna Alminova	RUS	4:06.99	.
12		Btissam Lakhoud	MAR	4:07.25	.

The XXIX Olympic Games
Beijing (National Stadium) (ETH) - Saturday, Aug 23, 2008
5000 Metres - M FINAL

23 August 2008 - 20:10

Position	Bib	Athlete	Country	Mark	
1		Kenenisa Bekele	ETH	12:57.82	(OR)
2		Eliud Kipchoge	KEN	13:02.80	.
3		Edwin Cheruiyot Soi	KEN	13:06.22	(SB)
4		Moses Ndiema Kipsiro	UGA	13:10.56	.
5		Abreham Cherkos	ETH	13:16.46	.
6		Tariku Bekele	ETH	13:19.06	.
7		Juan Luis Barrios	MEX	13:19.79	(SB)
8		James Kwalia C'Kurui	OAT	13:23.48	.
9		Bernard Lagat	USA	13:26.89	.
10		Kidane Tadasse	ERI	13:28.40	.
11		Aelemayehu Bezabeh	ESP	13:30.48	.
12		Thomas Pkemei Longosiwa	KEN	13:31.34	.

13		Matthew Tegenkamp	USA	13:33.13	.
14		Jesús España	ESP	13:55.94	.
.		Alistair Ian Cragg	IRL	DNF	.

The XXIX Olympic Games
Beijing (National Stadium) (USA) - Saturday, Aug 23, 2008
4x400 Metres Relay - W FINAL

23 August 2008 - 20:40 - revised

Position	Lane	Bib	Team	Country	Mark
1	4	United States (Mary Wineberg; Allyson Felix; Monique Henderson; Sanya Richards)	USA	3:18.54	(SB)
2	5	Russia (Yulia Gushchina; Lyudmila Litvinova; Tatyana Firova; Anastasiya Kapachinskaya)	RUS	3:18.82	(SB)
3	7	Jamaica (Shericka Williams; Shereefa Lloyd; Rosemarie Whyte; Novlene Williams)	JAM	3:20.40	(SB)
4	8	Belarus (Anna Kozak; Iryna Khliustava; Ilona Usovich; Sviatlana Usovich)	BLR	3:21.85	(NR)
5	9	Great Britain & N.I. (Christine Ohuruogu; Kelly Sotherton; Marilyn Okoro; Nicola Sanders)	GBR	3:22.68	(SB)
6	6	Cuba (Roxana Díaz; Zulia Calatayud; Susana A. Clement; Indira Terrero)	CUB	3:23.21	(NR)
7	2	Nigeria (Joy Eze; Folasade Abugan; Olouma Nwoke; Muizat Ajoke Odumosu)	NGR	3:23.74	(SB)
8	3	Germany (Jonna Tilgner; Sorina Nwachukwu; Florence Ekpo-Umoh; Claudia Hoffmann)	GER	3:28.45	.

The XXIX Olympic Games
Beijing (National Stadium) (USA) - Saturday, Aug 23, 2008
4x400 Metres Relay - M FINAL

23 August 2008 - 21:05 - revised

Position	Lane	Bib	Team	Country	Mark
1	7	United States (LaShawn Merritt; Angelo Taylor; David Neville; Jeremy Wariner)	USA	2:55.39	(OR)
2	5	Bahamas (Andretti Bain; Michael Mathieu; Andrae Williams; Chris Brown)	BAH	2:58.03	(SB)
3	4	Russia (Maksim Dyldin; Vladislav Frolov; Anton Kokorin; Denis Alekseyev)	RUS	2:58.06	(NR)
4	6	Great Britain & N.I. (Andrew Steele; Robert Tobin; Michael Bingham; Martyn Rooney)	GBR	2:58.81	(SB)
5	8	Belgium (Kévin Borlée; Jonathan Borlée; Cedric van Branteghem; Arnaud Ghislain)	BEL	2:59.37	(NR)
6	2	Australia (Sean Wroe; John Steffensen; Clinton Hill; Joel Milburn)	AUS	3:00.02	(SB)
7	3	Poland (Rafal Wieruszewski; Piotr Klimczak; Piotr Kedzia; Marek Plawgo)	POL	3:00.32	(SB)

8 9 **Jamaica**
(Michael Blackwood; Ricardo Chambers; Sanjay Ayre; Lanceford Spence)

JAM 3:01.45 .

The XXI X Olympic Games
Beijing (National Stadium) (KEN) - Sunday, Aug 24, 2008
Marathon - M FINAL

24 August 2008 - 7:30 - revised

Position	Bib	Athlete	Country	Mark	
1		Samuel Kamau Wanjiru	KEN	2:06:32	(OR)
2		Jaouad Gharib	MAR	2:07:16	.
3		Tsegay Kebede	ETH	2:10:00	.
4		Deriba Merga	ETH	2:10:21	.
5		Martin Lel	KEN	2:10:24	.
6		Viktor Röthlin	SUI	2:10:35	.
7		Gashaw Asfaw	ETH	2:10:52	.
8		Yared Asmerom	ERI	2:11:11	.
9		Dathan Ritzenhein	USA	2:11:59	.
10		Ryan Hall	USA	2:12:33	.
11		Mike Fokoroni	ZIM	2:13:17	(PB)
12		Stefano Baldini	ITA	2:13:25	.
13		Tsuyoshi Ogata	JPN	2:13:26	(SB)
14		Grigoriy Andreyev	RUS	2:13:33	.
15		Ruggero Pertile	ITA	2:13:39	.
16		José Manuel Martínez	ESP	2:14:00	.
17		Francis Kirwa	FIN	2:14:22	.
18		Myongseung Lee	KOR	2:14:37	.
19		Janne Holmén	FIN	2:14:44	.
20		Abderrahim Goumri	MAR	2:15:00	.
21		Aleksey Sokolov	RUS	2:15:57	.
22		Brian Sell	USA	2:16:07	.
23		Ottaviano Andriani	ITA	2:16:10	.
24		Dan Robinson	GBR	2:16:14	.
25		Haiyang Deng	CHN	2:16:17	.
26		Abderrahime Bouramdane	MAR	2:17:42	.
27		Vasyl Matviychuk	UKR	2:17:50	.
28		Bong-ju Lee	KOR	2:17:56	.

29	Oleg Kulkov	RUS	2:18:11	.
30	Paulo Gomes	POR	2:18:15	.
31	Alex Malinga	UGA	2:18:26	.
32	Carlos Cordero	MEX	2:18:40	.
33	Kum-Song Ri	PRK	2:19:08	.
34	Henryk Szost	POL	2:19:43	.
35	José Amado García	GUA	2:20:15	.
36	Yonas Kifle	ERI	2:20:23	.
37	Nasar Sakar Saeed	BRN	2:20:24	.
38	José de Souza	BRA	2:20:25	.
39	Kamiel Maase	NED	2:20:30	.
40	Song-Chol Pak	PRK	2:21:16	.
41	Iaroslav Musinschi	MDA	2:21:18	.
42	Il-Nam Kim	PRK	2:21:51	.
43	Juan Carlos Cardona	COL	2:21:57	.
44	Hendrick Ramaala	RSA	2:22:43	.
45	Arjun Kumar Basnet	NEP	2:23:09	(PB)
46	Hélder Ornelas	POR	2:23:20	.
47	Procopio Franco	MEX	2:23:24	.
48	Nelson Cruz	CPV	2:23:47	.
49	Roberto Echeverría	CHI	2:23:54	.
50	Yi-yong Kim	KOR	2:23:57	.
51	Zhuhong Li	CHN	2:24:08	.
52	Ser-Od Bat-Ochir	MGL	2:24:19	.
53	Norman Dlomo	RSA	2:24:28	.
54	Arkadiusz Sowa	POL	2:24:48	.
55	Samson Ramadhani	TAN	2:25:03	.
56	Ndabili Bashingili	BOT	2:25:11	.
57	Simon Munyutu	FRA	2:25:50	.
58	Antoni Bernadó	AND	2:26:29	.
59	Wen-Chien Wu	TPE	2:26:55	.
60	Lee Troop	AUS	2:27:17	.
61	Costantino León	PER	2:28:04	.
62	Goran Stojiljkovic	MNE	2:28:14	.
63	Alfredo Arévalo	GUA	2:28:26	.

64	Yousf Othman Qader	QAT	2:28:40	.
65	Franklin Tenorio	ECU	2:29:05	.
66	Francisco Bautista	MEX	2:29:28	.
67	Roman Kejžar	SLO	2:29:37	.
68	Joachim Nshimirimana	BDI	2:29:55	.
69	Seteng Ayele	ISR	2:30:07	.
70	Takhir Mamashayev	KAZ	2:30:26	.
.	Marilson dos Santos	BRA		.
.	Luke Kibet	KEN		.
.	Olexandr Kuzin	UKR		.
.	Pavel Loskutov	EST		.
.	José Ríos	ESP		.
.	João N'Tyamba	ANG		.
.	Julio Rey	ESP		.
.	Martin Fagan	IRL		.
.	Satoshi Osaki	JPN		.
.	Luis Fonseca	VEN		.
.	Andrei Gordeev	BLR		.
.	Ali Mabrouk El Zaidi	LBA		.
.	Franck de Almeida	BRA		.
.	Clement Mabothe Lebopo	LES		.
.	Atsushi Sato	JPN		.
.	Abdil Ceylan	TUR		.
.	Tesfayohannes Mesfin	ERI		.
.	Abdulhak Elgorche Zakaria	BRN		.
.	Augusto Soares	TLS		.
.	Oleksandr Sitkovskyy	UKR		.
.	Moses Moeketsi Mosuhli	LES		.
.	Mubarak Hassan Shami	QAT		.
.	Getuli Bayo	TAN		.
.	Bunting Hem	CAM		.
.	Mohamed Ikoki Msandeki	TAN		.
.	Marcel Tschopp	LIE		.
.	Simon Tsotang Maine	LES		.
.	Al Mustafa Riyadh	BRN		.

