

RESULTS



100 Metres Men - Final

RECORDS	RESULT	NAME	COUNTRY	AGE	VENUE	DATE
World Record WR	9.58	Usain BOLT	JAM	23	Berlin (GER)	16 Aug 2009
Championships Record CR	9.58	Usain BOLT	JAM	23	Berlin (GER)	16 Aug 2009
World Leading WL	9.83	Zharnel HUGHES	GBR	28	New York, NY (USA)	24 Jun 2023
Area Record AR		National Record NR		Personal Best PB		Season Best SB

20 August 2023 19:11 START TIME

32° C TEMPERATURE 48 % HUMIDITY

0.0m/s WIND

PLACE	BIB	NAME	COUNTRY	DATE OF BIRTH	LANE	RESULT	REACTION	Fn
1	3007	Noah LYLES	USA	18 Jul 97	6	9.83	WL 0.145	
2	2102	Letsile TEBOGO	BOT	7 Jun 03	3	9.88 (.873)	NR 0.129	
3	2350	Zharnel HUGHES	GBR	13 Jul 95	5	9.88 (.874)	0.105	
4	2554	Oblique SEVILLE	JAM	16 Mar 01	7	9.88 (.877)	0.148	
5	2978	Christian COLEMAN	USA	6 Mar 96	4	9.92	0.137	
6	2587	Abdul Hakim SANI BROWN	JPN	6 Mar 99	8	10.04	0.177	
7	2626	Ferdinand OMANYALA	KEN	2 Jan 96	9	10.07	0.152	
8	2540	Ryiem FORDE	JAM	23 May 01	2	10.08	0.188	

ALL-TIME OUTDOOR TOP LIST

RESULT	NAME	VENUE	DATE
9.58	Usain BOLT (JAM)	Berlin (GER)	16 Aug 09
9.69	Tyson GAY (USA)	Shanghai (CHN)	20 Sep 09
9.69	Yohan BLAKE (JAM)	Lausanne (SUI)	23 Aug 12
9.72	Asafa POWELL (JAM)	Lausanne (SUI)	2 Sep 08
9.74	Justin GATLIN (USA)	Doha (QAT)	15 May 15
9.76	Christian COLEMAN (USA)	Doha (QAT)	28 Sep 19
9.76	Trayvon BROMELL (USA)	Nairobi (KEN)	18 Sep 21
9.76	Fred KERLEY (USA)	Eugene, OR (USA)	24 Jun 22
9.77	Ferdinand OMANYALA (KEN)	Nairobi (KEN)	18 Sep 21
9.78	Nesta CARTER (JAM)	Rieti (ITA)	29 Aug 10

2023 OUTDOOR TOP LIST

RESULT	NAME	VENUE	2023
9.83	Zharnel HUGHES (GBR)	New York, NY (USA)	24 Jun
9.83	Noah LYLES (USA)	Budapest	20 Aug
9.84	Ferdinand OMANYALA (KEN)	Nairobi (KEN)	13 May
9.86	Oblique SEVILLE (JAM)	Budapest	19 Aug
9.88	Fred KERLEY (USA)	Yokohama (JPN)	21 May
9.88	Letsile TEBOGO (BOT)	Budapest	20 Aug
9.88	Christian COLEMAN (USA)	Budapest	20 Aug
9.89	Ackeem BLAKE (JAM)	Los Angeles, CA (USA)	27 May
9.89	Pjai AUSTIN (USA)	Austin, TX (USA)	7 Jun
9.89	Courtney LINDSEY (USA)	Austin, TX (USA)	9 Jun
9.89	Issamade ASINGA (SUR)	São Paulo (BRA)	28 Jul

RESULT PROGRESSION



100 Metres Men - Final

RECORDS	RESULT	NAME	COUNTRY	AGE	VENUE	DATE
World Record WR	9.58	Usain BOLT	JAM	23	Berlin (GER)	16 Aug 2009
Championships Record CR	9.58	Usain BOLT	JAM	23	Berlin (GER)	16 Aug 2009
World Leading WL	9.83	Zharnel HUGHES	GBR	28	New York, NY (USA)	24 Jun 2023
Area Record AR		National Record NR		Personal Best PB		Season Best SB

20 August 2023

RANK	BIB	NAME	COUNTRY	DATE of BIRTH	PHASE	HEAT	LANE	PLACE	RESULT	WIND
1	3007	Noah LYLES	USA	18 Jul 97	Final	1	6	1	9.83 WL	0.0
					Semi-Final	1	4	1	9.87 Q SB	+0.3
					Round 1	2	9	2	9.95 Q	-0.6
2	2102	Letsile TEBOGO	BOT	7 Jun 03	Final	1	3	2	9.88 NR	0.0
					Semi-Final	3	6	7	9.98 Q	-0.3
					Round 1	4	9	13	10.11 Q	-0.4
3	2350	Zharnel HUGHES	GBR	13 Jul 95	Final	1	5	3	9.88	0.0
					Semi-Final	2	7	4	9.93 Q	0.0
					Round 1	1	4	7	10.00 Q	0.0
4	2554	Oblique SEVILLE	JAM	16 Mar 01	Final	1	7	4	9.88	0.0
					Semi-Final	3	7	3	9.90 Q	-0.3
					Round 1	5	7	1	9.86 Q PB	0.0
5	2978	Christian COLEMAN	USA	6 Mar 96	Final	1	4	5	9.92	0.0
					Semi-Final	2	5	2	9.88 Q SB	0.0
					Round 1	7	2	5	9.98 Q	-0.1
6	2587	Abdul Hakim SANI BROWN	JPN	6 Mar 99	Final	1	8	6	10.04	0.0
					Semi-Final	1	6	6	9.97 Q PB	+0.3
					Round 1	6	4	9	10.07 Q SB	-0.4
7	2626	Ferdinand OMANYALA	KEN	2 Jan 96	Final	1	9	7	10.07	0.0
					Semi-Final	1	5	8	10.01 q	+0.3
					Round 1	2	4	4	9.97 Q	-0.6
8	2540	Ryiem FORDE	JAM	23 May 01	Final	1	2	8	10.08	0.0
					Semi-Final	2	6	5	9.95 q PB	0.0
					Round 1	1	5	8	10.01 Q	0.0

ALL-TIME OUTDOOR TOP LIST				2023 OUTDOOR TOP LIST			
RESULT	NAME	VENUE	DATE	RESULT	NAME	VENUE	2023
9.58	Usain BOLT (JAM)	Berlin (GER)	16 Aug 09	9.83	Zharnel HUGHES (GBR)	New York, NY (USA)	24 Jun
9.69	Tyson GAY (USA)	Shanghai (CHN)	20 Sep 09	9.83	Noah LYLES (USA)	Budapest	20 Aug
9.69	Yohan BLAKE (JAM)	Lausanne (SUI)	23 Aug 12	9.84	Ferdinand OMANYALA (KEN)	Nairobi (KEN)	13 May
9.72	Asafa POWELL (JAM)	Lausanne (SUI)	2 Sep 08	9.86	Oblique SEVILLE (JAM)	Budapest	19 Aug
9.74	Justin GATLIN (USA)	Doha (QAT)	15 May 15	9.88	Fred KERLEY (USA)	Yokohama (JPN)	21 May
9.76	Christian COLEMAN (USA)	Doha (QAT)	28 Sep 19	9.88	Letsile TEBOGO (BOT)	Budapest	20 Aug
9.76	Trayvon BROMELL (USA)	Nairobi (KEN)	18 Sep 21	9.88	Christian COLEMAN (USA)	Budapest	20 Aug
9.76	Fred KERLEY (USA)	Eugene, OR (USA)	24 Jun 22	9.89	Ackeeem BLAKE (JAM)	Los Angeles, CA (USA)	27 May
9.77	Ferdinand OMANYALA (KEN)	Nairobi (KEN)	18 Sep 21	9.89	Pjai AUSTIN (USA)	Austin, TX (USA)	7 Jun
9.78	Nesta CARTER (JAM)	Rieti (ITA)	29 Aug 10	9.89	Courtney LINDSEY (USA)	Austin, TX (USA)	9 Jun
				9.89	Issamade ASINGA (SUR)	São Paulo (BRA)	28 Jul

SUMMARY



100 Metres Men - Semi-Final

First 2 of each heat (Q) plus 2 fastest times (q) qualify to Final

RECORDS	RESULT	NAME	COUNTRY	AGE	VENUE	DATE
World Record WR	9.58	Usain BOLT	JAM	23	Berlin (GER)	16 Aug 2009
Championships Record CR	9.58	Usain BOLT	JAM	23	Berlin (GER)	16 Aug 2009
World Leading WL	9.83	Zharnel HUGHES	GBR	28	New York, NY (USA)	24 Jun 2023
Area Record AR		National Record NR		Personal Best PB		Season Best SB

20 August 2023

RANK	PLACE	HEAT	LANE	BIB	NAME	COUNTRY	DATE OF BIRTH	RESULT	WIND
1	1	1	4	3007	Noah LYLES	USA	18 Jul 97	9.87	Q SB +0.3
2	1	2	5	2978	Christian COLEMAN	USA	6 Mar 96	9.88	Q SB 0.0
3	1	3	7	2554	Oblique SEVILLE	JAM	16 Mar 01	9.90	Q -0.3
4	2	2	7	2350	Zharnel HUGHES	GBR	13 Jul 95	9.93	Q 0.0
5	3	2	6	2540	Ryiem FORDE	JAM	23 May 01	9.95	q PB 0.0
6	2	1	6	2587	Abdul Hakim SANI BROWN	JPN	6 Mar 99	9.97	Q PB +0.3
7	2	3	6	2102	Letsile TEBOGO	BOT	7 Jun 03	9.98	Q -0.3
8	3	1	5	2626	Ferdinand OMANYALA	KEN	2 Jan 96	10.01	q +0.3
9	3	3	4	2998	Fred KERLEY	USA	7 May 95	10.02	-0.3
10	4	1	7	2338	Eugene AMO-DADZIE	GBR	22 Jun 92	10.03	+0.3
11	4	2	8	2645	Emmanuel MATADI	LBR	15 Apr 91	10.04	0.0
12	5	1	3	2503	Lamont Marcell JACOBS	ITA	26 Sep 94	10.05	SB +0.3
13	6	1	8	2559	Rohan WATSON	JAM	29 Apr 02	10.07	+0.3
14	4	3	3	2034	Rohan BROWNING	AUS	31 Dec 97	10.11	-0.3
15	5	2	3	2724	Seye OGUNLEWE	NGR	30 Aug 91	10.12	0.0
16	6	2	9	2418	Emanuel ARCHIBALD	GUY	9 Sep 94	10.13	PB 0.0
17	7	2	2	2600	Hiroki YANAGITA	JPN	25 Jul 03	10.14	0.0
18	7	1	2	2776	Dominik KOPEĆ	POL	5 Mar 95	10.15	+0.3
19	8	1	9	2720	Usheoritse ITSEKIRI	NGR	31 Jan 98	10.19	+0.3
20	5	3	5	2700	Raphael BOUJU	NED	15 May 02	10.20 (.194)	-0.3
21	6	3	9	2897	Henrik LARSSON	SWE	30 Sep 99	10.20 (.198)	-0.3
22	7	3	2	2155	Brendon RODNEY	CAN	9 Apr 92	10.25	-0.3
23	8	3	8	2357	Reece PRESCOD	GBR	29 Feb 96	10.26	-0.3
		2	4	2839	Akani SIMBINE	RSA	21 Sep 93	DQ	TR16.8 0.0

NOTE WA Rule TR16.8 - False start

ALL-TIME OUTDOOR TOP LIST				2023 OUTDOOR TOP LIST			
RESULT	NAME	VENUE	DATE	RESULT	NAME	VENUE	2023
9.58	Usain BOLT (JAM)	Berlin (GER)	16 Aug 09	9.83	Zharnel HUGHES (GBR)	New York, NY (USA)	24 Jun
9.69	Tyson GAY (USA)	Shanghai (CHN)	20 Sep 09	9.84	Ferdinand OMANYALA (KEN)	Nairobi (KEN)	13 May
9.69	Yohan BLAKE (JAM)	Lausanne (SUI)	23 Aug 12	9.86	Oblique SEVILLE (JAM)	Budapest	19 Aug
9.72	Asafa POWELL (JAM)	Lausanne (SUI)	2 Sep 08	9.87	Noah LYLES (USA)	Budapest	20 Aug
9.74	Justin GATLIN (USA)	Doha (QAT)	15 May 15	9.88	Fred KERLEY (USA)	Yokohama (JPN)	21 May
9.76	Christian COLEMAN (USA)	Doha (QAT)	28 Sep 19	9.88	Christian COLEMAN (USA)	Budapest	20 Aug
9.76	Trayvon BROMELL (USA)	Nairobi (KEN)	18 Sep 21	9.89	Ackeeem BLAKE (JAM)	Los Angeles, CA (USA)	27 May
9.76	Fred KERLEY (USA)	Eugene, OR (USA)	24 Jun 22	9.89	Pjai AUSTIN (USA)	Austin, TX (USA)	7 Jun
9.77	Ferdinand OMANYALA (KEN)	Nairobi (KEN)	18 Sep 21	9.89	Courtney LINDSEY (USA)	Austin, TX (USA)	9 Jun
9.78	Nesta CARTER (JAM)	Rieti (ITA)	29 Aug 10	9.89	Issamade ASINGA (SUR)	São Paulo (BRA)	28 Jul

RESULTS



100 Metres Men - Semi-Final

First 2 of each heat (Q) plus 2 fastest times (q) qualify to Final

BIB 2839 CORRECTION OF REACTION TIMES

RECORDS	RESULT	NAME	COUNTRY	AGE	VENUE	DATE
World Record WR	9.58	Usain BOLT	JAM	23	Berlin (GER)	16 Aug 2009
Championships Record CR	9.58	Usain BOLT	JAM	23	Berlin (GER)	16 Aug 2009
World Leading WL	9.83	Zharnel HUGHES	GBR	28	New York, NY (USA)	24 Jun 2023
Area Record AR		National Record NR		Personal Best PB		Season Best SB

Heat 1

3

20 August 2023 16:35 START TIME

33° C TEMPERATURE
44 % HUMIDITY

+0.3m/s WIND

PLACE	BIB	NAME	COUNTRY	DATE of BIRTH	LANE	RESULT	REACTION	Fn
1	3007	Noah LYLES	USA	18 Jul 97	4	9.87	Q SB 0.163	
2	2587	Abdul Hakim SANI BROWN	JPN	6 Mar 99	6	9.97	Q PB 0.152	
3	2626	Ferdinand OMANYALA	KEN	2 Jan 96	5	10.01	q 0.147	
4	2338	Eugene AMO-DADZIE	GBR	22 Jun 92	7	10.03	0.145	
5	2503	Lamont Marcell JACOBS	ITA	26 Sep 94	3	10.05	SB 0.144	
6	2559	Rohan WATSON	JAM	29 Apr 02	8	10.07	0.143	
7	2776	Dominik KOPEĆ	POL	5 Mar 95	2	10.15	0.141	
8	2720	Usheoritse ITSEKIRI	NGR	31 Jan 98	9	10.19	0.160	

Heat 2

3

20 August 2023 16:42 START TIME

33° C TEMPERATURE
44 % HUMIDITY

0.0m/s WIND

PLACE	BIB	NAME	COUNTRY	DATE of BIRTH	LANE	RESULT	REACTION	Fn
1	2978	Christian COLEMAN	USA	6 Mar 96	5	9.88	Q SB 0.135	
2	2350	Zharnel HUGHES	GBR	13 Jul 95	7	9.93	Q 0.124	
3	2540	Ryiem FORDE	JAM	23 May 01	6	9.95	q PB 0.160	
4	2645	Emmanuel MATADI	LBR	15 Apr 91	8	10.04	0.168	
5	2724	Seye OGUNLEWE	NGR	30 Aug 91	3	10.12	0.135	
6	2418	Emanuel ARCHIBALD	GUY	9 Sep 94	9	10.13	PB 0.168	
7	2600	Hiroki YANAGITA	JPN	25 Jul 03	2	10.14	0.157	
2839		Akani SIMBINE	RSA	21 Sep 93	4	DQ TR16.8	0.078	F1

NOTE WA Rule TR16.8 - False start

Heat 3

3

20 August 2023 16:53 START TIME

33° C TEMPERATURE
46 % HUMIDITY

-0.3m/s WIND

PLACE	BIB	NAME	COUNTRY	DATE of BIRTH	LANE	RESULT	REACTION	Fn
1	2554	Oblique SEVILLE	JAM	16 Mar 01	7	9.90	Q 0.148	
2	2102	Letsile TEBOGO	BOT	7 Jun 03	6	9.98	Q 0.171	
3	2998	Fred KERLEY	USA	7 May 95	4	10.02	0.159	
4	2034	Rohan BROWNING	AUS	31 Dec 97	3	10.11	0.132	
5	2700	Raphael BOUJU	NED	15 May 02	5	10.20 (.194)	0.153	
6	2897	Henrik LARSSON	SWE	30 Sep 99	9	10.20 (.198)	0.138	
7	2155	Brendon RODNEY	CAN	9 Apr 92	2	10.25	0.151	
8	2357	Reece PRESCOD	GBR	29 Feb 96	8	10.26	0.135	

RESULTS
100 Metres Men - Semi-Final

BIB 2839 CORRECTION OF REACTION TIMES

ALL-TIME OUTDOOR TOP LIST				2023 OUTDOOR TOP LIST			
RESULT	NAME	VENUE	DATE	RESULT	NAME	VENUE	2023
9.58	Usain BOLT (JAM)	Berlin (GER)	16 Aug 09	9.83	Zharnel HUGHES (GBR)	New York, NY (USA)	24 Jun
9.69	Tyson GAY (USA)	Shanghai (CHN)	20 Sep 09	9.84	Ferdinand OMANYALA (KEN)	Nairobi (KEN)	13 May
9.69	Yohan BLAKE (JAM)	Lausanne (SUI)	23 Aug 12	9.86	Oblique SEVILLE (JAM)	Budapest	19 Aug
9.72	Asafa POWELL (JAM)	Lausanne (SUI)	2 Sep 08	9.87	Noah LYLES (USA)	Budapest	20 Aug
9.74	Justin GATLIN (USA)	Doha (QAT)	15 May 15	9.88	Fred KERLEY (USA)	Yokohama (JPN)	21 May
9.76	Christian COLEMAN (USA)	Doha (QAT)	28 Sep 19	9.88	Christian COLEMAN (USA)	Budapest	20 Aug
9.76	Trayvon BROMELL (USA)	Nairobi (KEN)	18 Sep 21	9.89	Ackeem BLAKE (JAM)	Los Angeles, CA (USA)	27 May
9.76	Fred KERLEY (USA)	Eugene, OR (USA)	24 Jun 22	9.89	Pjai AUSTIN (USA)	Austin, TX (USA)	7 Jun
9.77	Ferdinand OMANYALA (KEN)	Nairobi (KEN)	18 Sep 21	9.89	Courtney LINDSEY (USA)	Austin, TX (USA)	9 Jun
9.78	Nesta CARTER (JAM)	Rieti (ITA)	29 Aug 10	9.89	Issamade ASINGA (SUR)	São Paulo (BRA)	28 Jul

RESULTS



100 Metres Men - Semi-Final

First 2 of each heat (Q) plus 2 fastest times (q) qualify to Final

RECORDS	RESULT	NAME	COUNTRY	AGE	VENUE	DATE
World Record WR	9.58	Usain BOLT	JAM	23	Berlin (GER)	16 Aug 2009
Championships Record CR	9.58	Usain BOLT	JAM	23	Berlin (GER)	16 Aug 2009
World Leading WL	9.83	Zharnel HUGHES	GBR	28	New York, NY (USA)	24 Jun 2023
Area Record AR		National Record NR		Personal Best PB		Season Best SB

Heat 1

3

20 August 2023 16:35 START TIME

33° C TEMPERATURE 44 % HUMIDITY

+0.3m/s WIND

PLACE	BIB	NAME	COUNTRY	DATE OF BIRTH	LANE	RESULT	REACTION	Fn
1	3007	Noah LYLES	USA	18 Jul 97	4	9.87	Q SB 0.163	
2	2587	Abdul Hakim SANI BROWN	JPN	6 Mar 99	6	9.97	Q PB 0.152	
3	2626	Ferdinand OMANYALA	KEN	2 Jan 96	5	10.01	q 0.147	
4	2338	Eugene AMO-DADZIE	GBR	22 Jun 92	7	10.03	0.145	
5	2503	Lamont Marcell JACOBS	ITA	26 Sep 94	3	10.05	SB 0.144	
6	2559	Rohan WATSON	JAM	29 Apr 02	8	10.07	0.143	
7	2776	Dominik KOPEĆ	POL	5 Mar 95	2	10.15	0.141	
8	2720	Usheoritse ITSEKIRI	NGR	31 Jan 98	9	10.19	0.160	

Heat 2

3

20 August 2023 16:42 START TIME

33° C TEMPERATURE 44 % HUMIDITY

0.0m/s WIND

PLACE	BIB	NAME	COUNTRY	DATE OF BIRTH	LANE	RESULT	REACTION	Fn
1	2978	Christian COLEMAN	USA	6 Mar 96	5	9.88	Q SB 0.135	
2	2350	Zharnel HUGHES	GBR	13 Jul 95	7	9.93	Q 0.124	
3	2540	Ryiem FORDE	JAM	23 May 01	6	9.95	q PB 0.160	
4	2645	Emmanuel MATADI	LBR	15 Apr 91	8	10.04	0.168	
5	2724	Seye OGUNLEWE	NGR	30 Aug 91	3	10.12	0.135	
6	2418	Emanuel ARCHIBALD	GUY	9 Sep 94	9	10.13	PB 0.168	
7	2600	Hiroki YANAGITA	JPN	25 Jul 03	2	10.14	0.157	
	2839	Akani SIMBINE	RSA	21 Sep 93	4	DQ TR16.8	0.000	

NOTE WA Rule TR16.8 - False start

Heat 3

3

20 August 2023 16:53 START TIME

33° C TEMPERATURE 46 % HUMIDITY

-0.3m/s WIND

PLACE	BIB	NAME	COUNTRY	DATE OF BIRTH	LANE	RESULT	REACTION	Fn
1	2554	Oblique SEVILLE	JAM	16 Mar 01	7	9.90	Q 0.148	
2	2102	Letsile TEBOGO	BOT	7 Jun 03	6	9.98	Q 0.171	
3	2998	Fred KERLEY	USA	7 May 95	4	10.02	0.159	
4	2034	Rohan BROWNING	AUS	31 Dec 97	3	10.11	0.132	
5	2700	Raphael BOUJU	NED	15 May 02	5	10.20 [1.194]	0.153	
6	2897	Henrik LARSSON	SWE	30 Sep 99	9	10.20 [1.198]	0.138	
7	2155	Brendon RODNEY	CAN	9 Apr 92	2	10.25	0.151	
8	2357	Reece PRESCOD	GBR	29 Feb 96	8	10.26	0.135	

ALL-TIME OUTDOOR TOP LIST

RESULT	NAME	VENUE	DATE
9.58	Usain BOLT (JAM)	Berlin (GER)	16 Aug 09
9.69	Tyson GAY (USA)	Shanghai (CHN)	20 Sep 09
9.69	Yohan BLAKE (JAM)	Lausanne (SUI)	23 Aug 12
9.72	Asafa POWELL (JAM)	Lausanne (SUI)	2 Sep 08
9.74	Justin GATLIN (USA)	Doha (QAT)	15 May 15
9.76	Christian COLEMAN (USA)	Doha (QAT)	28 Sep 19
9.76	Trayvon BROMELL (USA)	Nairobi (KEN)	18 Sep 21
9.76	Fred KERLEY (USA)	Eugene, OR (USA)	24 Jun 22
9.77	Ferdinand OMANYALA (KEN)	Nairobi (KEN)	18 Sep 21
9.78	Nesta CARTER (JAM)	Rieti (ITA)	29 Aug 10

2023 OUTDOOR TOP LIST

RESULT	NAME	VENUE	2023
9.83	Zharnel HUGHES (GBR)	New York, NY (USA)	24 Jun
9.84	Ferdinand OMANYALA (KEN)	Nairobi (KEN)	13 May
9.86	Oblique SEVILLE (JAM)	Budapest	19 Aug
9.87	Noah LYLES (USA)	Budapest	20 Aug
9.88	Fred KERLEY (USA)	Yokohama (JPN)	21 May
9.88	Christian COLEMAN (USA)	Budapest	20 Aug
9.89	Ackeem BLAKE (JAM)	Los Angeles, CA (USA)	27 May
9.89	Pjai AUSTIN (USA)	Austin, TX (USA)	7 Jun
9.89	Courtney LINDSEY (USA)	Austin, TX (USA)	9 Jun
9.89	Issamade ASINGA (SUR)	São Paulo (BRA)	28 Jul

Timing by SEIKO

AT-100-M-sf----.RS6..v1

Issued at 16:55 on Sunday, 20 August 2023

WORLD ATHLETICS PARTNERS



SUMMARY



100 Metres Men - Round 1

First 3 of each heat (Q) plus 3 fastest times (q) qualify to Semi-Final

TIME QUALIFIERS ADJUSTED (TR 21.4)

RECORDS	RESULT	NAME	COUNTRY	AGE	VENUE	DATE
World Record WR	9.58	Usain BOLT	JAM	23	Berlin (GER)	16 Aug 2009
Championships Record CR	9.58	Usain BOLT	JAM	23	Berlin (GER)	16 Aug 2009
World Leading WL	9.83	Zharnel HUGHES	GBR	28	New York, NY (USA)	24 Jun 2023
Area Record AR		National Record NR		Personal Best PB		Season Best SB

19 August 2023

RANK	PLACE	HEAT	LANE	BIB	NAME	COUNTRY	DATE OF BIRTH	RESULT		WIND
1	1	5	7	2554	Oblique SEVILLE	JAM	16 Mar 01	9.86	Q PB	0.0
2	1	2	9	3007	Noah LYLES	USA	18 Jul 97	9.95	Q	-0.6
3	1	7	4	2839	Akani SIMBINE	RSA	21 Sep 93	9.97 (.967)	Q	-0.1
4	2	2	4	2626	Ferdinand OMANYALA	KEN	2 Jan 96	9.97 (.968)	Q	-0.6
5	2	7	2	2978	Christian COLEMAN	USA	6 Mar 96	9.98	Q	-0.1
6	2	5	4	2998	Fred KERLEY	USA	7 May 95	9.99	Q	0.0
7	1	1	4	2350	Zharnel HUGHES	GBR	13 Jul 95	10.00	Q	0.0
8	2	1	5	2540	Ryiem FORDE	JAM	23 May 01	10.01	Q	0.0
9	1	6	4	2587	Abdul Hakim SANI BROWN	JPN	6 Mar 99	10.07 (.062)	Q SB	-0.4
10	3	1	8	2724	Seye OGUNLEWE	NGR	30 Aug 91	10.07 (.068)	Q	0.0
11	1	3	8	2700	Raphael BOUJU	NED	15 May 02	10.09	Q	0.0
12	2	3	2	2338	Eugene AMO-DADZIE	GBR	22 Jun 92	10.10	Q	0.0
13	1	4	9	2102	Letsile TEBOGO	BOT	7 Jun 03	10.11 (.102)	Q	-0.4
14	2	4	4	2034	Rohan BROWNING	AUS	31 Dec 97	10.11 (.103)	Q	-0.4
15	2	6	2	2559	Rohan WATSON	JAM	29 Apr 02	10.11 (.107)	Q	-0.4
16	4	1	2	2776	Dominik KOPEĆ	POL	5 Mar 95	10.12	q	0.0
17	3	3	9	2645	Emmanuel MATADI	LBR	15 Apr 91	10.13	Q	0.0
18	3	4	8	2357	Reece PRESCOD	GBR	29 Feb 96	10.14	Q	-0.4
19	3	6	8	2503	Lamont Marcell JACOBS	ITA	26 Sep 94	10.15	Q SB	-0.4
20	3	5	5	2897	Henrik LARSSON	SWE	30 Sep 99	10.16 (.156)	Q	0.0
20	4	6	5	2155	Brendon RODNEY	CAN	9 Apr 92	10.16 (.156)	q	-0.4
22	3	2	8	2720	Usheoritse ITSEKIRI	NGR	31 Jan 98	10.17 (.161)	Q	-0.6
23	5	1	6	2468	Hassan TAFTIAN	IRI	4 May 93	10.17 (.163)		0.0
24	4	3	4	2836	Benjamin RICHARDSON	RSA	19 Dec 03	10.17 (.167)		0.0
25	5	3	7	2975	Cravont CHARLESTON	USA	2 Jan 98	10.18 (.175)		0.0
26	5	6	6	2525	Rikkoi BRATHWAITE	IVB	13 Feb 99	10.18 (.179)		-0.4
27	4	5	3	2306	Mouhamadou FALL	FRA	25 Feb 92	10.19		0.0
28	5	5	2	2337	Ebrahima CAMARA	GAM	18 Sep 96	10.20 (.192)		0.0
29	3	7	7	2418	Emanuel ARCHIBALD	GUY	9 Sep 94	10.20 (.193)	Q	-0.1
29	3	7	6	2600	Hiroki YANAGITA	JPN	25 Jul 03	10.20 (.193)	Q	-0.1
31	4	4	5	2829	Shaun MASWANGANYI	RSA	1 Feb 01	10.21		-0.4
32	5	4	2	2585	Ryuichiro SAKAI	JPN	14 Mar 98	10.22		-0.4
33	6	4	6	2014	Cejhae GREENE	ANT	6 Oct 95	10.23		-0.4
34	6	5	9	2105	Paulo André CAMILO	BRA	20 Aug 98	10.25 (.242)		0.0
35	6	3	3	2104	Felipe BARDI	BRA	8 Oct 98	10.25 (.243)		0.0
36	7	3	5	2886	Ján VOLKO	SVK	2 Nov 96	10.25 (.250)		0.0
37	6	1	9	2752	Tiaan WHELPTON	NZL	29 Mar 00	10.26 (.254)		0.0
38	4	2	3	2493	Samuele CECCARELLI	ITA	9 Jan 00	10.26 (.255)		-0.6
39	7	4	3	2669	Muhd Azeem FAHMI	MAS	29 Apr 04	10.26 (.259)		-0.4

SUMMARY
100 Metres Men - Round 1

TIME QUALIFIERS ADJUSTED (TR 21.4)

19 August 2023

RANK	PLACE	HEAT	LANE	BIB	NAME	COUNTRY	DATE of BIRTH	RESULT	WIND
40	5	2	5	2136	Jerome BLAKE	CAN	18 Aug 95	10.29	-0.6
41	5	7	3	2393	Julian WAGNER	GER	18 Mar 98	10.31	-0.1
42	6	6	9	2062	Terrence JONES	BAH	8 Nov 02	10.32	-0.4
43	6	7	9	2106	Erik CARDOSO	BRA	3 Mar 00	10.36	-0.1
44	6	2	6	2180	Emmanuel ESEME	CMR	17 Aug 93	10.41 (.404)	-0.6
45	7	6	7	2066	Imranur RAHMAN	BAN	5 Jul 93	10.41 (.409)	-0.4
46	7	7	8	2056	Markus FUCHS	AUT	14 Nov 95	10.43	-0.1
47	7	2	7	2038	Jake DORAN	AUS	18 Jul 00	10.48	-0.6
48	8	4	7	2423	Bence BOROS	HUN	24 Dec 96	10.70	-0.4
49	8	2	2	2655	Kin Wa CHAN	MAC	5 Sep 02	10.83	-0.6
50	8	7	5	2417	Joseph GREEN	GUM	7 Dec 01	10.91	-0.1
51	7	5	8	2095	Brandon JONES	BIZ	19 Jul 87	10.95	0.0
52	7	1	3	2907	Favoris MUZRAPOV	TJK	15 Nov 98	10.99	0.0
53	8	3	6	2688	Onisio PEREIA	MOZ	25 Feb 03	11.09	0.0
54	8	6	3	2183	Ronal LONGA	COL	30 Jun 04	11.31	-0.4
55	8	1	7	2179	Arthur CISSÉ	CIV	29 Dec 96	11.58	0.0
		5	6	2717	Favour Oghene Tejiri ASHE	NGR	28 Apr 02	DQ	TR16.8 0.0

NOTE WA Rule TR16.8 - False start

ALL-TIME OUTDOOR TOP LIST				2023 OUTDOOR TOP LIST			
RESULT	NAME	VENUE	DATE	RESULT	NAME	VENUE	2023
9.58	Usain BOLT (JAM)	Berlin (GER)	16 Aug 09	9.83	Zharnel HUGHES (GBR)	New York, NY (USA)	24 Jun
9.69	Tyson GAY (USA)	Shanghai (CHN)	20 Sep 09	9.84	Ferdinand OMANYALA (KEN)	Nairobi (KEN)	13 May
9.69	Yohan BLAKE (JAM)	Lausanne (SUI)	23 Aug 12	9.86	Oblique SEVILLE (JAM)	Budapest	19 Aug
9.72	Asafa POWELL (JAM)	Lausanne (SUI)	2 Sep 08	9.88	Fred KERLEY (USA)	Yokohama (JPN)	21 May
9.74	Justin GATLIN (USA)	Doha (QAT)	15 May 15	9.89	Ackeeem BLAKE (JAM)	Los Angeles, CA (USA)	27 May
9.76	Christian COLEMAN (USA)	Doha (QAT)	28 Sep 19	9.89	Pjai AUSTIN (USA)	Austin, TX (USA)	7 Jun
9.76	Trayvon BROMELL (USA)	Nairobi (KEN)	18 Sep 21	9.89	Courtney LINDSEY (USA)	Austin, TX (USA)	9 Jun
9.76	Fred KERLEY (USA)	Eugene, OR (USA)	24 Jun 22	9.89	Issamade ASINGA (SUR)	São Paulo (BRA)	28 Jul
9.77	Ferdinand OMANYALA (KEN)	Nairobi (KEN)	18 Sep 21	9.90	Godson Oke OGHENEBRUME (NGR)	Austin, TX (USA)	9 Jun
9.78	Nesta CARTER (JAM)	Rieti (ITA)	29 Aug 10	9.90	Cravont CHARLESTON (USA)	Kuortane (FIN)	17 Jun

RESULTS



100 Metres Men - Round 1

First 3 of each heat (Q) plus 3 fastest times (q) qualify to Semi-Final

TIME QUALIFIERS ADJUSTED (TR 21.4)

RECORDS	RESULT	NAME	COUNTRY	AGE	VENUE	DATE
World Record WR	9.58	Usain BOLT	JAM	23	Berlin (GER)	16 Aug 2009
Championships Record CR	9.58	Usain BOLT	JAM	23	Berlin (GER)	16 Aug 2009
World Leading WL	9.83	Zharnel HUGHES	GBR	28	New York, NY (USA)	24 Jun 2023
Area Record AR		National Record NR		Personal Best PB		Season Best SB

Heat 1

7

19 August 2023 19:43 START TIME

28° C TEMPERATURE 60 % HUMIDITY

0.0m/s WIND

PLACE	BIB	NAME	COUNTRY	DATE of BIRTH	LANE	RESULT	REACTION	Fn
1	2350	Zharnel HUGHES	GBR	13 Jul 95	4	10.00 Q	0.143	
2	2540	Ryiem FORDE	JAM	23 May 01	5	10.01 Q	0.148	
3	2724	Seye OGUNLEWE	NGR	30 Aug 91	8	10.07 [0.068] Q	0.140	
4	2776	Dominik KOPEĆ	POL	5 Mar 95	2	10.12 q	0.149	
5	2468	Hassan TAFTIAN	IRI	4 May 93	6	10.17 [0.163]	0.163	
6	2752	Tiaan WHELPTON	NZL	29 Mar 00	9	10.26 [0.254]	0.123	
7	2907	Favoris MUZRAPOV	TJK	15 Nov 98	3	10.99	0.129	
8	2179	Arthur CISSÉ	CIV	29 Dec 96	7	11.58	0.166	

Heat 2

7

19 August 2023 19:49 START TIME

28° C TEMPERATURE 60 % HUMIDITY

-0.6m/s WIND

PLACE	BIB	NAME	COUNTRY	DATE of BIRTH	LANE	RESULT	REACTION	Fn
1	3007	Noah LYLES	USA	18 Jul 97	9	9.95 Q	0.142	
2	2626	Ferdinand OMANYALA	KEN	2 Jan 96	4	9.97 [0.968] Q	0.149	
3	2720	Usheoritse ITSEKIRI	NGR	31 Jan 98	8	10.17 [0.161] Q	0.139	
4	2493	Samuele CECCARELLI	ITA	9 Jan 00	3	10.26 [0.255]	0.163	
5	2136	Jerome BLAKE	CAN	18 Aug 95	5	10.29	0.153	
6	2180	Emmanuel ESEME	CMR	17 Aug 93	6	10.41 [0.404]	0.158	
7	2038	Jake DORAN	AUS	18 Jul 00	7	10.48	0.203	
8	2655	Kin Wa CHAN	MAC	5 Sep 02	2	10.83	0.163	

Heat 3

7

19 August 2023 19:55 START TIME

27° C TEMPERATURE 64 % HUMIDITY

0.0m/s WIND

PLACE	BIB	NAME	COUNTRY	DATE of BIRTH	LANE	RESULT	REACTION	Fn
1	2700	Raphael BOUJU	NED	15 May 02	8	10.09 Q	0.156	
2	2338	Eugene AMO-DADZIE	GBR	22 Jun 92	2	10.10 Q	0.178	
3	2645	Emmanuel MATADI	LBR	15 Apr 91	9	10.13 Q	0.152	
4	2836	Benjamin RICHARDSON	RSA	19 Dec 03	4	10.17 [0.167]	0.164	
5	2975	Cravont CHARLESTON	USA	2 Jan 98	7	10.18 [0.175]	0.161	
6	2104	Felipe BARDI	BRA	8 Oct 98	3	10.25 [0.243]	0.149	
7	2886	Ján VOLKO	SVK	2 Nov 96	5	10.25 [0.250]	0.152	
8	2688	Onisio PEREIA	MOZ	25 Feb 03	6	11.09	0.184	

RESULTS
100 Metres Men - Round 1

TIME QUALIFIERS ADJUSTED (TR 21.4)

Heat 4 7

19 August 2023 20:01 START TIME 27° C TEMPERATURE 64 % HUMIDITY

-0.4m/s WIND

PLACE	BIB	NAME	COUNTRY	DATE of BIRTH	LANE	RESULT	REACTION	Fn
1	2102	Letsile TEBOGO	BOT	7 Jun 03	9	10.11 (.102) Q	0.174	
2	2034	Rohan BROWNING	AUS	31 Dec 97	4	10.11 (.103) Q	0.133	
3	2357	Reece PRESCOD	GBR	29 Feb 96	8	10.14 Q	0.125	
4	2829	Shaun MASWANGANYI	RSA	1 Feb 01	5	10.21	0.174	
5	2585	Ryuichiro SAKAI	JPN	14 Mar 98	2	10.22	0.166	
6	2014	Cejhae GREENE	ANT	6 Oct 95	6	10.23	0.166	
7	2669	Muhd Azeem FAHMI	MAS	29 Apr 04	3	10.26 (.259)	0.152	
8	2423	Bence BOROS	HUN	24 Dec 96	7	10.70	0.136	

Heat 5 7

19 August 2023 20:11 START TIME 27° C TEMPERATURE 65 % HUMIDITY

0.0m/s WIND

PLACE	BIB	NAME	COUNTRY	DATE of BIRTH	LANE	RESULT	REACTION	Fn
1	2554	Oblique SEVILLE	JAM	16 Mar 01	7	9.86 Q PB	0.144	
2	2998	Fred KERLEY	USA	7 May 95	4	9.99 Q	0.167	
3	2897	Henrik LARSSON	SWE	30 Sep 99	5	10.16 (.156) Q	0.128	
4	2306	Mouhamadou FALL	FRA	25 Feb 92	3	10.19	0.149	
5	2337	Ebrahima CAMARA	GAM	18 Sep 96	2	10.20 (.192)	0.162	
6	2105	Paulo André CAMILO	BRA	20 Aug 98	9	10.25 (.242)	0.139	
7	2095	Brandon JONES	BIZ	19 Jul 87	8	10.95	0.154	
	2717	Favour Oghene Tejiri ASHE	NGR	28 Apr 02	6	DQ TR16.8	-0.379	

NOTE WA Rule TR16.8 - False start

Heat 6 7

19 August 2023 20:21 START TIME 27° C TEMPERATURE 65 % HUMIDITY

-0.4m/s WIND

PLACE	BIB	NAME	COUNTRY	DATE of BIRTH	LANE	RESULT	REACTION	Fn
1	2587	Abdul Hakim SANI BROWN	JPN	6 Mar 99	4	10.07 (.062) Q SB	0.165	
2	2559	Rohan WATSON	JAM	29 Apr 02	2	10.11 (.107) Q	0.156	
3	2503	Lamont Marcell JACOBS	ITA	26 Sep 94	8	10.15 Q SB	0.137	
4	2155	Brendon RODNEY	CAN	9 Apr 92	5	10.16 (.156) q	0.137	
5	2525	Rikkoi BRATHWAITE	IVB	13 Feb 99	6	10.18 (.179)	0.131	
6	2062	Terrence JONES	BAH	8 Nov 02	9	10.32	0.183	
7	2066	Imranur RAHMAN	BAN	5 Jul 93	7	10.41 (.409)	0.153	
8	2183	Ronal LONGA	COL	30 Jun 04	3	11.31	0.162	

Heat 7 7

19 August 2023 20:27 START TIME 27° C TEMPERATURE 64 % HUMIDITY

-0.1m/s WIND

PLACE	BIB	NAME	COUNTRY	DATE of BIRTH	LANE	RESULT	REACTION	Fn
1	2839	Akani SIMBINE	RSA	21 Sep 93	4	9.97 (.967) Q	0.138	
2	2978	Christian COLEMAN	USA	6 Mar 96	2	9.98 Q	0.138	
3	2418	Emanuel ARCHIBALD	GUY	9 Sep 94	7	10.20 (.193) Q	0.179	
3	2600	Hiroki YANAGITA	JPN	25 Jul 03	6	10.20 (.193) Q	0.148	
5	2393	Julian WAGNER	GER	18 Mar 98	3	10.31	0.157	
6	2106	Erik CARDOSO	BRA	3 Mar 00	9	10.36	0.159	
7	2056	Markus FUCHS	AUT	14 Nov 95	8	10.43	0.138	
8	2417	Joseph GREEN	GUM	7 Dec 01	5	10.91	0.186	

RESULTS
100 Metres Men - Round 1

TIME QUALIFIERS ADJUSTED (TR 21.4)

ALL-TIME OUTDOOR TOP LIST				2023 OUTDOOR TOP LIST			
RESULT	NAME	VENUE	DATE	RESULT	NAME	VENUE	2023
9.58	Usain BOLT (JAM)	Berlin (GER)	16 Aug 09	9.83	Zharnel HUGHES (GBR)	New York, NY (USA)	24 Jun
9.69	Tyson GAY (USA)	Shanghai (CHN)	20 Sep 09	9.84	Ferdinand OMANYALA (KEN)	Nairobi (KEN)	13 May
9.69	Yohan BLAKE (JAM)	Lausanne (SUI)	23 Aug 12	9.86	Oblique SEVILLE (JAM)	Budapest	19 Aug
9.72	Asafa POWELL (JAM)	Lausanne (SUI)	2 Sep 08	9.88	Fred KERLEY (USA)	Yokohama (JPN)	21 May
9.74	Justin GATLIN (USA)	Doha (QAT)	15 May 15	9.89	Ackeem BLAKE (JAM)	Los Angeles, CA (USA)	27 May
9.76	Christian COLEMAN (USA)	Doha (QAT)	28 Sep 19	9.89	Pjai AUSTIN (USA)	Austin, TX (USA)	7 Jun
9.76	Trayvon BROMELL (USA)	Nairobi (KEN)	18 Sep 21	9.89	Courtney LINDSEY (USA)	Austin, TX (USA)	9 Jun
9.76	Fred KERLEY (USA)	Eugene, OR (USA)	24 Jun 22	9.89	Issamade ASINGA (SUR)	São Paulo (BRA)	28 Jul
9.77	Ferdinand OMANYALA (KEN)	Nairobi (KEN)	18 Sep 21	9.90	Godson Oke OGHENEBRUME (NGR)	Austin, TX (USA)	9 Jun
9.78	Nesta CARTER (JAM)	Rieti (ITA)	29 Aug 10	9.90	Cravont CHARLESTON (USA)	Kuortane (FIN)	17 Jun

SUMMARY



100 Metres Men - Preliminary Round

First 2 of each heat (Q) plus 2 fastest times (q) qualify to 1st Round

RECORDS	RESULT	NAME	COUNTRY	AGE	VENUE	DATE
World Record WR	9.58	Usain BOLT	JAM	23	Berlin (GER)	16 Aug 2009
Championships Record CR	9.58	Usain BOLT	JAM	23	Berlin (GER)	16 Aug 2009
World Leading WL	9.83	Zhanel HUGHES	GBR	28	New York, NY (USA)	24 Jun 2023
Area Record AR		National Record NR		Personal Best PB		Season Best SB

19 August 2023

RANK	PLACE	HEAT	LANE	BIB	NAME	COUNTRY	DATE of BIRTH	RESULT	WIND
1	1	2	3	2669	Muhd Azeem FAHMI	MAS	29 Apr 04	10.24	Q +0.2
2	1	1	4	2418	Emanuel ARCHIBALD	GUY	9 Sep 94	10.27	Q 0.0
3	1	4	2	2337	Ebrahima CAMARA	GAM	18 Sep 96	10.32	Q -0.3
4	1	3	4	2066	Imranur RAHMAN	BAN	5 Jul 93	10.50	Q -0.8
5	2	1	7	2423	Bence BOROS	HUN	24 Dec 96	10.70	Q 0.0
6	3	1	5	2655	Kin Wa CHAN	MAC	5 Sep 02	10.79	q 0.0
7	2	4	5	2417	Joseph GREEN	GUM	7 Dec 01	10.84	Q PB -0.3
8	3	4	4	2907	Favoris MUZRAPOV	TJK	15 Nov 98	10.86	q -0.3
9	2	3	7	2688	Onisio PEREIA	MOZ	25 Feb 03	10.89	Q -0.8
10	3	3	2	2908	Alisher SADULAYEV	TKM	25 Jan 97	10.90	-0.8
11	2	2	2	2095	Brandon JONES	BIZ	19 Jul 87	10.94	Q +0.2
12	4	3	9	2421 Y	Melique GARCIA	HON	18 Jun 92	10.96	-0.8
13	4	1	2	2001	Terrone WEBSTER	AIA	12 Feb 04	11.03	0.0
14	3	2	7	2359	Seco CAMARA	GBS	20 Apr 95	11.04	+0.2
15	4	2	4	2714	Aayush KUNWAR	NEP	24 Jan 95	11.07	+0.2
16	5	3	8	2906	Melino TAFUNA	TGA	11 Jan 06	11.14	PB -0.8
17	5	1	8	2631	Timur ISAKOV	KGZ	13 Jan 00	11.22	PB 0.0
18	5	2	5	2743	Winzar KAKIOUEA	NRU	30 Apr 01	11.23	PB +0.2
19	4	4	3	2674	Nujoom HASSAN	MDV	23 Feb 96	11.30	PB -0.3
20	5	4	7	2029	Nathan CRUMPTON	ASA	9 Oct 85	11.32	SB -0.3
21	6	2	8	2687	Kylian VATRICAN	MON	1 Apr 04	11.44	SB +0.2
22	6	1	3	2936	Karalo Hepoiteloto MAIBUCA	TUV	10 Jun 99	11.55	SB 0.0
23	6	3	6	2811	Manuihei TEAHA	PYF	26 Dec 07	11.66	PB -0.8
24	6	4	6	2335	Scott James FITI	FSM	17 Jul 95	11.69	-0.3
25	7	3	3	2685	Ty'ree LANGIDRIK	MHL	17 Sep 97	11.78	PB -0.8
26	7	1	6	2632	Tauro TIAON	KIR	10 Oct 03	12.00	PB 0.0
		3	5	2000	Said GILANI	AFG	5 Feb 96	DNF	-0.8
		2	6	2848	Dylan SICOBO	SEY	27 Feb 97	DNS	+0.2
		4	8	2181	Olivier MWIMBA	COD	6 Nov 94	DNS	-0.3

SUMMARY
100 Metres Men - Preliminary Round

19 August 2023

RANK	PLACE	HEAT	LANE	BIB	NAME	COUNTRY	DATE of BIRTH	RESULT	WIND
------	-------	------	------	-----	------	---------	---------------	--------	------

NOTE **Y** BIB 2421 (Melique GARCIA) - Disturbing the start

ALL-TIME OUTDOOR TOP LIST					2023 OUTDOOR TOP LIST				
RESULT	NAME	VENUE	DATE		RESULT	NAME	VENUE	2023	
9.58	Usain BOLT (JAM)	Berlin (GER)	16 Aug 09		9.83	Zharnel HUGHES (GBR)	New York, NY (USA)	24 Jun	
9.69	Tyson GAY (USA)	Shanghai (CHN)	20 Sep 09		9.84	Ferdinand OMANYALA (KEN)	Nairobi (KEN)	13 May	
9.69	Yohan BLAKE (JAM)	Lausanne (SUI)	23 Aug 12		9.88	Fred KERLEY (USA)	Yokohama (JPN)	21 May	
9.72	Asafa POWELL (JAM)	Lausanne (SUI)	2 Sep 08		9.89	Ackeem BLAKE (JAM)	Los Angeles, CA (USA)	27 May	
9.74	Justin GATLIN (USA)	Doha (QAT)	15 May 15		9.89	Pjai AUSTIN (USA)	Austin, TX (USA)	7 Jun	
9.76	Christian COLEMAN (USA)	Doha (QAT)	28 Sep 19		9.89	Courtney LINDSEY (USA)	Austin, TX (USA)	9 Jun	
9.76	Trayvon BROMELL (USA)	Nairobi (KEN)	18 Sep 21		9.89	Issamade ASINGA (SUR)	São Paulo (BRA)	28 Jul	
9.76	Fred KERLEY (USA)	Eugene, OR (USA)	24 Jun 22		9.90	Godson Oke OGHENEBRUME (NGR)	Austin, TX (USA)	9 Jun	
9.77	Ferdinand OMANYALA (KEN)	Nairobi (KEN)	18 Sep 21		9.90	Cravont CHARLESTON (USA)	Kuortane (FIN)	17 Jun	
9.78	Nesta CARTER (JAM)	Rieti (ITA)	29 Aug 10		9.91	Terrence JONES (BAH)	Gainesville, FL (USA)	15 Apr	
					9.91	Christian COLEMAN (USA)	Los Angeles, CA (USA)	27 May	
					9.91	Shaun MASWANGANYI (RSA)	Austin, TX (USA)	9 Jun	
					9.91	Kishane THOMPSON (JAM)	Kingston (JAM)	6 Jul	
					9.91	Rohan WATSON (JAM)	Kingston (JAM)	7 Jul	

RESULTS



100 Metres Men - Preliminary Round

First 2 of each heat (Q) plus 2 fastest times (q) qualify to 1st Round

RECORDS	RESULT	NAME	COUNTRY	AGE	VENUE	DATE
World Record WR	9.58	Usain BOLT	JAM	23	Berlin (GER)	16 Aug 2009
Championships Record CR	9.58	Usain BOLT	JAM	23	Berlin (GER)	16 Aug 2009
World Leading WL	9.83	Zharnel HUGHES	GBR	28	New York, NY (USA)	24 Jun 2023
Area Record AR		National Record NR		Personal Best PB		Season Best SB

Heat 1

4

19 August 2023 13:35 START TIME

26° C TEMPERATURE 65% HUMIDITY

0.0m/s WIND

PLACE	BIB	NAME	COUNTRY	DATE OF BIRTH	LANE	RESULT	REACTION	Fn
1	2418	Emanuel ARCHIBALD	GUY	9 Sep 94	4	10.27	Q	0.172
2	2423	Bence BOROS	HUN	24 Dec 96	7	10.70	Q	0.156
3	2655	Kin Wa CHAN	MAC	5 Sep 02	5	10.79	q	0.160
4	2001	Terrone WEBSTER	AIA	12 Feb 04	2	11.03		0.155
5	2631	Timur ISAKOV	KGZ	13 Jan 00	8	11.22	PB	0.159
6	2936	Karalo Hepoiteloto MAIBUCA	TUV	10 Jun 99	3	11.55	SB	0.154
7	2632	Tauro TIAON	KIR	10 Oct 03	6	12.00	PB	0.180

Heat 2

4

19 August 2023 13:42 START TIME

26° C TEMPERATURE 65% HUMIDITY

+0.2m/s WIND

PLACE	BIB	NAME	COUNTRY	DATE OF BIRTH	LANE	RESULT	REACTION	Fn
1	2669	Muhd Azeem FAHMI	MAS	29 Apr 04	3	10.24	Q	0.148
2	2095	Brandon JONES	BIZ	19 Jul 87	2	10.94	Q	0.169
3	2359	Seco CAMARA	GBS	20 Apr 95	7	11.04		0.174
4	2714	Aayush KUNWAR	NEP	24 Jan 95	4	11.07		0.150
5	2743	Winzar KAKIOUEA	NRU	30 Apr 01	5	11.23	PB	0.183
6	2687	Kylian VATRICAN	MON	1 Apr 04	8	11.44	SB	0.177
2848		Dylan SICOBO	SEY	27 Feb 97	6	DNS		

Heat 3

4

19 August 2023 13:50 START TIME

26° C TEMPERATURE 65% HUMIDITY

-0.8m/s WIND

PLACE	BIB	NAME	COUNTRY	DATE OF BIRTH	LANE	RESULT	REACTION	Fn
1	2066	Imranur RAHMAN	BAN	5 Jul 93	4	10.50	Q	0.160
2	2688	Onisio PEREIA	MOZ	25 Feb 03	7	10.89	Q	0.163
3	2908	Alisher SADULAYEV	TKM	25 Jan 97	2	10.90		0.151
4	2421	Melique GARCIA	HON	18 Jun 92	9	10.96		0.162
5	2906	Melino TAFUNA	TGA	11 Jan 06	8	11.14	PB	0.221
6	2811	Manuihei TEAHA	PYF	26 Dec 07	6	11.66	PB	0.163
7	2685	Ty'ree LANGIDRIK	MHL	17 Sep 97	3	11.78	PB	0.167
2000		Said GILANI	AFG	5 Feb 96	5	DNF		0.157

NOTE **Y** BIB 2421 (Melique GARCIA) - Disturbing the start

Heat 4

4

19 August 2023 14:00 START TIME

26° C TEMPERATURE 65% HUMIDITY

-0.3m/s WIND

PLACE	BIB	NAME	COUNTRY	DATE OF BIRTH	LANE	RESULT	REACTION	Fn
1	2337	Ebrahima CAMARA	GAM	18 Sep 96	2	10.32	Q	0.159
2	2417	Joseph GREEN	GUM	7 Dec 01	5	10.84	Q PB	0.177
3	2907	Favoris MUZRAPOV	TJK	15 Nov 98	4	10.86	q	0.150
4	2674	Nujoom HASSAN	MDV	23 Feb 96	3	11.30	PB	0.158
5	2029	Nathan CRUMPTON	ASA	9 Oct 85	7	11.32	SB	0.146
6	2335	Scott James FITI	FSM	17 Jul 95	6	11.69		0.153
2181		Olivier MWIMBA	COD	6 Nov 94	8	DNS		

RESULTS
100 Metres Men - Preliminary Round

ALL-TIME OUTDOOR TOP LIST				2023 OUTDOOR TOP LIST			
RESULT	NAME	VENUE	DATE	RESULT	NAME	VENUE	2023
9.58	Usain BOLT (JAM)	Berlin (GER)	16 Aug 09	9.83	Zharnel HUGHES (GBR)	New York, NY (USA)	24 Jun
9.69	Tyson GAY (USA)	Shanghai (CHN)	20 Sep 09	9.84	Ferdinand OMANYALA (KEN)	Nairobi (KEN)	13 May
9.69	Yohan BLAKE (JAM)	Lausanne (SUI)	23 Aug 12	9.88	Fred KERLEY (USA)	Yokohama (JPN)	21 May
9.72	Asafa POWELL (JAM)	Lausanne (SUI)	2 Sep 08	9.89	Ackeem BLAKE (JAM)	Los Angeles, CA (USA)	27 May
9.74	Justin GATLIN (USA)	Doha (QAT)	15 May 15	9.89	Pjai AUSTIN (USA)	Austin, TX (USA)	7 Jun
9.76	Christian COLEMAN (USA)	Doha (QAT)	28 Sep 19	9.89	Courtney LINDSEY (USA)	Austin, TX (USA)	9 Jun
9.76	Trayvon BROMELL (USA)	Nairobi (KEN)	18 Sep 21	9.89	Issamade ASINGA (SUR)	São Paulo (BRA)	28 Jul
9.76	Fred KERLEY (USA)	Eugene, OR (USA)	24 Jun 22	9.90	Godson Oke OGHENEBRUME (NGR)	Austin, TX (USA)	9 Jun
9.77	Ferdinand OMANYALA (KEN)	Nairobi (KEN)	18 Sep 21	9.90	Cravont CHARLESTON (USA)	Kuortane (FIN)	17 Jun
9.78	Nesta CARTER (JAM)	Rieti (ITA)	29 Aug 10	9.91	Terrence JONES (BAH)	Gainesville, FL (USA)	15 Apr
				9.91	Christian COLEMAN (USA)	Los Angeles, CA (USA)	27 May
				9.91	Shaun MASWANGANYI (RSA)	Austin, TX (USA)	9 Jun
				9.91	Kishane THOMPSON (JAM)	Kingston (JAM)	6 Jul
				9.91	Rohan WATSON (JAM)	Kingston (JAM)	7 Jul

RESULTS



200 Metres Men - Final

RECORDS	RESULT	NAME	COUNTRY	AGE	VENUE	DATE
World Record WR	19.19	Usain BOLT	JAM	23	Berlin (GER)	20 Aug 2009
Championships Record CR	19.19	Usain BOLT	JAM	23	Berlin (GER)	20 Aug 2009
World Leading WL	19.47	Noah LYLES	USA	26	London (GBR)	23 Jul 2023
Area Record AR		National Record NR		Personal Best PB		Season Best SB

25 August 2023 21:54 START TIME

27° C TEMPERATURE 60 % HUMIDITY

 -0.2m/s WIND

PLACE	BIB	NAME	COUNTRY	DATE OF BIRTH	LANE	RESULT	REACTION	Fn
1	3007	Noah LYLES	USA	18 Jul 97	6	19.52	0.144	
2	3003	Erriyon KNIGHTON	USA	29 Jan 04	8	19.75	0.138	
3	2102	Letsile TEBOGO	BOT	7 Jun 03	9	19.81	0.141	
4	2350	Zharnel HUGHES	GBR	13 Jul 95	4	20.02	0.142	
5	2969	Kenneth BEDNAREK	USA	14 Oct 98	7	20.07	0.163	
6	2140	Andre DE GRASSE	CAN	10 Nov 94	3	20.14	0.170	
7	2221	Alexander OGANDO	DOM	3 May 00	5	20.23	0.145	
8	2545	Andrew HUDSON	JAM	14 Dec 96	1	20.40	0.147	
9	2644	Joseph FAHNBULLEH	LBR	11 Sep 01	2	20.57	0.163	

INTERMEDIATE TIMES

100 m 10.26 Noah LYLES

ALL-TIME OUTDOOR TOP LIST

RESULT	NAME	VENUE	DATE
19.19	Usain BOLT (JAM)	Berlin (GER)	20 Aug 09
19.26	Yohan BLAKE (JAM)	Bruxelles (BEL)	16 Sep 11
19.31	Noah LYLES (USA)	Eugene, OR (USA)	21 Jul 22
19.32	Michael JOHNSON (USA)	Atlanta, GA (USA)	1 Aug 96
19.49	Erriyon KNIGHTON (USA)	Baton Rouge, LA (USA)	30 Apr 22
19.50	Letsile TEBOGO (BOT)	London (GBR)	23 Jul 23
19.53	Walter DIX (USA)	Bruxelles (BEL)	16 Sep 11
19.57	Justin GATLIN (USA)	Eugene, OR (USA)	28 Jun 15
19.58	Tyson GAY (USA)	New York, NY (USA)	30 May 09
19.62	Andre DE GRASSE (CAN)	Tokyo (JPN)	4 Aug 21

2023 OUTDOOR TOP LIST

RESULT	NAME	VENUE	2023
19.47	Noah LYLES (USA)	London (GBR)	23 Jul
19.50	Letsile TEBOGO (BOT)	London (GBR)	23 Jul
19.72	Erriyon KNIGHTON (USA)	Eugene, OR (USA)	9 Jul
19.73	Zharnel HUGHES (GBR)	London (GBR)	23 Jul
19.76	Udodi Chudi ONWUZURIKE (NGR)	Austin, TX (USA)	7 Jun
19.79	James DADZIE (GHA)	Lubbock, TX (USA)	29 Apr
19.82	Kenneth BEDNAREK (USA)	Eugene, OR (USA)	9 Jul
19.85	Courtney LINDSEY (USA)	Eugene, OR (USA)	9 Jul
19.86	Fred KERLEY (USA)	Eugene, OR (USA)	9 Jul
19.87	Terrence JONES (BAH)	Austin, TX (USA)	9 Jun

RACE ANALYSIS



200 Metres Men - Final

25 August 2023 21:54 START TIME

27° C TEMPERATURE 60 % HUMIDITY

 -0.2m/s WIND

1 100 m

1	3007	Noah LYLES	USA	18 Jul 97	19.52
1	10.26	9.26			
	10.26 (1)				
2	3003	Erriyon KNIGHTON	USA	29 Jan 04	19.75
1	10.28	9.47			
	10.28 (2)				
3	2102	Letsile TEBOGO	BOT	7 Jun 03	19.81
1	10.32	9.49			
	10.32 (4)				
4	2350	Zharnel HUGHES	GBR	13 Jul 95	20.02
1	10.39	9.63			
	10.39 (5)				
5	2969	Kenneth BEDNAREK	USA	14 Oct 98	20.07
1	10.32	9.75			
	10.32 (3)				
6	2140	Andre DE GRASSE	CAN	10 Nov 94	20.14
1	10.59	9.55			
	10.59 (8)				
7	2221	Alexander OGANDO	DOM	3 May 00	20.23
1	10.51	9.72			
	10.51 (7)				
8	2545	Andrew HUDSON	JAM	14 Dec 96	20.40
1	10.46	9.94			
	10.46 (6)				
9	2644	Joseph FAHNBULLEH	LBR	11 Sep 01	20.57
1	10.74	9.83			
	10.74 (9)				

RESULT PROGRESSION



200 Metres Men - Final

RECORDS	RESULT	NAME	COUNTRY	AGE	VENUE	DATE
World Record WR	19.19	Usain BOLT	JAM	23	Berlin (GER)	20 Aug 2009
Championships Record CR	19.19	Usain BOLT	JAM	23	Berlin (GER)	20 Aug 2009
World Leading WL	19.47	Noah LYLES	USA	26	London (GBR)	23 Jul 2023
Area Record AR		National Record NR		Personal Best PB		Season Best SB

25 August 2023

RANK	BIB	NAME	COUNTRY	DATE of BIRTH	PHASE	HEAT	LANE	PLACE	RESULT	WIND
1	3007	Noah LYLES	USA	18 Jul 97	Final	1	6	1	19.52	-0.2
					Semi-Final	1	8	1	19.76 Q	-0.1
					Round 1	2	8	3	20.05 Q	-0.1
2	3003	Erriyon KNIGHTON	USA	29 Jan 04	Final	1	8	2	19.75	-0.2
					Semi-Final	3	6	4	19.98 Q	-0.4
					Round 1	6	9	8	20.17 Q	-0.5
3	2102	Letsile TEBOGO	BOT	7 Jun 03	Final	1	9	3	19.81	-0.2
					Semi-Final	2	6	3	19.97 Q	0.0
					Round 1	3	7	9	20.22 Q	-1.4
4	2350	Zharnel HUGHES	GBR	13 Jul 95	Final	1	4	4	20.02	-0.2
					Semi-Final	3	7	5	20.02 Q	-0.4
					Round 1	1	4	1	19.99 Q	0.0
5	2969	Kenneth BEDNAREK	USA	14 Oct 98	Final	1	7	5	20.07	-0.2
					Semi-Final	2	7	2	19.96 Q	0.0
					Round 1	7	5	2	20.01 Q	-0.1
6	2140	Andre DE GRASSE	CAN	10 Nov 94	Final	1	3	6	20.14	-0.2
					Semi-Final	3	5	7	20.10 q	-0.4
					Round 1	6	7	12	20.28 Q	-0.5
7	2221	Alexander OGANDO	DOM	3 May 00	Final	1	5	7	20.23	-0.2
					Semi-Final	1	6	6	20.02 Q	-0.1
					Round 1	7	7	5	20.14 Q	-0.1
8	2545	Andrew HUDSON	JAM	14 Dec 96	Final	1	1	8	20.40	-0.2
					Semi-Final	1	9	14	20.38 qR	-0.1
					Round 1	2	4	10	20.25 Q	-0.1
9	2644	Joseph FAHNBULLEH	LBR	11 Sep 01	Final	1	2	9	20.57	-0.2
					Semi-Final	3	4	8	20.21 q	-0.4
					Round 1	3	5	19	20.42 Q	-1.4

ALL-TIME OUTDOOR TOP LIST				2023 OUTDOOR TOP LIST			
RESULT	NAME	VENUE	DATE	RESULT	NAME	VENUE	2023
19.19	Usain BOLT (JAM)	Berlin (GER)	20 Aug 09	19.47	Noah LYLES (USA)	London (GBR)	23 Jul
19.26	Yohan BLAKE (JAM)	Bruxelles (BEL)	16 Sep 11	19.50	Letsile TEBOGO (BOT)	London (GBR)	23 Jul
19.31	Noah LYLES (USA)	Eugene, OR (USA)	21 Jul 22	19.72	Erriyon KNIGHTON (USA)	Eugene, OR (USA)	9 Jul
19.32	Michael JOHNSON (USA)	Atlanta, GA (USA)	1 Aug 96	19.73	Zharnel HUGHES (GBR)	London (GBR)	23 Jul
19.49	Erriyon KNIGHTON (USA)	Baton Rouge, LA (USA)	30 Apr 22	19.76	Udodi Chudi ONWUZURIKE (NGR)	Austin, TX (USA)	7 Jun
19.50	Letsile TEBOGO (BOT)	London (GBR)	23 Jul 23	19.79	James DADZIE (GHA)	Lubbock, TX (USA)	29 Apr
19.53	Walter DIX (USA)	Bruxelles (BEL)	16 Sep 11	19.82	Kenneth BEDNAREK (USA)	Eugene, OR (USA)	9 Jul
19.57	Justin GATLIN (USA)	Eugene, OR (USA)	28 Jun 15	19.85	Courtney LINDSEY (USA)	Eugene, OR (USA)	9 Jul
19.58	Tyson GAY (USA)	New York, NY (USA)	30 May 09	19.86	Fred KERLEY (USA)	Eugene, OR (USA)	9 Jul
19.62	Andre DE GRASSE (CAN)	Tokyo (JPN)	4 Aug 21	19.87	Terrence JONES (BAH)	Austin, TX (USA)	9 Jun

SUMMARY



200 Metres Men - Semi-Final

First 2 of each heat (Q) plus 2 fastest times (q) qualify to Final

BIB 2545 ADVANCED TO THE FINAL BY THE REFEREE (CR. 18.2)

RECORDS	RESULT	NAME	COUNTRY	AGE	VENUE	DATE
World Record WR	19.19	Usain BOLT	JAM	23	Berlin (GER)	20 Aug 2009
Championships Record CR	19.19	Usain BOLT	JAM	23	Berlin (GER)	20 Aug 2009
World Leading WL	19.47	Noah LYLES	USA	26	London (GBR)	23 Jul 2023
Area Record AR		National Record NR		Personal Best PB		Season Best SB

24 August 2023

RANK	PLACE	HEAT	LANE	BIB	NAME	COUNTRY	DATE OF BIRTH	RESULT		WIND
1	1	1	8	3007	Noah LYLES	USA	18 Jul 97	19.76	Q	-0.1
2	1	2	7	2969	Kenneth BEDNAREK	USA	14 Oct 98	19.96	Q	0.0
3	2	2	6	2102	Letsile TEBOGO	BOT	7 Jun 03	19.97	Q	0.0
4	1	3	6	3003	Erriyon KNIGHTON	USA	29 Jan 04	19.98	Q	-0.4
5	2	3	7	2350	Zharnel HUGHES	GBR	13 Jul 95	20.02 (.014)	Q	-0.4
6	2	1	6	2221	Alexander OGANDO	DOM	3 May 00	20.02 (.017)	Q	-0.1
7	3	3	5	2140	Andre DE GRASSE	CAN	10 Nov 94	20.10	q	-0.4
8	4	3	4	2644	Joseph FAHNBULLEH	LBR	11 Sep 01	20.21	q	-0.4
9	3	2	5	3006	Courtney LINDSEY	USA	18 Nov 98	20.22		0.0
10	3	1	3	2948	Tarsis Gracious OROGOT	UGA	24 Nov 02	20.26		-0.1
11	4	1	7	2155	Brendon RODNEY	CAN	9 Apr 92	20.27		-0.1
12	4	2	9	2824	Sinesipho DAMBILE	RSA	2 Mar 02	20.28	PB	0.0
13	5	3	8	2598	Towa UZAWA	JPN	25 Nov 02	20.33		-0.4
14	5	1	9	2545	Andrew HUDSON	JAM	14 Dec 96	20.38	qR	-0.1
15	5	2	4	2109	Renan CORREA	BRA	15 Mar 04	20.43		0.0
16	6	1	4	2821	Luxolo ADAMS	RSA	1 Aug 96	20.44		-0.1
17	6	3	9	2539	Rasheed DWYER	JAM	29 Jan 89	20.49		-0.4
18	7	1	2	2568	Shota IIZUKA	JPN	25 Jun 91	20.54		-0.1
19	6	2	3	2701	Taymir BURNET	NED	1 Oct 92	20.65 (.643)		0.0
20	7	3	3	2829	Shaun MASWANGANYI	RSA	1 Feb 01	20.65 (.646)		-0.4
21	8	3	2	2880	William REAIS	SUI	4 May 99	20.67		-0.4
22	8	1	5	2208	Ondřej MACÍK	CZE	12 Jan 01	20.71		-0.1
23	7	2	2	2715	Alaba Olukunle AKINTOLA	NGR	14 Sep 01	20.75		0.0
		2	8	2138	Aaron BROWN	CAN	27 May 92	DQ	TR17.3.1	0.0

NOTE WA Rule TR17.3.1 - Lane infringement

ALL-TIME OUTDOOR TOP LIST				2023 OUTDOOR TOP LIST			
RESULT	NAME	VENUE	DATE	RESULT	NAME	VENUE	2023
19.19	Usain BOLT (JAM)	Berlin (GER)	20 Aug 09	19.47	Noah LYLES (USA)	London (GBR)	23 Jul
19.26	Yohan BLAKE (JAM)	Bruxelles (BEL)	16 Sep 11	19.50	Letsile TEBOGO (BOT)	London (GBR)	23 Jul
19.31	Noah LYLES (USA)	Eugene, OR (USA)	21 Jul 22	19.72	Erriyon KNIGHTON (USA)	Eugene, OR (USA)	9 Jul
19.32	Michael JOHNSON (USA)	Atlanta, GA (USA)	1 Aug 96	19.73	Zharnel HUGHES (GBR)	London (GBR)	23 Jul
19.49	Erriyon KNIGHTON (USA)	Baton Rouge, LA (USA)	30 Apr 22	19.76	Udodi Chudi ONWUZURIKE (NGR)	Austin, TX (USA)	7 Jun
19.50	Letsile TEBOGO (BOT)	London (GBR)	23 Jul 23	19.79	James DADZIE (GHA)	Lubbock, TX (USA)	29 Apr
19.53	Walter DIX (USA)	Bruxelles (BEL)	16 Sep 11	19.82	Kenneth BEDNAREK (USA)	Eugene, OR (USA)	9 Jul
19.57	Justin GATLIN (USA)	Eugene, OR (USA)	28 Jun 15	19.85	Courtney LINDSEY (USA)	Eugene, OR (USA)	9 Jul
19.58	Tyson GAY (USA)	New York, NY (USA)	30 May 09	19.86	Fred KERLEY (USA)	Eugene, OR (USA)	9 Jul
19.62	Andre DE GRASSE (CAN)	Tokyo (JPN)	4 Aug 21	19.87	Terrence JONES (BAH)	Austin, TX (USA)	9 Jun

SUMMARY



200 Metres Men - Semi-Final

First 2 of each heat (Q) plus 2 fastest times (q) qualify to Final

RECORDS	RESULT	NAME	COUNTRY	AGE	VENUE	DATE
World Record WR	19.19	Usain BOLT	JAM	23	Berlin (GER)	20 Aug 2009
Championships Record CR	19.19	Usain BOLT	JAM	23	Berlin (GER)	20 Aug 2009
World Leading WL	19.47	Noah LYLES	USA	26	London (GBR)	23 Jul 2023
Area Record AR		National Record NR		Personal Best PB		Season Best SB

24 August 2023

RANK	PLACE	HEAT	LANE	BIB	NAME	COUNTRY	DATE OF BIRTH	RESULT	WIND
1	1	1	8	3007	Noah LYLES	USA	18 Jul 97	19.76	Q -0.1
2	1	2	7	2969	Kenneth BEDNAREK	USA	14 Oct 98	19.96	Q 0.0
3	2	2	6	2102	Letsile TEBOGO	BOT	7 Jun 03	19.97	Q 0.0
4	1	3	6	3003	Erriyon KNIGHTON	USA	29 Jan 04	19.98	Q -0.4
5	2	3	7	2350	Zharnel HUGHES	GBR	13 Jul 95	20.02 (.014)	Q -0.4
6	2	1	6	2221	Alexander OGANDO	DOM	3 May 00	20.02 (.017)	Q -0.1
7	3	3	5	2140	Andre DE GRASSE	CAN	10 Nov 94	20.10	q -0.4
8	4	3	4	2644	Joseph FAHNBULLEH	LBR	11 Sep 01	20.21	q -0.4
9	3	2	5	3006	Courtney LINDSEY	USA	18 Nov 98	20.22	0.0
10	3	1	3	2948	Tarsis Gracious OROGOT	UGA	24 Nov 02	20.26	-0.1
11	4	1	7	2155	Brendon RODNEY	CAN	9 Apr 92	20.27	-0.1
12	4	2	9	2824	Sinesipho DAMBILE	RSA	2 Mar 02	20.28	PB 0.0
13	5	3	8	2598	Towa UZAWA	JPN	25 Nov 02	20.33	-0.4
14	5	1	9	2545	Andrew HUDSON	JAM	14 Dec 96	20.38	-0.1
15	5	2	4	2109	Renan CORREA	BRA	15 Mar 04	20.43	0.0
16	6	1	4	2821	Luxolo ADAMS	RSA	1 Aug 96	20.44	-0.1
17	6	3	9	2539	Rasheed DWYER	JAM	29 Jan 89	20.49	-0.4
18	7	1	2	2568	Shota IIZUKA	JPN	25 Jun 91	20.54	-0.1
19	6	2	3	2701	Taymir BURNET	NED	1 Oct 92	20.65 (.643)	0.0
20	7	3	3	2829	Shaun MASWANGANYI	RSA	1 Feb 01	20.65 (.646)	-0.4
21	8	3	2	2880	William REAIS	SUI	4 May 99	20.67	-0.4
22	8	1	5	2208	Ondřej MACÍK	CZE	12 Jan 01	20.71	-0.1
23	7	2	2	2715	Alaba Olukunle AKINTOLA	NGR	14 Sep 01	20.75	0.0
		2	8	2138	Aaron BROWN	CAN	27 May 92	DQ	TR17.3.1 0.0

NOTE WA Rule TR17.3.1 - Lane infringement

ALL-TIME OUTDOOR TOP LIST				2023 OUTDOOR TOP LIST			
RESULT	NAME	VENUE	DATE	RESULT	NAME	VENUE	2023
19.19	Usain BOLT (JAM)	Berlin (GER)	20 Aug 09	19.47	Noah LYLES (USA)	London (GBR)	23 Jul
19.26	Yohan BLAKE (JAM)	Bruxelles (BEL)	16 Sep 11	19.50	Letsile TEBOGO (BOT)	London (GBR)	23 Jul
19.31	Noah LYLES (USA)	Eugene, OR (USA)	21 Jul 22	19.72	Erriyon KNIGHTON (USA)	Eugene, OR (USA)	9 Jul
19.32	Michael JOHNSON (USA)	Atlanta, GA (USA)	1 Aug 96	19.73	Zharnel HUGHES (GBR)	London (GBR)	23 Jul
19.49	Erriyon KNIGHTON (USA)	Baton Rouge, LA (USA)	30 Apr 22	19.76	Udodi Chudi ONWUZURIKE (NGR)	Austin, TX (USA)	7 Jun
19.50	Letsile TEBOGO (BOT)	London (GBR)	23 Jul 23	19.79	James DADZIE (GHA)	Lubbock, TX (USA)	29 Apr
19.53	Walter DIX (USA)	Bruxelles (BEL)	16 Sep 11	19.82	Kenneth BEDNAREK (USA)	Eugene, OR (USA)	9 Jul
19.57	Justin GATLIN (USA)	Eugene, OR (USA)	28 Jun 15	19.85	Courtney LINDSEY (USA)	Eugene, OR (USA)	9 Jul
19.58	Tyson GAY (USA)	New York, NY (USA)	30 May 09	19.86	Fred KERLEY (USA)	Eugene, OR (USA)	9 Jul
19.62	Andre DE GRASSE (CAN)	Tokyo (JPN)	4 Aug 21	19.87	Terrence JONES (BAH)	Austin, TX (USA)	9 Jun

RACE ANALYSIS



200 Metres Men - Semi-Final

First 2 of each heat (Q) plus 2 fastest times (q) qualify to Final

Heat 1 **3**

24 August 2023 20:44 START TIME

28° C TEMPERATURE 47 % HUMIDITY

 -0.1m/s WIND

1 100 m

1	3007	Noah LYLES	USA	18 Jul 97	19.76
1	10.33	9.43			
	10.33 (1)				
2	2221	Alexander OGANDO	DOM	3 May 00	20.02
1	10.49	9.53			
	10.49 (4)				
3	2948	Tarsis Gracious OROGOT	UGA	24 Nov 02	20.26
1	10.58	9.68			
	10.58 (5)				
4	2155	Brendon RODNEY	CAN	9 Apr 92	20.27
1	10.36	9.91			
	10.36 (2)				
5	2545	Andrew HUDSON	JAM	14 Dec 96	20.38
1	10.48	9.90			
	10.48 (3)				
6	2821	Luxolo ADAMS	RSA	1 Aug 96	20.44
7	2568	Shota IIZUKA	JPN	25 Jun 91	20.54
1	10.65	9.89			
	10.65 (6)				
8	2208	Ondřej MACÍK	CZE	12 Jan 01	20.71
1	10.66	10.05			
	10.66 (7)				

RACE ANALYSIS



200 Metres Men - Semi-Final

First 2 of each heat (Q) plus 2 fastest times (q) qualify to Final

Heat 2 **3**

24 August 2023 20:29 START TIME

28° C TEMPERATURE 50 % HUMIDITY

 0.0m/s WIND

1 100 m

1	2969	Kenneth BEDNAREK	USA	14 Oct 98	19.96
1	10.34	9.62			
	10.34 (1)				
2	2102	Letsile TEBOGO	BOT	7 Jun 03	19.97
1	10.43	9.54			
	10.43 (2)				
3	3006	Courtney LINDSEY	USA	18 Nov 98	20.22
1	10.49	9.73			
	10.49 (4)				
4	2824	Sinesipho DAMBILE	RSA	2 Mar 02	20.28 ^{PB}
1	10.52	9.76			
	10.52 (5)				
5	2109	Renan CORREA	BRA	15 Mar 04	20.43
1	10.56	9.87			
	10.56 (8)				
6	2701	Taymir BURNET	NED	1 Oct 92	20.65
1	10.52	10.13			
	10.52 (6)				
7	2715	Alaba Olukunte AKINTOLA	NGR	14 Sep 01	20.75
1	10.53	10.22			
	10.53 (7)				
	2138	Aaron BROWN	CAN	27 May 92	DQ TR17.3.1
1	10.48				
	10.48 (3)				

NOTE WA Rule TR17.3.1 - Lane infringement

RACE ANALYSIS



200 Metres Men - Semi-Final

First 2 of each heat (Q) plus 2 fastest times (q) qualify to Final

Heat 3 **3**

24 August 2023 20:36 START TIME

28° C TEMPERATURE 50 % HUMIDITY

 -0.4m/s WIND

1 100 m

1	3003	Erriyon KNIGHTON	USA	29 Jan 04	19.98
1	10.35	9.63			
	10.35 (1)				
2	2350	Zharnel HUGHES	GBR	13 Jul 95	20.02
1	10.48	9.54			
	10.48 (2)				
3	2140	Andre DE GRASSE	CAN	10 Nov 94	20.10
1	10.55	9.55			
	10.55 (3)				
4	2644	Joseph FAHNBULLEH	LBR	11 Sep 01	20.21
1	10.60	9.61			
	10.60 (4)				
5	2598	Towa UZAWA	JPN	25 Nov 02	20.33
6	2539	Rasheed DWYER	JAM	29 Jan 89	20.49
1	10.65	9.84			
	10.65 (6)				
7	2829	Shaun MASWANGANYI	RSA	1 Feb 01	20.65
1	10.62	10.03			
	10.62 (5)				
8	2880	William REAIS	SUI	4 May 99	20.67
1	10.76	9.91			
	10.76 (7)				

RESULTS



200 Metres Men - Semi-Final

First 2 of each heat (Q) plus 2 fastest times (q) qualify to Final

BIB 2545 ADVANCED TO THE FINAL BY THE REFEREE (CR. 18.2)

RECORDS	RESULT	NAME	COUNTRY	AGE	VENUE	DATE
World Record WR	19.19	Usain BOLT	JAM	23	Berlin (GER)	20 Aug 2009
Championships Record CR	19.19	Usain BOLT	JAM	23	Berlin (GER)	20 Aug 2009
World Leading WL	19.47	Noah LYLES	USA	26	London (GBR)	23 Jul 2023
Area Record AR		National Record NR		Personal Best PB		Season Best SB

Heat 1 3 24 August 2023 20:44 START TIME 28° C TEMPERATURE 47 % HUMIDITY -0.1 m/s WIND

PLACE	BIB	NAME	COUNTRY	DATE OF BIRTH	LANE	RESULT	REACTION	Fn
1	3007	Noah LYLES	USA	18 Jul 97	8	19.76 Q	0.152	
2	2221	Alexander OGANDO	DOM	3 May 00	6	20.02 ^[.017] Q	0.142	
3	2948	Tarsis Gracious OROGOT	UGA	24 Nov 02	3	20.26	0.151	
4	2155	Brendon RODNEY	CAN	9 Apr 92	7	20.27	0.148	
5	2545	Andrew HUDSON	JAM	14 Dec 96	9	20.38 qR	0.138	
6	2821	Luxolo ADAMS	RSA	1 Aug 96	4	20.44	0.151	
7	2568	Shota IIZUKA	JPN	25 Jun 91	2	20.54	0.148	
8	2208	Ondřej MACÍK	CZE	12 Jan 01	5	20.71	0.137	

INTERMEDIATE TIMES
 100 m 10.33 Noah LYLES

Heat 2 3 24 August 2023 20:29 START TIME 28° C TEMPERATURE 50 % HUMIDITY 0.0 m/s WIND

PLACE	BIB	NAME	COUNTRY	DATE OF BIRTH	LANE	RESULT	REACTION	Fn
1	2969	Kenneth BEDNAREK	USA	14 Oct 98	7	19.96 Q	0.174	
2	2102	Letsile TEBOGO	BOT	7 Jun 03	6	19.97 Q	0.174	
3	3006	Courtney LINDSEY	USA	18 Nov 98	5	20.22	0.180	
4	2824	Sinesipho DAMBILE	RSA	2 Mar 02	9	20.28 PB	0.162	
5	2109	Renan CORREA	BRA	15 Mar 04	4	20.43	0.174	
6	2701	Taymir BURNET	NED	1 Oct 92	3	20.65 ^[.643]	0.140	
7	2715	Alaba Olukunle AKINTOLA	NGR	14 Sep 01	2	20.75	0.127	
2138	Aaron BROWN	CAN	27 May 92	8	DQ TR17.3.1	0.145		

NOTE WA Rule TR17.3.1 - Lane infringement

INTERMEDIATE TIMES
 100 m 10.34 Kenneth BEDNAREK

Heat 3 3 24 August 2023 20:36 START TIME 28° C TEMPERATURE 50 % HUMIDITY -0.4 m/s WIND

PLACE	BIB	NAME	COUNTRY	DATE OF BIRTH	LANE	RESULT	REACTION	Fn
1	3003	Erriyon KNIGHTON	USA	29 Jan 04	6	19.98 Q	0.151	
2	2350	Zharnel HUGHES	GBR	13 Jul 95	7	20.02 ^[.014] Q	0.151	
3	2140	Andre DE GRASSE	CAN	10 Nov 94	5	20.10 q	0.152	
4	2644	Joseph FAHNBULLEH	LBR	11 Sep 01	4	20.21 q	0.180	
5	2598	Towa UZAWA	JPN	25 Nov 02	8	20.33	0.150	
6	2539	Rasheed DWYER	JAM	29 Jan 89	9	20.49	0.154	
7	2829	Shaun MASWANGANYI	RSA	1 Feb 01	3	20.65 ^[.646]	0.147	
8	2880	William REAIS	SUI	4 May 99	2	20.67	0.161	

INTERMEDIATE TIMES
 100 m 10.35 Erriyon KNIGHTON

RESULTS
200 Metres Men - Semi-Final

BIB 2545 ADVANCED TO THE FINAL BY THE REFEREE (CR. 18.2)

ALL-TIME OUTDOOR TOP LIST				2023 OUTDOOR TOP LIST			
RESULT	NAME	VENUE	DATE	RESULT	NAME	VENUE	2023
19.19	Usain BOLT (JAM)	Berlin (GER)	20 Aug 09	19.47	Noah LYLES (USA)	London (GBR)	23 Jul
19.26	Yohan BLAKE (JAM)	Bruxelles (BEL)	16 Sep 11	19.50	Letsile TEBOGO (BOT)	London (GBR)	23 Jul
19.31	Noah LYLES (USA)	Eugene, OR (USA)	21 Jul 22	19.72	Erriyon KNIGHTON (USA)	Eugene, OR (USA)	9 Jul
19.32	Michael JOHNSON (USA)	Atlanta, GA (USA)	1 Aug 96	19.73	Zharnel HUGHES (GBR)	London (GBR)	23 Jul
19.49	Erriyon KNIGHTON (USA)	Baton Rouge, LA (USA)	30 Apr 22	19.76	Udodi Chudi ONWUZURIKE (NGR)	Austin, TX (USA)	7 Jun
19.50	Letsile TEBOGO (BOT)	London (GBR)	23 Jul 23	19.79	James DADZIE (GHA)	Lubbock, TX (USA)	29 Apr
19.53	Walter DIX (USA)	Bruxelles (BEL)	16 Sep 11	19.82	Kenneth BEDNAREK (USA)	Eugene, OR (USA)	9 Jul
19.57	Justin GATLIN (USA)	Eugene, OR (USA)	28 Jun 15	19.85	Courtney LINDSEY (USA)	Eugene, OR (USA)	9 Jul
19.58	Tyson GAY (USA)	New York, NY (USA)	30 May 09	19.86	Fred KERLEY (USA)	Eugene, OR (USA)	9 Jul
19.62	Andre DE GRASSE (CAN)	Tokyo (JPN)	4 Aug 21	19.87	Terrence JONES (BAH)	Austin, TX (USA)	9 Jun

RESULTS



200 Metres Men - Semi-Final

First 2 of each heat (Q) plus 2 fastest times (q) qualify to Final

RECORDS	RESULT	NAME	COUNTRY	AGE	VENUE	DATE
World Record WR	19.19	Usain BOLT	JAM	23	Berlin (GER)	20 Aug 2009
Championships Record CR	19.19	Usain BOLT	JAM	23	Berlin (GER)	20 Aug 2009
World Leading WL	19.47	Noah LYLES	USA	26	London (GBR)	23 Jul 2023
Area Record AR		National Record NR		Personal Best PB		Season Best SB

Heat 1		3	24 August 2023	20:44	START TIME	28° C	47 %		-0.1 m/s
				TEMPERATURE		HUMIDITY			WIND
PLACE	BIB	NAME	COUNTRY	DATE of BIRTH	LANE	RESULT	REACTION	Fn	
1	3007	Noah LYLES	USA	18 Jul 97	8	19.76	Q	0.152	
2	2221	Alexander OGANDO	DOM	3 May 00	6	20.02	Q	0.142	[.017]
3	2948	Tarsis Gracious OROGOT	UGA	24 Nov 02	3	20.26		0.151	
4	2155	Brendon RODNEY	CAN	9 Apr 92	7	20.27		0.148	
5	2545	Andrew HUDSON	JAM	14 Dec 96	9	20.38		0.138	
6	2821	Luxolo ADAMS	RSA	1 Aug 96	4	20.44		0.151	
7	2568	Shota IIZUKA	JPN	25 Jun 91	2	20.54		0.148	
8	2208	Ondřej MACÍK	CZE	12 Jan 01	5	20.71		0.137	

INTERMEDIATE TIMES	
100 m	10.33 Noah LYLES

Heat 2		3	24 August 2023	20:29	START TIME	28° C	50 %		0.0 m/s
				TEMPERATURE		HUMIDITY			WIND
PLACE	BIB	NAME	COUNTRY	DATE of BIRTH	LANE	RESULT	REACTION	Fn	
1	2969	Kenneth BEDNAREK	USA	14 Oct 98	7	19.96	Q	0.174	
2	2102	Letsile TEBOGO	BOT	7 Jun 03	6	19.97	Q	0.174	
3	3006	Courtney LINDSEY	USA	18 Nov 98	5	20.22		0.180	
4	2824	Sinesipho DAMBILE	RSA	2 Mar 02	9	20.28	PB	0.162	
5	2109	Renan CORREA	BRA	15 Mar 04	4	20.43		0.174	
6	2701	Taymir BURNET	NED	1 Oct 92	3	20.65		0.140	[.643]
7	2715	Alaba Olukunle AKINTOLA	NGR	14 Sep 01	2	20.75		0.127	
2138	Aaron BROWN	CAN	27 May 92	8	DQ	TR17.3.1		0.145	

NOTE
WA Rule TR17.3.1 - Lane infringement

INTERMEDIATE TIMES	
100 m	10.34 Kenneth BEDNAREK

Heat 3		3	24 August 2023	20:36	START TIME	28° C	50 %		-0.4 m/s
				TEMPERATURE		HUMIDITY			WIND
PLACE	BIB	NAME	COUNTRY	DATE of BIRTH	LANE	RESULT	REACTION	Fn	
1	3003	Erriyon KNIGHTON	USA	29 Jan 04	6	19.98	Q	0.151	
2	2350	Zharnel HUGHES	GBR	13 Jul 95	7	20.02	Q	0.151	[.014]
3	2140	Andre DE GRASSE	CAN	10 Nov 94	5	20.10	q	0.152	
4	2644	Joseph FAHNBULLEH	LBR	11 Sep 01	4	20.21	q	0.180	
5	2598	Towa UZAWA	JPN	25 Nov 02	8	20.33		0.150	
6	2539	Rasheed DWYER	JAM	29 Jan 89	9	20.49		0.154	
7	2829	Shaun MASWANGANYI	RSA	1 Feb 01	3	20.65		0.147	[.646]
8	2880	William REAIS	SUI	4 May 99	2	20.67		0.161	

INTERMEDIATE TIMES	
100 m	10.35 Erriyon KNIGHTON

RESULTS
200 Metres Men - Semi-Final

ALL-TIME OUTDOOR TOP LIST				2023 OUTDOOR TOP LIST			
RESULT	NAME	VENUE	DATE	RESULT	NAME	VENUE	2023
19.19	Usain BOLT (JAM)	Berlin (GER)	20 Aug 09	19.47	Noah LYLES (USA)	London (GBR)	23 Jul
19.26	Yohan BLAKE (JAM)	Bruxelles (BEL)	16 Sep 11	19.50	Letsile TEBOGO (BOT)	London (GBR)	23 Jul
19.31	Noah LYLES (USA)	Eugene, OR (USA)	21 Jul 22	19.72	Erriyon KNIGHTON (USA)	Eugene, OR (USA)	9 Jul
19.32	Michael JOHNSON (USA)	Atlanta, GA (USA)	1 Aug 96	19.73	Zharnel HUGHES (GBR)	London (GBR)	23 Jul
19.49	Erriyon KNIGHTON (USA)	Baton Rouge, LA (USA)	30 Apr 22	19.76	Udodi Chudi ONWUZURIKE (NGR)	Austin, TX (USA)	7 Jun
19.50	Letsile TEBOGO (BOT)	London (GBR)	23 Jul 23	19.79	James DADZIE (GHA)	Lubbock, TX (USA)	29 Apr
19.53	Walter DIX (USA)	Bruxelles (BEL)	16 Sep 11	19.82	Kenneth BEDNAREK (USA)	Eugene, OR (USA)	9 Jul
19.57	Justin GATLIN (USA)	Eugene, OR (USA)	28 Jun 15	19.85	Courtney LINDSEY (USA)	Eugene, OR (USA)	9 Jul
19.58	Tyson GAY (USA)	New York, NY (USA)	30 May 09	19.86	Fred KERLEY (USA)	Eugene, OR (USA)	9 Jul
19.62	Andre DE GRASSE (CAN)	Tokyo (JPN)	4 Aug 21	19.87	Terrence JONES (BAH)	Austin, TX (USA)	9 Jun

SUMMARY



200 Metres Men - Round 1

First 3 of each heat (Q) plus 3 fastest times (q) qualify to Semi-Final

RECORDS	RESULT	NAME	COUNTRY	AGE	VENUE	DATE
World Record WR	19.19	Usain BOLT	JAM	23	Berlin (GER)	20 Aug 2009
Championships Record CR	19.19	Usain BOLT	JAM	23	Berlin (GER)	20 Aug 2009
World Leading WL	19.47	Noah LYLES	USA	26	London (GBR)	23 Jul 2023
Area Record AR		National Record NR		Personal Best PB		Season Best SB

23 August 2023

RANK	PLACE	HEAT	LANE	BIB	NAME	COUNTRY	DATE of BIRTH	RESULT	WIND
1	1	1	4	2350	Zharnel HUGHES	GBR	13 Jul 95	19.99	Q 0.0
2	1	7	5	2969	Kenneth BEDNAREK	USA	14 Oct 98	20.01	Q -0.1
3	1	2	8	3007	Noah LYLES	USA	18 Jul 97	20.05	Q -0.1
4	2	1	2	2138	Aaron BROWN	CAN	27 May 92	20.08	Q 0.0
5	2	7	7	2221	Alexander OGANDO	DOM	3 May 00	20.14 (.132)	Q -0.1
6	1	4	8	2155	Brendon RODNEY	CAN	9 Apr 92	20.14 (.133)	Q SB -0.2
7	3	1	5	2821	Luxolo ADAMS	RSA	1 Aug 96	20.15	Q SB 0.0
8	1	6	9	3003	Erriyon KNIGHTON	USA	29 Jan 04	20.17	Q -0.5
9	1	3	7	2102	Letsile TEBOGO	BOT	7 Jun 03	20.22	Q -1.4
10	2	2	4	2545	Andrew HUDSON	JAM	14 Dec 96	20.25	Q -0.1
11	4	1	8	2568	Shota IIZUKA	JPN	25 Jun 91	20.27	q SB 0.0
12	2	6	7	2140	Andre DE GRASSE	CAN	10 Nov 94	20.28	Q -0.5
13	5	1	7	2701	Taymir BURNET	NED	1 Oct 92	20.31	q PB 0.0
14	3	6	8	2824	Sinesipho DAMBILE	RSA	2 Mar 02	20.34 (.333)	Q -0.5
15	1	5	8	2598	Towa UZAWA	JPN	25 Nov 02	20.34 (.336)	Q -0.2
16	2	5	7	3006	Courtney LINDSEY	USA	18 Nov 98	20.39	Q -0.2
17	3	2	9	2208	Ondřej MACÍK	CZE	12 Jan 01	20.40 (.393)	Q -0.1
18	3	5	3	2539	Rasheed DWYER	JAM	29 Jan 89	20.40 (.394)	Q -0.2
19	2	3	5	2644	Joseph FAHNBULLEH	LBR	11 Sep 01	20.42	Q -1.4
20	4	5	5	2948	Tarsis Gracious OROGOT	UGA	24 Nov 02	20.44 (.431)	q -0.2
21	2	4	6	2109	Renan CORREA	BRA	15 Mar 04	20.44 (.440)	Q -0.2
22	4	6	3	2521	Filippo TORTU	ITA	15 Jun 98	20.46	-0.5
23	6	1	3	2496	Eseosa Fostine DESALU	ITA	19 Feb 94	20.49	SB 0.0
24	3	3	9	2880	William REAIS	SUI	4 May 99	20.50	Q -1.4
25	4	3	3	2373	Joshua HARTMANN	GER	9 Jun 99	20.51	-1.4
26	3	7	6	2715	Alaba Olukunte AKINTOLA	NGR	14 Sep 01	20.54	Q -0.1
27	5	6	6	2398	Joseph Paul AMOAH	GHA	12 Jan 97	20.56 (.551)	-0.5
28	3	4	2	2829	Shaun MASWANGANYI	RSA	1 Feb 01	20.56 (.557)	Q -0.2
29	4	7	3	2755	Alonso EDWARD	PAN	8 Dec 89	20.63	-0.1
30	4	2	3	3051	Tapiwanashe MAKARAWU	ZIM	14 Aug 00	20.64	-0.1
31	4	4	5	2597	Koki UEYAMA	JPN	15 May 99	20.66	-0.2
32	5	2	5	2886	Ján VOLKO	SVK	2 Nov 96	20.69	-0.1
33	5	3	2	2482	Blessing Akwasi AFRIFAH	ISR	26 Oct 03	20.73	-1.4
34	6	2	2	2126	Jorge VIDES	BRA	24 Nov 92	20.80	-0.1
35	5	5	4	2912	Chun-Han YANG	TPE	1 Jan 97	20.82	-0.2
36	5	7	4	2124	Lucas RODRIGUES DA SILVA	BRA	5 Jul 01	20.86	-0.1
37	6	6	5	2904	Sibusiso MATSENJWA	SWZ	2 May 88	20.88	-0.5
38	6	5	9	2931	Y Ramil GULIYEV	TUR	29 May 90	20.89	-0.2
39	7	1	6	2652	Gediminas TRUSKAUSKAS	LTU	2 Jan 98	20.90 (.893)	0.0
40	5	4	3	2850	Nadale BUNTIN	SKN	3 Apr 00	20.90 (.894)	-0.2

SUMMARY
200 Metres Men - Round 1

23 August 2023

RANK	PLACE	HEAT	LANE	BIB	NAME	COUNTRY	DATE of BIRTH	RESULT		WIND
40	5	4	4	2448	Zoltán WAHL	HUN	27 Apr 00	20.90 (.894)	PB	-0.2
42	6	3	6	2052	Aidan MURPHY	AUS	14 Oct 03	20.90 (.895)		-1.4
43	6	7	9	2479	Taha Hussein YASEEN	IRQ	1 Jan 98	21.01		-0.1
44	7	6	2	2336	Guy MAGANGA GORRA	GAB	18 Mar 93	21.04		-0.5
45	7	3	4	2013	Marcos SANTOS	ANG	15 Jan 04	21.05	NR	-1.4
46	7	2	1	2634	Seunghwan KO	KOR	14 Nov 97	21.09		-0.1
47	7	7	8	2775	Albert KOMAŃSKI	POL	7 Feb 00	21.16		-0.1
48	8	2	6	2764	Leroy KAMAU	PNG	2 Feb 99	21.18	SB	-0.1
49	7	5	6	2360	Mindia ENDELADZE	GEO	24 May 98	21.20		-0.2
50	8	3	8	2187	Hachim MAAROUFOU	COM	13 Feb 97	21.29		-1.4
51	7	4	7	2753	Mohamed Obaid ALSADI	OMA	24 Feb 94	21.39		-0.2
52	8	1	9	2002	Franko BURRAJ	ALB	19 Aug 98	21.52		0.0
53	8	6	4	2694	Yeykell Eliu ROMERO	NCA	16 Nov 02	21.71		-0.5
54	9	2	7	2403	Jessy FRANCO	GIB	7 Dec 98	22.04	SB	-0.1
			4	2401	James DADZIE	GHA	17 May 01	DNF		-0.2
			7	2333	Ryan ZEZE	FRA	29 Jan 98	DQ	TR*	-0.1
			5	2180	Emmanuel ESEME	CMR	17 Aug 93	DNS		-0.2

NOTE WA Rule TR* - TR16.8 False start - Ran under protest (TR 8.4.1)
 Y BIB 2931 (Ramil GULIYEV) - Disturbing the start

ALL-TIME OUTDOOR TOP LIST

2023 OUTDOOR TOP LIST

RESULT	NAME	VENUE	DATE	RESULT	NAME	VENUE	2023
19.19	Usain BOLT (JAM)	Berlin (GER)	20 Aug 09	19.47	Noah LYLES (USA)	London (GBR)	23 Jul
19.26	Yohan BLAKE (JAM)	Bruxelles (BEL)	16 Sep 11	19.50	Letsile TEBOGO (BOT)	London (GBR)	23 Jul
19.31	Noah LYLES (USA)	Eugene, OR (USA)	21 Jul 22	19.72	Erriyon KNIGHTON (USA)	Eugene, OR (USA)	9 Jul
19.32	Michael JOHNSON (USA)	Atlanta, GA (USA)	1 Aug 96	19.73	Zharnel HUGHES (GBR)	London (GBR)	23 Jul
19.49	Erriyon KNIGHTON (USA)	Baton Rouge, LA (USA)	30 Apr 22	19.76	Udodi Chudi ONWUZURIKE (NGR)	Austin, TX (USA)	7 Jun
19.50	Letsile TEBOGO (BOT)	London (GBR)	23 Jul 23	19.79	James DADZIE (GHA)	Lubbock, TX (USA)	29 Apr
19.53	Walter DIX (USA)	Bruxelles (BEL)	16 Sep 11	19.82	Kenneth BEDNAREK (USA)	Eugene, OR (USA)	9 Jul
19.57	Justin GATLIN (USA)	Eugene, OR (USA)	28 Jun 15	19.85	Courtney LINDSEY (USA)	Eugene, OR (USA)	9 Jul
19.58	Tyson GAY (USA)	New York, NY (USA)	30 May 09	19.86	Fred KERLEY (USA)	Eugene, OR (USA)	9 Jul
19.62	Andre DE GRASSE (CAN)	Tokyo (JPN)	4 Aug 21	19.87	Terrence JONES (BAH)	Austin, TX (USA)	9 Jun

RACE ANALYSIS



200 Metres Men - Round 1

First 3 of each heat (Q) plus 3 fastest times (q) qualify to Semi-Final

Heat 1 **7**

23 August 2023 12:15 START TIME

33° C TEMPERATURE 48 % HUMIDITY

 0.0m/s WIND

1 100 m

1	2350	Zharnel HUGHES	GBR	13 Jul 95	19.99
1	10.46	9.53			
	10.46 (1)				
2	2138	Aaron BROWN	CAN	27 May 92	20.08
1	10.78	9.30			
	10.78 (6)				
3	2821	Luxolo ADAMS	RSA	1 Aug 96	20.15 SB
1	10.57	9.58			
	10.57 (2)				
4	2568	Shota IIZUKA	JPN	25 Jun 91	20.27 SB
1	10.61	9.66			
	10.61 (5)				
5	2701	Taymir BURNET	NED	1 Oct 92	20.31 PB
1	10.58	9.73			
	10.58 (3)				
6	2496	Eseosa Fostine DESALU	ITA	19 Feb 94	20.49 SB
1	10.59	9.90			
	10.59 (4)				
7	2652	Gediminas TRUSKAUSKAS	LTU	2 Jan 98	20.90
1	10.86	10.04			
	10.86 (7)				
8	2002	Franko BURRAJ	ALB	19 Aug 98	21.52
1	11.19	10.33			
	11.19 (8)				

RACE ANALYSIS



200 Metres Men - Round 1

First 3 of each heat (Q) plus 3 fastest times (q) qualify to Semi-Final

Heat 2		7		23 August 2023		12:22 START TIME		33° C TEMPERATURE		48 % HUMIDITY		-0.1m/s WIND	
1 100 m													
1		3007		Noah LYLES		USA		18 Jul 97		20.05			
1		10.47		9.58									
		10.47 (1)											
2		2545		Andrew HUDSON		JAM		14 Dec 96		20.25			
1		10.55		9.70									
		10.55 (2)											
3		2208		Ondřej MACÍK		CZE		12 Jan 01		20.40			
1		10.64		9.76									
		10.64 (3)											
4		3051		Tapiwanashe MAKARAWU		ZIM		14 Aug 00		20.64			
1		10.77		9.87									
		10.77 (5)											
5		2886		Ján VOLKO		SVK		2 Nov 96		20.69			
1		10.69		10.00									
		10.69 (4)											
6		2126		Jorge VIDES		BRA		24 Nov 92		20.80			
1		10.88		9.92									
		10.88 (7)											
7		2634		Seunghwan KO		KOR		14 Nov 97		21.09			
1		10.79		10.30									
		10.79 (6)											
8		2764		Leroy KAMAU		PNG		2 Feb 99		21.18		SB	
1		10.91		10.27									
		10.91 (8)											
9		2403		Jessy FRANCO		GIB		7 Dec 98		22.04		SB	
1		11.23		10.81									
		11.23 (9)											

RACE ANALYSIS



200 Metres Men - Round 1

First 3 of each heat (Q) plus 3 fastest times (q) qualify to Semi-Final

Heat 3 7

23 August 2023 12:29 START TIME

33° C TEMPERATURE 48 % HUMIDITY

-1.4m/s WIND

1 100 m

1	2102	Letsile TEBOGO	BOT	7 Jun 03	20.22
1	10.60	9.62			
	10.60 (2)				
2	2644	Joseph FAHNBULLEH	LBR	11 Sep 01	20.42
1	10.82	9.60			
	10.82 (7)				
3	2880	William REAIS	SUI	4 May 99	20.50
1	10.77	9.73			
	10.77 (5)				
4	2373	Joshua HARTMANN	GER	9 Jun 99	20.51
1	10.59	9.92			
	10.59 (1)				
5	2482	Blessing Akwasi AFRIFAH	ISR	26 Oct 03	20.73
1	10.69	10.04			
	10.69 (3)				
6	2052	Aidan MURPHY	AUS	14 Oct 03	20.90
1	10.81	10.09			
	10.81 (6)				
7	2013	Marcos SANTOS	ANG	15 Jan 04	21.05 ^{NR}
1	10.76	10.29			
	10.76 (4)				
8	2187	Hachim MAAROUFOU	COM	13 Feb 97	21.29

RACE ANALYSIS



200 Metres Men - Round 1

First 3 of each heat (Q) plus 3 fastest times (q) qualify to Semi-Final

Heat 4 **7**

23 August 2023 12:36 START TIME

33° C TEMPERATURE 48 % HUMIDITY

 -0.2m/s WIND

1 100 m

1	2155	Brendon RODNEY	CAN	9 Apr 92	20.14	SB
1	10.42	9.72				
	10.42 (1)					
2	2109	Renan CORREA	BRA	15 Mar 04	20.44	
1	10.55	9.89				
	10.55 (2)					
3	2829	Shaun MASWANGANYI	RSA	1 Feb 01	20.56	
1	10.64	9.92				
	10.64 (3)					
4	2597	Koki UEYAMA	JPN	15 May 99	20.66	
1	10.77	9.89				
	10.77 (5)					
5	2850	Nadate BUNTIN	SKN	3 Apr 00	20.90	
1	10.74	10.16				
	10.74 (4)					
5	2448	Zoltán WAHL	HUN	27 Apr 00	20.90	PB
1	10.98	9.92				
	10.98 (6)					
7	2753	Mohamed Obaid ALSADI	OMA	24 Feb 94	21.39	
1	11.06	10.33				
	11.06 (7)					
2401		James DADZIE	GHA	17 May 01	DNF	

RACE ANALYSIS



200 Metres Men - Round 1

First 3 of each heat (Q) plus 3 fastest times (q) qualify to Semi-Final

Heat 5 **7**

23 August 2023 12:43 START TIME

33° C TEMPERATURE 48 % HUMIDITY

 -0.2m/s WIND

1 100 m

1	2598	Towa UZAWA	JPN	25 Nov 02	20.34
	10.67	9.67			
	10.67 (3)				
2	3006	Courtney LINDSEY	USA	18 Nov 98	20.39
	10.54	9.85			
	10.54 (1)				
3	2539	Rasheed DWYER	JAM	29 Jan 89	20.40
	10.58	9.82			
	10.58 (2)				
4	2948	Tarsis Gracious OROGOT	UGA	24 Nov 02	20.44
	10.92	9.52			
	10.92 (6)				
5	2912	Chun-Han YANG	TPE	1 Jan 97	20.82
	10.75	10.07			
	10.75 (4)				
6	2931	Ramil GULIYEV	TUR	29 May 90	20.89
	10.86	10.03			
	10.86 (5)				
7	2360	Mindia ENDELADZE	GEO	24 May 98	21.20
	11.03	10.17			
	11.03 (7)				
2180		Emmanuel ESEME	CMR	17 Aug 93	DNS

RACE ANALYSIS



200 Metres Men - Round 1

First 3 of each heat (Q) plus 3 fastest times (q) qualify to Semi-Final

Heat 6		7		23 August 2023		12:52 START TIME		33° C TEMPERATURE		51 % HUMIDITY		-0.5m/s WIND	
1 100 m													
1		3003		Erriyon KNIGHTON		USA		29 Jan 04				20.17	
1	10.56		9.61										
	10.56 (3)												
2		2140		Andre DE GRASSE		CAN		10 Nov 94				20.28	
1	10.48		9.80										
	10.48 (1)												
3		2824		Sinesipho DAMBILE		RSA		2 Mar 02				20.34	
1	10.58		9.76										
	10.58 (4)												
4		2521		Filippo TORTU		ITA		15 Jun 98				20.46	
1	10.64		9.82										
	10.64 (5)												
5		2398		Joseph Paul AMOAH		GHA		12 Jan 97				20.56	
1	10.54		10.02										
	10.54 (2)												
6		2904		Sibusiso MATSENJWA		SWZ		2 May 88				20.88	
1	10.84		10.04										
	10.84 (6)												
7		2336		Guy MAGANGA GORRA		GAB		18 Mar 93				21.04	
1	10.92		10.12										
	10.92 (7)												
8		2694		Yeykell Eliu ROMERO		NCA		16 Nov 02				21.71	
1	10.96		10.75										
	10.96 (8)												

RACE ANALYSIS



200 Metres Men - Round 1

First 3 of each heat (Q) plus 3 fastest times (q) qualify to Semi-Final

Heat 7 **7**

23 August 2023 12:58 START TIME

33° C TEMPERATURE 51 % HUMIDITY

 -0.1m/s WIND

1 100 m

1	2969	Kenneth BEDNAREK	USA	14 Oct 98	20.01
1	10.43	9.58			
	10.43 (1)				
2	2221	Alexander OGANDO	DOM	3 May 00	20.14
1	10.73	9.41			
	10.73 (5)				
3	2715	Alaba Olukunle AKINTOLA	NGR	14 Sep 01	20.54
1	10.58	9.96			
	10.58 (3)				
4	2755	Alonso EDWARD	PAN	8 Dec 89	20.63
1	11.71	8.92			
	11.71 (7)				
5	2124	Lucas RODRIGUES DA SILVA	BRA	5 Jul 01	20.86
1	10.72	10.14			
	10.72 (4)				
6	2479	Taha Hussein YASEEN	IRQ	1 Jan 98	21.01
1	10.93	10.08			
	10.93 (6)				
7	2775	Albert KOMAŃSKI	POL	7 Feb 00	21.16
1	11.85	9.31			
	11.85 (8)				
	2333	Ryan ZEZE	FRA	29 Jan 98	DQ TR*
1	10.46				
	10.46 (2)				

NOTE WA Rule TR* - TR16.8 False start - Ran under protest (TR 8.4.1)

RESULTS



200 Metres Men - Round 1

First 3 of each heat (Q) plus 3 fastest times (q) qualify to Semi-Final

RECORDS	RESULT	NAME	COUNTRY	AGE	VENUE	DATE
World Record WR	19.19	Usain BOLT	JAM	23	Berlin (GER)	20 Aug 2009
Championships Record CR	19.19	Usain BOLT	JAM	23	Berlin (GER)	20 Aug 2009
World Leading WL	19.47	Noah LYLES	USA	26	London (GBR)	23 Jul 2023
Area Record AR		National Record NR		Personal Best PB		Season Best SB

Heat 1		7	23 August 2023	12:15 START TIME	33° C	48 %		0.0m/s
					TEMPERATURE	HUMIDITY		WIND
PLACE	BIB	NAME	COUNTRY	DATE of BIRTH	LANE	RESULT	REACTION	Fn
1	2350	Zharnel HUGHES	GBR	13 Jul 95	4	19.99	Q	0.138
2	2138	Aaron BROWN	CAN	27 May 92	2	20.08	Q	0.154
3	2821	Luxolo ADAMS	RSA	1 Aug 96	5	20.15	Q SB	0.149
4	2568	Shota IIZUKA	JPN	25 Jun 91	8	20.27	q SB	0.157
5	2701	Taymir BURNET	NED	1 Oct 92	7	20.31	q PB	0.137
6	2496	Eseosa Fostine DESALU	ITA	19 Feb 94	3	20.49	SB	0.143
7	2652	Gediminas TRUSKAUSKAS	LTU	2 Jan 98	6	20.90 (.893)		0.147
8	2002	Franco BURRAJ	ALB	19 Aug 98	9	21.52		0.167

INTERMEDIATE TIMES	
100 m	10.46 Zharnel HUGHES

Heat 2		7	23 August 2023	12:22 START TIME	33° C	48 %		-0.1m/s
					TEMPERATURE	HUMIDITY		WIND
PLACE	BIB	NAME	COUNTRY	DATE of BIRTH	LANE	RESULT	REACTION	Fn
1	3007	Noah LYLES	USA	18 Jul 97	8	20.05	Q	0.173
2	2545	Andrew HUDSON	JAM	14 Dec 96	4	20.25	Q	0.141
3	2208	Ondřej MACÍK	CZE	12 Jan 01	9	20.40 (.393)	Q	0.149
4	3051	Tapiwanashe MAKARAWU	ZIM	14 Aug 00	3	20.64		0.188
5	2886	Ján VOLKO	SVK	2 Nov 96	5	20.69		0.161
6	2126	Jorge VIDES	BRA	24 Nov 92	2	20.80		0.161
7	2634	Seunghwan KO	KOR	14 Nov 97	1	21.09		0.138
8	2764	Leroy KAMAU	PNG	2 Feb 99	6	21.18	SB	0.189
9	2403	Jessy FRANCO	GIB	7 Dec 98	7	22.04	SB	0.153

INTERMEDIATE TIMES	
100 m	10.47 Noah LYLES

Heat 3		7	23 August 2023	12:29 START TIME	33° C	48 %		-1.4m/s
					TEMPERATURE	HUMIDITY		WIND
PLACE	BIB	NAME	COUNTRY	DATE of BIRTH	LANE	RESULT	REACTION	Fn
1	2102	Letsile TEBOGO	BOT	7 Jun 03	7	20.22	Q	0.168
2	2644	Joseph FAHNBULLEH	LBR	11 Sep 01	5	20.42	Q	0.161
3	2880	William REAIS	SUI	4 May 99	9	20.50	Q	0.164
4	2373	Joshua HARTMANN	GER	9 Jun 99	3	20.51		0.157
5	2482	Blessing Akwasi AFRIFAH	ISR	26 Oct 03	2	20.73		0.160
6	2052	Aidan MURPHY	AUS	14 Oct 03	6	20.90 (.895)		0.139
7	2013	Marcos SANTOS	ANG	15 Jan 04	4	21.05	NR	0.141
8	2187	Hachim MAAROUFOU	COM	13 Feb 97	8	21.29		0.167

INTERMEDIATE TIMES	
100 m	10.59 Joshua HARTMANN

RESULTS
200 Metres Men - Round 1

Heat 4 **7** 23 August 2023 12:36 START TIME 33° C TEMPERATURE 48 % HUMIDITY -0.2m/s WIND

PLACE	BIB	NAME	COUNTRY	DATE OF BIRTH	LANE	RESULT	REACTION	F _n
1	2155	Brendon RODNEY	CAN	9 Apr 92	8	20.14 (.133) Q SB	0.153	
2	2109	Renan CORREA	BRA	15 Mar 04	6	20.44 (.440) Q	0.171	
3	2829	Shaun MASWANGANYI	RSA	1 Feb 01	2	20.56 (.557) Q	0.174	
4	2597	Koki UEYAMA	JPN	15 May 99	5	20.66	0.147	
5	2850	Nadale BUNTIN	SKN	3 Apr 00	3	20.90 (.894)	0.146	
5	2448	Zoltán WAHL	HUN	27 Apr 00	4	20.90 (.894) PB	0.158	
7	2753	Mohamed Obaid ALSADI	OMA	24 Feb 94	7	21.39	0.176	
	2401	James DADZIE	GHA	17 May 01	9	DNF	0.181	

INTERMEDIATE TIMES

100 m 10.42 Brendon RODNEY

Heat 5 **7** 23 August 2023 12:43 START TIME 33° C TEMPERATURE 48 % HUMIDITY -0.2m/s WIND

PLACE	BIB	NAME	COUNTRY	DATE OF BIRTH	LANE	RESULT	REACTION	F _n
1	2598	Towa UZAWA	JPN	25 Nov 02	8	20.34 (.336) Q	0.149	
2	3006	Courtney LINDSEY	USA	18 Nov 98	7	20.39 Q	0.153	
3	2539	Rasheed DWYER	JAM	29 Jan 89	3	20.40 (.394) Q	0.150	
4	2948	Tarsis Gracious OROGOT	UGA	24 Nov 02	5	20.44 (.431) q	0.160	
5	2912	Chun-Han YANG	TPE	1 Jan 97	4	20.82	0.135	
6	2931 Y	Ramil GULIYEV	TUR	29 May 90	9	20.89	0.160	
7	2360	Mindia ENDELADZE	GEO	24 May 98	6	21.20	0.168	
	2180	Emmanuel ESEME	CMR	17 Aug 93	2	DNS		

NOTE **Y** BIB 2931 (Ramil GULIYEV) - Disturbing the start

INTERMEDIATE TIMES

100 m 10.54 Courtney LINDSEY

Heat 6 **7** 23 August 2023 12:52 START TIME 33° C TEMPERATURE 51 % HUMIDITY -0.5m/s WIND

PLACE	BIB	NAME	COUNTRY	DATE OF BIRTH	LANE	RESULT	REACTION	F _n
1	3003	Erriyon KNIGHTON	USA	29 Jan 04	9	20.17 Q	0.158	
2	2140	Andre DE GRASSE	CAN	10 Nov 94	7	20.28 Q	0.145	
3	2824	Sinesipho DAMBILE	RSA	2 Mar 02	8	20.34 (.333) Q	0.156	
4	2521	Filippo TORTU	ITA	15 Jun 98	3	20.46	0.179	
5	2398	Joseph Paul AMOAH	GHA	12 Jan 97	6	20.56 (.551)	0.160	
6	2904	Sibusiso MATSENJWA	SWZ	2 May 88	5	20.88	0.166	
7	2336	Guy MAGANGA GORRA	GAB	18 Mar 93	2	21.04	0.178	
8	2694	Yeykell Eliu ROMERO	NCA	16 Nov 02	4	21.71	0.156	

INTERMEDIATE TIMES

100 m 10.48 Andre DE GRASSE

RESULTS
200 Metres Men - Round 1

Heat 7 **7** 23 August 2023 12:58 START TIME 33° C TEMPERATURE 51 % HUMIDITY -0.1 m/s WIND

PLACE	BIB	NAME	COUNTRY	DATE of BIRTH	LANE	RESULT	REACTION	Fn
1	2969	Kenneth BEDNAREK	USA	14 Oct 98	5	20.01	Q	0.159
2	2221	Alexander OGANDO	DOM	3 May 00	7	20.14 (.132)	Q	0.165
3	2715	Alaba Olukunle AKINTOLA	NGR	14 Sep 01	6	20.54	Q	0.177
4	2755	Alonso EDWARD	PAN	8 Dec 89	3	20.63		0.127
5	2124	Lucas RODRIGUES DA SILVA	BRA	5 Jul 01	4	20.86		0.138
6	2479	Taha Hussein YASEEN	IRQ	1 Jan 98	9	21.01		0.135
7	2775	Albert KOMAŃSKI	POL	7 Feb 00	8	21.16		0.146
	2333	Ryan ZEZE	FRA	29 Jan 98	2	DQ	TR*	

NOTE WA Rule TR* - TR16.8 False start - Ran under protest (TR 8.4.1)

INTERMEDIATE TIMES

100 m 10.43 Kenneth BEDNAREK

ALL-TIME OUTDOOR TOP LIST				2023 OUTDOOR TOP LIST			
RESULT	NAME	VENUE	DATE	RESULT	NAME	VENUE	2023
19.19	Usain BOLT (JAM)	Berlin (GER)	20 Aug 09	19.47	Noah LYLES (USA)	London (GBR)	23 Jul
19.26	Yohan BLAKE (JAM)	Bruxelles (BEL)	16 Sep 11	19.50	Letsile TEBOGO (BOT)	London (GBR)	23 Jul
19.31	Noah LYLES (USA)	Eugene, OR (USA)	21 Jul 22	19.72	Erriyon KNIGHTON (USA)	Eugene, OR (USA)	9 Jul
19.32	Michael JOHNSON (USA)	Atlanta, GA (USA)	1 Aug 96	19.73	Zharnel HUGHES (GBR)	London (GBR)	23 Jul
19.49	Erriyon KNIGHTON (USA)	Baton Rouge, LA (USA)	30 Apr 22	19.76	Udodi Chudi ONWUZURIKE (NGR)	Austin, TX (USA)	7 Jun
19.50	Letsile TEBOGO (BOT)	London (GBR)	23 Jul 23	19.79	James DADZIE (GHA)	Lubbock, TX (USA)	29 Apr
19.53	Walter DIX (USA)	Bruxelles (BEL)	16 Sep 11	19.82	Kenneth BEDNAREK (USA)	Eugene, OR (USA)	9 Jul
19.57	Justin GATLIN (USA)	Eugene, OR (USA)	28 Jun 15	19.85	Courtney LINDSEY (USA)	Eugene, OR (USA)	9 Jul
19.58	Tyson GAY (USA)	New York, NY (USA)	30 May 09	19.86	Fred KERLEY (USA)	Eugene, OR (USA)	9 Jul
19.62	Andre DE GRASSE (CAN)	Tokyo (JPN)	4 Aug 21	19.87	Terrence JONES (BAH)	Austin, TX (USA)	9 Jun

RESULTS



400 Metres Men - Final

RECORDS	RESULT	NAME	COUNTRY	AGE	VENUE	DATE
World Record WR	43.03	Wayde VAN NIEKERK	RSA	24	Rio de Janeiro (BRA)	14 Aug 2016
Championships Record CR	43.18	Michael JOHNSON	USA	32	Sevilla (ESP)	26 Aug 1999
World Leading WL	43.74	Steven GARDINER	BAH	28	Székesfehérvár (HUN)	18 Jul 2023
Area Record AR		National Record NR		Personal Best PB		Season Best SB

24 August 2023 21:34 START TIME 27° C TEMPERATURE 51 % HUMIDITY

PLACE	BIB	NAME	COUNTRY	DATE of BIRTH	LANE	RESULT	REACTION	Fn
1	2558	Antonio WATSON	JAM	11 Sep 01	7	44.22	0.165	
2	2349	Matthew HUDSON-SMITH	GBR	26 Oct 94	5	44.31	0.151	
3	2989	Quincy HALL	USA	31 Jul 98	6	44.37	PB 0.192	
4	3018	Vernon NORWOOD	USA	10 Apr 92	8	44.39	0.163	
5	2529	Sean BAILEY	JAM	15 Jul 97	9	44.96	0.169	
6	2731	Håvard Bentdal INGVALDSEN	NOR	21 Sep 02	3	45.08	0.199	
7	2842	Wayde VAN NIEKERK	RSA	15 Jul 92	2	45.11	0.171	
	2413	Kirani JAMES	GRN	1 Sep 92	4	DQ TR17.3.1	0.133	

NOTE WA Rule TR17.3.1 - Lane infringement
 BIB 2558 (Antonio WATSON) - TR17.4.3 or TR17.4.4

ALL-TIME OUTDOOR TOP LIST

RESULT	NAME	VENUE	DATE
43.03	Wayde VAN NIEKERK (RSA)	Rio de Janeiro (BRA)	14 Aug 16
43.18	Michael JOHNSON (USA)	Sevilla (ESP)	26 Aug 99
43.29	Butch REYNOLDS (USA)	Zürich (SUI)	17 Aug 88
43.45	Jeremy WARINER (USA)	Osaka (JPN)	31 Aug 07
43.45	Michael NORMAN (USA)	Torrance, CA (USA)	20 Apr 19
43.48	Steven GARDINER (BAH)	Doha (QAT)	4 Oct 19
43.50	Quincy WATTS (USA)	Barcelona (ESP)	5 Aug 92
43.64	Fred KERLEY (USA)	Des Moines, IA (USA)	27 Jul 19
43.65	LaShawn MERRITT (USA)	Beijing (CHN)	26 Aug 15
43.70	Champion ALLISON (USA)	Eugene, OR (USA)	25 Jun 22

2023 OUTDOOR TOP LIST

RESULT	NAME	VENUE	2023
43.74	Steven GARDINER (BAH)	Székesfehérvár (HUN)	18 Jul
43.91	Muzala SAMUKONGA (ZAM)	Gaborone (BOT)	29 Apr
44.03	Rusheen MCDONALD (JAM)	Székesfehérvár (HUN)	18 Jul
44.08	Wayde VAN NIEKERK (RSA)	Chorzów (POL)	16 Jul
44.13	Antonio WATSON (JAM)	Budapest	22 Aug
44.21	Rai BENJAMIN (USA)	Los Angeles, CA (USA)	8 Apr
44.22	Bryce DEADMON (USA)	Eugene, OR (USA)	8 Jul
44.24	Emmanuel BAMIDELE (NGR)	Austin, TX (USA)	9 Jun
44.25	Ryan WILLIE (USA)	Austin, TX (USA)	9 Jun
44.26	Vernon NORWOOD (USA)	Budapest	22 Aug
44.26	Matthew HUDSON-SMITH (GBR)	Budapest	22 Aug

RACE ANALYSIS



400 Metres Men - Final

24 August 2023 21:34 START TIME 27° C 51 %
TEMPERATURE HUMIDITY

1 100 m 2 200 m 3 300 m

1	2558	Antonio WATSON	JAM	11 Sep 01	44.22
1	11.35	2	12.41		
	11.35 (6)		23.76 (8)		
2	2349	Matthew HUDSON-SMITH	GBR	26 Oct 94	44.31
1	11.08	2	9.98	3	10.91
	11.08 (2)		21.06 (1)		31.97 (1)
					12.34
3	2989	Quincy HALL	USA	31 Jul 98	44.37 ^{PB}
1	11.39	2	10.18	3	10.94
	11.39 (8)		21.57 (5)		32.51 (5)
					11.86
4	3018	Vernon NORWOOD	USA	10 Apr 92	44.39
1	11.20	2	10.16	3	11.02
	11.20 (5)		21.36 (4)		32.38 (3)
					12.01
5	2529	Sean BAILEY	JAM	15 Jul 97	44.96
1	11.18	2	10.49	3	11.23
	11.18 (4)		21.67 (7)		32.90 (6)
					12.06
6	2731	Håvard Bentsdal INGVALDSEN	NOR	21 Sep 02	45.08
1	11.39	2	10.27	3	11.25
	11.39 (7)		21.66 (6)		32.91 (7)
					12.17
7	2842	Wayde VAN NIEKERK	RSA	15 Jul 92	45.11
1	11.05	2	10.30	3	11.09
	11.05 (1)		21.35 (3)		32.44 (4)
					12.67
	2413	Kirani JAMES	GRN	1 Sep 92	DQ TR17.3.1
1	11.13	2	10.21	3	10.84
	11.13 (3)		21.34 (2)		32.18 (2)

NOTE WA Rule TR17.3.1 - Lane infringement

RESULT PROGRESSION




400 Metres Men - Final

RECORDS	RESULT	NAME	COUNTRY	AGE	VENUE	DATE
World Record WR	43.03	Wayde VAN NIEKERK	RSA	24	Rio de Janeiro (BRA)	14 Aug 2016
Championships Record CR	43.18	Michael JOHNSON	USA	32	Sevilla (ESP)	26 Aug 1999
World Leading WL	43.74	Steven GARDINER	BAH	28	Székesfehérvár (HUN)	18 Jul 2023
Area Record AR		National Record NR		Personal Best PB		Season Best SB

24 August 2023

RANK	BIB	NAME	COUNTRY	DATE of BIRTH	PHASE	HEAT	LANE	PLACE	RESULT
1	2558	Antonio WATSON	JAM	11 Sep 01	Final	1	7	1	44.22
					Semi-Final	1	5	1	44.13 Q PB
					Round 1	5	3	6	44.77 Q
2	2349	Matthew HUDSON-SMITH	GBR	26 Oct 94	Final	1	5	2	44.31
					Semi-Final	2	7	2	44.26 Q AR
					Round 1	2	3	4	44.69 Q SB
3	2989	Quincy HALL	USA	31 Jul 98	Final	1	6	3	44.37 PB
					Semi-Final	3	7	4	44.43 Q
					Round 1	5	5	11	44.86 Q
4	3018	Vernon NORWOOD	USA	10 Apr 92	Final	1	8	4	44.39
					Semi-Final	1	7	3	44.26 Q PB
					Round 1	3	4	12	44.87 Q
5	2529	Sean BAILEY	JAM	15 Jul 97	Final	1	9	5	44.96
					Semi-Final	3	4	10	44.94 Q
					Round 1	4	3	17	44.98 Q
6	2731	Håvard Bentdal INGVALDSEN	NOR	21 Sep 02	Final	1	3	6	45.08
					Semi-Final	2	8	7	44.70 q
					Round 1	3	8	1	44.39 Q NR
7	2842	Wayde VAN NIEKERK	RSA	15 Jul 92	Final	1	2	7	45.11
					Semi-Final	1	8	6	44.65 q
					Round 1	2	4	2	44.57 Q
2413	Kirani JAMES	GRN	1 Sep 92	Final	1	4		DQ TR17.3.1	
				Semi-Final	2	5	5	44.58 Q	
				Round 1	4	6	14	44.91 Q	

NOTE WA Rule TR17.3.1 - Lane infringement
 BIB 2558 (Antonio WATSON) - TR17.4.3 or TR17.4.4

ALL-TIME OUTDOOR TOP LIST				2023 OUTDOOR TOP LIST			
RESULT	NAME	VENUE	DATE	RESULT	NAME	VENUE	2023
43.03	Wayde VAN NIEKERK (RSA)	Rio de Janeiro (BRA)	14 Aug 16	43.74	Steven GARDINER (BAH)	Székesfehérvár (HUN)	18 Jul
43.18	Michael JOHNSON (USA)	Sevilla (ESP)	26 Aug 99	43.91	Muzala SAMUKONGA (ZAM)	Gaborone (BOT)	29 Apr
43.29	Butch REYNOLDS (USA)	Zürich (SUI)	17 Aug 88	44.03	Rusheen MCDONALD (JAM)	Székesfehérvár (HUN)	18 Jul
43.45	Jeremy WARINER (USA)	Osaka (JPN)	31 Aug 07	44.08	Wayde VAN NIEKERK (RSA)	Chorzów (POL)	16 Jul
43.45	Michael NORMAN (USA)	Torrance, CA (USA)	20 Apr 19	44.13	Antonio WATSON (JAM)	Budapest	22 Aug
43.48	Steven GARDINER (BAH)	Doha (QAT)	4 Oct 19	44.21	Rai BENJAMIN (USA)	Los Angeles, CA (USA)	8 Apr
43.50	Quincy WATTS (USA)	Barcelona (ESP)	5 Aug 92	44.22	Bryce DEADMON (USA)	Eugene, OR (USA)	8 Jul
43.64	Fred KERLEY (USA)	Des Moines, IA (USA)	27 Jul 19	44.24	Emmanuel BAMIDELE (NGR)	Austin, TX (USA)	9 Jun
43.65	LaShawn MERRITT (USA)	Beijing (CHN)	26 Aug 15	44.25	Ryan WILLIE (USA)	Austin, TX (USA)	9 Jun
43.70	Champion ALLISON (USA)	Eugene, OR (USA)	25 Jun 22	44.26	Vernon NORWOOD (USA)	Budapest	22 Aug
				44.26	Matthew HUDSON-SMITH (GBR)	Budapest	22 Aug

SUMMARY



400 Metres Men - Semi-Final

First 2 of each heat (Q) plus 2 fastest times (q) qualify to Final

RECORDS	RESULT	NAME	COUNTRY	AGE	VENUE	DATE
World Record WR	43.03	Wayde VAN NIEKERK	RSA	24	Rio de Janeiro (BRA)	14 Aug 2016
Championships Record CR	43.18	Michael JOHNSON	USA	32	Sevilla (ESP)	26 Aug 1999
World Leading WL	43.74	Steven GARDINER	BAH	28	Székesfehérvár (HUN)	18 Jul 2023
Area Record AR		National Record NR		Personal Best PB		Season Best SB

22 August 2023

RANK	PLACE	HEAT	LANE	BIB	NAME	COUNTRY	DATE OF BIRTH	RESULT	
1	1	1	5	2558	Antonio WATSON	JAM	11 Sep 01	44.13	Q PB
2	1	2	7	2349	Matthew HUDSON-SMITH	GBR	26 Oct 94	44.26 (.253)	Q AR
3	2	1	7	3018	Vernon NORWOOD	USA	10 Apr 92	44.26 (.258)	Q PB
4	1	3	7	2989	Quincy HALL	USA	31 Jul 98	44.43	Q
5	2	2	5	2413	Kirani JAMES	GRN	1 Sep 92	44.58	Q
6	3	1	8	2842	Wayde VAN NIEKERK	RSA	15 Jul 92	44.65	q
7	3	2	8	2731	Håvard Bentdal INGVALDSEN	NOR	21 Sep 02	44.70	q
8	4	1	4	2919	Jereem RICHARDS	TTO	13 Jan 94	44.76	
9	4	2	6	2588	Fuga SATO	JPN	1 Jun 96	44.88	PB
10	2	3	4	2529	Sean BAILEY	JAM	15 Jul 97	44.94	Q
11	5	1	6	2589	Kentaro SATO	JPN	16 Nov 94	44.99	
12	6	1	9	2431	Attila MOLNÁR	HUN	17 Jan 02	45.02	
13	3	3	9	2582	Yuki Joseph NAKAJIMA	JPN	30 Mar 02	45.04	PB
14	5	2	4	2699	Liemarvin BONEVACIA	NED	5 Apr 89	45.23	
15	4	3	3	2511	Davide RE	ITA	16 Mar 93	45.29	
16	6	2	9	2530	Zandrion BARNES	JAM	17 Aug 01	45.38	
17	7	1	2	2646	Michael JOSEPH	LCA	1 Nov 02	45.50	
18	5	3	5	2079	Alexander DOOM	BEL	25 Apr 97	45.57	
19	7	2	3	2073	Dylan BORLÉE	BEL	20 Sep 92	45.59	
20	6	3	2	2833	Zakithi NENE	RSA	2 Apr 98	45.64	
21	8	1	3	2101	Leungo SCOTCH	BOT	28 Feb 96	45.96	
22	8	2	2	2097	Busang Collen KEBINATSHIPI	BOT	13 Feb 04	46.39	
		3	8	2099	Bayapo NDORI	BOT	20 Jun 99	DNF	
		3	6	2060	Steven GARDINER	BAH	12 Sep 95	DNF	

ALL-TIME OUTDOOR TOP LIST

RESULT	NAME	VENUE	DATE
43.03	Wayde VAN NIEKERK (RSA)	Rio de Janeiro (BRA)	14 Aug 16
43.18	Michael JOHNSON (USA)	Sevilla (ESP)	26 Aug 99
43.29	Butch REYNOLDS (USA)	Zürich (SUI)	17 Aug 88
43.45	Jeremy WARINER (USA)	Osaka (JPN)	31 Aug 07
43.45	Michael NORMAN (USA)	Torrance, CA (USA)	20 Apr 19
43.48	Steven GARDINER (BAH)	Doha (QAT)	4 Oct 19
43.50	Quincy WATTS (USA)	Barcelona (ESP)	5 Aug 92
43.64	Fred KERLEY (USA)	Des Moines, IA (USA)	27 Jul 19
43.65	LaShawn MERRITT (USA)	Beijing (CHN)	26 Aug 15
43.70	Champion ALLISON (USA)	Eugene, OR (USA)	25 Jun 22

2023 OUTDOOR TOP LIST

RESULT	NAME	VENUE	2023
43.74	Steven GARDINER (BAH)	Székesfehérvár (HUN)	18 Jul
43.91	Muzala SAMUKONGA (ZAM)	Gaborone (BOT)	29 Apr
44.03	Rusheen MCDONALD (JAM)	Székesfehérvár (HUN)	18 Jul
44.08	Wayde VAN NIEKERK (RSA)	Chorzów (POL)	16 Jul
44.13	Antonio WATSON (JAM)	Budapest	22 Aug
44.21	Rai BENJAMIN (USA)	Los Angeles, CA (USA)	8 Apr
44.22	Bryce DEADMON (USA)	Eugene, OR (USA)	8 Jul
44.24	Emmanuel BAMIDELE (NGR)	Austin, TX (USA)	9 Jun
44.25	Ryan WILLIE (USA)	Austin, TX (USA)	9 Jun
44.26	Vernon NORWOOD (USA)	Budapest	22 Aug
44.26	Matthew HUDSON-SMITH (GBR)	Budapest	22 Aug

RACE ANALYSIS



400 Metres Men - Semi-Final

First 2 of each heat (Q) plus 2 fastest times (q) qualify to Final

Heat 1 **3**

22 August 2023 21:00 START TIME

29° C TEMPERATURE 52 % HUMIDITY

1 100 m 2 200 m 3 300 m

1 2558 Antonio WATSON				JAM	11 Sep 01	44.13 ^{PB}
1	11.11	2	9.90	3	11.11	12.01
	11.11 (4)		21.01 (2)		32.12 (1)	
2 3018 Vernon NORWOOD				USA	10 Apr 92	44.26 ^{PB}
1	11.21	2	10.30	3	11.47	11.28
	11.21 (7)		21.51 (7)		32.98 (6)	
3 2842 Wayde VAN NIEKERK				RSA	15 Jul 92	44.65
1	10.94	2	10.10	3	11.31	12.30
	10.94 (2)		21.04 (3)		32.35 (3)	
4 2919 Jereem RICHARDS				TTO	13 Jan 94	44.76
1	10.92	2	9.99	3	11.29	12.56
	10.92 (1)		20.91 (1)		32.20 (2)	
5 2589 Kentaro SATO				JPN	16 Nov 94	44.99
1	11.16	2	10.28	3	11.28	12.27
	11.16 (5)		21.44 (6)		32.72 (5)	
6 2431 Attila MOLNÁR				HUN	17 Jan 02	45.02
1	11.04	2	10.17	3	11.34	12.47
	11.04 (3)		21.21 (4)		32.55 (4)	
7 2646 Michael JOSEPH				LCA	1 Nov 02	45.50
1	11.17	2	10.19	3	11.65	12.49
	11.17 (6)		21.36 (5)		33.01 (7)	
8 2101 Leungo SCOTCH				BOT	28 Feb 96	45.96
1	11.23	2	10.33	3	11.53	12.87
	11.23 (8)		21.56 (8)		33.09 (8)	

RACE ANALYSIS



400 Metres Men - Semi-Final

First 2 of each heat (Q) plus 2 fastest times (q) qualify to Final

Heat 2 **3**

22 August 2023 21:08 START TIME

29° C TEMPERATURE 52 % HUMIDITY

1 100 m 2 200 m 3 300 m

1	2349	Matthew HUDSON-SMITH	GBR	26 Oct 94	44.26 ^{AR}	
1	10.97	2	10.09	3	11.17	12.03
	10.97 (3)		21.06 (2)		32.23 (1)	
2	2413	Kirani JAMES	GRN	1 Sep 92	44.58	
1	10.82	2	10.03	3	11.40	12.33
	10.82 (1)		20.85 (1)		32.25 (2)	
3	2731	Håvard Bentsdal INGVALDSEN	NOR	21 Sep 02	44.70	
1	11.16	2	10.14	3	11.46	11.94
	11.16 (5)		21.30 (4)		32.76 (5)	
4	2588	Fuga SATO	JPN	1 Jun 96	44.88 ^{PB}	
1	10.96	2	10.13	3	11.52	12.27
	10.96 (2)		21.09 (3)		32.61 (3)	
5	2699	Liemarvin BONEVACIA	NED	5 Apr 89	45.23	
1	11.32	2	10.13	3	11.33	12.45
	11.32 (8)		21.45 (6)		32.78 (6)	
6	2530	Zandrion BARNES	JAM	17 Aug 01	45.38	
1	11.16	2	10.32	3	11.22	12.68
	11.16 (5)		21.48 (7)		32.70 (4)	
7	2073	Dylan BORLÉE	BEL	20 Sep 92	45.59	
1	11.16	2	10.22	3	11.55	12.66
	11.16 (4)		21.38 (5)		32.93 (7)	
8	2097	Busang Collen KEBINATSHIPI	BOT	13 Feb 04	46.39	
1	11.26	2	11.04	3	11.71	12.38
	11.26 (7)		22.30 (8)		34.01 (8)	

RACE ANALYSIS



400 Metres Men - Semi-Final

First 2 of each heat (Q) plus 2 fastest times (q) qualify to Final

Heat 3 **3** **22 August 2023** 21:16 START TIME 29° C TEMPERATURE 52 % HUMIDITY

1 100 m 2 200 m 3 300 m

1	2989	Quincy HALL	USA	31 Jul 98	44.43	
1	11.23	2	10.33	3	11.02	11.85
	11.23 (5)		21.56 (5)		32.58 (2)	
2	2529	Sean BAILEY	JAM	15 Jul 97	44.94	
1	11.08	2	10.32	3	11.51	12.03
	11.08 (2)		21.40 (2)		32.91 (4)	
3	2582	Yuki Joseph NAKAJIMA	JPN	30 Mar 02	45.04 ^{PB}	
1	11.23	2	10.33	3	11.38	12.10
	11.23 (4)		21.56 (4)		32.94 (5)	
4	2511	Davide RE	ITA	16 Mar 93	45.29	
1	11.33	2	10.36	3	11.50	12.10
	11.33 (6)		21.69 (7)		33.19 (7)	
5	2079	Alexander DOOM	BEL	25 Apr 97	45.57	
1	11.36	2	10.20	3	11.62	12.39
	11.36 (7)		21.56 (6)		33.18 (6)	
6	2833	Zakithi NENE	RSA	2 Apr 98	45.64	
1	11.06	2	10.39	3	11.19	13.00
	11.06 (1)		21.45 (3)		32.64 (3)	
2099	Bayapo NDORI	BOT	20 Jun 99	DNF		
1	12.69					
	12.69 (8)					
2060	Steven GARDINER	BAH	12 Sep 95	DNF		
1	11.17	2	9.98	3	11.42	
	11.17 (3)		21.15 (1)		32.57 (1)	

RESULTS



400 Metres Men - Semi-Final

First 2 of each heat (Q) plus 2 fastest times (q) qualify to Final

RECORDS	RESULT	NAME	COUNTRY	AGE	VENUE	DATE
World Record WR	43.03	Wayde VAN NIEKERK	RSA	24	Rio de Janeiro (BRA)	14 Aug 2016
Championships Record CR	43.18	Michael JOHNSON	USA	32	Sevilla (ESP)	26 Aug 1999
World Leading WL	43.74	Steven GARDINER	BAH	28	Székesfehérvár (HUN)	18 Jul 2023
Area Record AR		National Record NR		Personal Best PB		Season Best SB

Heat 1

3

22 August 2023 21:00 START TIME

29° C TEMPERATURE 52 % HUMIDITY

PLACE	BIB	NAME	COUNTRY	DATE of BIRTH	LANE	RESULT	REACTION	Fn
1	2558	Antonio WATSON	JAM	11 Sep 01	5	44.13	Q PB	0.158
2	3018	Vernon NORWOOD	USA	10 Apr 92	7	44.26 [.258]	Q PB	0.181
3	2842	Wayde VAN NIEKERK	RSA	15 Jul 92	8	44.65	q	0.178
4	2919	Jereem RICHARDS	TTO	13 Jan 94	4	44.76		0.160
5	2589	Kentaro SATO	JPN	16 Nov 94	6	44.99		0.180
6	2431	Attila MOLNÁR	HUN	17 Jan 02	9	45.02		0.156
7	2646	Michael JOSEPH	LCA	1 Nov 02	2	45.50		0.161
8	2101	Leungo SCOTCH	BOT	28 Feb 96	3	45.96		0.162

Heat 2

3

22 August 2023 21:08 START TIME

29° C TEMPERATURE 52 % HUMIDITY

PLACE	BIB	NAME	COUNTRY	DATE of BIRTH	LANE	RESULT	REACTION	Fn
1	2349	Matthew HUDSON-SMITH	GBR	26 Oct 94	7	44.26 [.253]	Q AR	0.167
2	2413	Kirani JAMES	GRN	1 Sep 92	5	44.58	Q	0.147
3	2731	Håvard Bentdal INGVALDSEN	NOR	21 Sep 02	8	44.70	q	0.190
4	2588	Fuga SATO	JPN	1 Jun 96	6	44.88	PB	0.150
5	2699	Liemarvin BONEVACIA	NED	5 Apr 89	4	45.23		0.175
6	2530	Zandrion BARNES	JAM	17 Aug 01	9	45.38		0.171
7	2073	Dylan BORLÉE	BEL	20 Sep 92	3	45.59		0.153
8	2097	Busang Collen KEBINATSHIPI	BOT	13 Feb 04	2	46.39		0.168

Heat 3

3

22 August 2023 21:16 START TIME

29° C TEMPERATURE 52 % HUMIDITY

PLACE	BIB	NAME	COUNTRY	DATE of BIRTH	LANE	RESULT	REACTION	Fn
1	2989	Quincy HALL	USA	31 Jul 98	7	44.43	Q	0.176
2	2529	Sean BAILEY	JAM	15 Jul 97	4	44.94	Q	0.165
3	2582	Yuki Joseph NAKAJIMA	JPN	30 Mar 02	9	45.04	PB	0.215
4	2511	Davide RE	ITA	16 Mar 93	3	45.29		0.165
5	2079	Alexander DOOM	BEL	25 Apr 97	5	45.57		0.168
6	2833	Zakithi NENE	RSA	2 Apr 98	2	45.64		0.151
	2060	Steven GARDINER	BAH	12 Sep 95	6	DNF		0.221
	2099	Bayapo NDORI	BOT	20 Jun 99	8	DNF		0.159

ALL-TIME OUTDOOR TOP LIST

RESULT	NAME	VENUE	DATE
43.03	Wayde VAN NIEKERK (RSA)	Rio de Janeiro (BRA)	14 Aug 16
43.18	Michael JOHNSON (USA)	Sevilla (ESP)	26 Aug 99
43.29	Butch REYNOLDS (USA)	Zürich (SUI)	17 Aug 88
43.45	Jeremy WARINER (USA)	Osaka (JPN)	31 Aug 07
43.45	Michael NORMAN (USA)	Torrance, CA (USA)	20 Apr 19
43.48	Steven GARDINER (BAH)	Doha (QAT)	4 Oct 19
43.50	Quincy WATTS (USA)	Barcelona (ESP)	5 Aug 92
43.64	Fred KERLEY (USA)	Des Moines, IA (USA)	27 Jul 19
43.65	LaShawn MERRITT (USA)	Beijing (CHN)	26 Aug 15
43.70	Champion ALLISON (USA)	Eugene, OR (USA)	25 Jun 22

2023 OUTDOOR TOP LIST

RESULT	NAME	VENUE	2023
43.74	Steven GARDINER (BAH)	Székesfehérvár (HUN)	18 Jul
43.91	Muzata SAMUKONGA (ZAM)	Gaborone (BOT)	29 Apr
44.03	Rusheen MCDONALD (JAM)	Székesfehérvár (HUN)	18 Jul
44.08	Wayde VAN NIEKERK (RSA)	Chorzów (POL)	16 Jul
44.13	Antonio WATSON (JAM)	Budapest	22 Aug
44.21	Rai BENJAMIN (USA)	Los Angeles, CA (USA)	8 Apr
44.22	Bryce DEADMON (USA)	Eugene, OR (USA)	8 Jul
44.24	Emmanuel BAMIDELE (NGR)	Austin, TX (USA)	9 Jun
44.25	Ryan WILLIE (USA)	Austin, TX (USA)	9 Jun
44.26	Vernon NORWOOD (USA)	Budapest	22 Aug
44.26	Matthew HUDSON-SMITH (GBR)	Budapest	22 Aug

SUMMARY



400 Metres Men - Round 1

First 3 of each heat (Q) plus 6 fastest times (q) qualify to Semi-Final

RECORDS	RESULT	NAME	COUNTRY	AGE	VENUE	DATE
World Record WR	43.03	Wayde VAN NIEKERK	RSA	24	Rio de Janeiro (BRA)	14 Aug 2016
Championships Record CR	43.18	Michael JOHNSON	USA	32	Sevilla (ESP)	26 Aug 1999
World Leading WL	43.74	Steven GARDINER	BAH	28	Székesfehérvár (HUN)	18 Jul 2023
Area Record AR		National Record NR		Personal Best PB		Season Best SB

20 August 2023

RANK	PLACE	HEAT	LANE	BIB	NAME	COUNTRY	DATE of BIRTH	RESULT	
1	1	3	8	2731	Håvard Bentdal INGVALDSEN	NOR	21 Sep 02	44.39	Q NR
2	1	2	4	2842	Wayde VAN NIEKERK	RSA	15 Jul 92	44.57	Q
3	1	1	7	2060	Steven GARDINER	BAH	12 Sep 95	44.65	Q
4	2	2	3	2349	Matthew HUDSON-SMITH	GBR	26 Oct 94	44.69	Q SB
5	1	6	8	2099	Bayapo NDORI	BOT	20 Jun 99	44.72	Q
6	1	5	3	2558	Antonio WATSON	JAM	11 Sep 01	44.77 (.766)	Q
7	2	1	6	2589	Kentaro SATO	JPN	16 Nov 94	44.77 (.767)	Q NR
8	3	2	7	2699	Liemarvin BONEVACIA	NED	5 Apr 89	44.78	Q SB
9	4	2	6	2097	Busang Collen KEBINATSHIPI	BOT	13 Feb 04	44.80	q PB
10	3	1	9	2431	Attila MOLNÁR	HUN	17 Jan 02	44.84	Q NR
11	2	5	5	2989	Quincy HALL	USA	31 Jul 98	44.86	Q
12	2	3	4	3018	Vernon NORWOOD	USA	10 Apr 92	44.87	Q
13	4	1	8	2833	Zakithi NENE	RSA	2 Apr 98	44.88	q
14	1	4	6	2413	Kirani JAMES	GRN	1 Sep 92	44.91	Q
15	2	6	5	2079	Alexander DOOM	BEL	25 Apr 97	44.92 (.915)	Q PB
16	2	4	5	2588	Fuga SATO	JPN	1 Jun 96	44.97	Q PB
17	3	4	3	2529	Sean BAILEY	JAM	15 Jul 97	44.98	Q
18	5	1	5	2646	Michael JOSEPH	LCA	1 Nov 02	45.04	q
19	3	6	9	2530	Zandrion BARNES	JAM	17 Aug 01	45.05	Q
20	4	4	4	2511	Davide RE	ITA	16 Mar 93	45.07	q SB
21	3	5	4	2582	Yuki Joseph NAKAJIMA	JPN	30 Mar 02	45.15 (.147)	Q
22	3	3	2	2919	Jereem RICHARDS	TTO	13 Jan 94	45.15 (.149)	Q
23	5	4	2	2101	Leungo SCOTCH	BOT	28 Feb 96	45.20	q
24	4	3	6	2073	Dylan BORLÉE	BEL	20 Sep 92	45.24	q
25	4	6	7	2107	Lucas CARVALHO	BRA	16 Jul 93	45.34 (.339)	
25	4	6	6	2389	Manuel SANDERS	GER	3 Apr 98	45.34 (.339)	
27	5	3	3	2956	Oleksandr POHORILKO	UKR	16 Apr 00	45.37	
28	6	3	9	2798	João COELHO	POR	4 Apr 99	45.38	
29	5	2	8	2019	Elián LARREGINA	ARG	20 Feb 00	45.42	
30	4	5	7	2834	Lythe PILLAY	RSA	25 Feb 03	45.58	
31	6	4	9	2722	Dubem NWACHUKWU	NGR	8 Feb 00	45.60	
32	7	4	7	2216	Gustav Lundholm NIELSEN	DEN	3 Aug 98	45.66	PB
33	5	5	9	2881	Lionel SPITZ	SUI	12 Jan 01	45.69	
34	6	1	4	2859	Aruna DHARSHANA	SRI	19 Jan 99	45.70	
35	7	1	3	2625	Bonface Ontuga MWERESA	KEN	13 Nov 93	45.91	
36	6	6	3	2207	Matěj KRSEK	CZE	13 May 00	45.99	
37	7	3	7	2068	Jonathan JONES	BAR	6 Feb 99	46.03	
38	7	6	4	2982	Bryce DEADMON	USA	26 Mar 97	46.20	
39	6	5	2	2793	Karol ZALEWSKI	POL	7 Aug 93	46.53	
40	7	5	6	2477	Christopher O'DONNELL	IRL	17 May 98	46.76	

SUMMARY
400 Metres Men - Round 1

20 August 2023

RANK	PLACE	HEAT	LANE	BIB	NAME	COUNTRY	DATE of BIRTH	RESULT
41	6	2	5	2064	Alonzo RUSSELL	BAH	8 Feb 92	46.95
			5	8 2067	Desean Anju L. BOYCE	BAR	23 Oct 01	DNF
		2	9	2186	Anthony José ZAMBRANO	COL	17 Jan 98	DQ TR17.3.1
		4	8	2889	Carl BENGTSTRÖM	SWE	13 Jan 00	DQ TR17.3.1
		3	5	2878	Ricky PETRUCCIANI	SUI	30 Jun 00	DNS

NOTE WA Rule TR17.3.1 - Lane infringement

ALL-TIME OUTDOOR TOP LIST				2023 OUTDOOR TOP LIST			
RESULT	NAME	VENUE	DATE	RESULT	NAME	VENUE	2023
43.03	Wayde VAN NIEKERK (RSA)	Rio de Janeiro (BRA)	14 Aug 16	43.74	Steven GARDINER (BAH)	Székesfehérvár (HUN)	18 Jul
43.18	Michael JOHNSON (USA)	Sevilla (ESP)	26 Aug 99	43.91	Muzala SAMUKONGA (ZAM)	Gaborone (BOT)	29 Apr
43.29	Butch REYNOLDS (USA)	Zürich (SUI)	17 Aug 88	44.03	Rusheen MCDONALD (JAM)	Székesfehérvár (HUN)	18 Jul
43.45	Jeremy WARINER (USA)	Osaka (JPN)	31 Aug 07	44.08	Wayde VAN NIEKERK (RSA)	Chorzów (POL)	16 Jul
43.45	Michael NORMAN (USA)	Torrance, CA (USA)	20 Apr 19	44.21	Rai BENJAMIN (USA)	Los Angeles, CA (USA)	8 Apr
43.48	Steven GARDINER (BAH)	Doha (QAT)	4 Oct 19	44.22	Bryce DEADMON (USA)	Eugene, OR (USA)	8 Jul
43.50	Quincy WATTS (USA)	Barcelona (ESP)	5 Aug 92	44.24	Emmanuel BAMIDELE (NGR)	Austin, TX (USA)	9 Jun
43.64	Fred KERLEY (USA)	Des Moines, IA (USA)	27 Jul 19	44.25	Ryan WILLIE (USA)	Austin, TX (USA)	9 Jun
43.65	LaShawn MERRITT (USA)	Beijing (CHN)	26 Aug 15	44.39	Vernon NORWOOD (USA)	Eugene, OR (USA)	8 Jul
43.70	Champion ALLISON (USA)	Eugene, OR (USA)	25 Jun 22	44.39	Håvard Bentsdal INGVALDSEN (NOR)	Budapest	20 Aug

RACE ANALYSIS



400 Metres Men - Round 1

First 3 of each heat (Q) plus 6 fastest times (q) qualify to Semi-Final

Heat 1

6

20 August 2023

10:26 START TIME

30° C TEMPERATURE 61 % HUMIDITY

1 100 m 2 200 m 3 300 m

1	2060	Steven GARDINER	BAH	12 Sep 95	44.65	
1	11.16	2	10.13	3	11.05	12.31
	11.16 (2)		21.29 (1)		32.34 (1)	
2	2589	Kentaro SATO	JPN	16 Nov 94	44.77 NR	
1	11.45	2	10.30	3	10.98	12.04
	11.45 (5)		21.75 (5)		32.73 (3)	
3	2431	Attila MOLNÁR	HUN	17 Jan 02	44.84 NR	
1	11.25	2	10.21	3	11.49	11.89
	11.25 (3)		21.46 (3)		32.95 (5)	
4	2833	Zakithi NENE	RSA	2 Apr 98	44.88	
1	11.10	2	10.29	3	11.10	12.39
	11.10 (1)		21.39 (2)		32.49 (2)	
5	2646	Michael JOSEPH	LCA	1 Nov 02	45.04	
1	11.33	2	10.28	3	11.18	12.25
	11.33 (4)		21.61 (4)		32.79 (4)	
6	2859	Aruna DHARSHANA	SRI	19 Jan 99	45.70	
1	11.63	2	10.72	3	11.51	11.84
	11.63 (6)		22.35 (6)		33.86 (7)	
7	2625	Bonface Ontuga MWERESA	KEN	13 Nov 93	45.91	
1	11.66	2	10.82	3	11.37	12.06
	11.66 (7)		22.48 (7)		33.85 (6)	

RACE ANALYSIS



400 Metres Men - Round 1

First 3 of each heat (Q) plus 6 fastest times (q) qualify to Semi-Final

Heat 2 **6** **20 August 2023** **10:33** START TIME **30° C** **58 %**
TEMPERATURE HUMIDITY

1 100 m 2 200 m 3 300 m

1	2842	Wayde VAN NIEKERK	RSA	15 Jul 92	44.57	
1	11.17	2	10.14	3	11.25	12.01
	11.17 (5)		21.31 (3)		32.56 (2)	
2	2349	Matthew HUDSON-SMITH	GBR	26 Oct 94	44.69 ^{SB}	
1	11.16	2	10.10	3	11.10	12.33
	11.16 (4)		21.26 (1)		32.36 (1)	
3	2699	Liemarvin BONEVACIA	NED	5 Apr 89	44.78 ^{SB}	
1	11.53	2	10.35	3	11.25	11.65
	11.53 (7)		21.88 (7)		33.13 (6)	
4	2097	Busang Collen KEBINATSHIPI	BOT	13 Feb 04	44.80 ^{PB}	
1	10.92	2	10.45	3	11.31	12.12
	10.92 (1)		21.37 (5)		32.68 (4)	
5	2019	Elián LARREGINA	ARG	20 Feb 00	45.42	
1	11.15	2	10.22	3	11.41	12.64
	11.15 (3)		21.37 (4)		32.78 (5)	
6	2064	Alonzo RUSSELL	BAH	8 Feb 92	46.95	
1	11.29	2	10.34	3	11.68	13.64
	11.29 (6)		21.63 (6)		33.31 (7)	
2186	Anthony José ZAMBRANO	COL	17 Jan 98	DQ TR17.3.1		
1	11.03	2	10.26	3	11.33	
	11.03 (2)		21.29 (2)		32.62 (3)	

NOTE WA Rule TR17.3.1 - Lane infringement

RACE ANALYSIS



400 Metres Men - Round 1

First 3 of each heat (Q) plus 6 fastest times (q) qualify to Semi-Final

Heat 3 **6** **20 August 2023** 10:41 START TIME 30° C TEMPERATURE 58 % HUMIDITY

1 100 m 2 200 m 3 300 m

1	2731	Håvard BENTDAL INGVALDSEN			NOR	21 Sep 02	44.39 NR
1	11.37	2	10.09	3	10.93	12.00	
	11.37 (3)		21.46 (2)		32.39 (1)		
2	3018	Vernon NORWOOD			USA	10 Apr 92	44.87
1	11.28	2	10.28	3	11.20	12.11	
	11.28 (2)		21.56 (3)		32.76 (2)		
3	2919	Jereem RICHARDS			TTO	13 Jan 94	45.15
1	11.39	2	10.53	3	11.25	11.98	
	11.39 (4)		21.92 (6)		33.17 (7)		
4	2073	Dylan BORLÉE			BEL	20 Sep 92	45.24
1	11.25	2	10.19	3	11.41	12.39	
	11.25 (1)		21.44 (1)		32.85 (3)		
5	2956	Oleksandr POHORILKO			UKR	16 Apr 00	45.37
1	11.80	2	10.41	3	10.92	12.24	
	11.80 (7)		22.21 (7)		33.13 (6)		
6	2798	João COELHO			POR	4 Apr 99	45.38
1	11.50	2	10.33	3	11.17	12.38	
	11.50 (6)		21.83 (5)		33.00 (5)		
7	2068	Jonathan JONES			BAR	6 Feb 99	46.03
1	11.40	2	10.30	3	11.21	13.12	
	11.40 (5)		21.70 (4)		32.91 (4)		
2878		Ricky PETRUCCIANI			SUI	30 Jun 00	DNS

RACE ANALYSIS



400 Metres Men - Round 1

First 3 of each heat (Q) plus 6 fastest times (q) qualify to Semi-Final

Heat 4 **6**

20 August 2023 10:49 START TIME

31° C TEMPERATURE 55 % HUMIDITY

1 100 m 2 200 m 3 300 m

1	2413	Kirani JAMES	GRN	1 Sep 92	44.91	
1	11.12	2	10.58	3	11.46	11.75
	11.12 (2)		21.70 (4)		33.16 (4)	
2	2588	Fuga SATO	JPN	1 Jun 96	44.97 ^{PB}	
1	11.24	2	10.32	3	11.34	12.07
	11.24 (4)		21.56 (2)		32.90 (2)	
3	2529	Sean BAILEY	JAM	15 Jul 97	44.98	
1	11.36	2	10.34	3	11.35	11.93
	11.36 (6)		21.70 (3)		33.05 (3)	
4	2511	Davide RE	ITA	16 Mar 93	45.07 ^{SB}	
1	11.48	2	10.53	3	11.34	11.72
	11.48 (8)		22.01 (8)		33.35 (5)	
5	2101	Leungo SCOTCH	BOT	28 Feb 96	45.20	
1	11.15	2	10.31	3	11.42	12.32
	11.15 (3)		21.46 (1)		32.88 (1)	
6	2722	Dubem NWACHUKWU	NGR	8 Feb 00	45.60	
1	11.02	2	10.80	3	11.55	12.23
	11.02 (1)		21.82 (6)		33.37 (6)	
7	2216	Gustav Lundholm NIELSEN	DEN	3 Aug 98	45.66 ^{PB}	
1	11.36	2	10.62	3	11.42	12.26
	11.36 (7)		21.98 (7)		33.40 (7)	
	2889	Carl BENGSTRÖM	SWE	13 Jan 00	DQ TR17.3.1	
1	11.26	2	10.54	3	11.62	
	11.26 (5)		21.80 (5)		33.42 (8)	

NOTE WA Rule TR17.3.1 - Lane infringement

RACE ANALYSIS



400 Metres Men - Round 1

First 3 of each heat (Q) plus 6 fastest times (q) qualify to Semi-Final

Heat 5 **6**

20 August 2023 10:57 START TIME

31° C TEMPERATURE 55 % HUMIDITY

1 100 m 2 200 m 3 300 m

1 2558 Antonio WATSON				JAM	11 Sep 01	44.77
1	11.40 11.40 (7)	2	10.16 21.56 (1)	3	11.21 32.77 (1)	12.00
2 2989 Quincy HALL				USA	31 Jul 98	44.86
1	11.38 11.38 (6)	2	10.38 21.76 (3)	3	11.29 33.05 (3)	11.81
3 2582 Yuki Joseph NAKAJIMA				JPN	30 Mar 02	45.15
1	11.36 11.36 (3)	2	10.43 21.79 (4)	3	11.16 32.95 (2)	12.20
4 2834 Lythe PILLAY				RSA	25 Feb 03	45.58
1	11.20 11.20 (2)	2	10.47 21.67 (2)	3	11.58 33.25 (5)	12.33
5 2881 Lionel SPITZ				SUI	12 Jan 01	45.69
1	11.37 11.37 (4)	2	10.48 21.85 (6)	3	11.33 33.18 (4)	12.51
6 2793 Karol ZALEWSKI				POL	7 Aug 93	46.53
1	11.37 11.37 (5)	2	10.66 22.03 (7)	3	11.77 33.80 (7)	12.73
7 2477 Christopher O'DONNELL				IRL	17 May 98	46.76
1	11.55 11.55 (8)	2	10.75 22.30 (8)	3	11.58 33.88 (8)	12.88
2067 Desean Anju L BOYCE				BAR	23 Oct 01	DNF
1	11.14 11.14 (1)	2	10.68 21.82 (5)	3	11.95 33.77 (6)	

RACE ANALYSIS



400 Metres Men - Round 1

First 3 of each heat (Q) plus 6 fastest times (q) qualify to Semi-Final

Heat 6 **6**

20 August 2023 11:05 START TIME

31° C TEMPERATURE 56 % HUMIDITY

1 100 m 2 200 m 3 300 m

1 2099 Bayapo NDORI				BOT	20 Jun 99	44.72
1	11.05	2	10.14	3	11.13	12.40
	11.05 (1)		21.19 (1)		32.32 (1)	
2 2079 Alexander DOOM				BEL	25 Apr 97	44.92 ^{PB}
1	11.50	2	10.09	3	11.31	12.02
	11.50 (5)		21.59 (3)		32.90 (3)	
3 2530 Zandrion BARNES				JAM	17 Aug 01	45.05
1	11.26	2	10.13	3	11.10	12.56
	11.26 (2)		21.39 (2)		32.49 (2)	
4 2107 Lucas CARVALHO				BRA	16 Jul 93	45.34
1	11.30	2	10.37	3	11.28	12.39
	11.30 (4)		21.67 (4)		32.95 (4)	
4 2389 Manuel SANDERS				GER	3 Apr 98	45.34
1	11.61	2	10.29	3	11.41	12.03
	11.61 (6)		21.90 (6)		33.31 (5)	
6 2207 Matěj KRSEK				CZE	13 May 00	45.99
1	11.69	2	10.76	3	11.36	12.18
	11.69 (7)		22.45 (7)		33.81 (7)	
7 2982 Bryce DEADMON				USA	26 Mar 97	46.20
1	11.30	2	10.51	3	11.67	12.72
	11.30 (3)		21.81 (5)		33.48 (6)	

RESULTS



400 Metres Men - Round 1

First 3 of each heat (Q) plus 6 fastest times (q) qualify to Semi-Final

RECORDS	RESULT	NAME	COUNTRY	AGE	VENUE	DATE
World Record WR	43.03	Wayde VAN NIEKERK	RSA	24	Rio de Janeiro (BRA)	14 Aug 2016
Championships Record CR	43.18	Michael JOHNSON	USA	32	Sevilla (ESP)	26 Aug 1999
World Leading WL	43.74	Steven GARDINER	BAH	28	Székesfehérvár (HUN)	18 Jul 2023
Area Record AR		National Record NR		Personal Best PB		Season Best SB

Heat 1

6

20 August 2023 10:26 START TIME

30° C TEMPERATURE
61 % HUMIDITY

PLACE	BIB	NAME	COUNTRY	DATE OF BIRTH	LANE	RESULT	REACTION	F _n
1	2060	Steven GARDINER	BAH	12 Sep 95	7	44.65	Q	0.197
2	2589	Kentaro SATO	JPN	16 Nov 94	6	44.77 (.767)	Q NR	0.172
3	2431	Attila MOLNÁR	HUN	17 Jan 02	9	44.84	Q NR	0.172
4	2833	Zakithi NENE	RSA	2 Apr 98	8	44.88	q	0.145
5	2646	Michael JOSEPH	LCA	1 Nov 02	5	45.04	q	0.153
6	2859	Aruna DHARSHANA	SRI	19 Jan 99	4	45.70		0.214
7	2625	Bonface Ontuga MWERESA	KEN	13 Nov 93	3	45.91		0.190

Heat 2

6

20 August 2023 10:33 START TIME

30° C TEMPERATURE
58 % HUMIDITY

PLACE	BIB	NAME	COUNTRY	DATE OF BIRTH	LANE	RESULT	REACTION	F _n
1	2842	Wayde VAN NIEKERK	RSA	15 Jul 92	4	44.57	Q	0.185
2	2349	Matthew HUDSON-SMITH	GBR	26 Oct 94	3	44.69	Q SB	0.177
3	2699	Liemarvin BONEVACIA	NED	5 Apr 89	7	44.78	Q SB	0.186
4	2097	Busang Collen KEBINATSHIPI	BOT	13 Feb 04	6	44.80	q PB	0.155
5	2019	Elián LARREGINA	ARG	20 Feb 00	8	45.42		0.181
6	2064	Alonzo RUSSELL	BAH	8 Feb 92	5	46.95		0.188
	2186	Anthony José ZAMBRANO	COL	17 Jan 98	9	DQ TR17.3.1		0.223

NOTE WA Rule TR17.3.1 - Lane infringement

Heat 3

6

20 August 2023 10:41 START TIME

30° C TEMPERATURE
58 % HUMIDITY

PLACE	BIB	NAME	COUNTRY	DATE OF BIRTH	LANE	RESULT	REACTION	F _n
1	2731	Håvard Bentdal INGVALDSEN	NOR	21 Sep 02	8	44.39	Q NR	0.218
2	3018	Vernon NORWOOD	USA	10 Apr 92	4	44.87	Q	0.194
3	2919	Jereem RICHARDS	TTO	13 Jan 94	2	45.15 (.149)	Q	0.153
4	2073	Dylan BORLÉE	BEL	20 Sep 92	6	45.24	q	0.160
5	2956	Oleksandr POHORILKO	UKR	16 Apr 00	3	45.37		0.233
6	2798	João COELHO	POR	4 Apr 99	9	45.38		0.273
7	2068	Jonathan JONES	BAR	6 Feb 99	7	46.03		0.156
	2878	Ricky PETRUCCIANI	SUI	30 Jun 00	5	DNS		

RESULTS
400 Metres Men - Round 1

Heat 4 **6**

20 August 2023 10:49 START TIME 31° C TEMPERATURE 55 % HUMIDITY

PLACE	BIB	NAME	COUNTRY	DATE OF BIRTH	LANE	RESULT	REACTION	Fn
1	2413	Kirani JAMES	GRN	1 Sep 92	6	44.91	Q	0.166
2	2588	Fuga SATO	JPN	1 Jun 96	5	44.97	Q PB	0.167
3	2529	Sean BAILEY	JAM	15 Jul 97	3	44.98	Q	0.183
4	2511	Davide RE	ITA	16 Mar 93	4	45.07	q SB	0.153
5	2101	Leungo SCOTCH	BOT	28 Feb 96	2	45.20	q	0.169
6	2722	Dubem NWACHUKWU	NGR	8 Feb 00	9	45.60		0.190
7	2216	Gustav Lundholm NIELSEN	DEN	3 Aug 98	7	45.66		0.176
	2889	Carl BENGSTRÖM	SWE	13 Jan 00	8	DQ TR17.3.1		0.191

NOTE WA Rule TR17.3.1 - Lane infringement

Heat 5 **6**

20 August 2023 10:57 START TIME 31° C TEMPERATURE 55 % HUMIDITY

PLACE	BIB	NAME	COUNTRY	DATE OF BIRTH	LANE	RESULT	REACTION	Fn
1	2558	Antonio WATSON	JAM	11 Sep 01	3	44.77 (.766)	Q	0.169
2	2989	Quincy HALL	USA	31 Jul 98	5	44.86	Q	0.181
3	2582	Yuki Joseph NAKAJIMA	JPN	30 Mar 02	4	45.15 (.147)	Q	0.181
4	2834	Lythe PILLAY	RSA	25 Feb 03	7	45.58		0.161
5	2881	Lionel SPITZ	SUI	12 Jan 01	9	45.69		0.180
6	2793	Karol ZALEWSKI	POL	7 Aug 93	2	46.53		0.168
7	2477	Christopher O'DONNELL	IRL	17 May 98	6	46.76		0.159
	2067	Desean Anju L. BOYCE	BAR	23 Oct 01	8	DNF		0.168

Heat 6 **6**

20 August 2023 11:05 START TIME 31° C TEMPERATURE 56 % HUMIDITY

PLACE	BIB	NAME	COUNTRY	DATE OF BIRTH	LANE	RESULT	REACTION	Fn
1	2099	Bayapo NDORI	BOT	20 Jun 99	8	44.72	Q	0.155
2	2079	Alexander DOOM	BEL	25 Apr 97	5	44.92 (.915)	Q PB	0.171
3	2530	Zandrion BARNES	JAM	17 Aug 01	9	45.05	Q	0.186
4	2107	Lucas CARVALHO	BRA	16 Jul 93	7	45.34 (.339)		0.175
4	2389	Manuel SANDERS	GER	3 Apr 98	6	45.34 (.339)		0.187
6	2207	Matěj KRSEK	CZE	13 May 00	3	45.99		0.147
7	2982	Bryce DEADMON	USA	26 Mar 97	4	46.20		0.170

ALL-TIME OUTDOOR TOP LIST

2023 OUTDOOR TOP LIST

RESULT	NAME	VENUE	DATE	RESULT	NAME	VENUE	2023
43.03	Wayde VAN NIEKERK (RSA)	Rio de Janeiro (BRA)	14 Aug 16	43.74	Steven GARDINER (BAH)	Székesfehérvár (HUN)	18 Jul
43.18	Michael JOHNSON (USA)	Sevilla (ESP)	26 Aug 99	43.91	Muzala SAMUKONGA (ZAM)	Gaborone (BOT)	29 Apr
43.29	Butch REYNOLDS (USA)	Zürich (SUI)	17 Aug 88	44.03	Rusheen MCDONALD (JAM)	Székesfehérvár (HUN)	18 Jul
43.45	Jeremy WARINER (USA)	Osaka (JPN)	31 Aug 07	44.08	Wayde VAN NIEKERK (RSA)	Chorzów (POL)	16 Jul
43.45	Michael NORMAN (USA)	Torrance, CA (USA)	20 Apr 19	44.21	Rai BENJAMIN (USA)	Los Angeles, CA (USA)	8 Apr
43.48	Steven GARDINER (BAH)	Doha (QAT)	4 Oct 19	44.22	Bryce DEADMON (USA)	Eugene, OR (USA)	8 Jul
43.50	Quincy WATTS (USA)	Barcelona (ESP)	5 Aug 92	44.24	Emmanuel BAMIDELE (NGR)	Austin, TX (USA)	9 Jun
43.64	Fred KERLEY (USA)	Des Moines, IA (USA)	27 Jul 19	44.25	Ryan WILLIE (USA)	Austin, TX (USA)	9 Jun
43.65	LaShawn MERRITT (USA)	Beijing (CHN)	26 Aug 15	44.39	Vernon NORWOOD (USA)	Eugene, OR (USA)	8 Jul
43.70	Champion ALLISON (USA)	Eugene, OR (USA)	25 Jun 22	44.39	Håvard Bentsdal INGVALDSEN (NOR)	Budapest	20 Aug

RESULTS



800 Metres Men - Final

RECORDS	RESULT	NAME	COUNTRY	AGE	VENUE	DATE
World Record WR	1:40.91	David RUDISHA	KEN	24	London (GBR)	9 Aug 2012
Championships Record CR	1:42.34	Donavan BRAZIER	USA	22	Doha (QAT)	1 Oct 2019
World Leading WL	1:43.22	Wyclife KINYAMAL	KEN	26	Monaco (MON)	21 Jul 2023
Area Record AR		National Record NR		Personal Best PB		Season Best SB

26 August 2023 20:32 START TIME 32° C TEMPERATURE 46 % HUMIDITY

PLACE	BIB	NAME	COUNTRY	DATE of BIRTH	LANE	RESULT
1	2134	Marco AROP	CAN	20 Sep 98	7	1:44.24
2	2629	Emmanuel WANYONYI	KEN	1 Aug 04	5	1:44.53
3	2356	Ben PATTISON	GBR	15 Dec 01	2	1:44.83
4	2237	Adrián BEN	ESP	4 Aug 98	9	1:44.91
5	2009	Slimane MOULA	ALG	25 Feb 99	6	1:44.95
6	2098	Tshepiso MASALELA	BOT	25 May 99	3	1:45.57
7	2995	Bryce HOPPEL	USA	5 Sep 97	4	1:46.02
	2010	Djamel SEDJATI	ALG	3 May 99	8	DQ L

NOTE WA Rule L - TR17.4.3 or TR17.4.4

INTERMEDIATE TIMES

100 m	12.63 Ben PATTISON	200 m	25.32 Emmanuel WANYONYI
300 m	38.82 Emmanuel WANYONYI	400 m	52.68 Emmanuel WANYONYI
500 m	1:06.43 Emmanuel WANYONYI	600 m	1:19.21 Marco AROP
700 m	1:31.63 Marco AROP		

ALL-TIME OUTDOOR TOP LIST

RESULT	NAME	VENUE	DATE
1:40.91	David RUDISHA (KEN)	London (GBR)	9 Aug 12
1:41.11	Wilson KIPKETER (DEN)	Köln (GER)	24 Aug 97
1:41.73	Sebastian COE (GBR)	Firenze (ITA)	10 Jun 81
1:41.73	Nijel AMOS (BOT)	London (GBR)	9 Aug 12
1:41.77	Joaquim CRUZ (BRA)	Köln (GER)	26 Aug 84
1:42.05	Emmanuel Kipkurui KORIR (KEN)	London (GBR)	22 Jul 18
1:42.23	Abubaker KAKI (SUD)	Oslo (NOR)	4 Jun 10
1:42.28	Sammy KOSKEI (KEN)	Köln (GER)	26 Aug 84
1:42.34	Wilfred BUNGEI (KEN)	Rieti (ITA)	8 Sep 02
1:42.34	Donavan BRAZIER (USA)	Doha (QAT)	1 Oct 19

2023 OUTDOOR TOP LIST

RESULT	NAME	VENUE	2023
1:43.22	Wyclife KINYAMAL (KEN)	Monaco (MON)	21 Jul
1:43.27	Emmanuel WANYONYI (KEN)	Paris (FRA)	9 Jun
1:43.30	Marco AROP (CAN)	Paris (FRA)	9 Jun
1:43.38	Slimane MOULA (ALG)	Paris (FRA)	9 Jun
1:43.40	Djamel SEDJATI (ALG)	Paris (FRA)	9 Jun
1:43.48	Benjamin ROBERT (FRA)	Paris (FRA)	9 Jun
1:43.85	Max BURGIN (GBR)	London (GBR)	23 Jul
1:43.90	Azeddine HABZ (FRA)	Paris (FRA)	9 Jun
1:43.92	Adrián BEN (ESP)	Budapest	24 Aug
1:43.95	Daniel ROWDEN (GBR)	Monaco (MON)	21 Jul
1:43.95	Bryce HOPPEL (USA)	Monaco (MON)	21 Jul

RACE ANALYSIS



800 Metres Men - Final

26 August 2023 20:32 START TIME 32° C 46 %
TEMPERATURE HUMIDITY

1	100 m	2	200 m	3	300 m	4	400 m	5	500 m	6	600 m	7	700 m		
1	2134	Marco AROP											CAN	20 Sep 98	1:44.24
1	13.25	2	12.70	3	13.87	4	13.56	5	13.57	6	12.26	7	12.42		12.61
	13.25 (8)		25.95 (7)		39.82 (8)		53.38 (8)		1:06.95 (6)		1:19.21 (1)		1:31.63 (1)		
2	2629	Emmanuel WANYONYI											KEN	1 Aug 04	1:44.53
1	12.80	2	12.52	3	13.50	4	13.86	5	13.75	6	13.02	7	12.51		12.57
	12.80 (4)		25.32 (1)		38.82 (1)		52.68 (1)		1:06.43 (1)		1:19.45 (4)		1:31.96 (2)		
3	2356	Ben PATTISON											GBR	15 Dec 01	1:44.83
1	12.63	2	12.71	3	13.81	4	13.71	5	13.74	6	13.11	7	12.51		12.61
	12.63 (1)		25.34 (2)		39.15 (2)		52.86 (2)		1:06.60 (2)		1:19.71 (6)		1:32.22 (4)		
4	2237	Adrián BEN											ESP	4 Aug 98	1:44.91
1	13.07	2	12.78	3	13.73	4	13.69	5	13.79	6	13.00	7	12.57		12.28
	13.07 (7)		25.85 (6)		39.58 (6)		53.27 (7)		1:07.06 (8)		1:20.06 (8)		1:32.63 (8)		
5	2009	Slimane MOULA											ALG	25 Feb 99	1:44.95
1	13.06	2	12.53	3	14.00	4	13.66	5	13.81	6	12.73	7	12.78		12.38
	13.06 (6)		25.59 (4)		39.59 (7)		53.25 (6)		1:07.06 (7)		1:19.79 (7)		1:32.57 (6)		
6	2098	Tshepiso MASALELA											BOT	25 May 99	1:45.57
1	12.67	2	12.87	3	13.63	4	13.73	5	13.70	6	12.85	7	12.72		13.40
	12.67 (2)		25.54 (3)		39.17 (3)		52.90 (3)		1:06.60 (3)		1:19.45 (3)		1:32.17 (3)		
7	2995	Bryce HOPPEL											USA	5 Sep 97	1:46.02
1	12.78	2	12.88	3	13.64	4	13.78	5	13.86	6	12.74	7	12.90		13.44
	12.78 (3)		25.66 (5)		39.30 (4)		53.08 (5)		1:06.94 (5)		1:19.68 (5)		1:32.58 (7)		
2010	Djamel SEDJATI											ALG	3 May 99	DQ L	
1	12.91	2	14.04	3	12.38	4	13.71	5	13.70	6	12.68	7	12.85		
	12.91 (5)		26.95 (8)		39.33 (5)		53.04 (4)		1:06.74 (4)		1:19.42 (2)		1:32.27 (5)		

NOTE WA Rule L - TR17.4.3 or TR17.4.4

RESULT PROGRESSION



800 Metres Men - Final

RECORDS	RESULT	NAME	COUNTRY	AGE	VENUE	DATE
World Record WR	1:40.91	David RUDISHA	KEN	24	London (GBR)	9 Aug 2012
Championships Record CR	1:42.34	Donavan BRAZIER	USA	22	Doha (QAT)	1 Oct 2019
World Leading WL	1:43.22	Wyclife KINYAMAL	KEN	26	Monaco (MON)	21 Jul 2023
Area Record AR		National Record NR		Personal Best PB		Season Best SB

26 August 2023

RANK	BIB	NAME	COUNTRY	DATE of BIRTH	PHASE	HEAT	LANE	PLACE	RESULT
1	2134	Marco AROP	CAN	20 Sep 98	Final	1	7	1	1:44.24
					Semi-Final	2	5	4	1:44.02 Q
					Round 1	7	5	2	1:45.05 Q
2	2629	Emmanuel WANYONYI	KEN	1 Aug 04	Final	1	5	2	1:44.53
					Semi-Final	3	8	1	1:43.83 Q
					Round 1	1	6	1	1:44.92 Q
3	2356	Ben PATTISON	GBR	15 Dec 01	Final	1	2	3	1:44.83
					Semi-Final	1	5	7	1:44.23 q
					Round 1	5	6	25	1:46.57 Q
4	2237	Adrián BEN	ESP	4 Aug 98	Final	1	9	4	1:44.91
					Semi-Final	3	4	2	1:43.92 Q PB
					Round 1	4	9	8	1:45.37 Q
5	2009	Slimane MOULA	ALG	25 Feb 99	Final	1	6	5	1:44.95
					Semi-Final	1	8	3	1:43.93 Q
					Round 1	6	8	17	1:45.76 Q
6	2098	Tshepiso MASALELA	BOT	25 May 99	Final	1	3	6	1:45.57
					Semi-Final	1	3	6	1:44.14 Q PB
					Round 1	1	4	14	1:45.60 q
7	2995	Bryce HOPPEL	USA	5 Sep 97	Final	1	4	7	1:46.02
					Semi-Final	3	5	5	1:44.04 q
					Round 1	4	4	13	1:45.56 Q
2010	Djamel SEDJATI	ALG	3 May 99	Final	1	8		DQ L	
				Semi-Final	2	6	13	1:44.49 Q	
				Round 1	3	5	40	1:47.87 Q	

NOTE WA Rule L - TR17.4.3 or TR17.4.4

ALL-TIME OUTDOOR TOP LIST				2023 OUTDOOR TOP LIST			
RESULT	NAME	VENUE	DATE	RESULT	NAME	VENUE	2023
1:40.91	David RUDISHA (KEN)	London (GBR)	9 Aug 12	1:43.22	Wyclife KINYAMAL (KEN)	Monaco (MON)	21 Jul
1:41.11	Wilson KIPKETER (DEN)	Köln (GER)	24 Aug 97	1:43.27	Emmanuel WANYONYI (KEN)	Paris (FRA)	9 Jun
1:41.73	Sebastian COE (GBR)	Firenze (ITA)	10 Jun 81	1:43.30	Marco AROP (CAN)	Paris (FRA)	9 Jun
1:41.73	Nijel AMOS (BOT)	London (GBR)	9 Aug 12	1:43.38	Slimane MOULA (ALG)	Paris (FRA)	9 Jun
1:41.77	Joaquim CRUZ (BRA)	Köln (GER)	26 Aug 84	1:43.40	Djamel SEDJATI (ALG)	Paris (FRA)	9 Jun
1:42.05	Emmanuel Kipkurui KORIR (KEN)	London (GBR)	22 Jul 18	1:43.48	Benjamin ROBERT (FRA)	Paris (FRA)	9 Jun
1:42.23	Abubaker KAKI (SUD)	Oslo (NOR)	4 Jun 10	1:43.85	Max BURGIN (GBR)	London (GBR)	23 Jul
1:42.28	Sammy KOSKEI (KEN)	Köln (GER)	26 Aug 84	1:43.90	Azeddine HABZ (FRA)	Paris (FRA)	9 Jun
1:42.34	Wilfred BUNGEI (KEN)	Rieti (ITA)	8 Sep 02	1:43.92	Adrián BEN (ESP)	Budapest	24 Aug
1:42.34	Donavan BRAZIER (USA)	Doha (QAT)	1 Oct 19	1:43.95	Daniel ROWDEN (GBR)	Monaco (MON)	21 Jul
				1:43.95	Bryce HOPPEL (USA)	Monaco (MON)	21 Jul

SUMMARY





800 Metres Men - Semi-Final

First 2 of each heat (Q) plus 2 fastest times (q) qualify to Final

RECORDS	RESULT	NAME	COUNTRY	AGE	VENUE	DATE
World Record WR	1:40.91	David RUDISHA	KEN	24	London (GBR)	9 Aug 2012
Championships Record CR	1:42.34	Donavan BRAZIER	USA	22	Doha (QAT)	1 Oct 2019
World Leading WL	1:43.22	Wyclife KINYAMAL	KEN	26	Monaco (MON)	21 Jul 2023
Area Record AR		National Record NR		Personal Best PB		Season Best SB

24 August 2023

RANK	PLACE	HEAT	LANE	BIB	NAME	COUNTRY	DATE OF BIRTH	RESULT	
1	1	3	8	2629	 Emmanuel WANYONYI	KEN	1 Aug 04	1:43.83	Q
2	2	3	4	2237	Adrián BEN	ESP	4 Aug 98	1:43.92	Q PB
3	1	1	8	2009	Slimane MOULA	ALG	25 Feb 99	1:43.93	Q
4	1	2	5	2134	Marco AROP	CAN	20 Sep 98	1:44.02	Q
5	3	3	5	2995	Bryce HOPPEL	USA	5 Sep 97	1:44.04	q
6	2	1	3	2098	Tshepiso MASALELA	BOT	25 May 99	1:44.14	Q PB
7	3	1	5	2356	Ben PATTISON	GBR	15 Dec 01	1:44.23	q
8	4	1	2	2766	Mateusz BORKOWSKI	POL	2 Apr 97	1:44.30 (.291)	PB
9	4	3	6	2318	Yanis MEZIANE	FRA	26 Jan 02	1:44.30 (.298)	PB
10	5	3	9	2489	Simone BARONTINI	ITA	5 Jan 99	1:44.34	PB
11	5	1	4	2236	Mohamed ATTAOUI	ESP	26 Sep 01	1:44.35	PB
12	6	1	7	2325	Benjamin ROBERT	FRA	4 Jan 98	1:44.38	
13	2	2	6	2010	 Djamel SEDJATI	ALG	3 May 99	1:44.49	Q
14	7	1	9	2660	Abdelati EL GUESSE	MAR	27 Feb 93	1:44.55	
15	6	3	2	2896	Andreas KRAMER	SWE	13 Apr 97	1:44.57	SB
16	3	2	4	2256	Saúl ORDÓÑEZ	ESP	10 Apr 94	1:44.74	
17	4	2	2	2520	Catalin TECUCEANU	ITA	9 Sep 99	1:44.79	PB
18	5	2	9	2329	Gabriel TUAL	FRA	9 Apr 98	1:44.83	
19	7	3	3	2471	Mark ENGLISH	IRL	18 Mar 93	1:45.14	SB
20	6	2	3	2781	Filip OSTROWSKI	POL	12 Jul 01	1:45.30	PB
21	7	2	7	2358	Daniel ROWDEN	GBR	9 Sep 97	1:45.38	
22	8	2	8	2617	Alex Ngeno KIPNGETICH	KEN	17 Aug 00	1:45.56	
23	8	3	7	2341	Max BURGIN	GBR	20 May 02	1:47.60	
24	8	1	6	2036	Joseph DENG	AUS	7 Jul 98	1:48.12	

NOTE  BIB 2010 (Djamel SEDJATI) - TR17.4.3 or TR17.4.4
 BIB 2629 (Emmanuel WANYONYI) - TR17.4.3 or TR17.4.4

ALL-TIME OUTDOOR TOP LIST

RESULT	NAME	VENUE	DATE
1:40.91	David RUDISHA (KEN)	London (GBR)	9 Aug 12
1:41.11	Wilson KIPKETER (DEN)	Köln (GER)	24 Aug 97
1:41.73	Sebastian COE (GBR)	Firenze (ITA)	10 Jun 81
1:41.73	Nijel AMOS (BOT)	London (GBR)	9 Aug 12
1:41.77	Joaquim CRUZ (BRA)	Köln (GER)	26 Aug 84
1:42.05	Emmanuel Kipkurui KORIR (KEN)	London (GBR)	22 Jul 18
1:42.23	Abubaker KAKI (SUD)	Oslo (NOR)	4 Jun 10
1:42.28	Sammy KOSKEI (KEN)	Köln (GER)	26 Aug 84
1:42.34	Wilfred BUNGEI (KEN)	Rieti (ITA)	8 Sep 02
1:42.34	Donavan BRAZIER (USA)	Doha (QAT)	1 Oct 19

2023 OUTDOOR TOP LIST

RESULT	NAME	VENUE	2023
1:43.22	Wyclife KINYAMAL (KEN)	Monaco (MON)	21 Jul
1:43.27	Emmanuel WANYONYI (KEN)	Paris (FRA)	9 Jun
1:43.30	Marco AROP (CAN)	Paris (FRA)	9 Jun
1:43.38	Slimane MOULA (ALG)	Paris (FRA)	9 Jun
1:43.40	Djamel SEDJATI (ALG)	Paris (FRA)	9 Jun
1:43.48	Benjamin ROBERT (FRA)	Paris (FRA)	9 Jun
1:43.85	Max BURGIN (GBR)	London (GBR)	23 Jul
1:43.90	Azeddine HABZ (FRA)	Paris (FRA)	9 Jun
1:43.92	Adrián BEN (ESP)	Budapest	24 Aug
1:43.95	Daniel ROWDEN (GBR)	Monaco (MON)	21 Jul
1:43.95	Bryce HOPPEL (USA)	Monaco (MON)	21 Jul

RACE ANALYSIS



800 Metres Men - Semi-Final

First 2 of each heat (Q) plus 2 fastest times (q) qualify to Final

Heat 1 **3**

24 August 2023 20:50 START TIME

28° C TEMPERATURE 47 % HUMIDITY

1	100 m	2	200 m	3	300 m	4	400 m	5	500 m	6	600 m	7	700 m
---	-------	---	-------	---	-------	---	-------	---	-------	---	-------	---	-------

1	2009	Slimane MOULA												ALG	25 Feb 99	1:43.93
1	12.71	2	11.87	3	14.90	4	11.06	5	13.69	6	12.87	7	13.61		13.22	
	12.71 (5)		24.58 (3)		39.48 (7)		50.54 (1)		1:04.23 (2)		1:17.10 (1)		1:30.71 (2)			
2	2098	Tshepiso MASALELA												BOT	25 May 99	1:44.14 ^{PB}
1	12.57	2	12.39	3	12.64	4	13.48	5	13.63	6	12.81	7	13.45		13.17	
	12.57 (2)		24.96 (6)		37.60 (4)		51.08 (7)		1:04.71 (7)		1:17.52 (5)		1:30.97 (6)			
3	2356	Ben PATTISON												GBR	15 Dec 01	1:44.23
1	12.72	2	11.45	3	13.14	4	13.55	5	13.76	6	12.65	7	13.62		13.34	
	12.72 (6)		24.17 (1)		37.31 (2)		50.86 (5)		1:04.62 (5)		1:17.27 (4)		1:30.89 (4)			
4	2766	Mateusz BORKOWSKI												POL	2 Apr 97	1:44.30 ^{PB}
1	13.03	2	12.44	3	12.66	4	13.24	5	13.63	6	12.93	7	13.35		13.02	
	13.03 (8)		25.47 (8)		38.13 (6)		51.37 (8)		1:05.00 (8)		1:17.93 (8)		1:31.28 (7)			
5	2236	Mohamed ATTAUI												ESP	26 Sep 01	1:44.35 ^{PB}
1	12.59	2	12.10	3	12.65	4	13.34	5	13.63	6	12.95	7	13.42		13.67	
	12.59 (3)		24.69 (5)		37.34 (3)		50.68 (3)		1:04.31 (4)		1:17.26 (3)		1:30.68 (1)			
6	2325	Benjamin ROBERT												FRA	4 Jan 98	1:44.38
1	12.67	2	12.29	3	12.66	4	13.40	5	13.69	6	12.98	7	13.24		13.45	
	12.67 (4)		24.96 (6)		37.62 (5)		51.02 (6)		1:04.71 (6)		1:17.69 (7)		1:30.93 (5)			
7	2660	Abdelati EL GUESSE												MAR	27 Feb 93	1:44.55
1	12.95	2	11.69	3	15.45	4	10.64	5	13.57	6	12.87	7	13.58		13.80	
	12.95 (7)		24.64 (4)		40.09 (8)		50.73 (4)		1:04.30 (3)		1:17.17 (2)		1:30.75 (3)			
8	2036	Joseph DENG												AUS	7 Jul 98	1:48.12
1	12.33	2	12.14	3	12.61	4	13.47	5	13.54	6	13.43	7	14.54		16.06	
	12.33 (1)		24.47 (2)		37.08 (1)		50.55 (2)		1:04.09 (1)		1:17.52 (5)		1:32.06 (8)			

RACE ANALYSIS



800 Metres Men - Semi-Final

First 2 of each heat (Q) plus 2 fastest times (q) qualify to Final

Heat 2 **3**

24 August 2023 20:59 START TIME

28° C TEMPERATURE 48 % HUMIDITY

1	100 m	2	200 m	3	300 m	4	400 m	5	500 m	6	600 m	7	700 m
---	-------	---	-------	---	-------	---	-------	---	-------	---	-------	---	-------

1	2134	Marco AROP												CAN	20 Sep 98	1:44.02
1	12.66	2	11.63	3	13.27	4	11.60	5	15.72	6	13.37	7	12.43			13.34
	12.66 (3)		24.29 (1)		37.56 (1)		49.16 (1)		1:04.88 (1)		1:18.25 (2)		1:30.68 (1)			

2	2010	Djamel SEDJATI												ALG	3 May 99	1:44.49
1	12.59	2	11.92	3	13.25	4	13.87	5	13.61	6	13.21	7	12.47			13.57
	12.59 (1)		24.51 (4)		37.76 (3)		51.63 (4)		1:05.24 (3)		1:18.45 (3)		1:30.92 (2)			

3	2256	Saúl ORDÓÑEZ												ESP	10 Apr 94	1:44.74
1	12.86	2	11.84	3	13.06	4	13.27	5	14.46	6	13.23	7	12.56			13.46
	12.86 (6)		24.70 (6)		37.76 (4)		51.03 (2)		1:05.49 (6)		1:18.72 (5)		1:31.28 (3)			

4	2520	Catalin TECUCEANU												ITA	9 Sep 99	1:44.79 ^{PB}
1	12.97	2	11.51	3	13.61	4	13.68	5	13.89	6	13.35	7	12.55			13.23
	12.97 (7)		24.48 (3)		38.09 (7)		51.77 (6)		1:05.66 (7)		1:19.01 (7)		1:31.56 (6)			

5	2329	Gabriel TUAL												FRA	9 Apr 98	1:44.83
1	12.66	2	11.89	3	13.30	4	13.95	5	13.60	6	13.38	7	12.82			13.23
	12.66 (4)		24.55 (5)		37.85 (5)		51.80 (7)		1:05.40 (5)		1:18.78 (6)		1:31.60 (7)			

6	2781	Filip OSTROWSKI												POL	12 Jul 01	1:45.30 ^{PB}
1	13.06	2	11.99	3	12.86	4	14.07	5	13.77	6	13.27	7	13.82			12.46
	13.06 (8)		25.05 (8)		37.91 (6)		51.98 (8)		1:05.75 (8)		1:19.02 (8)		1:32.84 (8)			

7	2358	Daniel ROWDEN												GBR	9 Sep 97	1:45.38
1	12.65	2	11.81	3	15.76	4	11.35	5	13.52	6	12.67	7	13.54			14.08
	12.65 (2)		24.46 (2)		40.22 (8)		51.57 (3)		1:05.09 (2)		1:17.76 (1)		1:31.30 (4)			

8	2617	Alex Ngeno KIPNGETICH												KEN	17 Aug 00	1:45.56
1	12.78	2	12.01	3	12.93	4	13.92	5	13.64	6	13.38	7	12.81			14.09
	12.78 (5)		24.79 (7)		37.72 (2)		51.64 (5)		1:05.28 (4)		1:18.66 (4)		1:31.47 (5)			

RACE ANALYSIS



800 Metres Men - Semi-Final

First 2 of each heat (Q) plus 2 fastest times (q) qualify to Final

Heat 3 **3**

24 August 2023 21:09 START TIME

28° C TEMPERATURE 48 % HUMIDITY

1	100 m	2	200 m	3	300 m	4	400 m	5	500 m	6	600 m	7	700 m
---	-------	---	-------	---	-------	---	-------	---	-------	---	-------	---	-------

1		2		3		4		5		6		7		Final	
1 2629		Emmanuel WANYONYI												KEN 1 Aug 04 1:43.83	
1	12.40	2	12.09	3	13.60	4	11.64	5	13.56	6	13.34	7	13.72	13.48	
12.40 (3)		24.49 (6)		38.09 (8)		49.73 (5)		1:03.29 (3)		1:16.63 (1)		1:30.35 (1)			
2 2237		Adrián BEN												ESP 4 Aug 98 1:43.92 ^{PB}	
1	12.69	2	12.04	3	12.79	4	12.76	5	13.65	6	13.90	7	13.13	12.96	
12.69 (8)		24.73 (7)		37.52 (6)		50.28 (7)		1:03.93 (7)		1:17.83 (4)		1:30.96 (6)			
3 2995		Bryce HOPPEL												USA 5 Sep 97 1:44.04	
1	12.55	2	11.37	3	12.71	4	12.90	5	13.59	6	14.61	7	12.81	13.50	
12.55 (6)		23.92 (2)		36.63 (2)		49.53 (2)		1:03.12 (2)		1:17.73 (2)		1:30.54 (2)			
4 2318		Yanis MEZIANE												FRA 26 Jan 02 1:44.30 ^{PB}	
1	12.39	2	11.75	3	12.57	4	12.90	5	13.84	6	14.33	7	12.92	13.60	
12.39 (1)		24.14 (3)		36.71 (3)		49.61 (3)		1:03.45 (4)		1:17.78 (3)		1:30.70 (3)			
5 2489		Simone BARONTINI												ITA 5 Jan 99 1:44.34 ^{PB}	
1	12.48	2	12.35	3	12.79	4	12.79	5	13.63	6	13.89	7	12.88	13.53	
12.48 (4)		24.83 (8)		37.62 (7)		50.41 (8)		1:04.04 (8)		1:17.93 (5)		1:30.81 (4)			
6 2896		Andreas KRAMER												SWE 13 Apr 97 1:44.57 ^{SB}	
1	12.56	2	11.83	3	12.87	4	12.73	5	13.72	6	14.51	7	12.96	13.39	
12.56 (7)		24.39 (5)		37.26 (5)		49.99 (6)		1:03.71 (6)		1:18.22 (8)		1:31.18 (7)			
7 2471		Mark ENGLISH												IRL 18 Mar 93 1:45.14 ^{SB}	
1	12.49	2	11.66	3	12.67	4	12.89	5	13.74	6	14.59	7	12.89	14.21	
12.49 (5)		24.15 (4)		36.82 (4)		49.71 (4)		1:03.45 (4)		1:18.04 (7)		1:30.93 (5)			
8 2341		Max BURGIN												GBR 20 May 02 1:47.60	
1	12.40	2	11.52	3	12.56	4	12.93	5	13.57	6	14.97	7	13.78	15.87	
12.40 (2)		23.92 (1)		36.48 (1)		49.41 (1)		1:02.98 (1)		1:17.95 (6)		1:31.73 (8)			

RESULTS



800 Metres Men - Semi-Final

First 2 of each heat (Q) plus 2 fastest times (q) qualify to Final

RECORDS	RESULT	NAME	COUNTRY	AGE	VENUE	DATE
World Record WR	1:40.91	David RUDISHA	KEN	24	London (GBR)	9 Aug 2012
Championships Record CR	1:42.34	Donavan BRAZIER	USA	22	Doha (QAT)	1 Oct 2019
World Leading WL	1:43.22	Wyclife KINYAMAL	KEN	26	Monaco (MON)	21 Jul 2023
Area Record AR		National Record NR		Personal Best PB		Season Best SB

Heat 1

3

24 August 2023 20:50 START TIME

28° C TEMPERATURE 47 % HUMIDITY

PLACE	BIB	NAME	COUNTRY	DATE of BIRTH	LANE	RESULT	
1	2009	Slimane MOULA	ALG	25 Feb 99	8	1:43.93	Q
2	2098	Tshepiso MASALELA	BOT	25 May 99	3	1:44.14	Q PB
3	2356	Ben PATTISON	GBR	15 Dec 01	5	1:44.23	q
4	2766	Mateusz BORKOWSKI	POL	2 Apr 97	2	1:44.30 (.291)	PB
5	2236	Mohamed ATTAOUI	ESP	26 Sep 01	4	1:44.35	PB
6	2325	Benjamin ROBERT	FRA	4 Jan 98	7	1:44.38	
7	2660	Abdelati EL GUESSE	MAR	27 Feb 93	9	1:44.55	
8	2036	Joseph DENG	AUS	7 Jul 98	6	1:48.12	

INTERMEDIATE TIMES

100 m	12.33	Joseph DENG	200 m	24.17	Ben PATTISON
300 m	37.08	Joseph DENG	400 m	50.54	Slimane MOULA
500 m	1:04.09	Joseph DENG	600 m	1:17.10	Slimane MOULA
700 m	1:30.68	Mohamed ATTAOUI			

Heat 2

3

24 August 2023 20:59 START TIME

28° C TEMPERATURE 48 % HUMIDITY

PLACE	BIB	NAME	COUNTRY	DATE of BIRTH	LANE	RESULT	
1	2134	Marco AROP	CAN	20 Sep 98	5	1:44.02	Q
2	2010	Djamel SEDJATI	ALG	3 May 99	6	1:44.49	Q
3	2256	Saúl ORDÓÑEZ	ESP	10 Apr 94	4	1:44.74	
4	2520	Catalin TECUCEANU	ITA	9 Sep 99	2	1:44.79	PB
5	2329	Gabriel TUAL	FRA	9 Apr 98	9	1:44.83	
6	2781	Filip OSTROWSKI	POL	12 Jul 01	3	1:45.30	PB
7	2358	Daniel ROWDEN	GBR	9 Sep 97	7	1:45.38	
8	2617	Alex Ngeno KIPNGETICH	KEN	17 Aug 00	8	1:45.56	

NOTE BIB 2010 (Djamel SEDJATI) - TR17.4.3 or TR17.4.4

INTERMEDIATE TIMES

100 m	12.59	Djamel SEDJATI	200 m	24.29	Marco AROP
300 m	37.56	Marco AROP	400 m	49.16	Marco AROP
500 m	1:04.88	Marco AROP	600 m	1:17.76	Daniel ROWDEN
700 m	1:30.68	Marco AROP			

RESULTS
800 Metres Men - Semi-Final

Heat 3







3

24 August 2023

21:09 START TIME

28° C
TEMPERATURE

48 %
HUMIDITY

PLACE	BIB	NAME	COUNTRY	DATE of BIRTH	LANE	RESULT	
1	2629	 Emmanuel WANYONYI	KEN	1 Aug 04	8	1:43.83	Q
2	2237	Adrián BEN	ESP	4 Aug 98	4	1:43.92	Q 
3	2995	Bryce HOPPEL	USA	5 Sep 97	5	1:44.04	q
4	2318	Yanis MEZIANE	FRA	26 Jan 02	6	1:44.30 (.298)	
5	2489	Simone BARONTINI	ITA	5 Jan 99	9	1:44.34	
6	2896	Andreas KRAMER	SWE	13 Apr 97	2	1:44.57	
7	2471	Mark ENGLISH	IRL	18 Mar 93	3	1:45.14	
8	2341	Max BURGIN	GBR	20 May 02	7	1:47.60	

NOTE  BIB 2629 (Emmanuel WANYONYI) - TR17.4.3 or TR17.4.4

INTERMEDIATE TIMES

100 m	12.39 Yanis MEZIANE	200 m	23.92 Max BURGIN
300 m	36.48 Max BURGIN	400 m	49.41 Max BURGIN
500 m	1:02.98 Max BURGIN	600 m	1:16.63 Emmanuel WANYONYI
700 m	1:30.35 Emmanuel WANYONYI		

ALL-TIME OUTDOOR TOP LIST

RESULT	NAME	VENUE	DATE
1:40.91	David RUDISHA (KEN)	London (GBR)	9 Aug 12
1:41.11	Wilson KIPKETER (DEN)	Köln (GER)	24 Aug 97
1:41.73	Sebastian COE (GBR)	Firenze (ITA)	10 Jun 81
1:41.73	Nijel AMOS (BOT)	London (GBR)	9 Aug 12
1:41.77	Joaquim CRUZ (BRA)	Köln (GER)	26 Aug 84
1:42.05	Emmanuel Kipkurui KORIR (KEN)	London (GBR)	22 Jul 18
1:42.23	Abubaker KAKI (SUD)	Oslo (NOR)	4 Jun 10
1:42.28	Sammy KOSKEI (KEN)	Köln (GER)	26 Aug 84
1:42.34	Wilfred BUNGEI (KEN)	Rieti (ITA)	8 Sep 02
1:42.34	Donavan BRAZIER (USA)	Doha (QAT)	1 Oct 19

2023 OUTDOOR TOP LIST

RESULT	NAME	VENUE	2023
1:43.22	Wyclife KINYAMAL (KEN)	Monaco (MON)	21 Jul
1:43.27	Emmanuel WANYONYI (KEN)	Paris (FRA)	9 Jun
1:43.30	Marco AROP (CAN)	Paris (FRA)	9 Jun
1:43.38	Slimane MOULA (ALG)	Paris (FRA)	9 Jun
1:43.40	Djamel SEDJATI (ALG)	Paris (FRA)	9 Jun
1:43.48	Benjamin ROBERT (FRA)	Paris (FRA)	9 Jun
1:43.85	Max BURGIN (GBR)	London (GBR)	23 Jul
1:43.90	Azeddine HABZ (FRA)	Paris (FRA)	9 Jun
1:43.92	Adrián BEN (ESP)	Budapest	24 Aug
1:43.95	Daniel ROWDEN (GBR)	Monaco (MON)	21 Jul
1:43.95	Bryce HOPPEL (USA)	Monaco (MON)	21 Jul

SUMMARY



800 Metres Men - Round 1

First 3 of each heat (Q) plus 3 fastest times (q) qualify to Semi-Final

BIB 2528 DISQUALIFIED

RECORDS	RESULT	NAME	COUNTRY	AGE	VENUE	DATE
World Record WR	1:40.91	David RUDISHA	KEN	24	London (GBR)	9 Aug 2012
Championships Record CR	1:42.34	Donavan BRAZIER	USA	22	Doha (QAT)	1 Oct 2019
World Leading WL	1:43.22	Wyclife KINYAMAL	KEN	26	Monaco (MON)	21 Jul 2023
Area Record AR		National Record NR		Personal Best PB		Season Best SB

22 August 2023

RANK	PLACE	HEAT	LANE	BIB	NAME	COUNTRY	DATE OF BIRTH	RESULT	
1	1	1	6	2629	Emmanuel WANYONYI	KEN	1 Aug 04	1:44.92	Q
2	1	7	5	2134	Marco AROP	CAN	20 Sep 98	1:45.05	Q
3	2	1	2	2329	Gabriel TUAL	FRA	9 Apr 98	1:45.10	Q
4	2	7	8	2489	Simone BARONTINI	ITA	5 Jan 99	1:45.21	Q
5	1	6	9	2660	Abdelati EL GUESSE	MAR	27 Feb 93	1:45.24	Q
6	3	7	2	2318	Yanis MEZIANE	FRA	26 Jan 02	1:45.30	Q
7	3	1	7	2520	Catalin TECUCEANU	ITA	9 Sep 99	1:45.31	Q
8	1	4	9	2237	Adrián BEN	ESP	4 Aug 98	1:45.37	Q
9	1	2	6	2766	Mateusz BORKOWSKI	POL	2 Apr 97	1:45.40	Q
10	2	6	3	2896	Andreas KRAMER	SWE	13 Apr 97	1:45.42	Q
11	2	2	4	2341	Max BURGIN	GBR	20 May 02	1:45.43	Q
12	3	2	3	2036	Joseph DENG	AUS	7 Jul 98	1:45.48	Q
13	2	4	4	2995	Bryce HOPPEL	USA	5 Sep 97	1:45.56	Q
14	4	1	4	2098	Tshepiso MASALELA	BOT	25 May 99	1:45.60	q
15	3	4	2	2358	Daniel ROWDEN	GBR	9 Sep 97	1:45.67	Q
16	4	2	2	2471	Mark ENGLISH	IRL	18 Mar 93	1:45.71	q SB
17	3	6	8	2009	Slimane MOULA	ALG	25 Feb 99	1:45.76 (.755)	Q
17	4	4	5	2781	Filip OSTROWSKI	POL	12 Jul 01	1:45.76 (.755)	q
19	4	6	7	2510	Francesco PERNICI	ITA	18 Feb 03	1:45.89	
20	4	7	3	2294	Joonas RINNE	FIN	20 May 95	1:45.93	
21	5	2	7	2748	Brad MATHAS	NZL	24 Jun 93	1:45.95	
22	5	4	3	2144	Abdullahi HASSAN	CAN	28 Jul 02	1:46.33	
23	1	5	2	2325	Benjamin ROBERT	FRA	4 Jan 98	1:46.45	Q
24	6	4	8	2627	Ferguson Cheruiyot ROTICH	KEN	30 Nov 89	1:46.53	
25	2	5	6	2356	Ben PATTISON	GBR	15 Dec 01	1:46.57	Q
26	7	4	7	2190	Marino BLOUDEK	CRO	18 Jul 99	1:46.63	
27	3	5	9	2236	Mohamed ATTAOUI	ESP	26 Sep 01	1:46.65	Q
28	5	6	2	2033	Peter BOL	AUS	22 Feb 94	1:46.75	
29	4	5	8	2621	Emmanuel Kipkurui KORIR	KEN	15 Jun 95	1:46.78	SB
30	6	6	4	2749	James PRESTON	NZL	8 May 97	1:46.84	
31	5	5	1	2924	Abdessalem AYOUNI	TUN	16 May 94	1:46.85	
32	7	6	6	3049	Handal ROBAN	VIN	5 Sep 02	1:46.86	
33	6	5	5	3015	Clayton MURPHY	USA	26 Feb 95	1:47.06	
34	5	7	7	2447	Balázs VINDICS	HUN	28 Mar 94	1:47.18	
35	6	2	5	2427	Dániel HULLER	HUN	10 May 01	1:47.41	
36	1	3	3	2617	Alex Ngeno KIPNGETICH	KEN	17 Aug 00	1:47.63	Q
37	6	7	9	2121	Eduardo RIBEIRO	BRA	9 Jan 01	1:47.75	
38	7	5	4	2092	Abedin MUJEZINOVIC	BIH	2 Jun 93	1:47.76	
39	7	7	6	2664	Oussama NABIL	MAR	18 Feb 96	1:47.79	

SUMMARY
800 Metres Men - Round 1

BIB 2528 DISQUALIFIED

22 August 2023

RANK	PLACE	HEAT	LANE	BIB	NAME	COUNTRY	DATE of BIRTH	RESULT	
40	2	3	5	2010	Djamel SEDJATI	ALG	3 May 99	1:47.87	Q
41	3	3	1	2256	Saúl ORDÓÑEZ	ESP	10 Apr 94	1:47.97	Q
42	8	7	4	3056	Abdullah Mohammed AL-YAARI	YEM	5 Jul 03	1:47.98	PB
43	4	3	2	2990	Isaiah HARRIS	USA	18 Oct 96	1:48.00	
44	5	3	9	2474	John FITZSIMONS	IRL	5 May 98	1:48.20	
45	5	1	9	2809	Ryan SÁNCHEZ	PUR	22 Jun 98	1:48.24	
46	8	6	1	2182	Alex BEDDOES	COK	9 Jul 95	1:48.31	
47	8	5	3	2048	Riley MCGOWN	AUS	11 May 96	1:48.38	
48	6	3	7	2638	Ebrahim ALZOFAIRI	KUW	8 May 89	1:48.41	
49	7	2	8	2941	Tom DRADRIGA	UGA	17 Jun 96	1:48.60	
50	7	3	6	2808	John RIVERA	PUR	2 Dec 98	1:48.83	
51	8	3	4	2094	Amel TUKA	BIH	9 Jan 91	1:49.01	
52	6	1	3	2006	Mohamed Ali GOUANED	ALG	5 Jul 02	1:49.16	
53	7	1	5	2454	Krishan KUMAR	IND	12 Oct 97	1:50.36	
54	9	3	8	2670	Allan Ngitsi CHIRWA	MAW	28 Aug 95	1:51.62	PB
55	8	4	6	2740	Ole Jakob SOLBU	NOR	19 Aug 03	1:51.66	
56	8	1	1	2691	Hein Htet AUNG	MYA	25 Mar 06	1:53.63	PB
57	9	7	1	2763	Mohammed DWEDAR	PLE	9 Jan 01	1:55.45	PB
58	9	1	8	2909	Manuel Belo Amaral ATAIDE	TLS	9 Mar 01	1:58.32	
59	9	6	5	2028	Justice DREISCHOR	ARU	20 Jan 98	1:59.56	
60	9	5	7	2361	Faustino PRIETO ALFARO	GEQ	13 Feb 91	2:04.20	PB
		2	9	2528	Navasky ANDERSON	JAM	21 Jan 00	DQ	TR17.2.2

NOTE WA Rule TR17.2.2 - Jostling / obstruction

ALL-TIME OUTDOOR TOP LIST				2023 OUTDOOR TOP LIST			
RESULT	NAME	VENUE	DATE	RESULT	NAME	VENUE	2023
1:40.91	David RUDISHA (KEN)	London (GBR)	9 Aug 12	1:43.22	Wyclife KINYAMAL (KEN)	Monaco (MON)	21 Jul
1:41.11	Wilson KIPKETER (DEN)	Köln (GER)	24 Aug 97	1:43.27	Emmanuel WANYONYI (KEN)	Paris (FRA)	9 Jun
1:41.73	Sebastian COE (GBR)	Firenze (ITA)	10 Jun 81	1:43.30	Marco AROP (CAN)	Paris (FRA)	9 Jun
1:41.73	Nijel AMOS (BOT)	London (GBR)	9 Aug 12	1:43.38	Slimane MOULA (ALG)	Paris (FRA)	9 Jun
1:41.77	Joaquim CRUZ (BRA)	Köln (GER)	26 Aug 84	1:43.40	Djamel SEDJATI (ALG)	Paris (FRA)	9 Jun
1:42.05	Emmanuel Kipkurui KORIR (KEN)	London (GBR)	22 Jul 18	1:43.48	Benjamin ROBERT (FRA)	Paris (FRA)	9 Jun
1:42.23	Abubaker KAKI (SUD)	Oslo (NOR)	4 Jun 10	1:43.85	Max BURGIN (GBR)	London (GBR)	23 Jul
1:42.28	Sammy KOSKEI (KEN)	Köln (GER)	26 Aug 84	1:43.90	Azeddine HABZ (FRA)	Paris (FRA)	9 Jun
1:42.34	Wilfred BUNGEI (KEN)	Rieti (ITA)	8 Sep 02	1:43.95	Daniel ROWDEN (GBR)	Monaco (MON)	21 Jul
1:42.34	Donavan BRAZIER (USA)	Doha (QAT)	1 Oct 19	1:43.95	Bryce HOPPEL (USA)	Monaco (MON)	21 Jul

RACE ANALYSIS



800 Metres Men - Round 1

First 3 of each heat (Q) plus 3 fastest times (q) qualify to Semi-Final

Heat 1

7

22 August 2023

19:20 START TIME

35° C TEMPERATURE

37 % HUMIDITY

1	100 m	2	200 m	3	300 m	4	400 m	5	500 m	6	600 m	7	700 m
---	-------	---	-------	---	-------	---	-------	---	-------	---	-------	---	-------

1	2629	Emmanuel WANYONYI	KEN	1 Aug 04	1:44.92
2	2329	Gabriel TUAL	FRA	9 Apr 98	1:45.10
3	2520	Catalin TECUCEANU	ITA	9 Sep 99	1:45.31
4	2098	Tshepiso MASALELA	BOT	25 May 99	1:45.60
5	2809	Ryan SÁNCHEZ	PUR	22 Jun 98	1:48.24
6	2006	Mohamed Ali GOUANED	ALG	5 Jul 02	1:49.16
7	2454	Krishan KUMAR	IND	12 Oct 97	1:50.36
8	2691	Hein Htet AUNG	MYA	25 Mar 06	1:53.63 ^{PB}
9	2909	Manuel Belo Amaral ATAIDE	TLS	9 Mar 01	1:58.32

RACE ANALYSIS



800 Metres Men - Round 1

First 3 of each heat (Q) plus 3 fastest times (q) qualify to Semi-Final

BIB 2528 DISQUALIFIED

Heat 2 **7**

22 August 2023

19:28 START TIME

35° C
TEMPERATURE

37 %
HUMIDITY

1 100 m 2 200 m 3 300 m 4 400 m 5 500 m 6 600 m 7 700 m

1 2766 Mateusz BORKOWSKI		POL		2 Apr 97		1:45.40								
1	12.78 12.78 (7)	2	11.85 24.63 (7)	3	13.69 38.32 (6)	4	14.74 53.06 (8)	5	11.97 1:05.03 (6)	6	13.22 1:18.25 (5)	7	13.60 1:31.85 (3)	13.55
2 2341 Max BURGIN		GBR		20 May 02		1:45.43								
1	12.49 12.49 (2)	2	11.84 24.33 (1)	3	13.14 37.47 (1)	4	13.34 50.81 (1)	5	13.52 1:04.33 (1)	6	13.60 1:17.93 (1)	7	13.68 1:31.61 (1)	13.82
3 2036 Joseph DENG		AUS		7 Jul 98		1:45.48								
1	12.46 12.46 (1)	2	11.88 24.34 (2)	3	13.25 37.59 (2)	4	14.27 51.86 (6)	5	12.57 1:04.43 (2)	6	13.56 1:17.99 (2)	7	13.75 1:31.74 (2)	13.74
4 2471 Mark ENGLISH		IRL		18 Mar 93		1:45.71 ^{SB}								
1	12.69 12.69 (6)	2	11.93 24.62 (6)	3	13.58 38.20 (5)	4	13.48 51.68 (5)	5	13.71 1:05.39 (7)	6	13.39 1:18.78 (7)	7	13.55 1:32.33 (6)	13.38
5 2748 Brad MATHAS		NZL		24 Jun 93		1:45.95								
1	13.22 13.22 (8)	2	12.52 25.74 (8)	3	13.33 39.07 (8)	4	13.13 52.20 (7)	5	13.32 1:05.52 (8)	6	13.37 1:18.89 (8)	7	13.48 1:32.37 (7)	13.58
6 2427 Dániel HULLER		HUN		10 May 01		1:47.41								
1	12.60 12.60 (3)	2	11.77 24.37 (3)	3	13.35 37.72 (4)	4	13.21 50.93 (2)	5	13.51 1:04.44 (3)	6	13.58 1:18.02 (3)	7	14.24 1:32.26 (5)	15.15
7 2941 Tom DRADRIGA		UGA		17 Jun 96		1:48.60								
1	12.64 12.64 (4)	2	11.80 24.44 (4)	3	13.25 37.69 (3)	4	13.47 51.16 (4)	5	13.72 1:04.88 (5)	6	13.51 1:18.39 (6)	7	14.44 1:32.83 (8)	15.77
2528 Navasky ANDERSON		JAM		21 Jan 00		DQ TR17.2.2								
1	12.68 12.68 (5)	2	11.90 24.58 (5)	3	14.08 38.66 (7)	4	12.43 51.09 (3)	5	13.54 1:04.63 (4)	6	13.60 1:18.23 (4)	7	13.86 1:32.09 (4)	

NOTE WA Rule TR17.2.2 - Jostling / obstruction

RACE ANALYSIS



800 Metres Men - Round 1

First 3 of each heat (Q) plus 3 fastest times (q) qualify to Semi-Final

Heat 3 **7**

22 August 2023

19:36 START TIME

35° C TEMPERATURE 37 % HUMIDITY

1	100 m	2	200 m	3	300 m	4	400 m	5	500 m	6	600 m	7	700 m
---	-------	---	-------	---	-------	---	-------	---	-------	---	-------	---	-------

1	2617	Alex Ngeno KIPNGETICH												KEN	17 Aug 00	1:47.63
1	12.63	2	13.05	3	15.29	4	16.64	5	12.08	6	12.68	7	12.64			12.62
	12.63 (2)		25.68 (5)		40.97 (7)		57.61 (8)		1:09.69 (5)		1:22.37 (1)		1:35.01 (1)			
2	2010	Djamel SEDJATI												ALG	3 May 99	1:47.87
1	13.03	2	12.75	3	15.00	4	15.15	5	14.01	6	12.92	7	12.49			12.52
	13.03 (8)		25.78 (7)		40.78 (5)		55.93 (5)		1:09.94 (7)		1:22.86 (6)		1:35.35 (5)			
3	2256	Saúl ORDÓÑEZ												ESP	10 Apr 94	1:47.97
1	12.69	2	12.76	3	15.17	4	14.66	5	14.03	6	13.30	7	12.58			12.78
	12.69 (3)		25.45 (2)		40.62 (3)		55.28 (1)		1:09.31 (1)		1:22.61 (3)		1:35.19 (2)			
4	2990	Isaiah HARRIS												USA	18 Oct 96	1:48.00
1	12.63	2	12.89	3	14.92	4	15.64	5	13.68	6	12.88	7	12.61			12.75
	12.63 (1)		25.52 (3)		40.44 (2)		56.08 (7)		1:09.76 (6)		1:22.64 (4)		1:35.25 (3)			
5	2474	John FITZSIMONS												IRL	5 May 98	1:48.20
1	12.80	2	12.62	3	14.94	4	15.03	5	13.98	6	13.33	7	12.75			12.75
	12.80 (5)		25.42 (1)		40.36 (1)		55.39 (2)		1:09.37 (2)		1:22.70 (5)		1:35.45 (6)			
6	2638	Ebrahim ALZOFAIRI												KUW	8 May 89	1:48.41
1	12.85	2	13.06	3	15.26	4	17.13	5	11.71	6	12.99	7	13.01			12.40
	12.85 (6)		25.91 (8)		41.17 (8)		58.30 (9)		1:10.01 (8)		1:23.00 (7)		1:36.01 (8)			
7	2808	John RIVERA												PUR	2 Dec 98	1:48.83
1	12.77	2	12.81	3	15.14	4	14.89	5	13.81	6	13.14	7	12.73			13.54
	12.77 (4)		25.58 (4)		40.72 (4)		55.61 (3)		1:09.42 (3)		1:22.56 (2)		1:35.29 (4)			
8	2094	Amel TUKA												BIH	9 Jan 91	1:49.01
1	12.87	2	12.81	3	15.12	4	14.89	5	13.98	6	13.34	7	12.80			13.20
	12.87 (7)		25.68 (6)		40.80 (6)		55.69 (4)		1:09.67 (4)		1:23.01 (8)		1:35.81 (7)			
9	2670	Allan Ngitsi CHIRWA												MAW	28 Aug 95	1:51.62 ^{PB}
1	13.07	2	13.04	3	15.07	4	14.85	5	14.05	6	13.54	7	13.79			14.21
	13.07 (9)		26.11 (9)		41.18 (9)		56.03 (6)		1:10.08 (9)		1:23.62 (9)		1:37.41 (9)			

RACE ANALYSIS



800 Metres Men - Round 1

First 3 of each heat (Q) plus 3 fastest times (q) qualify to Semi-Final

Heat 4 **7**

22 August 2023

19:44 START TIME

35° C TEMPERATURE 37 % HUMIDITY

1	100 m	2	200 m	3	300 m	4	400 m	5	500 m	6	600 m	7	700 m
---	-------	---	-------	---	-------	---	-------	---	-------	---	-------	---	-------

1	2237	Adrián BEN												ESP	4 Aug 98	1:45.37
1	13.30	2	12.71	3	13.14	4	13.04	5	13.45	6	13.31	7	13.44			12.98
	13.30 (7)		26.01 (7)		39.15 (6)		52.19 (6)		1:05.64 (7)		1:18.95 (2)		1:32.39 (3)			
2	2995	Bryce HOPPEL												USA	5 Sep 97	1:45.56
1	12.71	2	12.14	3	13.03	4	13.32	5	13.99	6	13.83	7	13.27			13.27
	12.71 (3)		24.85 (3)		37.88 (2)		51.20 (2)		1:05.19 (1)		1:19.02 (3)		1:32.29 (1)			
3	2358	Daniel ROWDEN												GBR	9 Sep 97	1:45.67
1	12.64	2	12.09	3	15.10	4	11.39	5	14.17	6	13.65	7	13.34			13.29
	12.64 (1)		24.73 (1)		39.83 (8)		51.22 (3)		1:05.39 (4)		1:19.04 (4)		1:32.38 (2)			
4	2781	Filip OSTROWSKI												POL	12 Jul 01	1:45.76
1	13.06	2	12.35	3	12.93	4	14.97	5	12.13	6	13.79	7	13.36			13.17
	13.06 (6)		25.41 (6)		38.34 (5)		53.31 (8)		1:05.44 (5)		1:19.23 (5)		1:32.59 (5)			
5	2144	Abdullahi HASSAN												CAN	28 Jul 02	1:46.33
1	12.68	2	12.49	3	13.11	4	13.24	5	14.05	6	13.90	7	13.84			13.02
	12.68 (2)		25.17 (5)		38.28 (4)		51.52 (5)		1:05.57 (6)		1:19.47 (6)		1:33.31 (6)			
6	2627	Ferguson Cheruiyot ROTICH												KEN	30 Nov 89	1:46.53
1	13.53	2	12.74	3	13.04	4	13.13	5	13.58	6	13.57	7	13.74			13.20
	13.53 (8)		26.27 (8)		39.31 (7)		52.44 (7)		1:06.02 (8)		1:19.59 (8)		1:33.33 (7)			
7	2190	Marino BLOUDEK												CRO	18 Jul 99	1:46.63
1	12.89	2	11.97	3	13.25	4	13.15	5	13.94	6	13.57	7	13.65			14.21
	12.89 (5)		24.86 (4)		38.11 (3)		51.26 (4)		1:05.20 (2)		1:18.77 (1)		1:32.42 (4)			
8	2740	Ole Jakob SOLBU												NOR	19 Aug 03	1:51.66
1	12.76	2	11.99	3	12.81	4	13.58	5	14.18	6	14.17	7	15.01			17.16
	12.76 (4)		24.75 (2)		37.56 (1)		51.14 (1)		1:05.32 (3)		1:19.49 (7)		1:34.50 (8)			

RACE ANALYSIS



800 Metres Men - Round 1

First 3 of each heat (Q) plus 3 fastest times (q) qualify to Semi-Final

Heat 5 **7**

22 August 2023 19:51 START TIME 35° C TEMPERATURE 37 % HUMIDITY

1	100 m	2	200 m	3	300 m	4	400 m	5	500 m	6	600 m	7	700 m
---	-------	---	-------	---	-------	---	-------	---	-------	---	-------	---	-------

1	2325	Benjamin ROBERT												FRA	4 Jan 98	1:46.45
1	12.90	2	12.54	3	14.70	4	13.90	5	13.70	6	13.21	7	13.16			12.34
	12.90 (5)		25.44 (2)		40.14 (4)		54.04 (1)		1:07.74 (1)		1:20.95 (4)		1:34.11 (6)			
2	2356	Ben PATTISON												GBR	15 Dec 01	1:46.57
1	12.79	2	12.72	3	14.73	4	13.94	5	13.75	6	13.28	7	12.89			12.47
	12.79 (2)		25.51 (3)		40.24 (5)		54.18 (5)		1:07.93 (4)		1:21.21 (6)		1:34.10 (5)			
3	2236	Mohamed ATTAOUI												ESP	26 Sep 01	1:46.65
1	13.04	2	12.72	3	14.63	4	13.78	5	13.69	6	13.07	7	13.10			12.62
	13.04 (8)		25.76 (7)		40.39 (6)		54.17 (4)		1:07.86 (3)		1:20.93 (3)		1:34.03 (3)			
4	2621	Emmanuel Kipkurui KORIR												KEN	15 Jun 95	1:46.78 ^{SB}
1	12.96	2	12.68	3	15.03	4	14.04	5	13.53	6	12.77	7	12.95			12.82
	12.96 (6)		25.64 (6)		40.67 (8)		54.71 (8)		1:08.24 (7)		1:21.01 (5)		1:33.96 (2)			
5	2924	Abdessalem AYOUNI												TUN	16 May 94	1:46.85
1	12.97	2	12.86	3	14.68	4	14.06	5	13.82	6	13.00	7	12.87			12.59
	12.97 (7)		25.83 (8)		40.51 (7)		54.57 (7)		1:08.39 (8)		1:21.39 (8)		1:34.26 (7)			
6	3015	Clayton MURPHY												USA	26 Feb 95	1:47.06
1	12.73	2	12.67	3	14.72	4	13.95	5	13.70	6	12.95	7	13.00			13.34
	12.73 (1)		25.40 (1)		40.12 (3)		54.07 (2)		1:07.77 (2)		1:20.72 (1)		1:33.72 (1)			
7	2092	Abedin MUJEZINOVIĆ												BIH	2 Jun 93	1:47.76
1	12.86	2	12.66	3	14.36	4	14.27	5	13.90	6	12.77	7	13.22			13.72
	12.86 (3)		25.52 (4)		39.88 (1)		54.15 (3)		1:08.05 (6)		1:20.82 (2)		1:34.04 (4)			
8	2048	Riley MCGOWN												AUS	11 May 96	1:48.38
1	12.86	2	12.67	3	14.56	4	14.38	5	13.53	6	13.33	7	13.02			14.03
	12.86 (4)		25.53 (5)		40.09 (2)		54.47 (6)		1:08.00 (5)		1:21.33 (7)		1:34.35 (8)			
9	2361	Faustino PRIETO ALFARO												GEQ	13 Feb 91	2:04.20 ^{PB}
1	14.14	2	13.15	3	14.61	4	15.06	5	16.00	6	16.77	7	17.19			17.28
	14.14 (9)		27.29 (9)		41.90 (9)		56.96 (9)		1:12.96 (9)		1:29.73 (9)		1:46.92 (9)			

RACE ANALYSIS



800 Metres Men - Round 1

First 3 of each heat (Q) plus 3 fastest times (q) qualify to Semi-Final

Heat 6 **7**

22 August 2023 20:00 START TIME

32° C TEMPERATURE 44 % HUMIDITY

1	100 m	2	200 m	3	300 m	4	400 m	5	500 m	6	600 m	7	700 m
---	-------	---	-------	---	-------	---	-------	---	-------	---	-------	---	-------

1	2660	Abdelati EL GUESSE	MAR	27 Feb 93	1:45.24									
1	13.35	2	12.41	3	14.18	4	13.92	5	13.13	6	12.79	7	13.03	12.43
	13.35 (6)		25.76 (1)		39.94 (2)		53.86 (3)		1:06.99 (2)		1:19.78 (1)		1:32.81 (1)	
2	2896	Andreas KRAMER	SWE	13 Apr 97	1:45.42									
1	13.07	2	12.93	3	13.99	4	14.49	5	12.77	6	12.80	7	12.90	12.47
	13.07 (3)		26.00 (3)		39.99 (4)		54.48 (7)		1:07.25 (4)		1:20.05 (4)		1:32.95 (2)	
3	2009	Slimane MOULA	ALG	25 Feb 99	1:45.76									
1	13.45	2	12.59	3	14.11	4	13.98	5	13.39	6	12.75	7	13.27	12.22
	13.45 (8)		26.04 (5)		40.15 (5)		54.13 (4)		1:07.52 (5)		1:20.27 (5)		1:33.54 (7)	
4	2510	Francesco PERNICI	ITA	18 Feb 03	1:45.89									
1	13.25	2	12.77	3	13.96	4	13.69	5	13.21	6	12.91	7	13.63	12.47
	13.25 (4)		26.02 (4)		39.98 (3)		53.67 (1)		1:06.88 (1)		1:19.79 (2)		1:33.42 (5)	
5	2033	Peter BOL	AUS	22 Feb 94	1:46.75									
1	13.05	2	13.07	3	14.08	4	14.12	5	13.38	6	12.66	7	12.93	13.46
	13.05 (2)		26.12 (6)		40.20 (6)		54.32 (6)		1:07.70 (6)		1:20.36 (6)		1:33.29 (4)	
6	2749	James PRESTON	NZL	8 May 97	1:46.84									
1	12.98	2	12.78	3	14.07	4	14.00	5	13.41	6	12.78	7	13.23	13.59
	12.98 (1)		25.76 (2)		39.83 (1)		53.83 (2)		1:07.24 (3)		1:20.02 (3)		1:33.25 (3)	
7	3049	Handal ROBAN	VIN	5 Sep 02	1:46.86									
1	13.27	2	13.04	3	13.99	4	14.01	5	13.51	6	12.72	7	12.98	13.34
	13.27 (5)		26.31 (7)		40.30 (7)		54.31 (5)		1:07.82 (7)		1:20.54 (7)		1:33.52 (6)	
8	2182	Alex BEDDOES	COK	9 Jul 95	1:48.31									
1	13.39	2	13.14	3	14.16	4	14.62	5	12.53	6	12.76	7	13.30	14.41
	13.39 (7)		26.53 (8)		40.69 (8)		55.31 (9)		1:07.84 (8)		1:20.60 (8)		1:33.90 (8)	
9	2028	Justice DREISCHOR	ARU	20 Jan 98	1:59.56									
1	14.07	2	13.06	3	14.02	4	13.91	5	14.84	6	16.46	7	17.15	16.05
	14.07 (9)		27.13 (9)		41.15 (9)		55.06 (8)		1:09.90 (9)		1:26.36 (9)		1:43.51 (9)	

RACE ANALYSIS



800 Metres Men - Round 1

First 3 of each heat (Q) plus 3 fastest times (q) qualify to Semi-Final

Heat 7 **7**

22 August 2023 20:08 START TIME

32° C TEMPERATURE 44 % HUMIDITY

1	100 m	2	200 m	3	300 m	4	400 m	5	500 m	6	600 m	7	700 m
---	-------	---	-------	---	-------	---	-------	---	-------	---	-------	---	-------

1	2134	Marco AROP	CAN	20 Sep 98	1:45.05									
1	13.00	2	12.44	3	13.56	4	12.77	5	13.69	6	12.83	7	13.20	13.56
	13.00 (5)		25.44 (6)		39.00 (5)		51.77 (3)		1:05.46 (3)		1:18.29 (1)		1:31.49 (1)	
2	2489	Simone BARONTINI	ITA	5 Jan 99	1:45.21									
1	12.72	2	12.47	3	13.38	4	13.79	5	13.19	6	13.35	7	13.22	13.09
	12.72 (3)		25.19 (3)		38.57 (3)		52.36 (6)		1:05.55 (4)		1:18.90 (6)		1:32.12 (4)	
3	2318	Yanis MEZIANE	FRA	26 Jan 02	1:45.30									
1	12.69	2	12.23	3	14.65	4	11.93	5	13.88	6	12.99	7	13.66	13.27
	12.69 (2)		24.92 (2)		39.57 (7)		51.50 (2)		1:05.38 (2)		1:18.37 (2)		1:32.03 (2)	
4	2294	Joonas RINNE	FIN	20 May 95	1:45.93									
1	12.80	2	12.50	3	13.15	4	15.08	5	12.18	6	13.17	7	13.38	13.67
	12.80 (4)		25.30 (5)		38.45 (2)		53.53 (7)		1:05.71 (6)		1:18.88 (5)		1:32.26 (5)	
5	2447	Balázs VINDICS	HUN	28 Mar 94	1:47.18									
1	13.34	2	12.71	3	13.34	4	12.86	5	13.55	6	12.83	7	13.42	15.13
	13.34 (8)		26.05 (7)		39.39 (6)		52.25 (5)		1:05.80 (7)		1:18.63 (3)		1:32.05 (3)	
6	2121	Eduardo RIBEIRO	BRA	9 Jan 01	1:47.75									
1	12.47	2	12.25	3	13.20	4	13.48	5	13.96	6	13.95	7	13.80	14.64
	12.47 (1)		24.72 (1)		37.92 (1)		51.40 (1)		1:05.36 (1)		1:19.31 (7)		1:33.11 (7)	
7	2664	Oussama NABIL	MAR	18 Feb 96	1:47.79									
1	13.09	2	12.17	3	13.51	4	13.02	5	13.86	6	13.08	7	14.00	15.06
	13.09 (6)		25.26 (4)		38.77 (4)		51.79 (4)		1:05.65 (5)		1:18.73 (4)		1:32.73 (6)	
8	3056	Abdullah Mohammed AL-YAARI	YEM	5 Jul 03	1:47.98 PB									
1	13.23	2	13.04	3	13.96	4	13.53	5	13.87	6	13.23	7	13.59	13.53
	13.23 (7)		26.27 (8)		40.23 (8)		53.76 (8)		1:07.63 (8)		1:20.86 (8)		1:34.45 (8)	
9	2763	Mohammed DWEDAR	PLE	9 Jan 01	1:55.45 PB									
1	14.53	2	13.85	3	14.35	4	14.45	5	14.43	6	14.10	7	14.65	15.09
	14.53 (9)		28.38 (9)		42.73 (9)		57.18 (9)		1:11.61 (9)		1:25.71 (9)		1:40.36 (9)	

RESULTS



800 Metres Men - Round 1

First 3 of each heat (Q) plus 3 fastest times (q) qualify to Semi-Final

BIB 2528 DISQUALIFIED

RECORDS	RESULT	NAME	COUNTRY	AGE	VENUE	DATE
World Record WR	1:40.91	David RUDISHA	KEN	24	London (GBR)	9 Aug 2012
Championships Record CR	1:42.34	Donavan BRAZIER	USA	22	Doha (QAT)	1 Oct 2019
World Leading WL	1:43.22	Wyclife KINYAMAL	KEN	26	Monaco (MON)	21 Jul 2023
Area Record AR		National Record NR		Personal Best PB		Season Best SB

Heat 1

7

22 August 2023 19:20 START TIME

35° C TEMPERATURE 37% HUMIDITY

PLACE	BIB	NAME	COUNTRY	DATE of BIRTH	LANE	RESULT	
1	2629	Emmanuel WANYONYI	KEN	1 Aug 04	6	1:44.92	Q
2	2329	Gabriel TUAL	FRA	9 Apr 98	2	1:45.10	Q
3	2520	Catalin TECUCEANU	ITA	9 Sep 99	7	1:45.31	Q
4	2098	Tshepiso MASALELA	BOT	25 May 99	4	1:45.60	q
5	2809	Ryan SÁNCHEZ	PUR	22 Jun 98	9	1:48.24	
6	2006	Mohamed Ali GOUANED	ALG	5 Jul 02	3	1:49.16	
7	2454	Krishan KUMAR	IND	12 Oct 97	5	1:50.36	
8	2691	Hein Htet AUNG	MYA	25 Mar 06	1	1:53.63	PB
9	2909	Manuel Belo Amaral ATAIDE	TLS	9 Mar 01	8	1:58.32	

Heat 2

7

22 August 2023 19:28 START TIME

35° C TEMPERATURE 37% HUMIDITY

PLACE	BIB	NAME	COUNTRY	DATE of BIRTH	LANE	RESULT	
1	2766	Mateusz BORKOWSKI	POL	2 Apr 97	6	1:45.40	Q
2	2341	Max BURGIN	GBR	20 May 02	4	1:45.43	Q
3	2036	Joseph DENG	AUS	7 Jul 98	3	1:45.48	Q
4	2471	Mark ENGLISH	IRL	18 Mar 93	2	1:45.71	q SB
5	2748	Brad MATHAS	NZL	24 Jun 93	7	1:45.95	
6	2427	Dániel HULLER	HUN	10 May 01	5	1:47.41	
7	2941	Tom DRADRIGA	UGA	17 Jun 96	8	1:48.60	
	2528	Navasky ANDERSON	JAM	21 Jan 00	9	DQ	TR17.2.2

NOTE WA Rule TR17.2.2 - Jostling / obstruction

INTERMEDIATE TIMES

100 m	12.46	Joseph DENG	200 m	24.33	Max BURGIN
300 m	37.47	Max BURGIN	400 m	50.81	Max BURGIN
500 m	1:04.33	Max BURGIN	600 m	1:17.93	Max BURGIN
700 m	1:31.61	Max BURGIN			

RESULTS
800 Metres Men - Round 1

BIB 2528 DISQUALIFIED

Heat 3 7

22 August 2023 19:36 START TIME 35° C 37 %
TEMPERATURE HUMIDITY

PLACE	BIB	NAME	COUNTRY	DATE OF BIRTH	LANE	RESULT	
1	2617	Alex Ngeno KIPNGETICH	KEN	17 Aug 00	3	1:47.63	Q
2	2010	Djamel SEDJATI	ALG	3 May 99	5	1:47.87	Q
3	2256	Saúl ORDÓÑEZ	ESP	10 Apr 94	1	1:47.97	Q
4	2990	Isaiah HARRIS	USA	18 Oct 96	2	1:48.00	
5	2474	John FITZSIMONS	IRL	5 May 98	9	1:48.20	
6	2638	Ebrahim ALZOFAIRI	KUW	8 May 89	7	1:48.41	
7	2808	John RIVERA	PUR	2 Dec 98	6	1:48.83	
8	2094	Amel TUKA	BIH	9 Jan 91	4	1:49.01	
9	2670	Allan Ngitsi CHIRWA	MAW	28 Aug 95	8	1:51.62	PB

INTERMEDIATE TIMES

100 m	12.63	Isaiah HARRIS	200 m	25.42	John FITZSIMONS
300 m	40.36	John FITZSIMONS	400 m	55.28	Saúl ORDÓÑEZ
500 m	1:09.31	Saúl ORDÓÑEZ	600 m	1:22.37	Alex Ngeno KIPNGETICH
700 m	1:35.01	Alex Ngeno KIPNGETICH			

Heat 4 7

22 August 2023 19:44 START TIME 35° C 37 %
TEMPERATURE HUMIDITY

PLACE	BIB	NAME	COUNTRY	DATE OF BIRTH	LANE	RESULT	
1	2237	Adrián BEN	ESP	4 Aug 98	9	1:45.37	Q
2	2995	Bryce HOPPEL	USA	5 Sep 97	4	1:45.56	Q
3	2358	Daniel ROWDEN	GBR	9 Sep 97	2	1:45.67	Q
4	2781	Filip OSTROWSKI	POL	12 Jul 01	5	1:45.76	(.755) q
5	2144	Abdullahi HASSAN	CAN	28 Jul 02	3	1:46.33	
6	2627	Ferguson Cheruiyot ROTICH	KEN	30 Nov 89	8	1:46.53	
7	2190	Marino BLOUDEK	CRO	18 Jul 99	7	1:46.63	
8	2740	Ole Jakob SOLBU	NOR	19 Aug 03	6	1:51.66	

INTERMEDIATE TIMES

100 m	12.64	Daniel ROWDEN	200 m	24.73	Daniel ROWDEN
300 m	37.56	Ole Jakob SOLBU	400 m	51.14	Ole Jakob SOLBU
500 m	1:05.19	Bryce HOPPEL	600 m	1:18.77	Marino BLOUDEK
700 m	1:32.29	Bryce HOPPEL			

Heat 5 7

22 August 2023 19:51 START TIME 35° C 37 %
TEMPERATURE HUMIDITY

PLACE	BIB	NAME	COUNTRY	DATE OF BIRTH	LANE	RESULT	
1	2325	Benjamin ROBERT	FRA	4 Jan 98	2	1:46.45	Q
2	2356	Ben PATTISON	GBR	15 Dec 01	6	1:46.57	Q
3	2236	Mohamed ATTAOUI	ESP	26 Sep 01	9	1:46.65	Q
4	2621	Emmanuel Kipkurui KORIR	KEN	15 Jun 95	8	1:46.78	SB
5	2924	Abdessalem AYOUNI	TUN	16 May 94	1	1:46.85	
6	3015	Clayton MURPHY	USA	26 Feb 95	5	1:47.06	
7	2092	Abedin MUJEZINOVIĆ	BIH	2 Jun 93	4	1:47.76	
8	2048	Riley MCGOWN	AUS	11 May 96	3	1:48.38	
9	2361	Faustino PRIETO ALFARO	GEQ	13 Feb 91	7	2:04.20	PB

INTERMEDIATE TIMES

100 m	12.73	Clayton MURPHY	200 m	25.40	Clayton MURPHY
300 m	39.88	Abedin MUJEZINOVIĆ	400 m	54.04	Benjamin ROBERT
500 m	1:07.74	Benjamin ROBERT	600 m	1:20.72	Clayton MURPHY
700 m	1:33.72	Clayton MURPHY			

RESULTS
800 Metres Men - Round 1

BIB 2528 DISQUALIFIED

Heat 6 **7**

22 August 2023 20:00 START TIME 32° C 44 %
TEMPERATURE HUMIDITY

PLACE	BIB	NAME	COUNTRY	DATE OF BIRTH	LANE	RESULT
1	2660	Abdelati EL GUESSE	MAR	27 Feb 93	9	1:45.24 Q
2	2896	Andreas KRAMER	SWE	13 Apr 97	3	1:45.42 Q
3	2009	Slimane MOULA	ALG	25 Feb 99	8	1:45.76 (.755) Q
4	2510	Francesco PERNICI	ITA	18 Feb 03	7	1:45.89
5	2033	Peter BOL	AUS	22 Feb 94	2	1:46.75
6	2749	James PRESTON	NZL	8 May 97	4	1:46.84
7	3049	Handal ROBAN	VIN	5 Sep 02	6	1:46.86
8	2182	Alex BEDDOES	COK	9 Jul 95	1	1:48.31
9	2028	Justice DREISCHOR	ARU	20 Jan 98	5	1:59.56

INTERMEDIATE TIMES

100 m	12.98 James PRESTON	200 m	25.76 Abdelati EL GUESSE
300 m	39.83 James PRESTON	400 m	53.67 Francesco PERNICI
500 m	1:06.88 Francesco PERNICI	600 m	1:19.78 Abdelati EL GUESSE
700 m	1:32.81 Abdelati EL GUESSE		

Heat 7 **7**

22 August 2023 20:08 START TIME 32° C 44 %
TEMPERATURE HUMIDITY

PLACE	BIB	NAME	COUNTRY	DATE OF BIRTH	LANE	RESULT
1	2134	Marco AROP	CAN	20 Sep 98	5	1:45.05 Q
2	2489	Simone BARONTINI	ITA	5 Jan 99	8	1:45.21 Q
3	2318	Yanis MEZIANE	FRA	26 Jan 02	2	1:45.30 Q
4	2294	Joonas RINNE	FIN	20 May 95	3	1:45.93
5	2447	Balázs VINDICS	HUN	28 Mar 94	7	1:47.18
6	2121	Eduardo RIBEIRO	BRA	9 Jan 01	9	1:47.75
7	2664	Oussama NABIL	MAR	18 Feb 96	6	1:47.79
8	3056	Abdullah Mohammed AL-YAARI	YEM	5 Jul 03	4	1:47.98 PB
9	2763	Mohammed DWEDAR	PLE	9 Jan 01	1	1:55.45 PB

INTERMEDIATE TIMES

100 m	12.47 Eduardo RIBEIRO	200 m	24.72 Eduardo RIBEIRO
300 m	37.92 Eduardo RIBEIRO	400 m	51.40 Eduardo RIBEIRO
500 m	1:05.36 Eduardo RIBEIRO	600 m	1:18.29 Marco AROP
700 m	1:31.49 Marco AROP		

ALL-TIME OUTDOOR TOP LIST

RESULT	NAME	VENUE	DATE
1:40.91	David RUDISHA (KEN)	London (GBR)	9 Aug 12
1:41.11	Wilson KIPKETER (DEN)	Köln (GER)	24 Aug 97
1:41.73	Sebastian COE (GBR)	Firenze (ITA)	10 Jun 81
1:41.73	Nijel AMOS (BOT)	London (GBR)	9 Aug 12
1:41.77	Joaquim CRUZ (BRA)	Köln (GER)	26 Aug 84
1:42.05	Emmanuel Kipkurui KORIR (KEN)	London (GBR)	22 Jul 18
1:42.23	Abubaker KAKI (SUD)	Oslo (NOR)	4 Jun 10
1:42.28	Sammy KOSKEI (KEN)	Köln (GER)	26 Aug 84
1:42.34	Wilfred BUNGEI (KEN)	Rieti (ITA)	8 Sep 02
1:42.34	Donavan BRAZIER (USA)	Doha (QAT)	1 Oct 19

2023 OUTDOOR TOP LIST

RESULT	NAME	VENUE	2023
1:43.22	Wyclife KINYAMAL (KEN)	Monaco (MON)	21 Jul
1:43.27	Emmanuel WANYONYI (KEN)	Paris (FRA)	9 Jun
1:43.30	Marco AROP (CAN)	Paris (FRA)	9 Jun
1:43.38	Slimane MOULA (ALG)	Paris (FRA)	9 Jun
1:43.40	Djamel SEDJATI (ALG)	Paris (FRA)	9 Jun
1:43.48	Benjamin ROBERT (FRA)	Paris (FRA)	9 Jun
1:43.85	Max BURGIN (GBR)	London (GBR)	23 Jul
1:43.90	Azeddine HABZ (FRA)	Paris (FRA)	9 Jun
1:43.95	Daniel ROWDEN (GBR)	Monaco (MON)	21 Jul
1:43.95	Bryce HOPPEL (USA)	Monaco (MON)	21 Jul

RESULTS



1500 Metres Men - Final

RECORDS	RESULT	NAME	COUNTRY	AGE	VENUE	DATE
World Record WR	3:26.00	Hicham EL GUERROUJ	MAR	24	Roma (ITA)	14 Jul 1998
Championships Record CR	3:27.65	Hicham EL GUERROUJ	MAR	25	Sevilla (ESP)	24 Aug 1999
World Leading WL	3:27.14	Jakob INGEBRIGTSEN	NOR	23	Chorzów (POL)	16 Jul 2023
Area Record AR		National Record NR		Personal Best PB		Season Best SB

23 August 2023 21:16 START TIME
 27° C TEMPERATURE 60 % HUMIDITY

PLACE	BIB	NAME	COUNTRY	DATE of BIRTH	ORDER	RESULT
1	2351	Josh KERR	GBR	8 Oct 97	5	3:29.38 SB
2	2730	Jakob INGEBRIGTSEN	NOR	19 Sep 00	9	3:29.65
3	2737	Narve Gilje NORDÅS	NOR	30 Sep 98	7	3:29.68
4	2619	Abel KIPSANG	KEN	22 Nov 96	4	3:29.89
5	3019	Yared NUGUSE	USA	1 Jun 99	3	3:30.25
6	2246	Mario GARCÍA	ESP	29 Jun 99	8	3:30.26
7	2993	Cole HOCKER	USA	6 Jun 01	6	3:30.70 PB
8	2606	Reynold Kipkorir CHERUIYOT	KEN	30 Jul 04	10	3:30.78
9	2347	Neil GOURLEY	GBR	7 Feb 95	2	3:31.10
10	2706	Niels LAROS	NED	17 Apr 05	12	3:31.25 NR
11	2309	Azeddine HABZ	FRA	19 Jul 93	1	3:33.14
12	2801	Isaac NADER	POR	17 Aug 99	11	3:35.41

INTERMEDIATE TIMES

100 m	13.27	Azeddine HABZ	200 m	27.11	Abel KIPSANG
300 m	41.26	Abel KIPSANG	400 m	56.01	Abel KIPSANG
500 m	1:10.83	Jakob INGEBRIGTSEN	600 m	1:25.32	Jakob INGEBRIGTSEN
700 m	1:39.89	Jakob INGEBRIGTSEN	800 m	1:54.19	Abel KIPSANG
900 m	2:08.29	Jakob INGEBRIGTSEN	1000 m	2:22.06	Jakob INGEBRIGTSEN
1100 m	2:35.89	Jakob INGEBRIGTSEN	1200 m	2:49.53	Jakob INGEBRIGTSEN
1300 m	3:02.83	Josh KERR	1400 m	3:15.74	Jakob INGEBRIGTSEN

ALL-TIME OUTDOOR TOP LIST

RESULT	NAME	VENUE	DATE
3:26.00	Hicham EL GUERROUJ (MAR)	Roma (ITA)	14 Jul 98
3:26.34	Bernard LAGAT (KEN)	Bruxelles (BEL)	24 Aug 01
3:26.69	Asbel KIPROP (KEN)	Monaco (MON)	17 Jul 15
3:27.14	Jakob INGEBRIGTSEN (NOR)	Chorzów (POL)	16 Jul 23
3:27.37	Noureddine MORCELI (ALG)	Nice (FRA)	12 Jul 95
3:27.64	Silas KIPLAGAT (KEN)	Monaco (MON)	18 Jul 14
3:28.12	Noah NGENY (KEN)	Zürich (SUI)	11 Aug 00
3:28.28	Timothy CHERUIYOT (KEN)	Monaco (MON)	9 Jul 21
3:28.75	Taoufik MAKHLOUFI (ALG)	Monaco (MON)	17 Jul 15
3:28.76	Mohamed KATIR (ESP)	Monaco (MON)	9 Jul 21

2023 OUTDOOR TOP LIST

RESULT	NAME	VENUE	2023
3:27.14	Jakob INGEBRIGTSEN (NOR)	Chorzów (POL)	16 Jul
3:28.89	Mohamed KATIR (ESP)	Oslo (NOR)	15 Jun
3:29.02	Yared NUGUSE (USA)	Oslo (NOR)	15 Jun
3:29.08	Timothy CHERUIYOT (KEN)	Oslo (NOR)	15 Jun
3:29.11	Abel KIPSANG (KEN)	Chorzów (POL)	16 Jul
3:29.18	Mario GARCÍA (ESP)	Oslo (NOR)	15 Jun
3:29.26	Azeddine HABZ (FRA)	Oslo (NOR)	15 Jun
3:29.38	Josh KERR (GBR)	Budapest	23 Aug
3:29.41	Oliver HOARE (AUS)	Oslo (NOR)	15 Jun
3:29.47	Narve Gilje NORDÅS (NOR)	Oslo (NOR)	15 Jun

RACE ANALYSIS



1500 Metres Men - Final

23 August 2023 21:16 START TIME 27° C 60 %
TEMPERATURE HUMIDITY

1	100 m	2	200 m	3	300 m	4	400 m	5	500 m	6	600 m	7	700 m	8	800 m	9	900 m	10	1000 m
11	1100 m	12	1200 m	13	1300 m	14	1400 m												

1 2351 Josh KERR GBR 8 Oct 97 **3:29.38** ^{SB}

1	13.55	2	14.14	3	14.01	4	14.96	5	15.03	6	14.26	7	14.20	8	14.67	9	13.55	10	13.72
	13.55 (6)		27.69 (8)		41.70 (7)		56.66 (7)		1:11.69 (10)		1:25.95 (7)		1:40.15 (5)		1:54.82 (6)		2:08.37 (2)		2:22.09 (2)
11	14.52	12	12.97	13	13.25	14	12.93												
	2:36.61 (2)		2:49.58 (2)		3:02.83 (1)		3:15.76 (2)												

2 2730 Jakob INGEBRIGTSEN NOR 19 Sep 00 **3:29.65**

1	24.10	2	3.13	3	14.06	4	14.84	5	14.70	6	14.49	7	14.57	8	14.34	9	14.06	10	13.77
	24.10 (11)		27.23 (2)		41.29 (2)		56.13 (3)		1:10.83 (1)		1:25.32 (1)		1:39.89 (1)		1:54.23 (2)		2:08.29 (1)		2:22.06 (1)
11	13.83	12	13.64	13	13.32	14	12.89												
	2:35.89 (1)		2:49.53 (1)		3:02.85 (2)		3:15.74 (1)												

3 2737 Narve Gilje NORDÅS NOR 30 Sep 98 **3:29.68**

1	14.11	2	14.13	3	14.35	4	14.50	5	14.78	6	14.68	7	14.36	8	14.45	9	13.69	10	14.43
	14.11 (9)		28.24 (11)		42.59 (11)		57.09 (11)		1:11.87 (11)		1:26.55 (11)		1:40.91 (11)		1:55.36 (11)		2:09.05 (10)		2:23.48 (11)
11	13.59	12	13.22	13	13.29	14	13.25												
	2:37.07 (8)		2:50.29 (10)		3:03.58 (7)		3:16.83 (6)												

4 2619 Abel KIPSANG KEN 22 Nov 96 **3:29.89**

1	22.60	2	4.51	3	14.15	4	14.75	5	14.95	6	14.48	7	14.54	8	14.21	9	14.42	10	13.59
	22.60 (10)		27.11 (1)		41.26 (1)		56.01 (1)		1:10.96 (2)		1:25.44 (2)		1:39.98 (3)		1:54.19 (1)		2:08.61 (6)		2:22.20 (3)
11	14.51	12	13.00	13	13.42	14	13.15												
	2:36.71 (4)		2:49.71 (3)		3:03.13 (3)		3:16.28 (3)												

5 3019 Yared NUGUSE USA 1 Jun 99 **3:30.25**

1	13.43	2	14.35	3	14.37	4	14.67	5	14.22	6	14.64	7	14.34	8	14.59	9	13.82	10	13.92
	13.43 (5)		27.78 (9)		42.15 (10)		56.82 (10)		1:11.04 (3)		1:25.68 (4)		1:40.02 (4)		1:54.61 (3)		2:08.43 (3)		2:22.35 (4)
11	14.28	12	13.34	13	13.42	14	13.39												
	2:36.63 (3)		2:49.97 (6)		3:03.39 (6)		3:16.78 (5)												

6 2246 Mario GARCÍA ESP 29 Jun 99 **3:30.26**

1	13.65	2	13.92	3	14.30	4	14.86	5	14.63	6	14.98	7	14.32	8	14.54	9	13.93	10	13.85
	13.65 (7)		27.57 (7)		41.87 (8)		56.73 (8)		1:11.36 (8)		1:26.34 (10)		1:40.66 (10)		1:55.20 (8)		2:09.13 (11)		2:22.98 (10)
11	14.28	12	13.30	13	13.13	14	13.29												
	2:37.26 (10)		2:50.56 (11)		3:03.69 (10)		3:16.98 (7)												

7 2993 Cole HOCKER USA 6 Jun 01 **3:30.70** ^{PB}

1	13.88	2	14.05	3	14.08	4	14.74	5	14.76	6	14.73	7	14.31	8	14.70	9	13.75	10	13.90
	13.88 (8)		27.93 (10)		42.01 (9)		56.75 (9)		1:11.51 (9)		1:26.24 (9)		1:40.55 (9)		1:55.25 (9)		2:09.00 (9)		2:22.90 (9)
11	14.27	12	13.11	13	13.50	14	13.57												
	2:37.17 (9)		2:50.28 (8)		3:03.78 (11)		3:17.35 (10)												

8 2606 Reynold Kipkorir CHERUIYOT KEN 30 Jul 04 **3:30.78**

1	1:11.03	2	14.74	3	14.48	4	14.68	5	14.02	6	14.00	7	13.60	8	14.13	9	13.43	10	13.39
	1:11.03 (12)		1:25.77 (12)		1:40.25 (12)		1:54.93 (12)		2:08.95 (12)		2:22.95 (12)		2:36.55 (12)		2:50.68 (12)		3:04.11 (12)		3:17.50 (12)
11	13.88																		
	3:31.38 (12)																		

9 2347 Neil GOURLEY GBR 7 Feb 95 **3:31.10**

1	13.37	2	14.14	3	14.06	4	14.98	5	14.62	6	14.86	7	14.41	8	14.82	9	13.55	10	13.98
	13.37 (4)		27.51 (6)		41.57 (4)		56.55 (5)		1:11.17 (6)		1:26.03 (8)		1:40.44 (7)		1:55.26 (10)		2:08.81 (8)		2:22.79 (8)
11	14.24	12	13.24	13	13.32	14	13.55												
	2:37.03 (7)		2:50.27 (7)		3:03.59 (8)		3:17.14 (8)												

10 2706 Niels LAROS NED 17 Apr 05 **3:31.25** ^{NR}

1	13.34	2	13.91	3	14.32	4	14.83	5	14.75	6	14.64	7	14.66	8	14.54	9	13.59	10	13.98
	13.34 (2)		27.25 (3)		41.57 (5)		56.40 (4)		1:11.15 (5)		1:25.79 (5)		1:40.45 (8)		1:54.99 (7)		2:08.58 (4)		2:22.56 (6)
11	15.73	12	11.61	13	13.27	14	13.37												
	2:38.29 (11)		2:49.90 (5)		3:03.17 (4)		3:16.54 (4)												

RACE ANALYSIS
1500 Metres Men - Final

11 2309 Azeddine HABZ											FRA	19 Jul 93	3:33.14						
1	13.27	2	14.11	3	14.04	4	14.61	5	15.02	6	14.52	7	14.33	8	14.76	9	13.94	10	14.05
	13.27 (1)		27.38 (4)		41.42 (3)		56.03 (2)		1:11.05 (4)		1:25.57 (3)		1:39.90 (2)		1:54.66 (4)		2:08.60 (5)		2:22.65 (7)
11	14.30	12	12.94	13	13.46	14	13.88	15.91											
	2:36.95 (6)		2:49.89 (4)		3:03.35 (5)		3:17.23 (9)												

12 2801 Isaac NADER											POR	17 Aug 99	3:35.41						
1	13.37	2	14.09	3	14.14	4	15.04	5	14.71	6	14.57	7	14.28	8	14.49	9	14.09	10	13.66
	13.37 (3)		27.46 (5)		41.60 (6)		56.64 (6)		1:11.35 (7)		1:25.92 (6)		1:40.20 (6)		1:54.69 (5)		2:08.78 (7)		2:22.44 (5)
11	14.41	12	13.43	13	13.40	14	14.76	16.97											
	2:36.85 (5)		2:50.28 (9)		3:03.68 (9)		3:18.44 (11)												

RESULT PROGRESSION



1500 Metres Men - Final

RECORDS	RESULT	NAME	COUNTRY	AGE	VENUE	DATE
World Record WR	3:26.00	Hicham EL GUERROUJ	MAR	24	Roma (ITA)	14 Jul 1998
Championships Record CR	3:27.65	Hicham EL GUERROUJ	MAR	25	Sevilla (ESP)	24 Aug 1999
World Leading WL	3:27.14	Jakob INGEBRIGTSEN	NOR	23	Chorzów (POL)	16 Jul 2023
Area Record AR		National Record NR		Personal Best PB		Season Best SB

23 August 2023

RANK	BIB	NAME	COUNTRY	DATE of BIRTH	PHASE	HEAT	PLACE	RESULT
1	2351	Josh KERR	GBR	8 Oct 97	Final	1	1	3:29.38 SB
					Semi-Final	2	14	3:35.14 Q
					Round 1	1	2	3:34.00 Q
2	2730	Jakob INGEBRIGTSEN	NOR	19 Sep 00	Final	1	2	3:29.65
					Semi-Final	2	13	3:34.98 Q
					Round 1	1	1	3:33.94 Q
3	2737	Narve Gilje NORDÅS	NOR	30 Sep 98	Final	1	3	3:29.68
					Semi-Final	1	5	3:32.81 Q
					Round 1	3	16	3:34.67 Q
4	2619	Abel KIPSANG	KEN	22 Nov 96	Final	1	4	3:29.89
					Semi-Final	1	2	3:32.72 Q
					Round 1	4	3	3:34.08 Q
5	3019	Yared NUGUSE	USA	1 Jun 99	Final	1	5	3:30.25
					Semi-Final	1	1	3:32.69 Q
					Round 1	4	4	3:34.16 Q
6	2246	Mario GARCÍA	ESP	29 Jun 99	Final	1	6	3:30.26
					Semi-Final	2	16	3:35.26 Q
					Round 1	2	43	3:46.77 Q
7	2993	Cole HOCKER	USA	6 Jun 01	Final	1	7	3:30.70 PB
					Semi-Final	2	15	3:35.23 Q
					Round 1	3	12	3:34.43 Q
8	2606	Reynold Kipkorir CHERUIYOT	KEN	30 Jul 04	Final	1	8	3:30.78
					Semi-Final	2	18	3:35.53 Q
					Round 1	1	6	3:34.24 Q
9	2347	Neil GOURLEY	GBR	7 Feb 95	Final	1	9	3:31.10
					Semi-Final	1	6	3:32.97 Q
					Round 1	2	45	3:46.87 Q
10	2706	Niels LAROS	NED	17 Apr 05	Final	1	10	3:31.25 NR
					Semi-Final	1	3	3:32.74 Q NR
					Round 1	3	7	3:34.25 Q
11	2309	Azeddine HABZ	FRA	19 Jul 93	Final	1	11	3:33.14
					Semi-Final	1	4	3:32.79 Q
					Round 1	3	19	3:35.16 Q
12	2801	Isaac NADER	POR	17 Aug 99	Final	1	12	3:35.41
					Semi-Final	2	17	3:35.31 Q
					Round 1	1	11	3:34.36 Q

RESULT PROGRESSION
1500 Metres Men - Final

19 August 2023

RANK	BIB	NAME	COUNTRY	DATE of BIRTH	PHASE	HEAT	PLACE	RESULT
------	-----	------	---------	---------------	-------	------	-------	--------

ALL-TIME OUTDOOR TOP LIST				2023 OUTDOOR TOP LIST			
RESULT	NAME	VENUE	DATE	RESULT	NAME	VENUE	2023
3:26.00	Hicham EL GUERROUJ (MAR)	Roma (ITA)	14 Jul 98	3:27.14	Jakob INGEBRIGTSEN (NOR)	Chorzów (POL)	16 Jul
3:26.34	Bernard LAGAT (KEN)	Bruxelles (BEL)	24 Aug 01	3:28.89	Mohamed KATIR (ESP)	Oslo (NOR)	15 Jun
3:26.69	Asbel KIPROP (KEN)	Monaco (MON)	17 Jul 15	3:29.02	Yared NUGUSE (USA)	Oslo (NOR)	15 Jun
3:27.14	Jakob INGEBRIGTSEN (NOR)	Chorzów (POL)	16 Jul 23	3:29.08	Timothy CHERUIYOT (KEN)	Oslo (NOR)	15 Jun
3:27.37	Noureddine MORCELI (ALG)	Nice (FRA)	12 Jul 95	3:29.11	Abel KIPSANG (KEN)	Chorzów (POL)	16 Jul
3:27.64	Silas KIPLAGAT (KEN)	Monaco (MON)	18 Jul 14	3:29.18	Mario GARCÍA (ESP)	Oslo (NOR)	15 Jun
3:28.12	Noah NGENY (KEN)	Zürich (SUI)	11 Aug 00	3:29.26	Azeddine HABZ (FRA)	Oslo (NOR)	15 Jun
3:28.28	Timothy CHERUIYOT (KEN)	Monaco (MON)	9 Jul 21	3:29.38	Josh KERR (GBR)	Budapest	23 Aug
3:28.75	Taoufik MAKHLOUFI (ALG)	Monaco (MON)	17 Jul 15	3:29.41	Oliver HOARE (AUS)	Oslo (NOR)	15 Jun
3:28.76	Mohamed KATIR (ESP)	Monaco (MON)	9 Jul 21	3:29.47	Narve Gilje NORDÅS (NOR)	Oslo (NOR)	15 Jun

SUMMARY



1500 Metres Men - Semi-Final

First 6 of each heat (Q) qualify to Final

RECORDS	RESULT	NAME	COUNTRY	AGE	VENUE	DATE
World Record WR	3:26.00	Hicham EL GUERROUJ	MAR	24	Roma (ITA)	14 Jul 1998
Championships Record CR	3:27.65	Hicham EL GUERROUJ	MAR	25	Sevilla (ESP)	24 Aug 1999
World Leading WL	3:27.14	Jakob INGEBRIGTSEN	NOR	23	Chorzów (POL)	16 Jul 2023
Area Record AR		National Record NR		Personal Best PB		Season Best SB

20 August 2023

RANK	PLACE	HEAT	BIB	NAME	COUNTRY	DATE OF BIRTH	RESULT	
1	1	1	3019	Yared NUGUSE	USA	1 Jun 99	3:32.69	Q
2	2	1	2619	Abel KIPSANG	KEN	22 Nov 96	3:32.72	Q
3	3	1	2706	Niels LAROS	NED	17 Apr 05	3:32.74	Q NR
4	4	1	2309	Azeddine HABZ	FRA	19 Jul 93	3:32.79	Q
5	5	1	2737	Narve Gilje NORDÅS	NOR	30 Sep 98	3:32.81	Q
6	6	1	2347	Neil GOURLEY	GBR	7 Feb 95	3:32.97	Q
7	7	1	2841	Tshepo TSHITE	RSA	15 Jan 97	3:32.98	
8	8	1	2488	Pietro ARESE	ITA	8 Oct 99	3:33.11	PB
9	9	1	2253	Adel MECHAAL	ESP	5 Dec 90	3:33.33	
10	10	1	2250	Mohamed KATIR	ESP	17 Feb 98	3:33.56	
11	11	1	2088	Ruben VERHEYDEN	BEL	22 Dec 00	3:33.96	
12	12	1	2892	Emil DANIELSSON	SWE	5 Sep 97	3:34.16	PB
13	1	2	2730	Jakob INGEBRIGTSEN	NOR	19 Sep 00	3:34.98	Q
14	2	2	2351	Josh KERR	GBR	8 Oct 97	3:35.14	Q
15	3	2	2993	Cole HOCKER	USA	6 Jun 01	3:35.23	Q
16	4	2	2246	Mario GARCÍA	ESP	29 Jun 99	3:35.26	Q
17	5	2	2801	Isaac NADER	POR	17 Aug 99	3:35.31	Q
18	6	2	2606	Reynold Kipkorir CHERUIYOT	KEN	30 Jul 04	3:35.53	Q
19	7	2	2654	Charles GRETHEN	LUX	2 Jun 92	3:36.18	
20	8	2	2750	Samuel TANNER	NZL	24 Aug 00	3:36.58	
21	13	1	2053	Matthew RAMSDEN	AUS	23 Jul 97	3:36.83	
22	14	1	2470	Andrew COSCORAN	IRL	18 Jun 96	3:37.39	
23	9	2	2607	Timothy CHERUIYOT	KEN	20 Nov 95	3:37.40	
24	10	2	2153	Charles PHILIBERT-THIBOUTOT	CAN	31 Dec 90	3:37.41	
25	11	2	2870	Tom ELMER	SUI	1 Apr 97	3:38.33	
26	12	2	2346	Elliot GILES	GBR	26 May 94	3:39.05	
27	13	2	2054	Adam SPENCER	AUS	4 Oct 01	3:42.10	

ALL-TIME OUTDOOR TOP LIST				2023 OUTDOOR TOP LIST			
RESULT	NAME	VENUE	DATE	RESULT	NAME	VENUE	2023
3:26.00	Hicham EL GUERROUJ (MAR)	Roma (ITA)	14 Jul 98	3:27.14	Jakob INGEBRIGTSEN (NOR)	Chorzów (POL)	16 Jul
3:26.34	Bernard LAGAT (KEN)	Bruxelles (BEL)	24 Aug 01	3:28.89	Mohamed KATIR (ESP)	Oslo (NOR)	15 Jun
3:26.69	Asbel KIPROP (KEN)	Monaco (MON)	17 Jul 15	3:29.02	Yared NUGUSE (USA)	Oslo (NOR)	15 Jun
3:27.14	Jakob INGEBRIGTSEN (NOR)	Chorzów (POL)	16 Jul 23	3:29.08	Timothy CHERUIYOT (KEN)	Oslo (NOR)	15 Jun
3:27.37	Noureddine MORCELI (ALG)	Nice (FRA)	12 Jul 95	3:29.11	Abel KIPSANG (KEN)	Chorzów (POL)	16 Jul
3:27.64	Silas KIPLAGAT (KEN)	Monaco (MON)	18 Jul 14	3:29.18	Mario GARCÍA (ESP)	Oslo (NOR)	15 Jun
3:28.12	Noah NGENY (KEN)	Zürich (SUI)	11 Aug 00	3:29.26	Azeddine HABZ (FRA)	Oslo (NOR)	15 Jun
3:28.28	Timothy CHERUIYOT (KEN)	Monaco (MON)	9 Jul 21	3:29.41	Otiver HOARE (AUS)	Oslo (NOR)	15 Jun
3:28.75	Taoufik MAKHLOUFI (ALG)	Monaco (MON)	17 Jul 15	3:29.47	Narve Gilje NORDÅS (NOR)	Oslo (NOR)	15 Jun
3:28.76	Mohamed KATIR (ESP)	Monaco (MON)	9 Jul 21	3:29.51	Lamecha GIRMA (ETH)	Lausanne (SUI)	30 Jun

RACE ANALYSIS



1500 Metres Men - Semi-Final

First 6 of each heat (Q) qualify to Final

Heat 1 **2**

20 August 2023 17:30 START TIME 33° C TEMPERATURE 46 % HUMIDITY

1	100 m	2	200 m	3	300 m	4	400 m	5	500 m	6	600 m	7	700 m	8	800 m	9	900 m	10	1000 m
11	1100 m	12	1200 m	13	1300 m	14	1400 m												

1 3019 Yared NUGUSE														USA				1 Jun 99	3:32.69
1	13.56	2	14.18	3	13.87	4	14.42	5	14.39	6	14.73	7	14.96	8	14.88	9	14.68	10	15.09
	13.56 (6)		27.74 (3)		41.61 (2)		56.03 (2)		1:10.42 (2)		1:25.15 (1)		1:40.11 (2)		1:54.99 (2)		2:09.67 (3)		2:24.76 (3)
11	14.21	12	13.70	13	13.19	14	13.64												
	2:38.97 (1)		2:52.67 (1)		3:05.86 (1)		3:19.50 (1)												

2 2619 Abel KIPSANG														KEN				22 Nov 96	3:32.72
1	13.18	2	14.22	3	14.06	4	14.43	5	14.43	6	15.06	7	14.52	8	14.98	9	14.61	10	15.24
	13.18 (1)		27.40 (1)		41.46 (1)		55.89 (1)		1:10.32 (1)		1:25.38 (2)		1:39.90 (1)		1:54.88 (1)		2:09.49 (1)		2:24.73 (2)
11	14.40	12	13.62	13	13.14	14	13.74												
	2:39.13 (4)		2:52.75 (2)		3:05.89 (2)		3:19.63 (3)												

3 2706 Niels LAROS														NED				17 Apr 05	3:32.74 ^{NR}
1	13.32	2	14.74	3	14.23	4	14.53	5	14.57	6	14.59	7	14.48	8	14.93	9	14.53	10	15.02
	13.32 (4)		28.06 (6)		42.29 (5)		56.82 (6)		1:11.39 (6)		1:25.98 (5)		1:40.46 (4)		1:55.39 (6)		2:09.92 (6)		2:24.94 (7)
11	15.44	12	12.99	13	12.94	14	13.51												
	2:40.38 (13)		2:53.37 (7)		3:06.31 (6)		3:19.82 (5)												

4 2309 Azeddine HABZ														FRA				19 Jul 93	3:32.79
1	13.32	2	14.31	3	14.13	4	14.46	5	14.48	6	14.69	7	15.54	8	14.26	9	14.59	10	14.85
	13.32 (5)		27.63 (2)		41.76 (3)		56.22 (3)		1:10.70 (3)		1:25.39 (3)		1:40.93 (8)		1:55.19 (4)		2:09.78 (4)		2:24.63 (1)
11	14.49	12	13.73	13	13.16	14	13.60												
	2:39.12 (3)		2:52.85 (4)		3:06.01 (4)		3:19.61 (2)												

5 2737 Narve Gilje NORDÅS														NOR				30 Sep 98	3:32.81
1	14.39	2	14.95	3	13.85	4	14.41	5	14.49	6	14.46	7	14.48	8	14.91	9	14.53	10	14.91
	14.39 (11)		29.34 (14)		43.19 (10)		57.60 (12)		1:12.09 (12)		1:26.55 (10)		1:41.03 (9)		1:55.94 (11)		2:10.47 (10)		2:25.38 (10)
11	14.07	12	13.58	13	13.06	14	13.82												
	2:39.45 (6)		2:53.03 (5)		3:06.09 (5)		3:19.91 (6)												

6 2347 Neil GOURLEY														GBR				7 Feb 95	3:32.97
1	13.67	2	14.56	3	15.79	4	13.27	5	14.21	6	14.91	7	14.43	8	14.97	9	14.49	10	14.92
	13.67 (7)		28.23 (9)		44.02 (11)		57.29 (9)		1:11.50 (8)		1:26.41 (7)		1:40.84 (7)		1:55.81 (9)		2:10.30 (8)		2:25.22 (8)
11	14.48	12	13.97	13	12.96	14	13.72												
	2:39.70 (8)		2:53.67 (9)		3:06.63 (8)		3:20.35 (8)												

7 2841 Tshepo TSHITE														RSA				15 Jan 97	3:32.98
1	13.20	2	14.76	3	14.28	4	14.77	5	14.64	6	14.81	7	14.71	8	14.74	9	14.79	10	15.12
	13.20 (2)		27.96 (5)		42.24 (4)		57.01 (8)		1:11.65 (9)		1:26.46 (9)		1:41.17 (10)		1:55.91 (10)		2:10.70 (12)		2:25.82 (12)
11	14.28	12	14.34	13	13.19	14	12.83												
	2:40.10 (11)		2:54.44 (14)		3:07.63 (12)		3:20.46 (9)												

8 2488 Pietro ARESE														ITA				8 Oct 99	3:33.11 ^{PB}
1	16.26	2	11.82	3	14.48	4	14.37	5	14.54	6	14.72	7	14.38	8	14.99	9	14.46	10	14.87
	16.26 (14)		28.08 (7)		42.56 (8)		56.93 (7)		1:11.47 (7)		1:26.19 (6)		1:40.57 (5)		1:55.56 (7)		2:10.02 (7)		2:24.89 (4)
11	14.67	12	13.83	13	13.58	14	13.78												
	2:39.56 (7)		2:53.39 (8)		3:06.97 (9)		3:20.75 (11)												

9 2253 Adel MECHAAL														ESP				5 Dec 90	3:33.33
1	14.25	2	14.23	3	14.42	4	14.44	5	14.43	6	14.65	7	14.23	8	14.61	9	14.65	10	15.01
	14.25 (10)		28.48 (11)		42.90 (9)		57.34 (10)		1:11.77 (10)		1:26.42 (8)		1:40.65 (6)		1:55.26 (5)		2:09.91 (5)		2:24.92 (6)
11	14.33	12	13.87	13	13.22	14	13.62												
	2:39.25 (5)		2:53.12 (6)		3:06.34 (7)		3:19.96 (7)												

10 2250 Mohamed KATIR														ESP				17 Feb 98	3:33.56
1	14.06	2	14.56	3	13.82	4	14.16	5	14.24	6	14.63	7	14.65	8	15.00	9	14.47	10	15.32
	14.06 (8)		28.62 (12)		42.44 (6)		56.60 (5)		1:10.84 (4)		1:25.47 (4)		1:40.12 (3)		1:55.12 (3)		2:09.59 (2)		2:24.91 (5)
11	14.15	12	13.74	13	13.09	14	13.75												
	2:39.06 (2)		2:52.80 (3)		3:05.89 (2)		3:19.64 (4)												

RACE ANALYSIS
1500 Metres Men - Semi-Final

11 2088 Ruben VERHEYDEN										BEL	22 Dec 00	3:33.96							
1	15.02	2	13.20	3	16.74	4	12.44	5	14.56	6	14.86	7	15.81	8	13.40	9	14.62	10	16.96
	15.02 (13)		28.22 (8)		44.96 (13)		57.40 (11)		1:11.96 (11)		1:26.82 (12)		1:42.63 (13)		1:56.03 (12)		2:10.65 (11)		2:27.61 (14)
11	12.17	12	13.94	13	13.54	14	13.43	13.27											
	2:39.78 (9)		2:53.72 (10)		3:07.26 (10)		3:20.69 (10)												

12 2892 Emil DANIELSSON										SWE	5 Sep 97	3:34.16 ^{PB}							
1	14.48	2	14.34	3	17.50	4	11.68	5	14.20	6	15.03	7	15.06	8	14.10	9	14.60	10	14.72
	14.48 (12)		28.82 (13)		46.32 (14)		58.00 (14)		1:12.20 (13)		1:27.23 (14)		1:42.29 (12)		1:56.39 (14)		2:10.99 (14)		2:25.71 (11)
11	14.48	12	14.05	13	13.23	14	15.25	11.44											
	2:40.19 (12)		2:54.24 (12)		3:07.47 (11)		3:22.72 (13)												

13 2053 Matthew RAMSDEN										AUS	23 Jul 97	3:36.83							
1	14.15	2	14.27	3	16.06	4	13.14	5	17.15	6	12.19	7	14.64	8	14.49	9	14.81	10	15.13
	14.15 (9)		28.42 (10)		44.48 (12)		57.62 (13)		1:14.77 (14)		1:26.96 (13)		1:41.60 (11)		1:56.09 (13)		2:10.90 (13)		2:26.03 (13)
11	13.95	12	14.28	13	14.31	14	14.51	13.75											
	2:39.98 (10)		2:54.26 (13)		3:08.57 (14)		3:23.08 (14)												

14 2470 Andrew COSCORAN										IRL	18 Jun 96	3:37.39							
1	13.24	2	14.51	3	14.70	4	14.15	5	14.79	6	15.23	7	16.30	8	12.69	9	14.83	10	14.83
	13.24 (3)		27.75 (4)		42.45 (7)		56.60 (4)		1:11.39 (5)		1:26.62 (11)		1:42.92 (14)		1:55.61 (8)		2:10.44 (9)		2:25.27 (9)
11	15.69	12	12.91	13	13.81	14	14.76	14.95											
	2:40.96 (14)		2:53.87 (11)		3:07.68 (13)		3:22.44 (12)												

RACE ANALYSIS



1500 Metres Men - Semi-Final

First 6 of each heat (Q) qualify to Final

Heat 2 **2**

20 August 2023 17:40 START TIME

33° C TEMPERATURE 46 % HUMIDITY

1	100 m	2	200 m	3	300 m	4	400 m	5	500 m	6	600 m	7	700 m	8	800 m	9	900 m	10	1000 m
11	1100 m	12	1200 m	13	1300 m	14	1400 m												

1 2730 Jakob INGEBRIGTSEN														NOR 19 Sep 00				3:34.98	
1	14.95	2	15.29	3	16.19	4	14.75	5	15.24	6	15.09	7	15.37	8	14.56	9	13.75	10	14.04
	14.95(13)		30.24(12)		46.43(12)		1:01.18(13)		1:16.42(13)		1:31.51(7)		1:46.88(13)		2:01.44(11)		2:15.19(8)		2:29.23(4)
11	15.12	12	12.29	13	12.90	14	12.97												
	2:44.35(13)		2:56.64(8)		3:09.54(4)		3:22.51(5)		12.47										

2 2351 Josh KERR														GBR 8 Oct 97				3:35.14	
1	13.82	2	15.31	3	15.53	4	15.60	5	15.17	6	15.60	7	14.87	8	14.40	9	14.08	10	14.01
	13.82(5)		29.13(3)		44.66(3)		1:00.26(3)		1:15.43(2)		1:31.03(2)		1:45.90(2)		2:00.30(1)		2:14.38(1)		2:28.39(1)
11	13.74	12	13.43	13	13.48	14	13.33												
	2:42.13(1)		2:55.56(1)		3:09.04(1)		3:22.37(2)		12.77										

3 2993 Cole HOCKER														USA 6 Jun 01				3:35.23	
1	13.95	2	15.03	3	15.48	4	15.64	5	15.27	6	15.63	7	14.78	8	14.75	9	14.12	10	14.72
	13.95(7)		28.98(2)		44.46(2)		1:00.10(1)		1:15.37(1)		1:31.00(1)		1:45.78(1)		2:00.53(2)		2:14.65(3)		2:29.37(7)
11	13.44	12	13.19	13	13.34	14	12.95												
	2:42.81(5)		2:56.00(3)		3:09.34(3)		3:22.29(1)		12.94										

4 2246 Mario GARCÍA														ESP 29 Jun 99				3:35.26	
1	13.74	2	15.96	3	15.33	4	15.40	5	15.37	6	15.75	7	14.50	8	14.55	9	13.96	10	14.25
	13.74(4)		29.70(7)		45.03(6)		1:00.43(6)		1:15.80(6)		1:31.55(9)		1:46.05(3)		2:00.60(3)		2:14.56(2)		2:28.81(2)
11	13.58	12	13.38	13	13.48	14	13.25												
	2:42.39(2)		2:55.77(2)		3:09.25(2)		3:22.50(4)		12.76										

5 2801 Isaac NADER														POR 17 Aug 99				3:35.31	
1	13.90	2	15.35	3	15.64	4	15.70	5	15.29	6	15.54	7	14.80	8	14.78	9	13.98	10	14.15
	13.90(6)		29.25(4)		44.89(5)		1:00.59(7)		1:15.88(7)		1:31.42(6)		1:46.22(8)		2:01.00(7)		2:14.98(7)		2:29.13(3)
11	13.70	12	13.67	13	13.08	14	12.90												
	2:42.83(6)		2:56.50(7)		3:09.58(5)		3:22.48(3)		12.83										

6 2606 Reynold Kipkorir CHERUIYOT														KEN 30 Jul 04				3:35.53	
1	14.00	2	16.54	3	15.09	4	15.20	5	15.06	6	15.65	7	14.86	8	14.77	9	14.06	10	14.22
	14.00(9)		30.54(13)		45.63(11)		1:00.83(9)		1:15.89(8)		1:31.54(8)		1:46.40(9)		2:01.17(8)		2:15.23(9)		2:29.45(8)
11	13.49	12	13.45	13	13.21	14	13.19												
	2:42.94(7)		2:56.39(5)		3:09.60(6)		3:22.79(6)		12.74										

7 2654 Charles GRETHEN														LUX 2 Jun 92				3:36.18	
1	13.64	2	15.71	3	15.10	4	15.71	5	15.46	6	16.00	7	14.47	8	14.87	9	14.00	10	14.90
	13.64(1)		29.35(5)		44.45(1)		1:00.16(2)		1:15.62(4)		1:31.62(11)		1:46.09(4)		2:00.96(6)		2:14.96(6)		2:29.86(13)
11	13.91	12	12.69	13	13.43	14	12.97												
	2:43.77(10)		2:56.46(6)		3:09.89(8)		3:22.86(7)		13.32										

8 2750 Samuel TANNER														NZL 24 Aug 00				3:36.58	
1	13.98	2	15.69	3	15.81	4	15.20	5	15.32	6	15.66	7	14.81	8	15.02	9	13.89	10	14.14
	13.98(8)		29.67(6)		45.48(10)		1:00.68(8)		1:16.00(9)		1:31.66(12)		1:46.47(10)		2:01.49(12)		2:15.38(12)		2:29.52(10)
11	14.38	12	12.92	13	13.19	14	13.58												
	2:43.90(11)		2:56.82(10)		3:10.01(9)		3:23.59(11)		12.99										

9 2607 Timothy CHERUIYOT														KEN 20 Nov 95				3:37.40	
1	14.19	2	15.70	3	15.52	4	15.65	5	15.04	6	15.46	7	15.10	8	14.67	9	14.04	10	14.29
	14.19(11)		29.89(10)		45.41(9)		1:01.06(11)		1:16.10(11)		1:31.56(10)		1:46.66(12)		2:01.33(10)		2:15.37(11)		2:29.66(12)
11	14.33	12	13.06	13	13.12	14	13.25												
	2:43.99(12)		2:57.05(12)		3:10.17(11)		3:23.42(8)		13.98										

10 2153 Charles PHILIBERT-THIBOUTOT														CAN 31 Dec 90				3:37.41	
1	14.46	2	15.33	3	15.43	4	15.68	5	15.31	6	15.60	7	14.81	8	14.89	9	13.98	10	14.13
	14.46(12)		29.79(8)		45.22(7)		1:00.90(10)		1:16.21(12)		1:31.81(13)		1:46.62(11)		2:01.51(13)		2:15.49(13)		2:29.62(11)
11	13.56	12	13.69	13	13.18	14	13.41												
	2:43.18(8)		2:56.87(11)		3:10.05(10)		3:23.46(9)		13.95										

RACE ANALYSIS
1500 Metres Men - Semi-Final

11 2870 Tom ELMER											SUI	1 Apr 97	3:38.33						
1	13.74	2	16.08	3	16.80	4	13.76	5	15.38	6	15.38	7	15.01	8	14.77	9	14.04	10	14.54
	13.74 (3)		29.82 (9)		46.62 (13)		1:00.38 (5)		1:15.76 (5)		1:31.14 (3)		1:46.15 (6)		2:00.92 (5)		2:14.96 (5)		2:29.50 (9)
11	13.27	12	13.87	13	13.80	14	13.89	14.00											
	2:42.77 (4)		2:56.64 (9)		3:10.44 (12)		3:24.33 (12)												

12 2346 Elliot GILES											GBR	26 May 94	3:39.05						
1	13.69	2	15.13	3	15.97	4	15.53	5	15.25	6	15.81	7	14.76	8	14.69	9	13.93	10	14.53
	13.69 (2)		28.82 (1)		44.79 (4)		1:00.32 (4)		1:15.57 (3)		1:31.38 (4)		1:46.14 (5)		2:00.83 (4)		2:14.76 (4)		2:29.29 (5)
11	13.46	12	13.58	13	13.45	14	13.81	15.46											
	2:42.75 (3)		2:56.33 (4)		3:09.78 (7)		3:23.59 (10)												

13 2054 Adam SPENCER											AUS	4 Oct 01	3:42.10						
1	14.05	2	16.09	3	15.17	4	15.79	5	14.95	6	15.36	7	14.78	8	15.08	9	14.00	10	14.07
	14.05 (10)		30.14 (11)		45.31 (8)		1:01.10 (12)		1:16.05 (10)		1:31.41 (5)		1:46.19 (7)		2:01.27 (9)		2:15.27 (10)		2:29.34 (6)
11	13.96	12	14.28	13	14.42	14	14.90	15.20											
	2:43.30 (9)		2:57.58 (13)		3:12.00 (13)		3:26.90 (13)												

RESULTS



1500 Metres Men - Semi-Final

First 6 of each heat (Q) qualify to Final

RECORDS	RESULT	NAME	COUNTRY	AGE	VENUE	DATE
World Record WR	3:26.00	Hicham EL GUERROUJ	MAR	24	Roma (ITA)	14 Jul 1998
Championships Record CR	3:27.65	Hicham EL GUERROUJ	MAR	25	Sevilla (ESP)	24 Aug 1999
World Leading WL	3:27.14	Jakob INGEBRIGTSEN	NOR	23	Chorzów (POL)	16 Jul 2023
Area Record AR		National Record NR		Personal Best PB		Season Best SB

Heat 1

2

20 August 2023 17:30 START TIME

33° C TEMPERATURE 46 % HUMIDITY

PLACE	BIB	NAME	COUNTRY	DATE OF BIRTH	ORDER	RESULT	
1	3019	Yared NUGUSE	USA	1 Jun 99	13	3:32.69	Q
2	2619	Abel KIPSANG	KEN	22 Nov 96	9	3:32.72	Q
3	2706	Niels LAROS	NED	17 Apr 05	4	3:32.74	Q NR
4	2309	Azeddine HABZ	FRA	19 Jul 93	5	3:32.79	Q
5	2737	Narve Gilje NORDÅS	NOR	30 Sep 98	1	3:32.81	Q
6	2347	Neil GOURLEY	GBR	7 Feb 95	12	3:32.97	Q
7	2841	Tshepo TSHITE	RSA	15 Jan 97	8	3:32.98	
8	2488	Pietro ARESE	ITA	8 Oct 99	10	3:33.11	PB
9	2253	Adel MECHAAL	ESP	5 Dec 90	14	3:33.33	
10	2250	Mohamed KATIR	ESP	17 Feb 98	6	3:33.56	
11	2088	Ruben VERHEYDEN	BEL	22 Dec 00	3	3:33.96	
12	2892	Emil DANIELSSON	SWE	5 Sep 97	7	3:34.16	PB
13	2053	Matthew RAMSDEN	AUS	23 Jul 97	11	3:36.83	
14	2470	Andrew COSCORAN	IRL	18 Jun 96	2	3:37.39	

INTERMEDIATE TIMES

100 m	13.18	Abel KIPSANG	200 m	27.40	Abel KIPSANG
300 m	41.46	Abel KIPSANG	400 m	55.89	Abel KIPSANG
500 m	1:10.32	Abel KIPSANG	600 m	1:25.15	Yared NUGUSE
700 m	1:39.90	Abel KIPSANG	800 m	1:54.88	Abel KIPSANG
900 m	2:09.49	Abel KIPSANG	1000 m	2:24.63	Azeddine HABZ
1100 m	2:38.97	Yared NUGUSE	1200 m	2:52.67	Yared NUGUSE
1300 m	3:05.86	Yared NUGUSE	1400 m	3:19.50	Yared NUGUSE

RESULTS
1500 Metres Men - Semi-Final

Heat 2

2

20 August 2023

17:40 START TIME

33° C
TEMPERATURE

46 %
HUMIDITY

PLACE	BIB	NAME	COUNTRY	DATE OF BIRTH	ORDER	RESULT	
1	2730	Jakob INGEBRIGTSEN	NOR	19 Sep 00	1	3:34.98	Q
2	2351	Josh KERR	GBR	8 Oct 97	13	3:35.14	Q
3	2993	Cole HOCKER	USA	6 Jun 01	11	3:35.23	Q
4	2246	Mario GARCÍA	ESP	29 Jun 99	12	3:35.26	Q
5	2801	Isaac NADER	POR	17 Aug 99	4	3:35.31	Q
6	2606	Reynold Kipkorir CHERUIYOT	KEN	30 Jul 04	6	3:35.53	Q
7	2654	Charles GRETHEN	LUX	2 Jun 92	9	3:36.18	
8	2750	Samuel TANNER	NZL	24 Aug 00	8	3:36.58	
9	2607	Timothy CHERUIYOT	KEN	20 Nov 95	2	3:37.40	
10	2153	Charles PHILIBERT-THIBOUTOT	CAN	31 Dec 90	5	3:37.41	
11	2870	Tom ELMER	SUI	1 Apr 97	3	3:38.33	
12	2346	Elliot GILES	GBR	26 May 94	7	3:39.05	
13	2054	Adam SPENCER	AUS	4 Oct 01	10	3:42.10	

INTERMEDIATE TIMES

100 m	13.64 Charles GRETHEN	200 m	28.82 Elliot GILES
300 m	44.45 Charles GRETHEN	400 m	1:00.10 Cole HOCKER
500 m	1:15.37 Cole HOCKER	600 m	1:31.00 Cole HOCKER
700 m	1:45.78 Cole HOCKER	800 m	2:00.30 Josh KERR
900 m	2:14.38 Josh KERR	1000 m	2:28.39 Josh KERR
1100 m	2:42.13 Josh KERR	1200 m	2:55.56 Josh KERR
1300 m	3:09.04 Josh KERR	1400 m	3:22.29 Cole HOCKER

ALL-TIME OUTDOOR TOP LIST

RESULT	NAME	VENUE	DATE
3:26.00	Hicham EL GUERROUJ (MAR)	Roma (ITA)	14 Jul 98
3:26.34	Bernard LAGAT (KEN)	Bruxelles (BEL)	24 Aug 01
3:26.69	Asbel KIPROP (KEN)	Monaco (MON)	17 Jul 15
3:27.14	Jakob INGEBRIGTSEN (NOR)	Chorzów (POL)	16 Jul 23
3:27.37	Noureddine MORCELI (ALG)	Nice (FRA)	12 Jul 95
3:27.64	Silas KIPLAGAT (KEN)	Monaco (MON)	18 Jul 14
3:28.12	Noah NGENY (KEN)	Zürich (SUI)	11 Aug 00
3:28.28	Timothy CHERUIYOT (KEN)	Monaco (MON)	9 Jul 21
3:28.75	Taoufik MAKHLOUFI (ALG)	Monaco (MON)	17 Jul 15
3:28.76	Mohamed KATIR (ESP)	Monaco (MON)	9 Jul 21

2023 OUTDOOR TOP LIST

RESULT	NAME	VENUE	2023
3:27.14	Jakob INGEBRIGTSEN (NOR)	Chorzów (POL)	16 Jul
3:28.89	Mohamed KATIR (ESP)	Oslo (NOR)	15 Jun
3:29.02	Yared NUGUSE (USA)	Oslo (NOR)	15 Jun
3:29.08	Timothy CHERUIYOT (KEN)	Oslo (NOR)	15 Jun
3:29.11	Abel KIPSANG (KEN)	Chorzów (POL)	16 Jul
3:29.18	Mario GARCÍA (ESP)	Oslo (NOR)	15 Jun
3:29.26	Azeddine HABZ (FRA)	Oslo (NOR)	15 Jun
3:29.41	Oliver HOARE (AUS)	Oslo (NOR)	15 Jun
3:29.47	Narve Gilje NORDÅS (NOR)	Oslo (NOR)	15 Jun
3:29.51	Lamecha GIRMA (ETH)	Lausanne (SUI)	30 Jun

SUMMARY



1500 Metres Men - Round 1

First 6 of each heat (Q) qualify to Semi-Final

RECORDS	RESULT	NAME	COUNTRY	AGE	VENUE	DATE
World Record WR	3:26.00	Hicham EL GUERROUJ	MAR	24	Roma (ITA)	14 Jul 1998
Championships Record CR	3:27.65	Hicham EL GUERROUJ	MAR	25	Sevilla (ESP)	24 Aug 1999
World Leading WL	3:27.14	Jakob INGEBRIGTSEN	NOR	23	Chorzów (POL)	16 Jul 2023
Area Record AR		National Record NR		Personal Best PB		Season Best SB

19 August 2023

RANK	PLACE	HEAT	BIB	NAME	COUNTRY	DATE of BIRTH	RESULT	
1	1	1	2730	Jakob INGEBRIGTSEN	NOR	19 Sep 00	3:33.94	Q
2	2	1	2351	Josh KERR	GBR	8 Oct 97	3:34.00	Q
3	1	4	2619	Abel KIPSANG	KEN	22 Nov 96	3:34.08	Q
4	2	4	3019	Yared NUGUSE	USA	1 Jun 99	3:34.16	Q
5	3	4	2054	Adam SPENCER	AUS	4 Oct 01	3:34.17	Q
6	3	1	2606	Reynold Kipkorir CHERUIYOT	KEN	30 Jul 04	3:34.24	Q
7	1	3	2706	Niels LAROS	NED	17 Apr 05	3:34.25	Q
8	4	4	2654	Charles GRETHEN	LUX	2 Jun 92	3:34.32	Q SB
9	2	3	2250	Mohamed KATIR	ESP	17 Feb 98	3:34.34	Q
10	4	1	2253	Adel MECHAAL	ESP	5 Dec 90	3:34.35	Q
11	5	1	2801	Isaac NADER	POR	17 Aug 99	3:34.36	Q
12	3	3	2993	Cole HOCKER	USA	6 Jun 01	3:34.43	Q
13	4	3	2488	Pietro ARESE	ITA	8 Oct 99	3:34.48	Q
14	6	1	2153	Charles PHILIBERT-THIBOUTOT	CAN	31 Dec 90	3:34.60	Q
15	5	4	2346	Elliot GILES	GBR	26 May 94	3:34.63	Q
16	5	3	2737	Narve Gilje NORDÅS	NOR	30 Sep 98	3:34.67	Q
17	6	4	2470	Andrew COSCORAN	IRL	18 Jun 96	3:34.75	Q
18	7	4	2507	Ossama MESLEK	ITA	8 Jan 97	3:35.12	
19	6	3	2309	Azeddine HABZ	FRA	19 Jul 93	3:35.16	Q
20	8	4	2007	Salim KEDDAR	ALG	23 Nov 93	3:35.17	
21	7	1	2365	Amos BARTELSMEYER	GER	25 Jul 94	3:35.44	
22	9	4	2089	Jochem VERMEULEN	BEL	2 Aug 98	3:35.45	
23	10	4	2661	Anass ESSAYI	MAR	18 May 01	3:35.63	
24	7	3	2049	Stewart MCSWEYN	AUS	1 Jun 95	3:36.01	
25	11	4	2782	Michał ROZMYŚ	POL	13 Mar 95	3:36.26	SB
26	12	4	2057	Raphael PALLITSCH	AUT	18 Dec 89	3:36.47	PB
27	8	1	2284	Samuel ZELEKE	ETH	9 Mar 99	3:36.57	
28	8	3	2151	Kieran LUMB	CAN	2 Aug 98	3:36.66	
29	9	3	2665	Abdellatif SADIKI	MAR	15 Jan 99	3:37.19	
30	13	4	2215	Kristian Uldbjerg HANSEN	DEN	15 Aug 96	3:37.27	PB
31	10	3	2855	Elzan BIBIĆ	SRB	8 Jan 99	3:37.45	
32	11	3	2443	István SZÖGI	HUN	12 Sep 95	3:37.57	
33	9	1	2865	Abraham GUEM	SSD	29 Apr 99	3:37.85	PB
34	12	3	2947	Abu MAYANJA	UGA	9 Oct 95	3:38.15	
35	13	3	2463	Ajay Kumar SAROJ	IND	1 May 97	3:38.24	PB
36	14	3	2018	Diego Javier LACAMOIRE	ARG	9 May 98	3:38.92	PB
37	10	1	2831	Ryan MPHABLELE	RSA	20 Jun 98	3:39.16	
38	11	1	2023	Yervand MKRTCHYAN	ARM	11 Jun 96	3:39.35	NR
39	15	3	2078	Ismael DEBJANI	BEL	25 Sep 90	3:39.73	
40	12	1	2475	Nicholas GRIGGS	IRL	18 Dec 04	3:40.72	

SUMMARY
1500 Metres Men - Round 1

19 August 2023

RANK	PLACE	HEAT	BIB	NAME	COUNTRY	DATE of BIRTH	RESULT	
41	14	4	2275	Adisu GIRMA	ETH	10 Dec 99	3:45.86	
42	13	1	2053	Matthew RAMSDEN	AUS	23 Jul 97	3:46.45	qR
43	1	2	2246	Mario GARCÍA	ESP	29 Jun 99	3:46.77	Q
44	2	2	2841	Tshepo TSHITE	RSA	15 Jan 97	3:46.79	Q
45	3	2	2347	Neil GOURLEY	GBR	7 Feb 95	3:46.87	Q
46	4	2	2750	Samuel TANNER	NZL	24 Aug 00	3:46.93	Q
47	5	2	2088	Ruben VERHEYDEN	BEL	22 Dec 00	3:47.02	Q
48	6	2	2607	Timothy CHERUIYOT	KEN	20 Nov 95	3:47.09	Q
49	7	2	2294	Joonas RINNE	FIN	20 May 95	3:47.16	
50	8	2	3037	Joe WASKOM	USA	12 Apr 01	3:47.26	
51	9	2	2656	Hicham AKANKAM	MAR	4 Apr 98	3:47.45	
52	10	2	2476	Luke MCCANN	IRL	12 Mar 98	3:47.48	
53	11	2	2278	Teddese LEMI	ETH	20 Jan 99	3:47.49	
54	12	2	2806	Rob NAPOLITANO	PUR	3 Nov 94	3:48.29	
55	13	2	2492	João BUSSOTTI NEVES	ITA	10 May 93	3:48.55	
56	14	2	2324	Julian RANC	FRA	14 Sep 96	3:48.63	
57	14	1	2870	Tom ELMER	SUI	1 Apr 97	3:55.72	qR
58	15	1	2892	Emil DANIELSSON	SWE	5 Sep 97	3:57.70	qR

NOTE  BIB 2089 (Jochem VERMEULEN) - TR17.4.3 or TR17.4.4

ALL-TIME OUTDOOR TOP LIST				2023 OUTDOOR TOP LIST			
RESULT	NAME	VENUE	DATE	RESULT	NAME	VENUE	2023
3:26.00	Hicham EL GUERROUJ (MAR)	Roma (ITA)	14 Jul 98	3:27.14	Jakob INGEBRIGTSEN (NOR)	Chorzów (POL)	16 Jul
3:26.34	Bernard LAGAT (KEN)	Bruxelles (BEL)	24 Aug 01	3:28.89	Mohamed KATIR (ESP)	Oslo (NOR)	15 Jun
3:26.69	Asbel KIPROP (KEN)	Monaco (MON)	17 Jul 15	3:29.02	Yared NUGUSE (USA)	Oslo (NOR)	15 Jun
3:27.14	Jakob INGEBRIGTSEN (NOR)	Chorzów (POL)	16 Jul 23	3:29.08	Timothy CHERUIYOT (KEN)	Oslo (NOR)	15 Jun
3:27.37	Noureddine MORCELI (ALG)	Nice (FRA)	12 Jul 95	3:29.11	Abel KIPSANG (KEN)	Chorzów (POL)	16 Jul
3:27.64	Silas KIPLAGAT (KEN)	Monaco (MON)	18 Jul 14	3:29.18	Mario GARCÍA (ESP)	Oslo (NOR)	15 Jun
3:28.12	Noah NGENY (KEN)	Zürich (SUI)	11 Aug 00	3:29.26	Azeddine HABZ (FRA)	Oslo (NOR)	15 Jun
3:28.28	Timothy CHERUIYOT (KEN)	Monaco (MON)	9 Jul 21	3:29.41	Oliver HOARE (AUS)	Oslo (NOR)	15 Jun
3:28.75	Taoufik MAKHLOUFI (ALG)	Monaco (MON)	17 Jul 15	3:29.47	Narve Gilje NORDÅS (NOR)	Oslo (NOR)	15 Jun
3:28.76	Mohamed KATIR (ESP)	Monaco (MON)	9 Jul 21	3:29.51	Lamecha GIRMA (ETH)	Lausanne (SUI)	30 Jun

RACE ANALYSIS



1500 Metres Men - Round 1

First 6 of each heat (Q) qualify to Semi-Final

Heat 1

4

19 August 2023

19:02 START TIME

28° C TEMPERATURE

60 % HUMIDITY

1	100 m	2	200 m	3	300 m	4	400 m	5	500 m	6	600 m	7	700 m	8	800 m	9	900 m	10	1000 m
11	1100 m	12	1200 m	13	1300 m	14	1400 m												
1	2730	Jakob INGEBRIGTSEN														NOR	19 Sep 00	3:33.94	
1	15.25	2	14.18	3	13.70	4	14.68	5	14.52	6	15.09	7	15.78	8	13.37	9	14.49	10	14.27
	15.25 (15)		29.43 (12)		43.13 (4)		57.81 (3)		1:12.33 (3)		1:27.42 (4)		1:43.20 (12)		1:56.57 (3)		2:11.06 (3)		2:25.33 (1)
11	13.98	12	13.99	13	13.71	14	13.59	13.34											
	2:39.31 (2)		2:53.30 (1)		3:07.01 (1)		3:20.60 (2)												
2	2351	Josh KERR														GBR	8 Oct 97	3:34.00	
1	13.76	2	14.41	3	14.53	4	15.21	5	14.94	6	14.85	7	14.34	8	14.65	9	14.31	10	14.45
	13.76 (4)		28.17 (3)		42.70 (2)		57.91 (6)		1:12.85 (8)		1:27.70 (8)		1:42.04 (3)		1:56.69 (4)		2:11.00 (2)		2:25.45 (2)
11	13.83	12	14.06	13	13.71	14	13.42	13.53											
	2:39.28 (1)		2:53.34 (2)		3:07.05 (2)		3:20.47 (1)												
3	2606	Reynold Kipkorir CHERUIYOT														KEN	30 Jul 04	3:34.24	
1	13.39	2	14.40	3	14.79	4	15.09	5	14.99	6	15.18	7	15.51	8	13.61	9	14.73	10	15.14
	13.39 (1)		27.79 (1)		42.58 (1)		57.67 (2)		1:12.66 (6)		1:27.84 (9)		1:43.35 (13)		1:56.96 (7)		2:11.69 (10)		2:26.83 (7)
11	12.94	12	13.95	13	13.72	14	13.90	12.90											
	2:39.77 (4)		2:53.72 (5)		3:07.44 (5)		3:21.34 (6)												
4	2253	Adel MECHAAL														ESP	5 Dec 90	3:34.35	
1	14.29	2	14.27	3	14.65	4	14.88	5	14.95	6	15.36	7	13.99	8	14.75	9	14.28	10	14.66
	14.29 (9)		28.56 (8)		43.21 (7)		58.09 (8)		1:13.04 (10)		1:28.40 (15)		1:42.39 (6)		1:57.14 (10)		2:11.42 (8)		2:26.08 (6)
11	13.65	12	13.72	13	13.87	14	13.34	13.69											
	2:39.73 (3)		2:53.45 (3)		3:07.32 (4)		3:20.66 (3)												
5	2801	Isaac NADER														POR	17 Aug 99	3:34.36	
1	13.88	2	14.47	3	15.50	4	14.04	5	14.83	6	14.87	7	14.80	8	14.53	9	14.37	10	14.56
	13.88 (5)		28.35 (5)		43.85 (13)		57.89 (5)		1:12.72 (7)		1:27.59 (5)		1:42.39 (7)		1:56.92 (6)		2:11.29 (5)		2:25.85 (4)
11	14.36	12	13.25	13	13.72	14	13.62	13.56											
	2:40.21 (6)		2:53.46 (4)		3:07.18 (3)		3:20.80 (4)												
6	2153	Charles PHILIBERT-THIBOUTOT														CAN	31 Dec 90	3:34.60	
1	14.06	2	14.37	3	14.78	4	15.03	5	14.64	6	14.73	7	15.19	8	14.33	9	14.23	10	16.21
	14.06 (7)		28.43 (6)		43.21 (6)		58.24 (10)		1:12.88 (9)		1:27.61 (7)		1:42.80 (10)		1:57.13 (9)		2:11.36 (6)		2:27.57 (12)
11	12.23	12	13.97	13	13.75	14	13.62	13.46											
	2:39.80 (5)		2:53.77 (6)		3:07.52 (6)		3:21.14 (5)												
7	2365	Amos BARTELSMEYER														GER	25 Jul 94	3:35.44	
1	13.90	2	14.58	3	14.88	4	14.92	5	14.81	6	14.90	7	14.72	8	14.91	9	14.87	10	14.42
	13.90 (6)		28.48 (7)		43.36 (9)		58.28 (11)		1:13.09 (12)		1:27.99 (11)		1:42.71 (8)		1:57.62 (13)		2:12.49 (15)		2:26.91 (8)
11	13.54	12	13.86	13	14.00	14	13.71	13.42											
	2:40.45 (7)		2:54.31 (9)		3:08.31 (9)		3:22.02 (7)												
8	2284	Samuel ZELEKE														ETH	9 Mar 99	3:36.57	
1	14.62	2	14.26	3	14.69	4	14.62	5	13.99	6	14.70	7	15.20	8	14.22	9	14.87	10	14.90
	14.62 (13)		28.88 (9)		43.57 (10)		58.19 (9)		1:12.18 (2)		1:26.88 (1)		1:42.08 (5)		1:56.30 (2)		2:11.17 (4)		2:26.07 (5)
11	14.44	12	13.53	13	13.92	14	14.14	14.47											
	2:40.51 (8)		2:54.04 (8)		3:07.96 (8)		3:22.10 (8)												
9	2865	Abraham GUEM														SSD	29 Apr 99	3:37.85 ^{PB}	
1	14.44	2	16.18	3	13.21	4	14.71	5	14.70	6	14.96	7	14.59	8	14.66	9	14.42	10	15.12
	14.44 (12)		30.62 (15)		43.83 (11)		58.54 (13)		1:13.24 (13)		1:28.20 (12)		1:42.79 (9)		1:57.45 (11)		2:11.87 (12)		2:26.99 (9)
11	14.13	12	14.03	13	13.95	14	14.17	14.58											
	2:41.12 (11)		2:55.15 (11)		3:09.10 (10)		3:23.27 (10)												
10	2831	Ryan MPHAAHLELE														RSA	20 Jun 98	3:39.16	
1	13.55	2	14.56	3	14.59	4	14.87	5	14.48	6	14.87	7	14.49	8	14.70	9	14.80	10	14.63
	13.55 (2)		28.11 (2)		42.70 (2)		57.57 (1)		1:12.05 (1)		1:26.92 (2)		1:41.41 (1)		1:56.11 (1)		2:10.91 (1)		2:25.54 (3)
11	15.27	12	13.07	13	13.84	14	15.23	16.21											
	2:40.81 (10)		2:53.88 (7)		3:07.72 (7)		3:22.95 (9)												

RACE ANALYSIS
1500 Metres Men - Round 1

11 2023 Yervand MKRTCHYAN											ARM	11 Jun 96	3:39.35 ^{NR}							
1	14.08	2	14.91	3	15.61	4	14.04	5	14.76	6	14.99	7	15.45	8	14.06	9	14.52	10	15.08	
	14.08 (8)		28.99 (10)		44.60 (15)		58.64 (14)		1:13.40 (14)		1:28.39 (14)		1:43.84 (14)		1:57.90 (15)		2:12.42 (14)		2:27.50 (11)	
11	14.88	12	13.40	13	14.38	14	14.76		14.43											
	2:42.38 (12)		2:55.78 (12)		3:10.16 (12)		3:24.92 (12)													
12 2475 Nicholas GRIGGS											IRL	18 Dec 04	3:40.72							
1	14.39	2	15.07	3	14.41	4	14.53	5	14.67	6	14.89	7	16.52	8	12.98	9	14.25	10	15.37	
	14.39 (10)		29.46 (13)		43.87 (14)		58.40 (12)		1:13.07 (11)		1:27.96 (10)		1:44.48 (15)		1:57.46 (12)		2:11.71 (11)		2:27.08 (10)	
11	13.69	12	14.18	13	14.78	14	15.13		15.86											
	2:40.77 (9)		2:54.95 (10)		3:09.73 (11)		3:24.86 (11)													
13 2053 Matthew RAMSDEN											AUS	23 Jul 97	3:46.45							
1	14.83	2	14.96	3	14.05	4	14.90	5	14.73	6	14.78	7	14.86	8	14.52	9	14.42	10	18.21	
	14.83 (14)		29.79 (14)		43.84 (12)		58.74 (15)		1:13.47 (15)		1:28.25 (13)		1:43.11 (11)		1:57.63 (14)		2:12.05 (13)		2:30.26 (13)	
11	14.93	12	15.24	13	15.42	14	15.45		15.15											
	2:45.19 (13)		3:00.43 (13)		3:15.85 (13)		3:31.30 (13)													
14 2870 Tom ELMER											SUI	1 Apr 97	3:55.72							
1	13.61	2	14.67	3	14.87	4	14.67	5	14.68	6	15.10	7	14.46	8	14.69	9	14.64	10	32.61	
	13.61 (3)		28.28 (4)		43.15 (5)		57.82 (4)		1:12.50 (4)		1:27.60 (6)		1:42.06 (4)		1:56.75 (5)		2:11.39 (7)		2:44.00 (14)	
11	15.39	12	14.03	13	14.24	14	13.76		14.30											
	2:59.39 (14)		3:13.42 (14)		3:27.66 (14)		3:41.42 (14)													
15 2892 Emil DANIELSSON											SWE	5 Sep 97	3:57.70							
1	14.40	2	14.76	3	14.14	4	14.64	5	14.67	6	14.72	7	14.69	8	14.98	9	14.49	10	33.73	
	14.40 (11)		29.16 (11)		43.30 (8)		57.94 (7)		1:12.61 (5)		1:27.33 (3)		1:42.02 (2)		1:57.00 (8)		2:11.49 (9)		2:45.22 (15)	
11	14.28	12	13.99	13	14.26	14	14.08		15.87											
	2:59.50 (15)		3:13.49 (15)		3:27.75 (15)		3:41.83 (15)													

RACE ANALYSIS



1500 Metres Men - Round 1

First 6 of each heat (Q) qualify to Semi-Final

Heat 2 4

19 August 2023

19:12 START TIME

28° C TEMPERATURE
60 % HUMIDITY

1	100 m	2	200 m	3	300 m	4	400 m	5	500 m	6	600 m	7	700 m	8	800 m	9	900 m	10	1000 m
11	1100 m	12	1200 m	13	1300 m	14	1400 m												

1 2246 Mario GARCÍA										ESP		29 Jun 99	3:46.77						
1	13.97	2	15.99	3	18.06	4	18.21	5	17.67	6	17.56	7	15.84	8	14.85	9	14.49	10	13.86
	13.97 (10)		29.96 (12)		48.02 (9)		1:06.23 (12)		1:23.90 (6)		1:41.46 (7)		1:57.30 (3)		2:12.15 (2)		2:26.64 (5)		2:40.50 (1)
11	15.23	12	11.73	13	13.13	14	13.51	12.67											
	2:55.73 (14)		3:07.46 (3)		3:20.59 (3)		3:34.10 (6)												

2 2841 Tshepo TSHITE										RSA		15 Jan 97	3:46.79						
1	13.48	2	16.20	3	20.16	4	16.01	5	18.38	6	18.16	7	15.63	8	14.77	9	14.33	10	14.39
	13.48 (1)		29.68 (6)		49.84 (12)		1:05.85 (8)		1:24.23 (11)		1:42.39 (14)		1:58.02 (10)		2:12.79 (11)		2:27.12 (12)		2:41.51 (14)
11	13.77	12	13.26	13	12.73	14	13.01	12.51											
	2:55.28 (12)		3:08.54 (14)		3:21.27 (14)		3:34.28 (11)												

3 2347 Neil GOURLEY										GBR		7 Feb 95	3:46.87						
1	13.50	2	16.08	3	17.83	4	18.08	5	18.26	6	17.59	7	17.30	8	13.72	9	14.43	10	14.20
	13.50 (2)		29.58 (4)		47.41 (2)		1:05.49 (1)		1:23.75 (2)		1:41.34 (2)		1:58.64 (13)		2:12.36 (5)		2:26.79 (9)		2:40.99 (7)
11	13.39	12	13.67	13	12.97	14	13.17	12.68											
	2:54.38 (9)		3:08.05 (12)		3:21.02 (12)		3:34.19 (8)												

4 2750 Samuel TANNER										NZL		24 Aug 00	3:46.93						
1	13.52	2	16.20	3	18.45	4	17.43	5	18.28	6	17.73	7	16.13	8	14.89	9	13.98	10	14.09
	13.52 (3)		29.72 (7)		48.17 (11)		1:05.60 (4)		1:23.88 (5)		1:41.61 (10)		1:57.74 (8)		2:12.63 (8)		2:26.61 (4)		2:40.70 (4)
11	14.58	12	12.36	13	12.99	14	13.29	13.01											
	2:55.28 (13)		3:07.64 (5)		3:20.63 (5)		3:33.92 (3)												

5 2088 Ruben VERHEYDEN										BEL		22 Dec 00	3:47.02						
1	15.08	2	14.55	3	18.05	4	18.16	5	18.16	6	17.40	7	15.86	8	15.04	9	14.12	10	14.29
	15.08 (14)		29.63 (5)		47.68 (7)		1:05.84 (7)		1:24.00 (7)		1:41.40 (4)		1:57.26 (2)		2:12.30 (3)		2:26.42 (2)		2:40.71 (5)
11	13.13	12	13.51	13	13.16	14	13.47	13.04											
	2:53.84 (2)		3:07.35 (2)		3:20.51 (2)		3:33.98 (4)												

6 2607 Timothy CHERUIYOT										KEN		20 Nov 95	3:47.09						
1	14.22	2	15.83	3	18.03	4	18.23	5	18.18	6	17.53	7	15.21	8	14.78	9	14.40	10	14.24
	14.22 (12)		30.05 (13)		48.08 (10)		1:06.31 (13)		1:24.49 (13)		1:42.02 (12)		1:57.23 (1)		2:12.01 (1)		2:26.41 (1)		2:40.65 (2)
11	13.15	12	13.48	13	13.22	14	13.38	13.21											
	2:53.80 (1)		3:07.28 (1)		3:20.50 (1)		3:33.88 (1)												

7 2294 Joonas RINNE										FIN		20 May 95	3:47.16						
1	13.83	2	15.97	3	20.79	4	15.55	5	18.17	6	17.51	7	16.24	8	15.00	9	13.71	10	14.26
	13.83 (9)		29.80 (10)		50.59 (14)		1:06.14 (11)		1:24.31 (12)		1:41.82 (11)		1:58.06 (11)		2:13.06 (13)		2:26.77 (8)		2:41.03 (9)
11	13.09	12	13.62	13	13.13	14	13.26	13.03											
	2:54.12 (5)		3:07.74 (7)		3:20.87 (10)		3:34.13 (7)												

8 3037 Joe WASKOM										USA		12 Apr 01	3:47.26						
1	13.61	2	15.90	3	17.76	4	18.49	5	18.30	6	17.49	7	16.07	8	15.04	9	14.17	10	14.06
	13.61 (6)		29.51 (3)		47.27 (1)		1:05.76 (6)		1:24.06 (8)		1:41.55 (9)		1:57.62 (6)		2:12.66 (9)		2:26.83 (10)		2:40.89 (6)
11	13.33	12	13.75	13	12.81	14	13.45	13.03											
	2:54.22 (6)		3:07.97 (10)		3:20.78 (8)		3:34.23 (9)												

9 2656 Hicham AKANKAM										MAR		4 Apr 98	3:47.45						
1	13.58	2	15.78	3	18.05	4	18.10	5	18.25	6	17.51	7	16.12	8	15.09	9	14.24	10	14.45
	13.58 (4)		29.36 (1)		47.41 (3)		1:05.51 (2)		1:23.76 (3)		1:41.27 (1)		1:57.39 (4)		2:12.48 (6)		2:26.72 (7)		2:41.17 (12)
11	13.14	12	13.96	13	12.74	14	13.32	13.12											
	2:54.31 (7)		3:08.27 (13)		3:21.01 (11)		3:34.33 (12)												

10 2476 Luke MCCANN										IRL		12 Mar 98	3:47.48						
1	14.02	2	15.91	3	17.76	4	18.44	5	18.03	6	17.39	7	15.85	8	14.96	9	14.59	10	14.16
	14.02 (11)		29.93 (11)		47.69 (8)		1:06.13 (10)		1:24.16 (9)		1:41.55 (8)		1:57.40 (5)		2:12.36 (4)		2:26.95 (11)		2:41.11 (11)
11	13.34	12	13.55	13	12.62	14	13.29	13.57											
	2:54.45 (10)		3:08.00 (11)		3:20.62 (4)		3:33.91 (2)												

RACE ANALYSIS
1500 Metres Men - Round 1

11 2278 Teddese LEMI											ETH		20 Jan 99	3:47.49					
1	14.25	2	16.15	3	20.11	4	16.00	5	18.18	6	17.45	7	16.22	8	14.79	9	14.26	10	13.93
	14.25 (13)		30.40 (14)		50.51 (13)		1:06.51 (14)		1:24.69 (14)		1:42.14 (13)		1:58.36 (12)		2:13.15 (14)		2:27.41 (13)		2:41.34 (13)
11	13.12	12	13.35	13	12.86	14	13.59	13.23											
	2:54.46 (11)		3:07.81 (8)		3:20.67 (6)		3:34.26 (10)												

12 2806 Rob NAPOLITANO											PUR		3 Nov 94	3:48.29					
1	13.71	2	16.08	3	17.78	4	18.32	5	18.32	6	17.21	7	16.24	8	15.03	9	15.40	10	12.96
	13.71 (7)		29.79 (9)		47.57 (5)		1:05.89 (9)		1:24.21 (10)		1:41.42 (6)		1:57.66 (7)		2:12.69 (10)		2:28.09 (14)		2:41.05 (10)
11	13.30	12	13.55	13	13.20	14	13.44	13.75											
	2:54.35 (8)		3:07.90 (9)		3:21.10 (13)		3:34.54 (13)												

13 2492 Joao BUSSOTTI NEVES											ITA		10 May 93	3:48.55					
1	13.61	2	15.79	3	18.23	4	17.91	5	18.20	6	17.66	7	16.60	8	14.97	9	13.70	10	14.00
	13.61 (5)		29.40 (2)		47.63 (6)		1:05.54 (3)		1:23.74 (1)		1:41.40 (5)		1:58.00 (9)		2:12.97 (12)		2:26.67 (6)		2:40.67 (3)
11	13.28	12	13.60	13	13.13	14	13.40	14.47											
	2:53.95 (3)		3:07.55 (4)		3:20.68 (7)		3:34.08 (5)												

14 2324 Julian RANC											FRA		14 Sep 96	3:48.63					
1	13.74	2	16.00	3	17.72	4	18.19	5	18.22	6	17.48	7	17.35	8	13.79	9	14.08	10	14.43
	13.74 (8)		29.74 (8)		47.46 (4)		1:05.65 (5)		1:23.87 (4)		1:41.35 (3)		1:58.70 (14)		2:12.49 (7)		2:26.57 (3)		2:41.00 (8)
11	13.03	12	13.67	13	13.12	14	14.93	12.88											
	2:54.03 (4)		3:07.70 (6)		3:20.82 (9)		3:35.75 (14)												

RACE ANALYSIS



1500 Metres Men - Round 1

First 6 of each heat (Q) qualify to Semi-Final

Heat 3 **4**

19 August 2023 19:20 START TIME 28° C TEMPERATURE 60 % HUMIDITY

1	100 m	2	200 m	3	300 m	4	400 m	5	500 m	6	600 m	7	700 m	8	800 m	9	900 m	10	1000 m
11	1100 m	12	1200 m	13	1300 m	14	1400 m												

1 2706 Niels LAROS														NED 17 Apr 05				3:34.25	
1	13.80	2	15.95	3	14.51	4	14.89	5	14.63	6	14.80	7	14.26	8	14.42	9	14.81	10	14.62
	13.80 (1)		29.75(13)		44.26(6)		59.15(8)		1:13.78(10)		1:28.58(8)		1:42.84(5)		1:57.26(5)		2:12.07(3)		2:26.69 (1)
11	14.03	12	13.52	13	13.04	14	14.29	12.68											
	2:40.72 (1)		2:54.24(2)		3:07.28(2)		3:21.57(6)												

2 2250 Mohamed KATIR														ESP 17 Feb 98				3:34.34	
1	14.49	2	15.07	3	15.74	4	14.57	5	13.87	6	15.18	7	13.78	8	14.40	9	14.88	10	14.90
	14.49(14)		29.56(12)		45.30(15)		59.87(15)		1:13.74(9)		1:28.92(12)		1:42.70(3)		1:57.10(2)		2:11.98 (1)		2:26.88(2)
11	13.84	12	13.43	13	13.02	14	13.30	13.87											
	2:40.72(2)		2:54.15 (1)		3:07.17 (1)		3:20.47 (1)												

3 2993 Cole HOCKER														USA 6 Jun 01				3:34.43	
1	14.08	2	15.08	3	14.76	4	14.74	5	14.71	6	14.53	7	15.75	8	13.74	9	14.92	10	14.73
	14.08(8)		29.16(7)		43.92(2)		58.66(3)		1:13.37(4)		1:27.90(4)		1:43.65(12)		1:57.39(7)		2:12.31(7)		2:27.04(5)
11	13.98	12	13.86	13	13.29	14	12.88	13.38											
	2:41.02(6)		2:54.88(8)		3:08.17(7)		3:21.05(2)												

4 2488 Pietro ARESE														ITA 8 Oct 99				3:34.48	
1	14.73	2	15.06	3	15.09	4	14.78	5	14.27	6	15.06	7	13.93	8	14.59	9	14.67	10	15.36
	14.73(15)		29.79(14)		44.88(9)		59.66(13)		1:13.93(12)		1:28.99(13)		1:42.92(6)		1:57.51(8)		2:12.18(4)		2:27.54(11)
11	13.30	12	13.64	13	13.05	14	13.80	13.15											
	2:40.84(3)		2:54.48(4)		3:07.53(3)		3:21.33(5)												

5 2737 Narve Gilje NORDÅS														NOR 30 Sep 98				3:34.67	
1	14.35	2	14.95	3	14.70	4	14.63	5	14.54	6	14.57	7	15.70	8	13.78	9	14.98	10	15.01
	14.35(13)		29.30(10)		44.00(3)		58.63(2)		1:13.17(2)		1:27.74 (1)		1:43.44(9)		1:57.22(4)		2:12.20(5)		2:27.21(8)
11	14.05	12	13.61	13	13.01	14	13.30	13.49											
	2:41.26(8)		2:54.87(7)		3:07.88(5)		3:21.18(4)												

6 2309 Azeddine HABZ														FRA 19 Jul 93				3:35.16	
1	13.83	2	15.08	3	15.09	4	14.74	5	14.47	6	14.67	7	14.65	8	14.64	9	15.26	10	14.61
	13.83(3)		28.91(2)		44.00(4)		58.74(4)		1:13.21(3)		1:27.88(3)		1:42.53(2)		1:57.17(3)		2:12.43(8)		2:27.04(6)
11	13.93	12	13.70	13	12.97	14	13.45	14.07											
	2:40.97(4)		2:54.67(5)		3:07.64(4)		3:21.09(3)												

7 2049 Stewart MCSWEYN														AUS 1 Jun 95				3:36.01	
1	14.28	2	14.81	3	14.72	4	14.58	5	14.54	6	14.93	7	14.50	8	14.72	9	14.95	10	15.00
	14.28(11)		29.09(5)		43.81 (1)		58.39 (1)		1:12.93 (1)		1:27.86(2)		1:42.36 (1)		1:57.08 (1)		2:12.03(2)		2:27.03(4)
11	15.22	12	12.23	13	13.65	14	14.08	13.80											
	2:42.25(13)		2:54.48(3)		3:08.13(6)		3:22.21(7)												

8 2151 Kieran LUMB														CAN 2 Aug 98				3:36.66	
1	14.07	2	15.10	3	15.71	4	14.08	5	14.67	6	14.97	7	14.14	8	14.60	9	14.88	10	14.68
	14.07(7)		29.17(8)		44.88(10)		58.96(6)		1:13.63(7)		1:28.60(9)		1:42.74(4)		1:57.34(6)		2:12.22(6)		2:26.90(3)
11	14.10	12	13.74	13	13.69	14	13.97	14.26											
	2:41.00(5)		2:54.74(6)		3:08.43(8)		3:22.40(8)												

9 2665 Abdellatif SADIKI														MAR 15 Jan 99				3:37.19	
1	14.17	2	14.78	3	15.26	4	14.63	5	14.68	6	14.61	7	15.66	8	13.96	9	14.75	10	14.61
	14.17(10)		28.95(3)		44.21(5)		58.84(5)		1:13.52(6)		1:28.13(6)		1:43.79(13)		1:57.75(10)		2:12.50(10)		2:27.11(7)
11	14.68	12	13.47	13	14.10	14	14.35	13.48											
	2:41.79(11)		2:55.26(9)		3:09.36(11)		3:23.71(11)												

10 2855 Elzan BIBIĆ														SRB 8 Jan 99				3:37.45	
1	13.87	2	15.23	3	15.38	4	14.89	5	14.05	6	14.51	7	15.38	8	14.29	9	14.89	10	14.75
	13.87(4)		29.10(6)		44.48(7)		59.37(10)		1:13.42(5)		1:27.93(5)		1:43.31(8)		1:57.60(9)		2:12.49(9)		2:27.24(9)
11	14.01	12	14.06	13	13.80	14	14.09	14.25											
	2:41.25(7)		2:55.31(10)		3:09.11(9)		3:23.20(9)												

RACE ANALYSIS
1500 Metres Men - Round 1

11 2443 István SZÖGI										HUN		12 Sep 95	3:37.57						
1	14.04	2	14.94	3	15.97	4	14.29	5	14.67	6	14.81	7	15.90	8	13.19	9	14.95	10	15.00
	14.04 (6)		28.98 (4)		44.95 (12)		59.24 (9)		1:13.91 (11)		1:28.72 (10)		1:44.62 (15)		1:57.81 (11)		2:12.76 (13)		2:27.76 (12)
11	13.96	12	14.22	13	13.58	14	13.86	14.19											
	2:41.72 (10)		2:55.94 (13)		3:09.52 (12)		3:23.38 (10)												
12 2947 Abu MAYANJA										UGA		9 Oct 95	3:38.15						
1	13.90	2	15.32	3	15.78	4	14.45	5	14.63	6	15.24	7	14.29	8	14.44	9	14.67	10	14.54
	13.90 (5)		29.22 (9)		45.00 (13)		59.45 (11)		1:14.08 (14)		1:29.32 (15)		1:43.61 (11)		1:58.05 (13)		2:12.72 (12)		2:27.26 (10)
11	14.19	12	13.97	13	13.89	14	14.80	14.04											
	2:41.45 (9)		2:55.42 (11)		3:09.31 (10)		3:24.11 (12)												
13 2463 Ajay Kumar SAROJ										IND		1 May 97	3:38.24 ^{PB}						
1	14.34	2	19.12	3	11.78	4	14.61	5	14.47	6	14.73	7	15.25	8	13.92	9	14.79	10	15.32
	14.34 (12)		33.46 (15)		45.24 (14)		59.85 (14)		1:14.32 (15)		1:29.05 (14)		1:44.30 (14)		1:58.22 (15)		2:13.01 (15)		2:28.33 (14)
11	14.37	12	13.07	13	13.97	14	15.17	13.33											
	2:42.70 (14)		2:55.77 (12)		3:09.74 (13)		3:24.91 (14)												
14 2018 Diego Javier LACAMOIRE										ARG		9 May 98	3:38.92 ^{PB}						
1	14.16	2	15.26	3	15.23	4	14.81	5	14.56	6	14.88	7	14.67	8	14.58	9	14.84	10	15.84
	14.16 (9)		29.42 (11)		44.65 (8)		59.46 (12)		1:14.02 (13)		1:28.90 (11)		1:43.57 (10)		1:58.15 (14)		2:12.99 (14)		2:28.83 (15)
11	13.34	12	14.28	13	14.14	14	14.25	14.08											
	2:42.17 (12)		2:56.45 (14)		3:10.59 (14)		3:24.84 (13)												
15 2078 Ismael DEBJANI										BEL		25 Sep 90	3:39.73						
1	13.81	2	15.05	3	16.03	4	14.12	5	14.72	6	14.57	7	14.82	8	14.83	9	14.63	10	15.38
	13.81 (2)		28.86 (1)		44.89 (11)		59.01 (7)		1:13.73 (8)		1:28.30 (7)		1:43.12 (7)		1:57.95 (12)		2:12.58 (11)		2:27.96 (13)
11	15.46	12	13.09	13	14.68	14	14.75	13.79											
	2:43.42 (15)		2:56.51 (15)		3:11.19 (15)		3:25.94 (15)												

RACE ANALYSIS



1500 Metres Men - Round 1

First 6 of each heat (Q) qualify to Semi-Final

Heat 4

4

19 August 2023

19:29 START TIME

28° C TEMPERATURE

60 % HUMIDITY

1	100 m	2	200 m	3	300 m	4	400 m	5	500 m	6	600 m	7	700 m	8	800 m	9	900 m	10	1000 m
11	1100 m	12	1200 m	13	1300 m	14	1400 m												

1 2619 Abel KIPSANG

KEN 22 Nov 96

3:34.08

1	13.12	2	13.81	3	14.11	4	14.28	5	14.95	6	14.66	7	14.99	8	14.80	9	14.74	10	14.92
	13.12 (1)		26.93 (2)		41.04 (1)		55.32 (1)		1:10.27 (1)		1:24.93 (1)		1:39.92 (1)		1:54.72 (1)		2:09.46 (1)		2:24.38 (2)
11	14.40	12	14.25	13	13.82	14	14.07												
	2:38.78 (2)		2:53.03 (1)		3:06.85 (1)		3:20.92 (2)		13.16										

2 3019 Yared NUGUSE

USA 1 Jun 99

3:34.16

1	13.61	2	14.49	3	13.52	4	14.56	5	14.90	6	14.46	7	14.72	8	14.90	9	14.68	10	14.93
	13.61 (10)		28.10 (11)		41.62 (4)		56.18 (7)		1:11.08 (8)		1:25.54 (5)		1:40.26 (3)		1:55.16 (6)		2:09.84 (5)		2:24.77 (7)
11	14.28	12	14.26	13	13.71	14	14.03												
	2:39.05 (4)		2:53.31 (4)		3:07.02 (4)		3:21.05 (4)		13.11										

3 2054 Adam SPENCER

AUS 4 Oct 01

3:34.17

1	13.79	2	14.34	3	14.32	4	14.19	5	15.02	6	14.94	7	15.56	8	13.77	9	14.65	10	14.58
	13.79 (12)		28.13 (12)		42.45 (10)		56.64 (13)		1:11.66 (13)		1:26.60 (12)		1:42.16 (14)		1:55.93 (12)		2:10.58 (12)		2:25.16 (12)
11	14.41	12	14.33	13	13.32	14	14.02												
	2:39.57 (9)		2:53.90 (10)		3:07.22 (7)		3:21.24 (7)		12.93										

4 2654 Charles GRETHEN

LUX 2 Jun 92

3:34.32^{SB}

1	13.21	2	13.63	3	15.79	4	12.88	5	14.89	6	14.73	7	15.24	8	14.39	9	14.84	10	14.66
	13.21 (2)		26.84 (1)		42.63 (12)		55.51 (2)		1:10.40 (2)		1:25.13 (2)		1:40.37 (5)		1:54.76 (2)		2:09.60 (3)		2:24.26 (1)
11	14.76	12	14.18	13	13.78	14	13.93												
	2:39.02 (3)		2:53.20 (3)		3:06.98 (3)		3:20.91 (1)		13.41										

5 2346 Elliot GILES

GBR 26 May 94

3:34.63

1	13.27	2	13.94	3	16.49	4	12.14	5	15.00	6	14.78	7	16.39	8	13.07	9	15.27	10	14.21
	13.27 (4)		27.21 (4)		43.70 (14)		55.84 (4)		1:10.84 (4)		1:25.62 (6)		1:42.01 (12)		1:55.08 (5)		2:10.35 (10)		2:24.56 (4)
11	15.04	12	14.02	13	13.64	14	13.94												
	2:39.60 (11)		2:53.62 (7)		3:07.26 (8)		3:21.20 (6)		13.43										

6 2470 Andrew COSCORAN

IRL 18 Jun 96

3:34.75

1	13.47	2	14.09	3	14.48	4	14.00	5	14.99	6	14.81	7	14.62	8	14.85	9	14.70	10	14.71
	13.47 (7)		27.56 (6)		42.04 (9)		56.04 (6)		1:11.03 (6)		1:25.84 (7)		1:40.46 (6)		1:55.31 (7)		2:10.01 (6)		2:24.72 (5)
11	14.45	12	14.38	13	13.51	14	14.21												
	2:39.17 (6)		2:53.55 (6)		3:07.06 (5)		3:21.27 (8)		13.48										

7 2507 Ossama MESLEK

ITA 8 Jan 97

3:35.12

1	13.45	2	14.21	3	14.29	4	14.57	5	15.00	6	14.74	7	15.78	8	13.79	9	14.63	10	14.66
	13.45 (5)		27.66 (7)		41.95 (7)		56.52 (11)		1:11.52 (11)		1:26.26 (10)		1:42.04 (13)		1:55.83 (11)		2:10.46 (11)		2:25.12 (10)
11	14.25	12	14.36	13	13.67	14	13.91												
	2:39.37 (7)		2:53.73 (8)		3:07.40 (9)		3:21.31 (9)		13.81										

8 2007 Salim KEDDAR

ALG 23 Nov 93

3:35.17

1	13.70	2	14.85	3	13.43	4	14.61	5	14.81	6	14.57	7	14.72	8	15.01	9	14.63	10	14.82
	13.70 (11)		28.55 (13)		41.98 (8)		56.59 (12)		1:11.40 (10)		1:25.97 (8)		1:40.69 (8)		1:55.70 (10)		2:10.33 (9)		2:25.15 (11)
11	15.47	12	13.41	13	13.70	14	13.67												
	2:40.62 (13)		2:54.03 (12)		3:07.73 (11)		3:21.40 (10)		13.77										

9 2089 Jochem VERMEULEN

BEL 2 Aug 98

3:35.45

1	13.47	2	16.06	3	11.83	4	14.59	5	15.13	6	14.98	7	14.49	8	14.98	9	14.55	10	14.64
	13.47 (6)		29.53 (14)		41.36 (3)		55.95 (5)		1:11.08 (7)		1:26.06 (9)		1:40.55 (7)		1:55.53 (8)		2:10.08 (7)		2:24.72 (6)
11	14.69	12	14.38	13	13.77	14	13.62												
	2:39.41 (8)		2:53.79 (9)		3:07.56 (10)		3:21.18 (5)		14.27										

10 2661 Anass ESSAYI

MAR 18 May 01

3:35.63

1	23.97	2	4.00	3	13.79	4	14.47	5	14.71	6	14.48	7	14.70	8	14.74	9	14.72	10	14.84
	23.97 (14)		27.97 (10)		41.76 (5)		56.23 (8)		1:10.94 (5)		1:25.42 (4)		1:40.12 (2)		1:54.86 (3)		2:09.58 (2)		2:24.42 (3)
11	14.30	12	14.36	13	13.84	14	14.12												
	2:38.72 (1)		2:53.08 (2)		3:06.92 (2)		3:21.04 (3)		14.59										

RACE ANALYSIS
1500 Metres Men - Round 1

11 2782 Michał ROZMYS POL 13 Mar 95 **3:36.26** ^{SB}

1	13.24	2	13.72	3	14.21	4	14.56	5	14.89	6	14.58	7	15.13	8	14.71	9	14.72	10	15.30
	13.24 (3)		26.96 (3)		41.17 (2)		55.73 (3)		1:10.62 (3)		1:25.20 (3)		1:40.33 (4)		1:55.04 (4)		2:09.76 (4)		2:25.06 (9)
11	14.06	12	14.30	13	13.76	14	14.61	14.47											
	2:39.12 (5)		2:53.42 (5)		3:07.18 (6)		3:21.79 (11)												

12 2057 Raphael PALLITSCH AUT 18 Dec 89 **3:36.47** ^{PB}

1	13.83	2	14.10	3	14.54	4	14.55	5	14.98	6	15.26	7	14.33	8	14.73	9	14.59	10	14.85
	13.83 (13)		27.93 (9)		42.47 (11)		57.02 (14)		1:12.00 (14)		1:27.26 (13)		1:41.59 (11)		1:56.32 (13)		2:10.91 (13)		2:25.76 (13)
11	14.44	12	14.22	13	14.16	14	14.23	13.66											
	2:40.20 (12)		2:54.42 (13)		3:08.58 (13)		3:22.81 (13)												

13 2215 Kristian Uldbjerg HANSEN DEN 15 Aug 96 **3:37.27** ^{PB}

1	13.57	2	13.91	3	15.34	4	13.45	5	15.00	6	15.11	7	15.12	8	14.17	9	14.63	10	14.66
	13.57 (9)		27.48 (5)		42.82 (13)		56.27 (9)		1:11.27 (9)		1:26.38 (11)		1:41.50 (10)		1:55.67 (9)		2:10.30 (8)		2:24.96 (8)
11	14.62	12	14.35	13	14.12	14	14.41	14.81											
	2:39.58 (10)		2:53.93 (11)		3:08.05 (12)		3:22.46 (12)												

14 2275 Adisu GIRMA ETH 10 Dec 99 **3:45.86**

1	13.49	2	14.28	3	14.07	4	14.63	5	15.06	6	15.98	7	13.87	8	15.05	9	15.15	10	15.11
	13.49 (8)		27.77 (8)		41.84 (6)		56.47 (10)		1:11.53 (12)		1:27.51 (14)		1:41.38 (9)		1:56.43 (14)		2:11.58 (14)		2:26.69 (14)
11	14.89	12	15.54	13	15.56	14	16.80	16.38											
	2:41.58 (14)		2:57.12 (14)		3:12.68 (14)		3:29.48 (14)												

RESULTS



1500 Metres Men - Round 1

First 6 of each heat (Q) qualify to Semi-Final

RECORDS	RESULT	NAME	COUNTRY	AGE	VENUE	DATE
World Record WR	3:26.00	Hicham EL GUERROUJ	MAR	24	Roma (ITA)	14 Jul 1998
Championships Record CR	3:27.65	Hicham EL GUERROUJ	MAR	25	Sevilla (ESP)	24 Aug 1999
World Leading WL	3:27.14	Jakob INGEBRIGTSEN	NOR	23	Chorzów (POL)	16 Jul 2023
Area Record AR		National Record NR		Personal Best PB		Season Best SB

Heat 1

4

19 August 2023

19:02 START TIME

28° C TEMPERATURE
60 % HUMIDITY

PLACE	BIB	NAME	COUNTRY	DATE OF BIRTH	ORDER	RESULT	
1	2730	Jakob INGEBRIGTSEN	NOR	19 Sep 00	6	3:33.94	Q
2	2351	Josh KERR	GBR	8 Oct 97	10	3:34.00	Q
3	2606	Reynold Kipkorir CHERUIYOT	KEN	30 Jul 04	3	3:34.24	Q
4	2253	Adel MECHAAL	ESP	5 Dec 90	11	3:34.35	Q
5	2801	Isaac NADER	POR	17 Aug 99	15	3:34.36	Q
6	2153	Charles PHILIBERT-THIBOUTOT	CAN	31 Dec 90	13	3:34.60	Q
7	2365	Amos BARTELSMEYER	GER	25 Jul 94	7	3:35.44	
8	2284	Samuel ZELEKE	ETH	9 Mar 99	9	3:36.57	
9	2865	Abraham GUEM	SSD	29 Apr 99	4	3:37.85	PB
10	2831	Ryan MPHAHLELE	RSA	20 Jun 98	2	3:39.16	
11	2023	Yervand MKRTCHYAN	ARM	11 Jun 96	1	3:39.35	NR
12	2475	Nicholas GRIGGS	IRL	18 Dec 04	5	3:40.72	
13	2053	Matthew RAMSDEN	AUS	23 Jul 97	8	3:46.45	qR
14	2870	Tom ELMER	SUI	1 Apr 97	12	3:55.72	qR
15	2892	Emil DANIELSSON	SWE	5 Sep 97	14	3:57.70	qR

INTERMEDIATE TIMES

100 m	13.39 Reynold Kipkorir CHERUIYOT	200 m	27.79 Reynold Kipkorir CHERUIYOT
300 m	42.58 Reynold Kipkorir CHERUIYOT	400 m	57.57 Ryan MPHAHLELE
500 m	1:12.05 Ryan MPHAHLELE	600 m	1:26.88 Samuel ZELEKE
700 m	1:41.41 Ryan MPHAHLELE	800 m	1:56.11 Ryan MPHAHLELE
900 m	2:10.91 Ryan MPHAHLELE	1000 m	2:25.33 Jakob INGEBRIGTSEN
1100 m	2:39.28 Josh KERR	1200 m	2:53.30 Jakob INGEBRIGTSEN
1300 m	3:07.01 Jakob INGEBRIGTSEN	1400 m	3:20.47 Josh KERR

RESULTS
1500 Metres Men - Round 1

Heat 2 **4**

19 August 2023 19:12 START TIME 28° C TEMPERATURE 60 % HUMIDITY

PLACE	BIB	NAME	COUNTRY	DATE of BIRTH	ORDER	RESULT	
1	2246	Mario GARCÍA	ESP	29 Jun 99	2	3:46.77	Q
2	2841	Tshepo TSHITE	RSA	15 Jan 97	7	3:46.79	Q
3	2347	Neil GOURLEY	GBR	7 Feb 95	12	3:46.87	Q
4	2750	Samuel TANNER	NZL	24 Aug 00	8	3:46.93	Q
5	2088	Ruben VERHEYDEN	BEL	22 Dec 00	10	3:47.02	Q
6	2607	Timothy CHERUIYOT	KEN	20 Nov 95	4	3:47.09	Q
7	2294	Joonas RINNE	FIN	20 May 95	5	3:47.16	
8	3037	Joe WASKOM	USA	12 Apr 01	6	3:47.26	
9	2656	Hicham AKANKAM	MAR	4 Apr 98	1	3:47.45	
10	2476	Luke MCCANN	IRL	12 Mar 98	3	3:47.48	
11	2278	Teddese LEMI	ETH	20 Jan 99	14	3:47.49	
12	2806	Rob NAPOLITANO	PUR	3 Nov 94	9	3:48.29	
13	2492	Joao BUSSOTTI NEVES	ITA	10 May 93	13	3:48.55	
14	2324	Julian RANC	FRA	14 Sep 96	11	3:48.63	

INTERMEDIATE TIMES

100 m	13.48 Tshepo TSHITE	200 m	29.36 Hicham AKANKAM
300 m	47.27 Joe WASKOM	400 m	1:05.49 Neil GOURLEY
500 m	1:23.74 Joao BUSSOTTI NEVES	600 m	1:41.27 Hicham AKANKAM
700 m	1:57.23 Timothy CHERUIYOT	800 m	2:12.01 Timothy CHERUIYOT
900 m	2:26.41 Timothy CHERUIYOT	1000 m	2:40.50 Mario GARCÍA
1100 m	2:53.80 Timothy CHERUIYOT	1200 m	3:07.28 Timothy CHERUIYOT
1300 m	3:20.50 Timothy CHERUIYOT	1400 m	3:33.88 Timothy CHERUIYOT

Heat 3 **4**

19 August 2023 19:20 START TIME 28° C TEMPERATURE 60 % HUMIDITY

PLACE	BIB	NAME	COUNTRY	DATE of BIRTH	ORDER	RESULT	
1	2706	Niels LAROS	NED	17 Apr 05	14	3:34.25	Q
2	2250	Mohamed KATIR	ESP	17 Feb 98	4	3:34.34	Q
3	2993	Cole HOCKER	USA	6 Jun 01	11	3:34.43	Q
4	2488	Pietro ARESE	ITA	8 Oct 99	12	3:34.48	Q
5	2737	Narve Gilje NORDÅS	NOR	30 Sep 98	13	3:34.67	Q
6	2309	Azeddine HABZ	FRA	19 Jul 93	6	3:35.16	Q
7	2049	Stewart MCSWEYN	AUS	1 Jun 95	9	3:36.01	
8	2151	Kieran LUMB	CAN	2 Aug 98	3	3:36.66	
9	2665	Abdellatif SADIKI	MAR	15 Jan 99	8	3:37.19	
10	2855	Elzan BIBIĆ	SRB	8 Jan 99	15	3:37.45	
11	2443	István SZÖGI	HUN	12 Sep 95	1	3:37.57	
12	2947	Abu MAYANJA	UGA	9 Oct 95	10	3:38.15	
13	2463	Ajay Kumar SAROJ	IND	1 May 97	5	3:38.24	PB
14	2018	Diego Javier LACAMOIRE	ARG	9 May 98	7	3:38.92	PB
15	2078	Ismael DEBJANI	BEL	25 Sep 90	2	3:39.73	

INTERMEDIATE TIMES

100 m	13.80 Niels LAROS	200 m	28.86 Ismael DEBJANI
300 m	43.81 Stewart MCSWEYN	400 m	58.39 Stewart MCSWEYN
500 m	1:12.93 Stewart MCSWEYN	600 m	1:27.74 Narve Gilje NORDÅS
700 m	1:42.36 Stewart MCSWEYN	800 m	1:57.08 Stewart MCSWEYN
900 m	2:11.98 Mohamed KATIR	1000 m	2:26.69 Niels LAROS
1100 m	2:40.72 Niels LAROS	1200 m	2:54.15 Mohamed KATIR
1300 m	3:07.17 Mohamed KATIR	1400 m	3:20.47 Mohamed KATIR

RESULTS
1500 Metres Men - Round 1

Heat 4 **4**

19 August 2023 19:29 START TIME 28° C TEMPERATURE 60 % HUMIDITY

PLACE	BIB	NAME	COUNTRY	DATE of BIRTH	ORDER	RESULT	
1	2619	Abel KIPSANG	KEN	22 Nov 96	3	3:34.08	Q
2	3019	Yared NUGUSE	USA	1 Jun 99	14	3:34.16	Q
3	2054	Adam SPENCER	AUS	4 Oct 01	12	3:34.17	Q
4	2654	Charles GRETHEN	LUX	2 Jun 92	2	3:34.32	Q SB
5	2346	Elliot GILES	GBR	26 May 94	13	3:34.63	Q
6	2470	Andrew COSCORAN	IRL	18 Jun 96	9	3:34.75	Q
7	2507	Ossama MESLEK	ITA	8 Jan 97	8	3:35.12	
8	2007	Salim KEDDAR	ALG	23 Nov 93	4	3:35.17	
9	2089	Jochem VERMEULEN	BEL	2 Aug 98	1	3:35.45	
10	2661	Anass ESSAYI	MAR	18 May 01	10	3:35.63	
11	2782	Michał ROZMYŚ	POL	13 Mar 95	6	3:36.26	SB
12	2057	Raphael PALLITSCH	AUT	18 Dec 89	5	3:36.47	PB
13	2215	Kristian Uldbjerg HANSEN	DEN	15 Aug 96	7	3:37.27	PB
14	2275	Adisu GIRMA	ETH	10 Dec 99	11	3:45.86	

NOTE **L** BIB 2089 (Jochem VERMEULEN) - TR17.4.3 or TR17.4.4

INTERMEDIATE TIMES

100 m	13.12 Abel KIPSANG	200 m	26.84 Charles GRETHEN
300 m	41.04 Abel KIPSANG	400 m	55.32 Abel KIPSANG
500 m	1:10.27 Abel KIPSANG	600 m	1:24.93 Abel KIPSANG
700 m	1:39.92 Abel KIPSANG	800 m	1:54.72 Abel KIPSANG
900 m	2:09.46 Abel KIPSANG	1000 m	2:24.26 Charles GRETHEN
1100 m	2:38.72 Anass ESSAYI	1200 m	2:53.03 Abel KIPSANG
1300 m	3:06.85 Abel KIPSANG	1400 m	3:20.91 Charles GRETHEN

ALL-TIME OUTDOOR TOP LIST

2023 OUTDOOR TOP LIST

RESULT	NAME	VENUE	DATE	RESULT	NAME	VENUE	2023
3:26.00	Hicham EL GUERROUJ (MAR)	Roma (ITA)	14 Jul 98	3:27.14	Jakob INGEBRIGTSEN (NOR)	Chorzów (POL)	16 Jul
3:26.34	Bernard LAGAT (KEN)	Bruxelles (BEL)	24 Aug 01	3:28.89	Mohamed KATIR (ESP)	Oslo (NOR)	15 Jun
3:26.69	Asbel KIPROP (KEN)	Monaco (MON)	17 Jul 15	3:29.02	Yared NUGUSE (USA)	Oslo (NOR)	15 Jun
3:27.14	Jakob INGEBRIGTSEN (NOR)	Chorzów (POL)	16 Jul 23	3:29.08	Timothy CHERUIYOT (KEN)	Oslo (NOR)	15 Jun
3:27.37	Noureddine MORCELI (ALG)	Nice (FRA)	12 Jul 95	3:29.11	Abel KIPSANG (KEN)	Chorzów (POL)	16 Jul
3:27.64	Silas KIPLAGAT (KEN)	Monaco (MON)	18 Jul 14	3:29.18	Mario GARCÍA (ESP)	Oslo (NOR)	15 Jun
3:28.12	Noah NGENY (KEN)	Zürich (SUI)	11 Aug 00	3:29.26	Azeddine HABZ (FRA)	Oslo (NOR)	15 Jun
3:28.28	Timothy CHERUIYOT (KEN)	Monaco (MON)	9 Jul 21	3:29.41	Oliver HOARE (AUS)	Oslo (NOR)	15 Jun
3:28.75	Taoufik MAKHLOUFI (ALG)	Monaco (MON)	17 Jul 15	3:29.47	Narve Gilje NORDÅS (NOR)	Oslo (NOR)	15 Jun
3:28.76	Mohamed KATIR (ESP)	Monaco (MON)	9 Jul 21	3:29.51	Lamecha GIRMA (ETH)	Lausanne (SUI)	30 Jun

RESULTS

5000 Metres Men - Final



BIB NUMBER 2132 L CARD ADDED

RECORDS	RESULT	NAME	COUNTRY	AGE	VENUE	DATE
World Record WR	12:35.36	Joshua CHEPTEGEI	UGA	24	Monaco (MON)	14 Aug 2020
Championships Record CR	12:52.79	Eliud KIPCHOGE	KEN	19	Paris-St-Denis (FRA)	31 Aug 2003
World Leading WL	12:40.45	Berihu AREGAWI	ETH	22	Lausanne (SUI)	30 Jun 2023
Area Record AR		National Record NR		Personal Best PB		Season Best SB

27 August 2023 20:20 START TIME 31° C TEMPERATURE 44 % HUMIDITY

PLACE	BIB	NAME	COUNTRY	DATE of BIRTH	ORDER	RESULT
1	2730	Jakob INGEBRIGTSEN	NOR	19 Sep 00	9	13:11.30 SB
2	2250	Mohamed KATIR	ESP	17 Feb 98	1	13:11.44
3	2622	Jacob KROP	KEN	4 Jun 01	2	13:12.28
4	2416	Luis GRIJALVA	GUA	10 Apr 99	13	13:12.50
5	2277	Yomif KEJELCHA	ETH	1 Aug 97	14	13:12.51
6	2273	Hagos GEBRHIWET	ETH	11 May 94	11	13:12.65
7	2132 L	Mohammed AHMED	CAN	5 Jan 91	17	13:12.92
8	2265	Berihu AREGAWI	ETH	28 Feb 01	3	13:12.99
9	2308	Jimmy GRESSIER	FRA	4 May 97	12	13:17.20
10	2615	Ishmael Rokitto KIPKURUI	KEN	10 Feb 05	8	13:21.20
11	2218	Mohamed ISMAIL	DJI	1 Jan 97	15	13:23.89
12	3020	Abdihamid NUR	USA	14 Oct 97	16	13:23.90
13	2049	Stewart MCSWEYN	AUS	1 Jun 95	7	13:26.58
14	2737	Narve Gilje NORDÅS	NOR	30 Sep 98	4	13:28.73
15	2976	Paul CHELIMO	USA	27 Oct 90	6	13:30.88
16	2257	Ouassim OUMAIZ	ESP	30 Mar 99	10	13:31.99
	2938	Oscar CHELIMO	UGA	12 Dec 01	5	DNF

NOTE **L** BIB 2132 (Mohammed AHMED) - TR17.4.3 or TR17.4.4

INTERMEDIATE TIMES

100 m	16.72 Mohammed AHMED	200 m	33.08 Mohammed AHMED
300 m	Hagos GEBRHIWET	400 m	1:06.22 Mohammed AHMED
500 m	1:24.04 Jimmy GRESSIER	600 m	1:42.12 Mohammed AHMED
700 m	2:00.83 Mohammed AHMED	800 m	2:16.51 Ishmael Rokitto KIPKURUI
900 m	2:31.34 Ishmael Rokitto KIPKURUI	1000 m	2:46.56 Ishmael Rokitto KIPKURUI
1100 m	3:02.50 Ishmael Rokitto KIPKURUI	1200 m	3:18.87 Ishmael Rokitto KIPKURUI
1300 m	3:35.35 Ishmael Rokitto KIPKURUI	1400 m	3:51.30 Ishmael Rokitto KIPKURUI
1500 m	3:24.50 Mohamed ISMAIL	1600 m	4:24.05 Ishmael Rokitto KIPKURUI
1700 m	4:40.29 Ishmael Rokitto KIPKURUI	1800 m	4:56.29 Ishmael Rokitto KIPKURUI
1900 m	5:12.77 Ishmael Rokitto KIPKURUI	2000 m	5:29.34 Ishmael Rokitto KIPKURUI
2100 m	5:46.22 Ishmael Rokitto KIPKURUI	2200 m	6:02.98 Ishmael Rokitto KIPKURUI
2300 m	6:20.09 Ishmael Rokitto KIPKURUI	2400 m	6:37.79 Ishmael Rokitto KIPKURUI
2500 m	6:54.85 Berihu AREGAWI	2600 m	7:10.87 Berihu AREGAWI
2700 m	7:26.95 Berihu AREGAWI	2800 m	7:42.71 Hagos GEBRHIWET
2900 m	7:57.75 Hagos GEBRHIWET	3000 m	8:13.11 Hagos GEBRHIWET
3100 m	8:28.92 Hagos GEBRHIWET	3200 m	8:44.61 Hagos GEBRHIWET
3300 m	9:00.25 Hagos GEBRHIWET	3400 m	9:16.00 Hagos GEBRHIWET
3500 m	9:31.98 Hagos GEBRHIWET	3600 m	9:47.61 Berihu AREGAWI
3700 m	10:02.70 Berihu AREGAWI	3800 m	10:18.27 Berihu AREGAWI
3900 m	10:33.95 Berihu AREGAWI	4000 m	10:49.71 Berihu AREGAWI
4100 m	11:05.07 Berihu AREGAWI	4200 m	11:20.30 Berihu AREGAWI
4300 m	11:35.65 Luis GRIJALVA	4400 m	11:50.53 Hagos GEBRHIWET
4500 m	12:05.15 Berihu AREGAWI	4600 m	12:18.57 Hagos GEBRHIWET
4700 m	12:31.78 Hagos GEBRHIWET	4800 m	12:44.71 Mohamed KATIR
4900 m	12:57.78 Mohamed KATIR		

RESULTS
5000 Metres Men - Final

BIB NUMBER 2132 L CARD ADDED

ALL-TIME OUTDOOR TOP LIST				2023 OUTDOOR TOP LIST			
RESULT	NAME	VENUE	DATE	RESULT	NAME	VENUE	2023
12:35.36	Joshua CHEPTEGEI (UGA)	Monaco (MON)	14 Aug 20	12:40.45	Berihu AREGAWI (ETH)	Lausanne (SUI)	30 Jun
12:37.35	Kenenisa BEKELE (ETH)	Hengelo (NED)	31 May 04	12:41.61	Joshua CHEPTEGEI (UGA)	Lausanne (SUI)	30 Jun
12:39.36	Haile GEBRSELASSIE (ETH)	Helsinki (FIN)	13 Jun 98	12:41.73	Jacob KIPLIMO (UGA)	Oslo (NOR)	15 Jun
12:39.74	Daniel KOMEN (KEN)	Bruxelles (BEL)	22 Aug 97	12:41.73	Yomif KEJELCHA (ETH)	Oslo (NOR)	15 Jun
12:40.45	Berihu AREGAWI (ETH)	Lausanne (SUI)	30 Jun 23	12:42.18	Hagos GEBRHIWET (ETH)	Monaco (MON)	21 Jul
12:41.73	Jacob KIPLIMO (UGA)	Oslo (NOR)	15 Jun 23	12:42.70	Telahun Haile BEKELE (ETH)	Monaco (MON)	21 Jul
12:41.73	Yomif KEJELCHA (ETH)	Oslo (NOR)	15 Jun 23	12:45.01	Mohamed KATIR (ESP)	Monaco (MON)	21 Jul
12:42.18	Hagos GEBRHIWET (ETH)	Monaco (MON)	21 Jul 23	12:46.02	Jacob KROP (KEN)	Monaco (MON)	21 Jul
12:42.70	Telahun Haile BEKELE (ETH)	Monaco (MON)	21 Jul 23	12:52.97	Luis GRIJALVA (GUA)	Firenze (ITA)	2 Jun
12:43.02	Selemon BAREGA (ETH)	Bruxelles (BEL)	31 Aug 18	12:54.40	William KINCAID (USA)	Firenze (ITA)	2 Jun

RACE ANALYSIS

5000 Metres Men - Final


BIB NUMBER 2132 L CARD ADDED
27 August 2023 20:20 START TIME 31° C 44 %
 TEMPERATURE HUMIDITY

1	100 m	2	200 m	3	300 m	4	400 m	5	500 m	6	600 m	7	700 m	8	800 m	9	900 m	10	1000 m
11	1100 m	12	1200 m	13	1300 m	14	1400 m	15	1500 m	16	1600 m	17	1700 m	18	1800 m	19	1900 m	20	2000 m
21	2100 m	22	2200 m	23	2300 m	24	2400 m	25	2500 m	26	2600 m	27	2700 m	28	2800 m	29	2900 m	30	3000 m
31	3100 m	32	3200 m	33	3300 m	34	3400 m	35	3500 m	36	3600 m	37	3700 m	38	3800 m	39	3900 m	40	4000 m
41	4100 m	42	4200 m	43	4300 m	44	4400 m	45	4500 m	46	4600 m	47	4700 m	48	4800 m	49	4900 m		

1 2730 Jakob INGEBRIGTSEN										NOR					19 Sep 00	13:11.30 ^{SB}			
1	17.95	2	16.82	3	17.10	4	16.31	5	17.45	6	17.69	7	19.41	8	16.90	9	16.91	10	17.18
	17.95(10)		34.77(11)		51.87(13)		1:08.18(14)		1:25.63(13)		1:43.32(11)		2:02.73(14)		2:19.63(14)		2:36.54(14)		2:53.72(16)
11	16.31	12	15.90	13	16.54	14	16.17	15	16.35	16	15.96	17	16.09	18	15.97	19	17.39	20	16.45
	3:10.03(15)		3:25.93(16)		3:42.47(15)		3:58.64(15)		4:14.99(16)		4:30.95(16)		4:47.04(16)		5:03.01(16)		5:20.40(16)		5:36.85(16)
21	16.30	22	15.78	23	16.48	24	15.58	25	15.69	26	15.33	27	16.21	28	15.83	29	15.48	30	15.08
	5:53.15(15)		6:08.93(14)		6:25.41(15)		6:40.99(13)		6:56.68(13)		7:12.01(12)		7:28.22(10)		7:44.05(10)		7:59.53(10)		8:14.61(11)
31	15.78	32	15.53	33	15.76	34	15.48	35	15.90	36	15.08	37	15.38	38	15.42	39	15.70	40	15.59
	8:30.39(11)		8:45.92(11)		9:01.68(11)		9:17.16(10)		9:33.06(10)		9:48.14(7)		10:03.52(6)		10:18.94(7)		10:34.64(6)		10:50.23(5)
41	15.24	42	15.18	43	15.43	44	15.32	45	14.09	46	13.36	47	13.36	48	12.89	49	12.95		13.25
	11:05.47(5)		11:20.65(5)		11:36.08(5)		11:51.40(7)		12:05.49(5)		12:18.85(4)		12:32.21(5)		12:45.10(2)		12:58.05(2)		

2 2250 Mohamed KATIR										ESP					17 Feb 98	13:11.44			
1	18.18	2	16.91	3	16.90	4	16.14	5	17.72	6	17.80	7	19.13	8	17.01	9	16.85	10	15.89
	18.18(12)		35.09(13)		51.99(14)		1:08.13(13)		1:25.85(14)		1:43.65(14)		2:02.78(15)		2:19.79(15)		2:36.64(15)		2:52.53(5)
11	15.80	12	16.07	13	16.50	14	16.01	15	16.17	16	16.28	17	16.10	18	16.27	19	17.57	20	16.73
	3:08.33(3)		3:24.40(3)		3:40.90(3)		3:56.91(3)		4:13.08(4)		4:29.36(4)		4:45.46(4)		5:01.73(6)		5:19.30(4)		5:36.03(8)
21	16.12	22	16.19	23	16.27	24	15.80	25	15.72	26	15.74	27	16.40	28	15.82	29	15.77	30	14.58
	5:52.15(8)		6:08.34(9)		6:24.61(9)		6:40.41(9)		6:56.13(9)		7:11.87(10)		7:28.27(11)		7:44.09(11)		7:59.86(11)		8:14.44(9)
31	15.35	32	15.36	33	15.87	34	15.62	35	15.85	36	15.63	37	15.63	38	15.30	39	15.71	40	15.55
	8:29.79(7)		8:45.15(5)		9:01.02(5)		9:16.64(5)		9:32.49(5)		9:48.12(6)		10:03.75(7)		10:19.05(8)		10:34.76(8)		10:50.31(7)
41	15.40	42	15.16	43	15.38	44	15.19	45	14.18	46	13.16	47	13.04	48	12.89	49	13.07		13.66
	11:05.71(7)		11:20.87(8)		11:36.25(7)		11:51.44(8)		12:05.62(7)		12:18.78(3)		12:31.82(2)		12:44.71(1)		12:57.78(1)		

3 2622 Jacob KROP										KEN					4 Jun 01	13:12.28			
1	17.33	2	16.62	3	16.66	4	16.47	5	17.61	6	18.12	7	18.73	8	17.22	9	17.33	10	17.15
	17.33(7)		33.95(7)		50.61(7)		1:07.08(7)		1:24.69(6)		1:42.81(7)		2:01.54(6)		2:18.76(9)		2:36.09(10)		2:53.24(12)
11	16.02	12	16.02	13	16.45	14	16.23	15	16.28	16	16.15	17	16.19	18	15.95	19	17.63	20	16.34
	3:09.26(11)		3:25.28(11)		3:41.73(8)		3:57.96(9)		4:14.24(10)		4:30.39(12)		4:46.58(12)		5:02.53(13)		5:20.16(15)		5:36.50(13)
21	16.29	22	15.05	23	16.04	24	15.87	25	15.77	26	15.85	27	16.31	28	16.02	29	15.40	30	15.18
	5:52.79(12)		6:07.84(4)		6:23.88(4)		6:39.75(6)		6:55.52(6)		7:11.37(6)		7:27.68(6)		7:43.70(7)		7:59.10(7)		8:14.28(7)
31	15.47	32	15.73	33	15.78	34	15.71	35	15.91	36	15.82	37	15.29	38	14.86	39	15.62	40	15.47
	8:29.75(6)		8:45.48(7)		9:01.26(7)		9:16.97(8)		9:32.88(8)		9:48.70(11)		10:03.99(10)		10:18.85(5)		10:34.47(5)		10:49.94(3)
41	15.41	42	15.27	43	15.28	44	15.45	45	14.26	46	13.63	47	13.29	48	13.13	49	13.38		13.24
	11:05.35(4)		11:20.62(4)		11:35.90(4)		11:51.35(6)		12:05.61(6)		12:19.24(8)		12:32.53(7)		12:45.66(7)		12:59.04(7)		

4 2416 Luis GRIJALVA										GUA					10 Apr 99	13:12.50			
1	17.21	2	16.44	3	16.88	4	16.29	5	17.56	6	18.11	7	18.82	8	16.94	9	17.03	10	17.45
	17.21(6)		33.65(5)		50.53(6)		1:06.82(5)		1:24.38(4)		1:42.49(5)		2:01.31(5)		2:18.25(5)		2:35.28(4)		2:52.73(7)
11	16.16	12	16.07	13	16.55	14	16.04	15	16.32	16	16.03	17	16.19	18	15.84	19	17.84	20	15.97
	3:08.89(8)		3:24.96(8)		3:41.51(7)		3:57.55(7)		4:13.87(8)		4:29.90(8)		4:46.09(8)		5:01.93(9)		5:19.77(10)		5:35.74(5)
21	16.15	22	16.05	23	16.19	24	15.57	25	15.75	26	15.87	27	16.35	28	15.50	29	15.27	30	15.27
	5:51.89(6)		6:07.94(6)		6:24.13(6)		6:39.70(5)		6:55.45(5)		7:11.32(5)		7:27.67(5)		7:43.17(3)		7:58.44(3)		8:13.71(3)
31	15.65	32	15.51	33	15.88	34	15.53	35	16.02	36	15.55	37	15.25	38	15.59	39	15.54	40	15.56
	8:29.36(3)		8:44.87(3)		9:00.75(3)		9:16.28(2)		9:32.30(3)		9:47.85(2)		10:03.10(3)		10:18.69(3)		10:34.23(3)		10:49.79(2)
41	15.38	42	15.24	43	15.24	44	15.43	45	14.15	46	13.64	47	13.59	48	13.01	49	13.73		13.30
	11:05.17(2)		11:20.41(2)		11:35.65(1)		11:51.08(3)		12:05.23(2)		12:18.87(6)		12:32.46(6)		12:45.47(6)		12:59.20(8)		

RACE ANALYSIS
5000 Metres Men - Final

BIB NUMBER 2132 L CARD ADDED

5 2277 Yomif KEJELCHA										ETH		1 Aug 97		13:12.51					
1	17.69	2	16.87	3	16.80	4	16.24	5	17.75	6	18.07	7	19.16	8	16.70	9	17.13	10	17.22
	17.69(9)		34.56(9)		51.36(10)		1:07.60(10)		1:25.35(11)		1:43.42(12)		2:02.58(12)		2:19.28(12)		2:36.41(12)		2:53.63(15)
11	16.71	12	15.44	13	16.58	14	16.14	15	16.20	16	15.66	17	16.18	18	15.92	19	17.43	20	16.11
	3:10.34(17)		3:25.78(15)		3:42.36(14)		3:58.50(14)		4:14.70(14)		4:30.36(11)		4:46.54(11)		5:02.46(12)		5:19.89(11)		5:36.00(7)
21	16.09	22	16.20	23	16.09	24	15.84	25	15.67	26	15.71	27	16.51	28	15.79	29	15.58	30	14.93
	5:52.09(7)		6:08.29(8)		6:24.38(8)		6:40.22(8)		6:55.89(8)		7:11.60(8)		7:28.11(9)		7:43.90(9)		7:59.48(9)		8:14.41(8)
31	15.81	32	15.30	33	15.76	34	15.61	35	15.98	36	15.52	37	15.50	38	15.30	39	15.46	40	15.67
	8:30.22(10)		8:45.52(8)		9:01.28(8)		9:16.89(7)		9:32.87(7)		9:48.39(8)		10:03.89(8)		10:19.19(10)		10:34.65(7)		10:50.32(8)
41	15.47	42	14.89	43	15.42	44	15.12	45	14.25	46	13.38	47	13.30	48	13.21	49	13.56		13.59
	11:05.79(8)		11:20.68(6)		11:36.10(6)		11:51.22(5)		12:05.47(4)		12:18.85(5)		12:32.15(4)		12:45.36(5)		12:58.92(5)		

6 2273 Hagos GEBRHIWET										ETH		11 May 94		13:12.65					
3		4	1:07.04	5	17.89	6	18.09	7	18.94	8	16.43	9	17.11	10	17.37	11	15.58	12	16.24
			1:07.04(6)		1:24.93(7)		1:43.02(8)		2:01.96(8)		2:18.39(6)		2:35.50(6)		2:52.87(8)		3:08.45(4)		3:24.69(6)
13	16.40	14	16.02	15	16.24	16	16.28	17	16.02	18	15.87	19	17.98	20	16.05	21	15.94	22	16.22
	3:41.09(4)		3:57.11(4)		4:13.35(5)		4:29.63(5)		4:45.65(5)		5:01.52(4)		5:19.50(7)		5:35.55(3)		5:51.49(3)		6:07.71(3)
23	15.96	24	15.64	25	15.73	26	15.99	27	16.11	28	15.57	29	15.04	30	15.36	31	15.81	32	15.69
	6:23.67(3)		6:39.31(3)		6:55.04(2)		7:11.03(2)		7:27.14(2)		7:42.71(1)		7:57.75(1)		8:13.11(1)		8:28.92(1)		8:44.61(1)
33	15.64	34	15.75	35	15.98	36	15.88	37	15.02	38	15.62	39	15.61	40	16.12	41	15.40	42	15.13
	9:00.25(1)		9:16.00(1)		9:31.98(1)		9:47.86(4)		10:02.88(2)		10:18.50(2)		10:34.11(2)		10:50.23(5)		11:05.63(6)		11:20.76(7)
43	15.58	44	14.19	45	15.21	46	12.83	47	13.21	48	13.36	49	13.55						
	11:36.34(8)		11:50.53(1)		12:05.74(9)		12:18.57(1)		12:31.78(1)		12:45.14(4)		12:58.69(3)						

7 2132 Mohammed AHMED										CAN		5 Jan 91		13:12.92					
1	16.72	2	16.36	3	16.68	4	16.46	5	17.85	6	18.05	7	18.71	8	17.13	9	17.15	10	17.37
	16.72(1)		33.08(1)		49.76(2)		1:06.22(1)		1:24.07(2)		1:42.12(1)		2:00.83(1)		2:17.96(3)		2:35.11(3)		2:52.48(4)
11	16.12	12	16.14	13	16.47	14	16.11	15	16.29	16	16.16	17	16.05	18	15.90	19	17.74	20	16.88
	3:08.60(6)		3:24.74(7)		3:41.21(6)		3:57.32(6)		4:13.61(7)		4:29.77(7)		4:45.82(7)		5:01.72(5)		5:19.46(6)		5:36.34(11)
21	16.00	22	16.18	23	16.34	24	15.84	25	15.62	26	15.32	27	16.34	28	15.81	29	15.61	30	15.05
	5:52.34(9)		6:08.52(11)		6:24.86(11)		6:40.70(12)		6:56.32(11)		7:11.64(9)		7:27.98(8)		7:43.79(8)		7:59.40(8)		8:14.45(10)
31	15.70	32	15.49	33	15.95	34	15.48	35	16.14	36	15.23	37	15.68	38	15.03	39	15.79	40	15.64
	8:30.15(9)		8:45.64(9)		9:01.59(10)		9:17.07(9)		9:33.21(11)		9:48.44(10)		10:04.12(11)		10:19.15(9)		10:34.94(9)		10:50.58(9)
41	15.45	42	15.04	43	15.48	44	15.10	45	14.06	46	13.38	47	13.54	48	13.07	49	13.32		13.90
	11:06.03(9)		11:21.07(9)		11:36.55(9)		11:51.65(9)		12:05.71(8)		12:19.09(7)		12:32.63(8)		12:45.70(8)		12:59.02(6)		

8 2265 Berihu AREGAWI										ETH		28 Feb 01		13:12.99					
1	17.44	2	16.73	3	16.79	4	16.44	5	17.77	6	18.10	7	18.84	8	16.55	9	17.23	10	17.19
	17.44(8)		34.17(8)		50.96(9)		1:07.40(9)		1:25.17(9)		1:43.27(10)		2:02.11(9)		2:18.66(8)		2:35.89(8)		2:53.08(10)
11	16.11	12	16.03	13	16.65	14	16.13	15	16.36	16	16.28	17	16.25	18	15.52	19	17.12	20	15.91
	3:09.19(10)		3:25.22(10)		3:41.87(10)		3:58.00(10)		4:14.36(11)		4:30.64(13)		4:46.89(15)		5:02.41(11)		5:19.53(8)		5:35.44(2)
21	15.89	22	16.17	23	15.97	24	15.64	25	15.74	26	16.02	27	16.08	28	16.03	29	15.22	30	15.32
	5:51.33(2)		6:07.50(2)		6:23.47(2)		6:39.11(2)		6:54.85(1)		7:10.87(1)		7:26.95(1)		7:42.98(2)		7:58.20(2)		8:13.52(2)
31	15.62	32	15.70	33	15.70	34	15.76	35	15.81	36	15.50	37	15.09	38	15.57	39	15.68	40	15.76
	8:29.14(2)		8:44.84(2)		9:00.54(2)		9:16.30(3)		9:32.11(2)		9:47.61(1)		10:02.70(1)		10:18.27(1)		10:33.95(1)		10:49.71(1)
41	15.36	42	15.23	43	15.36	44	15.28	45	14.21	46	13.51	47	13.36	48	13.10	49	13.73		14.14
	11:05.07(1)		11:20.30(1)		11:35.66(2)		11:50.94(2)		12:05.15(1)		12:18.66(2)		12:32.02(3)		12:45.12(3)		12:58.85(4)		

9 2308 Jimmy GRESSIER										FRA		4 May 97		13:17.20					
1	16.86	2	16.41	3	16.62	4	16.42	5	17.73	6	18.09	7	18.75	8	16.99	9	17.20	10	17.33
	16.86(2)		33.27(2)		49.89(3)		1:06.31(2)		1:24.04(1)		1:42.13(2)		2:00.88(2)		2:17.87(2)		2:35.07(2)		2:52.40(2)
11	16.30	12	15.99	13	16.49	14	16.12	15	16.20	16	16.17	17	16.10	18	16.03	19	17.51	20	16.54
	3:08.70(7)		3:24.69(5)		3:41.18(5)		3:57.30(5)		4:13.50(5)		4:29.67(6)		4:45.77(6)		5:01.80(7)		5:19.31(5)		5:35.85(6)
21	16.01	22	16.24	23	16.18	24	15.76	25	15.51	26	15.93	27	16.41	28	15.54	29	15.13	30	15.30
	5:51.86(5)		6:08.10(7)		6:24.28(7)		6:40.04(7)		6:55.55(7)		7:11.48(7)		7:27.89(7)		7:43.43(5)		7:58.56(4)		8:13.86(4)
31	15.52	32	15.66	33	15.82	34	15.65	35	15.81	36	15.78	37	15.21	38	15.40	39	15.62	40	15.63
	8:29.38(4)		8:45.04(4)		9:00.86(4)		9:16.51(4)		9:32.32(4)		9:48.10(5)		10:03.31(4)		10:18.71(4)		10:34.33(4)		10:49.96(4)
41	15.25	42	15.29	43	15.37	44	15.30	45	14.13	46	14.04	47	13.85	48	14.22	49	14.60		15.19
	11:05.21(3)		11:20.50(3)		11:35.87(3)		11:51.17(4)		12:05.30(3)		12:19.34(9)		12:33.19(9)		12:47.41(9)		13:02.01(9)		

RACE ANALYSIS
5000 Metres Men - Final

BIB NUMBER 2132 L CARD ADDED

10 2615 Ishmael Rokitto KIPKURUI KEN 10 Feb 05 13:21.20

1	17.00	2	16.64	3	16.63	4	16.46	5	17.68	6	18.03	7	18.58	8	15.49	9	14.83	10	15.22
	17.00(4)		33.64(4)		50.27(5)		1:06.73(4)		1:24.41(5)		1:42.44(4)		2:01.02(3)		2:16.51(1)		2:31.34(1)		2:46.56(1)
11	15.94	12	16.37	13	16.48	14	15.95	15	16.26	16	16.49	17	16.24	18	16.00	19	16.48	20	16.57
	3:02.50(1)		3:18.87(1)		3:35.35(1)		3:51.30(1)		4:07.56(2)		4:24.05(1)		4:40.29(1)		4:56.29(1)		5:12.77(1)		5:29.34(1)
21	16.88	22	16.76	23	17.11	24	17.70	25	17.40	26	15.95	27	16.30	28	16.04	29	15.41	30	15.18
	5:46.22(1)		6:02.98(1)		6:20.09(1)		6:37.79(1)		6:55.19(3)		7:11.14(4)		7:27.44(4)		7:43.48(6)		7:58.89(6)		8:14.07(6)
31	15.92	32	15.72	33	15.79	34	15.69	35	16.15	36	15.59	37	15.40	38	15.28	39	15.53	40	15.74
	8:29.99(8)		8:45.71(10)		9:01.50(9)		9:17.19(11)		9:33.34(12)		9:48.93(12)		10:04.33(12)		10:19.61(12)		10:35.14(11)		10:50.88(11)
41	15.27	42	15.26	43	15.41	44	15.50	45	14.21	46	14.81	47	14.86	48	14.99	49	14.83		15.18
	11:06.15(10)		11:21.41(10)		11:36.82(10)		11:52.32(10)		12:06.53(10)		12:21.34(10)		12:36.20(10)		12:51.19(10)		13:06.02(10)		

11 2218 Mohamed ISMAIL DJI 1 Jan 97 13:23.89

1	16.88	2	16.47	3	16.68	4	16.49	5	17.74	6	18.11	7	18.69	8	17.05	9	17.19	10	17.30
	16.88(3)		33.35(3)		50.03(4)		1:06.52(3)		1:24.26(3)		1:42.37(3)		2:01.06(4)		2:18.11(4)		2:35.30(5)		2:52.60(6)
11	15.94	12	15.87	13	15.68	14	15.95	15	16.26	16	16.49	17	16.24	18	16.00	19	16.48	20	16.57
	3:08.54(5)		3:24.41(4)		3:40.09(1)		3:56.04(1)		4:12.00(1)		4:28.00(1)		4:44.00(1)		5:00.00(1)		5:16.00(1)		5:32.00(1)
21	15.98	22	15.68	23	15.66	24	15.90	25	16.20	26	15.95	27	15.35	28	15.24	29	15.74	30	15.61
	6:23.89(5)		6:39.57(4)		6:55.23(4)		7:11.13(3)		7:27.33(3)		7:43.28(4)		7:58.63(5)		8:13.87(5)		8:29.61(5)		8:45.22(6)
31	15.81	32	15.74	33	15.97	34	15.67	35	15.54	36	15.27	37	15.75	38	15.70	39	15.54	40	15.51
	9:01.03(6)		9:16.77(6)		9:32.74(6)		9:48.41(9)		10:03.95(9)		10:19.22(11)		10:34.97(10)		10:50.67(10)		11:06.21(11)		11:21.72(11)
41	15.85	42	15.97	43	15.14	44	15.57	45	16.10	46	15.63	47	14.92		12.99				
	11:37.57(11)		11:53.54(12)		12:08.68(12)		12:24.25(11)		12:40.35(11)		12:55.98(11)		13:10.90(12)						

12 3020 Abdihamid NUR USA 14 Oct 97 13:23.90

1	17.20	2	16.69	3	16.82	4	16.54	5	17.79	6	18.06	7	19.13	8	16.77	9	17.01	10	17.36
	17.20(5)		33.89(6)		50.71(8)		1:07.25(8)		1:25.04(8)		1:43.10(9)		2:02.23(10)		2:19.00(10)		2:36.01(9)		2:53.37(13)
11	16.34	12	15.96	13	16.60	14	16.16	15	16.34	16	15.29	17	16.15	18	15.70	19	17.64	20	16.69
	3:09.71(14)		3:25.67(14)		3:42.27(13)		3:58.43(13)		4:14.77(15)		4:30.06(9)		4:46.21(9)		5:01.91(8)		5:19.55(9)		5:36.24(9)
21	16.39	22	15.86	23	16.18	24	15.75	25	15.79	26	15.98	27	16.26	28	15.82	29	15.79	30	14.72
	5:52.63(10)		6:08.49(10)		6:24.67(10)		6:40.42(10)		6:56.21(10)		7:12.19(13)		7:28.45(12)		7:44.27(12)		8:00.06(13)		8:14.78(12)
31	15.85	32	15.63	33	15.70	34	15.48	35	15.49	36	14.93	37	15.47	38	15.54	39	16.31	40	15.73
	8:30.63(12)		8:46.26(13)		9:01.96(13)		9:17.44(12)		9:32.93(9)		9:47.86(3)		10:03.33(5)		10:18.87(6)		10:35.18(12)		10:50.91(12)
41	15.79	42	15.39	43	15.53	44	15.71	45	15.35	46	15.62	47	16.26	48	15.71	49	14.46		13.17
	11:06.70(12)		11:22.09(12)		11:37.62(12)		11:53.33(11)		12:08.68(11)		12:24.30(12)		12:40.56(13)		12:56.27(13)		13:10.73(11)		

13 2049 Stewart MCSWEYN AUS 1 Jun 95 13:26.58

1	17.97	2	16.69	3	16.97	4	16.23	5	17.71	6	17.19	7	18.81	8	17.00	9	17.22	10	17.22
	17.97(11)		34.66(10)		51.63(12)		1:07.86(12)		1:25.57(12)		1:42.76(6)		2:01.57(7)		2:18.57(7)		2:35.79(7)		2:53.01(9)
11	15.95	12	16.07	13	16.71	14	15.99	15	16.19	16	16.18	17	16.17	18	15.95	19	17.69	20	16.75
	3:08.96(9)		3:25.03(9)		3:41.74(9)		3:57.73(8)		4:13.92(9)		4:30.10(10)		4:46.27(10)		5:02.22(10)		5:19.91(12)		5:36.66(14)
21	16.48	22	15.82	23	16.24	24	15.85	25	15.86	26	15.36	27	16.38	28	15.90	29	15.45	30	14.90
	5:53.14(14)		6:08.96(15)		6:25.20(14)		6:41.05(15)		6:56.91(15)		7:12.27(14)		7:28.65(13)		7:44.55(14)		8:00.00(12)		8:14.90(13)
31	15.80	32	15.35	33	15.90	34	15.74	35	15.72	36	15.69	37	15.46	38	15.29	39	15.52	40	15.75
	8:30.70(13)		8:46.05(12)		9:01.95(12)		9:17.69(13)		9:33.41(13)		9:49.10(13)		10:04.56(13)		10:19.85(13)		10:35.37(13)		10:51.12(13)
41	15.80	42	15.42	43	15.68	44	15.78	45	15.16	46	15.63	47	15.79	48	15.86	49	15.28		15.06
	11:06.92(13)		11:22.34(13)		11:38.02(13)		11:53.80(13)		12:08.96(13)		12:24.59(13)		12:40.38(12)		12:56.24(12)		13:11.52(13)		

14 2737 Narve Gilje NORDÅS NOR 30 Sep 98 13:28.73

1	18.37	2	17.16	3	16.90	4	16.32	5	17.35	6	17.76	7	18.74	8	16.97	9	16.83	10	16.81
	18.37(15)		35.53(15)		52.43(16)		1:08.75(17)		1:26.10(16)		1:43.86(16)		2:02.60(13)		2:19.57(13)		2:36.40(11)		2:53.21(11)
11	16.30	12	15.96	13	16.58	14	16.11	15	16.30	16	16.23	17	16.09	18	16.00	19	17.37	20	16.62
	3:09.51(12)		3:25.47(12)		3:42.05(12)		3:58.16(11)		4:14.46(12)		4:30.69(15)		4:46.78(14)		5:02.78(15)		5:20.15(14)		5:36.77(15)
21	16.64	22	15.90	23	16.43	24	16.10	25	15.59	26	15.64	27	16.19	28	15.99	29	15.92	30	15.41
	5:53.41(16)		6:09.31(17)		6:25.74(17)		6:41.84(17)		6:57.43(17)		7:13.07(17)		7:29.26(17)		7:45.25(17)		8:01.17(17)		8:16.58(17)
31	15.37	32	15.52	33	15.97	34	15.69	35	15.96	36	15.33	37	16.07	38	15.96	39	15.84	40	15.65
	8:31.95(17)		8:47.47(17)		9:03.44(17)		9:19.13(17)		9:35.09(17)		9:50.42(16)		10:06.49(17)		10:22.45(17)		10:38.29(17)		10:53.94(15)
41	15.86	42	16.07	43	16.05	44	16.07	45	15.53	46	15.82	47	15.28	48	14.99	49	14.74		14.38
	11:09.80(14)		11:25.87(14)		11:41.92(14)		11:57.99(14)		12:13.52(14)		12:29.34(15)		12:44.62(15)		12:59.61(14)		13:14.35(14)		

RACE ANALYSIS
5000 Metres Men - Final

BIB NUMBER 2132 L CARD ADDED

15 2976 Paul CHELIMO USA 27 Oct 90 13:30.88

1	18.19	2	17.17	3	16.89	4	16.15	5	17.48	6	17.93	7	19.26	8	17.18	9	16.62	10	16.90
	18.19 (13)		35.36 (14)		52.25 (15)		1:08.40 (15)		1:25.88 (15)		1:43.81 (15)		2:03.07 (16)		2:20.25 (16)		2:36.87 (16)		2:53.77 (17)
11	16.43	12	15.91	13	16.60	14	16.22	15	16.25	16	16.02	17	16.13	18	15.97	19	17.33	20	16.47
	3:10.20 (16)		3:26.11 (17)		3:42.71 (16)		3:58.93 (16)		4:15.18 (17)		4:31.20 (17)		4:47.33 (17)		5:03.30 (17)		5:20.63 (17)		5:37.10 (17)
21	16.33	22	15.82	23	16.45	24	15.92	25	15.56	26	15.70	27	16.18	28	15.64	29	15.97	30	15.26
	5:53.43 (17)		6:09.25 (16)		6:25.70 (16)		6:41.62 (16)		6:57.18 (16)		7:12.88 (16)		7:29.06 (16)		7:44.70 (15)		8:00.67 (15)		8:15.93 (15)
31	15.38	32	15.75	33	15.74	34	15.62	35	16.01	36	15.96	37	15.80	38	16.03	39	15.83	40	16.10
	8:31.31 (15)		8:47.06 (15)		9:02.80 (15)		9:18.42 (15)		9:34.43 (15)		9:50.39 (15)		10:06.19 (15)		10:22.22 (16)		10:38.05 (16)		10:54.15 (17)
41	15.97	42	16.31	43	16.13	44	16.52	45	15.43	46	15.97	47	15.35	48	15.71	49	14.43		14.91
	11:10.12 (15)		11:26.43 (17)		11:42.56 (15)		11:59.08 (16)		12:14.51 (16)		12:30.48 (16)		12:45.83 (16)		13:01.54 (16)		13:15.97 (15)		

16 2257 Ouassim OUMAIZ ESP 30 Mar 99 13:31.99

1	18.37	2	16.57	3	16.62	4	16.16	5	17.63	6	18.14	7	18.89	8	16.80	9	17.24	10	17.00
	18.37 (14)		34.94 (12)		51.56 (11)		1:07.72 (11)		1:25.35 (10)		1:43.49 (13)		2:02.38 (11)		2:19.18 (11)		2:36.42 (13)		2:53.42 (14)
11	16.27	12	15.85	13	16.46	14	16.21	15	16.33	16	16.11	17	16.04	18	16.09	19	17.31	20	16.39
	3:09.69 (13)		3:25.54 (13)		3:42.00 (11)		3:58.21 (12)		4:14.54 (13)		4:30.65 (14)		4:46.69 (13)		5:02.78 (14)		5:20.09 (13)		5:36.48 (12)
21	16.26	22	16.01	23	16.13	24	15.80	25	15.78	26	15.47	27	16.72	28	15.73	29	15.99	30	15.16
	5:52.74 (11)		6:08.75 (12)		6:24.88 (12)		6:40.68 (11)		6:56.46 (12)		7:11.93 (11)		7:28.65 (14)		7:44.38 (13)		8:00.37 (14)		8:15.53 (14)
31	15.53	32	15.61	33	15.69	34	15.78	35	15.78	36	15.82	37	15.63	38	16.12	39	16.13	40	16.06
	8:31.06 (14)		8:46.67 (14)		9:02.36 (14)		9:18.14 (14)		9:33.92 (14)		9:49.74 (14)		10:05.37 (14)		10:21.49 (14)		10:37.62 (14)		10:53.68 (14)
41	16.62	42	16.12	43	16.23	44	16.07	45	15.02	46	15.35	47	15.36	48	16.01	49	15.55		15.98
	11:10.30 (17)		11:26.42 (16)		11:42.65 (16)		11:58.72 (15)		12:13.74 (15)		12:29.09 (14)		12:44.45 (14)		13:00.46 (15)		13:16.01 (16)		

2938 Oscar CHELIMO UGA 12 Dec 01 DNF

1	18.72	2	17.10	3	16.81	4	16.02	5	17.52	6	17.91	7	19.28	8	16.94	9	16.87	10	15.31
	18.72 (16)		35.82 (16)		52.63 (17)		1:08.65 (16)		1:26.17 (17)		1:44.08 (17)		2:03.36 (17)		2:20.30 (17)		2:37.17 (17)		2:52.48 (3)
11	15.65	12	16.17	13	16.28	14	15.88	15	16.27	16	16.18	17	16.08	18	16.23	19	17.84	20	17.27
	3:08.13 (2)		3:24.30 (2)		3:40.58 (2)		3:56.46 (2)		4:12.73 (3)		4:28.91 (2)		4:44.99 (2)		5:01.22 (2)		5:19.06 (3)		5:36.33 (10)
21	16.47	22	15.96	23	16.41	24	15.84	25	15.87	26	15.76	27	16.34	28	15.92	29	16.10	30	15.39
	5:52.80 (13)		6:08.76 (13)		6:25.17 (13)		6:41.01 (14)		6:56.88 (14)		7:12.64 (15)		7:28.98 (15)		7:44.90 (16)		8:01.00 (16)		8:16.39 (16)
31	15.32	32	15.65	33	15.92	34	15.60	35	15.99	36	15.78	37	15.56	38	15.68	39	16.08	40	15.98
	8:31.71 (16)		8:47.36 (16)		9:03.28 (16)		9:18.88 (16)		9:34.87 (16)		9:50.65 (17)		10:06.21 (16)		10:21.89 (15)		10:37.97 (15)		10:53.95 (16)
41	16.30	42	16.02																
	11:10.25 (16)		11:26.27 (15)																

RESULT PROGRESSION

5000 Metres Men - Final



BIB NUMBER 2132 L CARD ADDED

RECORDS	RESULT	NAME	COUNTRY	AGE	VENUE	DATE
World Record WR	12:35.36	Joshua CHEPTEGEI	UGA	24	Monaco (MON)	14 Aug 2020
Championships Record CR	12:52.79	Eliud KIPCHOGE	KEN	19	Paris-St-Denis (FRA)	31 Aug 2003
World Leading WL	12:40.45	Berihu AREGAWI	ETH	22	Lausanne (SUI)	30 Jun 2023
Area Record AR		National Record NR		Personal Best PB		Season Best SB

27 August 2023


RANK	BIB	NAME	COUNTRY	DATE of BIRTH	PHASE	HEAT	PLACE	RESULT	
1	2730	Jakob INGEBRIGTSEN	NOR	19 Sep 00	Final	1	1	13:11.30	SB
					Round 1	1	13	13:36.21 Q	SB
2	2250	Mohamed KATIR	ESP	17 Feb 98	Final	1	2	13:11.44	
					Round 1	1	11	13:35.90 Q	
3	2622	Jacob KROP	KEN	4 Jun 01	Final	1	3	13:12.28	
					Round 1	2	7	13:33.63 Q	
4	2416	Luis GRIJALVA	GUA	10 Apr 99	Final	1	4	13:12.50	
					Round 1	2	1	13:32.72 Q	
5	2277	Yomif KEJELCHA	ETH	1 Aug 97	Final	1	5	13:12.51	
					Round 1	2	2	13:32.83 Q	
6	2273	Hagos GEBRHIWET	ETH	11 May 94	Final	1	6	13:12.65	
					Round 1	1	12	13:36.15 Q	
7	2132	Mohammed AHMED	CAN	5 Jan 91	Final	1	7	13:12.92	
					Round 1	2	3	13:33.16 Q	
8	2265	Berihu AREGAWI	ETH	28 Feb 01	Final	1	8	13:12.99	
					Round 1	2	4	13:33.23 Q	
9	2308	Jimmy GRESSIER	FRA	4 May 97	Final	1	9	13:17.20	
					Round 1	1	17	13:36.42 Q	
10	2615	Ishmael Rokitto KIPKURUI	KEN	10 Feb 05	Final	1	10	13:21.20	
					Round 1	2	7	13:33.63 Q	
11	2218	Mohamed ISMAIL	DJI	1 Jan 97	Final	1	11	13:23.89	
					Round 1	2	6	13:33.51 Q	
12	3020	Abdihamid NUR	USA	14 Oct 97	Final	1	12	13:23.90	
					Round 1	1	16	13:36.37 Q	
13	2049	Stewart MCSWEYN	AUS	1 Jun 95	Final	1	13	13:26.58	
					Round 1	1	38	13:56.81 qR	
14	2737	Narve Gilje NORDÅS	NOR	30 Sep 98	Final	1	14	13:28.73	
					Round 1	1	19	13:36.55 Q	
15	2976	Paul CHELIMO	USA	27 Oct 90	Final	1	15	13:30.88	
					Round 1	1	18	13:36.51 Q	
16	2257	Ouassim OUMAIZ	ESP	30 Mar 99	Final	1	16	13:31.99	
					Round 1	1	14	13:36.35 Q	
2938	Oscar CHELIMO	UGA	12 Dec 01	Final	1		DNF		
				Round 1	2	5	13:33.40 Q	SB	

RESULT PROGRESSION
5000 Metres Men - Final

BIB NUMBER 2132 L CARD ADDED

24 August 2023

RANK	BIB	NAME	COUNTRY	DATE of BIRTH	PHASE	HEAT	PLACE	RESULT
------	-----	------	---------	---------------	-------	------	-------	--------

NOTE  BIB 2132 (Mohammed AHMED) - TR17.4.3 or TR17.4.4

ALL-TIME OUTDOOR TOP LIST				2023 OUTDOOR TOP LIST			
RESULT	NAME	VENUE	DATE	RESULT	NAME	VENUE	2023
12:35.36	Joshua CHEPTEGEI (UGA)	Monaco (MON)	14 Aug 20	12:40.45	Berihu AREGAWI (ETH)	Lausanne (SUI)	30 Jun
12:37.35	Kenenisa BEKELE (ETH)	Hengelo (NED)	31 May 04	12:41.61	Joshua CHEPTEGEI (UGA)	Lausanne (SUI)	30 Jun
12:39.36	Haile GEBRSELASSIE (ETH)	Helsinki (FIN)	13 Jun 98	12:41.73	Jacob KIPLIMO (UGA)	Oslo (NOR)	15 Jun
12:39.74	Daniel KOMEN (KEN)	Bruxelles (BEL)	22 Aug 97	12:41.73	Yomif KEJELCHA (ETH)	Oslo (NOR)	15 Jun
12:40.45	Berihu AREGAWI (ETH)	Lausanne (SUI)	30 Jun 23	12:42.18	Haqos GEBRHIWET (ETH)	Monaco (MON)	21 Jul
12:41.73	Jacob KIPLIMO (UGA)	Oslo (NOR)	15 Jun 23	12:42.70	Telahun Haile BEKELE (ETH)	Monaco (MON)	21 Jul
12:41.73	Yomif KEJELCHA (ETH)	Oslo (NOR)	15 Jun 23	12:45.01	Mohamed KATIR (ESP)	Monaco (MON)	21 Jul
12:42.18	Haqos GEBRHIWET (ETH)	Monaco (MON)	21 Jul 23	12:46.02	Jacob KROP (KEN)	Monaco (MON)	21 Jul
12:42.70	Telahun Haile BEKELE (ETH)	Monaco (MON)	21 Jul 23	12:52.97	Luis GRIJALVA (GUA)	Firenze (ITA)	2 Jun
12:43.02	Selemon BAREGA (ETH)	Bruxelles (BEL)	31 Aug 18	12:54.40	William KINCAID (USA)	Firenze (ITA)	2 Jun

SUMMARY



5000 Metres Men - Round 1

First 8 of each heat (Q) qualify to Final



RECORDS	RESULT	NAME	COUNTRY	AGE	VENUE	DATE
World Record WR	12:35.36	Joshua CHEPTEGEI	UGA	24	Monaco (MON)	14 Aug 2020
Championships Record CR	12:52.79	Eliud KIPCHOGE	KEN	19	Paris-St-Denis (FRA)	31 Aug 2003
World Leading WL	12:40.45	Berihu AREGAWI	ETH	22	Lausanne (SUI)	30 Jun 2023
Area Record AR		National Record NR		Personal Best PB		Season Best SB

24 August 2023

RANK	PLACE	HEAT	BIB	NAME	COUNTRY	DATE of BIRTH	RESULT	
1	1	2	2416	Luis GRIJALVA	GUA	10 Apr 99	13:32.72	Q
2	2	2	2277	Yomif KEJELCHA	ETH	1 Aug 97	13:32.83	Q
3	3	2	2132	Mohammed AHMED	CAN	5 Jan 91	13:33.16	Q
4	4	2	2265	Berihu AREGAWI	ETH	28 Feb 01	13:33.23	Q
5	5	2	2938	Oscar CHELIMO	UGA	12 Dec 01	13:33.40	Q SB
6	6	2	2218	Mohamed ISMAIL	DJI	1 Jan 97	13:33.51	Q
7	7	2	2615	Ishmael Rokitto KIPKURUI	KEN	10 Feb 05	13:33.63	Q
7	7	2	2622	Jacob KROP	KEN	4 Jun 01	13:33.63	Q
9	9	2	2254	Thierry NDIKUMWENAYO	ESP	26 Mar 97	13:34.03	
10	10	2	2070	Rodrigue KWIZERA	BDI	10 Oct 99	13:35.81	
11	1	1	2250	Mohamed KATIR	ESP	17 Feb 98	13:35.90	Q
12	2	1	2273	Hagos GEBRHIWET	ETH	11 May 94	13:36.15	Q
13	3	1	2730	Jakob INGEBRIGTSEN	NOR	19 Sep 00	13:36.21	Q SB
14	4	1	2257	Ouassim OUMAIZ	ESP	30 Mar 99	13:36.35	Q
15	11	2	2736	Magnus Tuv MYHRE	NOR	15 Jun 00	13:36.36	
16	5	1	3020	Abdihamid NUR	USA	14 Oct 97	13:36.37	Q
17	6	1	2308	Jimmy GRESSIER	FRA	4 May 97	13:36.42	Q
18	7	1	2976	Paul CHELIMO	USA	27 Oct 90	13:36.51	Q
19	8	1	2737	Narve Gilje NORDÅS	NOR	30 Sep 98	13:36.55	Q
20	9	1	2887	Andreas ALMGREN	SWE	12 Jun 95	13:36.57	
21	10	1	2071	Egide NTAKARUTIMANA	BDI	21 Oct 97	13:37.53	
22	12	2	2879	Jonas RAESS	SUI	8 Mar 94	13:37.84	
23	11	1	2142	Benjamin FLANAGAN	CAN	11 Jan 95	13:38.69	
24	13	2	2729	Henrik INGEBRIGTSEN	NOR	24 Feb 91	13:38.80	
25	12	1	2704	Mike FOPPEN	NED	29 Nov 96	13:38.94	
26	13	1	2082	John HEYMANS	BEL	9 Jan 98	13:39.67	
27	14	2	2311	Hugo HAY	FRA	28 Mar 97	13:39.76	
28	15	2	3012	Sean MCGORTY	USA	8 Mar 95	13:40.28	
29	14	1	2614	Nicholas KIPKORIR	KEN	29 Sep 98	13:40.43	
30	15	1	2127	Birhanu BALEW	BRN	27 Feb 96	13:41.00	
31	16	1	2473	Brian FAY	IRL	9 Nov 98	13:42.86	
32	16	2	2046	Morgan MCDONALD	AUS	23 Apr 96	13:43.58	
33	17	1	2610	Cornelius KEMBOI	KEN	29 Feb 00	13:44.32	
34	17	2	2565	Hyuga ENDO	JPN	5 Aug 98	13:50.49	
35	18	1	2591	Kazuya SHIOJIRI	JPN	8 Nov 96	13:51.00	
36	18	2	2892	Emil DANIELSSON	SWE	5 Sep 97	13:54.35	
37	19	2	2080	Robin HENDRIX	BEL	14 Jan 95	13:55.81	
38	19	1	2049	Stewart MCSWEYN	AUS	1 Jun 95	13:56.81	qR
39	20	1	2385	Sam PARSONS	GER	18 Jun 94	14:03.14	
40	20	2	2188	Samuel FREIRE	CPV	28 Aug 90	14:07.38	PB

SUMMARY
5000 Metres Men - Round 1

24 August 2023

RANK	PLACE	HEAT	BIB	NAME	COUNTRY	DATE of BIRTH	RESULT	
41	21	2	2430	Ferenc Soma KOVÁCS	HUN	14 Jun 04	14:11.99	
42	22	2	2642	Mohamed HREZI	LBA	28 Oct 91	14:14.72	
43	21	1	2961	Valentin SOCA	URU	24 Jul 02	14:16.15	
		1	2940	Joshua CHEPTEGEI	UGA	12 Sep 96	DNS	

ALL-TIME OUTDOOR TOP LIST				2023 OUTDOOR TOP LIST			
RESULT	NAME	VENUE	DATE	RESULT	NAME	VENUE	2023
12:35.36	Joshua CHEPTEGEI (UGA)	Monaco (MON)	14 Aug 20	12:40.45	Berihu AREGAWI (ETH)	Lausanne (SUI)	30 Jun
12:37.35	Kenenisa BEKELE (ETH)	Hengelo (NED)	31 May 04	12:41.61	Joshua CHEPTEGEI (UGA)	Lausanne (SUI)	30 Jun
12:39.36	Haile GEBRSELASSIE (ETH)	Helsinki (FIN)	13 Jun 98	12:41.73	Jacob KIPLIMO (UGA)	Oslo (NOR)	15 Jun
12:39.74	Daniel KOMEN (KEN)	Bruxelles (BEL)	22 Aug 97	12:41.73	Yomif KEJELCHA (ETH)	Oslo (NOR)	15 Jun
12:40.45	Berihu AREGAWI (ETH)	Lausanne (SUI)	30 Jun 23	12:42.18	Haqos GEBRHIWET (ETH)	Monaco (MON)	21 Jul
12:41.73	Jacob KIPLIMO (UGA)	Oslo (NOR)	15 Jun 23	12:42.70	Telahun Haile BEKELE (ETH)	Monaco (MON)	21 Jul
12:41.73	Yomif KEJELCHA (ETH)	Oslo (NOR)	15 Jun 23	12:45.01	Mohamed KATIR (ESP)	Monaco (MON)	21 Jul
12:42.18	Haqos GEBRHIWET (ETH)	Monaco (MON)	21 Jul 23	12:46.02	Jacob KROP (KEN)	Monaco (MON)	21 Jul
12:42.70	Telahun Haile BEKELE (ETH)	Monaco (MON)	21 Jul 23	12:52.97	Luis GRIJALVA (GUA)	Firenze (ITA)	2 Jun
12:43.02	Selemon BAREGA (ETH)	Bruxelles (BEL)	31 Aug 18	12:54.40	William KINCAID (USA)	Firenze (ITA)	2 Jun

RACE ANALYSIS



5000 Metres Men - Round 1

First 8 of each heat (Q) qualify to Final

Heat 1

2

24 August 2023

19:01 START TIME

31° C TEMPERATURE

39% HUMIDITY

Table with 40 columns representing distances from 100m to 4000m and 4 rows of split times for various athletes.

1 2250 Mohamed KATIR

ESP 17 Feb 98

13:35.90

Table showing split times for Mohamed KATIR across 40 distance intervals.

2 2273 Hagos GEBRHIWET

ETH 11 May 94

13:36.15

Table showing split times for Hagos GEBRHIWET across 40 distance intervals.

3 2730 Jakob INGEBRIGTSEN

NOR 19 Sep 00

13:36.21 SB

Table showing split times for Jakob INGEBRIGTSEN across 40 distance intervals.

4 2257 Ouassim OUMAIZ

ESP 30 Mar 99

13:36.35

Table showing split times for Ouassim OUMAIZ across 40 distance intervals.



RACE ANALYSIS
5000 Metres Men - Round 1

5 3020 Abdihamid NUR					USA 14 Oct 97					13:36.37																																							
5	6	7	8	9	10	11	12	13	14	17.57	17.65	18.02	16.38	17.39	17.32	17.61	17.43	17.31																															
1:24.35 (21)					1:41.92 (21)					1:59.57 (21)					2:17.59 (21)					2:33.97 (21)					2:51.36 (21)					3:08.68 (21)					3:26.29 (21)					3:43.72 (21)					4:01.03 (21)				
15	16	17	18	19	20	21	22	23	24	17.32	17.58	17.22	17.56	17.45	17.63	17.38	17.28	17.21	25.27																														
4:18.35 (21)					4:35.93 (21)					4:53.15 (20)					5:10.71 (21)					5:28.16 (21)					5:45.79 (21)					6:03.17 (21)					6:20.45 (21)					6:37.66 (21)					7:02.93 (21)				
25	26	27	28	29	30	31	32	33	34	8.84	17.22	17.18	14.85	17.68	15.45	15.99	15.87	15.84	15.78																														
7:11.77 (21)					7:28.99 (21)					7:46.17 (21)					8:01.02 (21)					8:18.70 (21)					8:34.15 (21)					8:50.14 (21)					9:06.01 (21)					9:21.85 (21)					9:37.63 (21)				
35	36	37	38	39	40	41	42	43	44	15.40	15.88	16.12	15.62	15.86	13.75	17.44	14.71	15.10	15.07																														
9:53.03 (21)					10:08.91 (21)					10:25.03 (21)					10:40.65 (21)					10:56.51 (21)					11:10.26 (21)					11:27.70 (20)					11:42.41 (21)					11:57.51 (21)					12:12.58 (21)				
45	46	47	48	49																																													
12:26.77 (21)					12:41.55 (21)					12:55.82 (21)					13:10.18 (21)					13:22.85 (21)					13.52																								

6 2308 Jimmy GRESSIER					FRA 4 May 97					13:36.42																																							
1	2	3	4	5	6	7	8	9	10	15.71	16.39	17.39	17.26	17.86	17.36	17.75	17.15	17.23	17.25																														
15.71 (1)					32.10 (2)					49.49 (3)					1:06.75 (1)					1:24.61 (3)					1:41.97 (3)					1:59.72 (2)					2:16.87 (2)					2:34.10 (2)					2:51.35 (2)				
11	12	13	14	15	16	17	18	19	20	17.39	17.55	17.21	17.38	17.30	17.61	17.22	17.41	17.60	17.33																														
3:08.74 (2)					3:26.29 (2)					3:43.50 (4)					4:00.88 (3)					4:18.18 (2)					4:35.79 (4)					4:53.01 (2)					5:10.42 (1)					5:28.02 (2)					5:45.35 (1)				
21	22	23	24	25	26	27	28	29	30	17.64	17.03	17.36	15.58	18.52	17.22	17.24	14.88	17.08	16.03																														
6:02.99 (1)					6:20.02 (1)					6:37.38 (2)					6:52.96 (1)					7:11.48 (1)					7:28.70 (1)					7:45.94 (1)					8:00.82 (2)					8:17.90 (2)					8:33.93 (3)				
31	32	33	34	35	36	37	38	39	40	15.76	15.98	15.59	15.85	15.89	15.78	16.10	15.94	16.06	15.67																														
8:49.69 (2)					9:05.67 (3)					9:21.26 (2)					9:37.11 (3)					9:53.00 (3)					10:08.78 (5)					10:24.88 (3)					10:40.82 (1)					10:56.88 (3)					11:12.55 (1)				
41	42	43	44	45	46	47	48	49		15.36	14.69	15.06	14.62	14.16	15.17	14.34	13.56	13.11	13.80																														
11:27.91 (2)					11:42.60 (1)					11:57.66 (1)					12:12.28 (1)					12:26.44 (2)					12:41.61 (1)					12:55.95 (5)					13:09.51 (4)					13:22.62 (4)									

7 2976 Paul CHELIMO					USA 27 Oct 90					13:36.51																																							
1	2	3	4	5	6	7	8	9	10	16.09	15.94	17.19	18.18	16.92	17.55	17.45	17.28	17.24	17.34																														
16.09 (6)					32.03 (1)					49.22 (1)					1:07.40 (3)					1:24.32 (1)					1:41.87 (2)					1:59.32 (1)					2:16.60 (1)					2:33.84 (1)					2:51.18 (1)				
11	12	13	14	15	16	17	18	19	20	17.32	17.52	17.35	17.33	17.40	17.64	17.26	17.50	17.49	17.44																														
3:08.50 (1)					3:26.02 (1)					3:43.37 (3)					4:00.70 (2)					4:18.10 (1)					4:35.74 (3)					4:53.00 (1)					5:10.50 (2)					5:27.99 (1)					5:45.43 (2)				
21	22	23	24	25	26	27	28	29	30	17.59	17.24	17.06	17.15	17.10	17.23	17.19	14.98	17.63	15.96																														
6:03.02 (2)					6:20.26 (3)					6:37.32 (1)					6:54.47 (2)					7:11.57 (2)					7:28.80 (2)					7:45.99 (2)					8:00.97 (9)					8:18.60 (7)					8:34.56 (7)				
31	32	33	34	35	36	37	38	39	40	15.81	15.97	15.58	15.69	16.17	16.03	15.98	15.57	16.53	16.27																														
8:50.37 (8)					9:06.34 (8)					9:21.92 (8)					9:37.61 (10)					9:53.78 (12)					10:09.81 (11)					10:25.79 (12)					10:41.36 (8)					10:57.89 (12)					11:14.16 (18)				
41	42	43	44	45	46	47	48	49		15.15	14.72	14.92	15.27	14.01	14.68	13.98	13.68	12.84	13.10																														
11:29.31 (15)					11:44.03 (13)					11:58.95 (11)					12:14.22 (14)					12:28.23 (14)					12:42.91 (12)					12:56.89 (12)					13:10.57 (9)					13:23.41 (8)									

8 2737 Narve Gilje NORDÅS					NOR 30 Sep 98					13:36.55																																							
1	2	3	4	5	6	7	8	9	10	17.39	16.46	17.57	18.37	16.89	16.89	17.67	17.02	17.39	17.19																														
17.39 (18)					33.85 (18)					51.42 (19)					1:09.79 (18)					1:26.68 (19)					1:43.57 (16)					2:01.24 (16)					2:18.26 (13)					2:35.65 (14)					2:52.84 (14)				
11	12	13	14	15	16	17	18	19	20	17.39	17.13	17.64	17.28	17.19	17.08	17.38	17.50	17.63	17.55																														
3:10.23 (13)					3:27.36 (12)					3:45.00 (12)					4:02.28 (14)					4:19.47 (13)					4:36.55 (10)					4:53.93 (10)					5:11.43 (10)					5:29.06 (10)					5:46.61 (10)				
21	22	23	24	25	26	27	28	29	30	17.44	17.03	17.57	16.80	17.37	16.91	17.20	14.26	18.17	16.08																														
6:04.05 (11)					6:21.08 (11)					6:38.65 (12)					6:55.45 (11)					7:12.82 (12)					7:29.73 (12)					7:46.93 (11)					8:01.19 (15)					8:19.36 (13)					8:35.44 (14)				
31	32	33	34	35	36	37	38	39	40	15.70	16.07	15.51	15.42	16.16	15.87	15.85	16.14	16.37	14.92																														
8:51.14 (14)					9:07.21 (17)					9:22.72 (17)					9:38.14 (16)					9:54.30 (17)					10:10.17 (13)					10:26.02 (16)					10:42.16 (15)					10:58.53 (19)					11:13.45 (8)				
41	42	43	44	45	46	47	48	49		14.42	14.82	15.02	16.07	13.36	14.99	13.78	13.69	13.20	13.75																														
11:27.87 (1)					11:42.69 (2)					11:57.71 (2)					12:13.78 (10)					12:27.14 (5)					12:42.13 (4)					12:55.91 (4)					13:09.60 (5)					13:22.80 (5)									

9 2887 Andreas ALMGREN					SWE 12 Jun 95					13:36.57																																							
1	2	3	4	5	6	7	8	9	10	16.37	16.40	17.67	18.18	16.88	17.15	17.85	17.33	17.12	17.27																														
16.37 (9)					32.77 (10)					50.44 (10)					1:08.62 (11)					1:25.50 (10)					1:42.65 (9)					2:00.50 (10)					2:17.83 (9)					2:34.95 (9)					2:52.22 (9)				
11	12	13	14	15	16	17	18	19	20	17.42	17.56	17.31	17.29	17.36	17.64	17.25	17.47	17.69	17.40																														
3:09.64 (9)					3:27.20 (10)					3:44.51 (9)					4:01.80 (9)					4:19.16 (10)					4:36.80 (12)					4:54.05 (11)					5:11.52 (11)					5:29.21 (11)					5:46.61 (11)				
21	22	23	24	25	26	27	28	29	30	17.59	16.92	17.44	17.04	17.17	16.91	17.35	14.08	17.70	16.13																														
6:04.20 (13)					6:21.12 (12)					6:38.56 (11)					6:55.60 (12)					7:12.77 (11)					7:29.68 (11)					7:47.03 (12)					8:01.11 (12)					8:18.81 (9)					8:34.94 (10)				
31	32	33	34	35	36	37	38	39	40	15.84	15.92	15.46	15.48	15.95	15.79	16.09	16.01	15.96	16.00																														
8:50.78 (11)					9:06.70 (13)					9:22.16 (10)					9:37.64 (12)					9:53.59 (10)					10:09.38 (9)					10:25.47 (11)					10:41.48 (9)					10:57.44 (8)					11:13.44 (7)				
41	42	43	44	45	46	47	48	49		15.05	14.56	15.30	15.11	13.87	14.83	13.93	13.62	13.22	13.64																														
11:28.49 (7)					11:43.05 (6)					11:58.35 (7)					12:13.46 (6)					12:27.33 (7)					12:42.16 (5)					12:56.09 (6)					13:09.71 (6)					13:22.93 (6)									

RACE ANALYSIS
5000 Metres Men - Round 1

10 2071 Egede NTKARUTIMANA BDI 21 Oct 97 **13:37.53**

1	15.89	2	16.41	3	17.46	4	18.17	5	16.99	6	17.40	7	17.95	8	17.38	9	17.16	10	17.35
	15.89(3)		32.30(4)		49.76(5)		1:07.93(5)		1:24.92(6)		1:42.32(7)		2:00.27(8)		2:17.65(8)		2:34.81(8)		2:52.16(8)
11	17.40	12	17.31	13	17.42	14	17.17	15	17.40	16	17.29	17	17.50	18	17.53	19	17.49	20	17.42
	3:09.56(8)		3:26.87(9)		3:44.29(8)		4:01.46(7)		4:18.86(8)		4:36.15(5)		4:53.65(7)		5:11.18(7)		5:28.67(6)		5:46.09(7)
21	17.51	22	17.34	23	17.12	24	16.81	25	17.26	26	17.27	27	17.13	28	14.39	29	17.47	30	16.06
	6:03.60(6)		6:20.94(8)		6:38.06(7)		6:54.87(5)		7:12.13(5)		7:29.40(7)		7:46.53(7)		8:00.92(5)		8:18.39(6)		8:34.45(6)
31	15.73	32	15.94	33	15.56	34	15.88	35	16.01	36	16.00	37	15.72	38	16.88	39	15.38	40	15.88
	8:50.18(6)		9:06.12(6)		9:21.68(6)		9:37.56(9)		9:53.57(9)		10:09.57(10)		10:25.29(8)		10:42.17(17)		10:57.55(10)		11:13.43(5)
41	15.09	42	14.69	43	15.30	44	15.34	45	14.22	46	14.88	47	14.09	48	13.73	49	13.14		13.62
	11:28.52(8)		11:43.21(8)		11:58.51(8)		12:13.85(11)		12:28.07(12)		12:42.95(13)		12:57.04(13)		13:10.77(10)		13:23.91(10)		

11 2142 Benjamin FLANAGAN CAN 11 Jan 95 **13:38.69**

1	16.07	2	16.39	3	17.47	4	18.27	5	16.70	6	17.42	7	17.77	8	17.24	9	17.19	10	17.20
	16.07(5)		32.46(6)		49.93(6)		1:08.20(7)		1:24.90(5)		1:42.32(6)		2:00.09(6)		2:17.33(5)		2:34.52(5)		2:51.72(5)
11	17.45	12	17.69	13	15.91	14	18.85	15	17.39	16	17.16	17	17.35	18	17.42	19	17.53	20	17.33
	3:09.17(5)		3:26.86(8)		3:42.77(2)		4:01.62(8)		4:19.01(9)		4:36.17(6)		4:53.52(5)		5:10.94(5)		5:28.47(5)		5:45.80(4)
21	17.68	22	17.17	23	17.20	24	16.82	25	17.47	26	16.99	27	17.24	28	14.65	29	17.70	30	16.03
	6:03.48(5)		6:20.65(4)		6:37.85(5)		6:54.67(3)		7:12.14(6)		7:29.13(4)		7:46.37(5)		8:01.02(10)		8:18.72(8)		8:34.75(9)
31	15.78	32	15.94	33	15.64	34	15.80	35	16.17	36	15.84	37	15.90	38	15.78	39	16.60	40	15.54
	8:50.53(9)		9:06.47(10)		9:22.11(9)		9:37.91(13)		9:54.08(15)		10:09.92(12)		10:25.82(13)		10:41.60(12)		10:58.20(15)		11:13.74(15)
41	14.82	42	14.76	43	15.21	44	15.12	45	12.50	46	16.51	47	14.01	48	14.12	49	13.88		14.02
	11:28.56(9)		11:43.32(9)		11:58.53(9)		12:13.65(8)		12:26.15(1)		12:42.66(10)		12:56.67(10)		13:10.79(11)		13:24.67(11)		

12 2704 Mike FOPPEN NED 29 Nov 96 **13:38.94**

1	16.13	2	16.43	3	17.51	4	18.25	5	16.84	6	17.43	7	17.55	8	17.43	9	17.13	10	17.22
	16.13(7)		32.56(7)		50.07(7)		1:08.32(8)		1:25.16(7)		1:42.59(8)		2:00.14(7)		2:17.57(7)		2:34.70(7)		2:51.92(7)
11	17.46	12	17.37	13	17.37	14	17.30	15	17.28	16	17.59	17	17.43	18	17.52	19	17.56	20	17.28
	3:09.38(7)		3:26.75(7)		3:44.12(6)		4:01.42(6)		4:18.70(6)		4:36.29(8)		4:53.72(8)		5:11.24(8)		5:28.80(8)		5:46.08(6)
21	17.57	22	17.24	23	17.18	24	16.99	25	17.30	26	16.90	27	16.99	28	14.60	29	17.41	30	15.59
	6:03.65(7)		6:20.89(7)		6:38.07(8)		6:55.06(7)		7:12.36(8)		7:29.26(6)		7:46.25(4)		8:00.85(4)		8:18.26(3)		8:33.85(2)
31	16.09	32	15.88	33	15.63	34	15.85	35	15.99	36	16.09	37	15.99	38	16.11	39	16.06	40	16.43
	8:49.94(4)		9:05.82(4)		9:21.45(4)		9:37.30(6)		9:53.29(6)		10:09.38(8)		10:25.37(9)		10:41.48(9)		10:57.54(9)		11:13.97(17)
41	15.16	42	14.66	43	15.40	44	15.27	45	13.89	46	14.89	47	13.98	48	13.82	49	13.70		14.20
	11:29.13(13)		11:43.79(11)		11:59.19(13)		12:14.46(15)		12:28.35(15)		12:43.24(14)		12:57.22(14)		13:11.04(14)		13:24.74(12)		

13 2082 John HEYMANS BEL 9 Jan 98 **13:39.67**

1	17.07	2	16.61	3	17.60	4	18.45	5	16.74	6	17.20	7	17.63	8	17.78	9	17.41	10	16.97
	17.07(17)		33.68(17)		51.28(17)		1:09.73(17)		1:26.47(17)		1:43.67(18)		2:01.30(17)		2:19.08(18)		2:36.49(18)		2:53.46(18)
11	17.42	12	17.39	13	17.26	14	17.28	15	17.49	16	17.37	17	17.46	18	17.46	19	17.66	20	17.33
	3:10.88(19)		3:28.27(19)		3:45.53(17)		4:02.81(18)		4:20.30(19)		4:37.67(18)		4:55.13(19)		5:12.59(19)		5:30.25(19)		5:47.58(19)
21	17.48	22	17.09	23	17.43	24	16.87	25	17.21	26	16.97	27	17.17	28	18.83	29	13.12	30	15.87
	6:05.06(19)		6:22.15(20)		6:39.58(19)		6:56.45(19)		7:13.66(19)		7:30.63(20)		7:47.80(19)		8:06.63(18)		8:19.75(16)		8:35.62(18)
31	15.86	32	15.80	33	15.60	34	15.56	35	16.04	36	15.82	37	16.10	38	16.48	39	15.10	40	15.51
	8:51.48(17)		9:07.28(18)		9:22.88(18)		9:38.44(19)		9:54.48(18)		10:10.30(14)		10:26.40(18)		10:42.88(18)		10:57.98(13)		11:13.49(12)
41	15.12	42	14.57	43	14.94	44	15.33	45	13.85	46	15.08	47	13.88	48	13.60	49	13.98		15.83
	11:28.61(10)		11:43.18(7)		11:58.12(5)		12:13.45(5)		12:27.30(6)		12:42.38(6)		12:56.26(7)		13:09.86(7)		13:23.84(9)		

14 2614 Nicholas KIPKORIR KEN 29 Sep 98 **13:40.43**

1	16.41	2	16.53	3	17.76	4	18.26	5	16.83	6	17.30	7	17.87	8	17.45	9	17.10	10	17.31
	16.41(10)		32.94(12)		50.70(13)		1:08.96(13)		1:25.79(13)		1:43.09(13)		2:00.96(13)		2:18.41(14)		2:35.51(13)		2:52.82(13)
11	17.42	12	17.50	13	16.83	14	17.30	15	16.73	16	15.36	17	19.36	18	17.50	19	17.59	20	17.45
	3:10.24(14)		3:27.74(14)		3:44.57(10)		4:01.87(10)		4:18.60(5)		4:33.96(1)		4:53.32(4)		5:10.82(4)		5:28.41(4)		5:45.86(5)
21	17.60	22	17.22	23	17.13	24	17.10	25	17.14	26	17.09	27	17.29	28	14.39	29	17.02	30	15.88
	6:03.46(4)		6:20.68(5)		6:37.81(4)		6:54.91(6)		7:12.05(4)		7:29.14(5)		7:46.43(6)		8:00.82(1)		8:17.84(1)		8:33.72(1)
31	15.74	32	15.83	33	15.73	34	15.85	35	15.92	36	15.82	37	16.09	38	16.22	39	15.89	40	16.45
	8:49.46(1)		9:05.29(1)		9:21.02(1)		9:36.87(1)		9:52.79(1)		10:08.61(3)		10:24.70(2)		10:40.92(3)		10:56.81(2)		11:13.26(3)
41	14.85	42	14.82	43	15.29	44	15.45	45	14.00	46	15.00	47	14.13	48	14.16	49	13.94		15.53
	11:28.11(5)		11:42.93(5)		11:58.22(6)		12:13.67(9)		12:27.67(9)		12:42.67(11)		12:56.80(11)		13:10.96(13)		13:24.90(13)		

RACE ANALYSIS
5000 Metres Men - Round 1

15 2127 Birhanu BALEW										BRN 27 Feb 96										13:41.00																																																																																																					
1	16.27	2	16.47	3	17.78	4	18.29	5	16.77	6	17.33	7	17.76	8	17.44	9	17.04	10	17.23	11	17.58	12	17.44	13	17.36	14	17.21	15	17.44	16	17.65	17	17.26	18	17.42	19	17.69	20	17.45	21	17.51	22	17.00	23	17.39	24	17.03	25	17.11	26	16.94	27	17.43	28	13.68	29	17.30	30	15.92	31	15.78	32	15.99	33	15.68	34	15.69	35	16.14	36	15.74	37	16.03	38	15.78	39	16.34	40	16.54	41	14.85	42	14.81	43	15.23	44	14.81	45	13.95	46	14.90	47	13.98	48	14.51	49	14.38		15.68	50	11:28.75 (11)	51	11:43.56 (10)	52	11:58.79 (10)	53	12:13.60 (7)	54	12:27.55 (8)	55	12:42.45 (7)	56	12:56.43 (9)	57	13:10.94 (12)	58	13:25.32 (14)				

16 2473 Brian FAY										IRL 9 Nov 98										13:42.86																																																																																																					
1	16.59	2	16.00	3	17.69	4	18.16	5	16.90	6	16.94	7	17.75	8	17.43	9	17.19	10	17.26	11	17.38	12	17.26	13	17.49	14	17.02	15	17.53	16	17.66	17	17.39	18	17.43	19	17.63	20	17.44	21	17.52	22	17.17	23	17.21	24	17.10	25	17.18	26	17.15	27	17.15	28	14.48	29	17.92	30	16.08	31	15.49	32	16.05	33	15.93	34	15.04	35	16.33	36	14.86	37	14.86	38	4.48	39	15.42	40	15.74	41	15.22	42	15.15	43	14.40	44	13.92	45	17.79	46	14.00	47	14.89	48	13.96	49	14.33			50	11:44.42 (15)	51	11:59.57 (16)	52	12:13.97 (12)	53	12:27.89 (10)	54	12:45.68 (16)	55	12:59.68 (16)	56	13:14.57 (16)	57	13:28.53 (15)						

17 2610 Cornelius KEMBOI										KEN 29 Feb 00										13:44.32																																																																																																					
1	15.86	2	16.37	3	17.23	4	18.25	5	16.83	6	17.24	7	18.03	8	17.34	9	17.16	10	17.30	11	17.32	12	17.76	13	17.54	14	17.12	15	17.48	16	17.69	17	17.38	18	17.38	19	17.72	20	17.41	21	17.44	22	17.15	23	17.32	24	17.04	25	17.16	26	17.09	27	17.17	28	14.40	29	17.95	30	16.12	31	15.75	32	15.87	33	15.44	34	15.13	35	15.99	36	23.44	37	8.54	38	16.69	39	15.58	40	15.76	41	15.36	42	15.20	43	15.00	44	15.49	45	14.05	46	15.62	47	14.83	48	15.13	49	14.91		15.29	50	11:28.80 (12)	51	11:44.00 (12)	52	11:59.00 (12)	53	12:14.49 (16)	54	12:28.54 (16)	55	12:44.16 (15)	56	12:58.99 (15)	57	13:14.12 (15)	58	13:29.03 (16)				

18 2591 Kazuya SHIOJIRI										JPN 8 Nov 96										13:51.00																																																																																																					
1	16.52	2	16.94	3	17.60	4	18.36	5	16.67	6	17.24	7	17.65	8	17.45	9	17.43	10	17.24	11	17.38	12	17.45	13	17.47	14	17.29	15	17.15	16	17.46	17	17.32	18	17.56	19	17.58	20	17.24	21	17.53	22	17.22	23	17.27	24	16.95	25	17.35	26	16.83	27	17.44	28	13.60	29	18.60	30	15.75	31	16.19	32	15.73	33	15.51	34	15.35	35	16.18	36	28.37	37	3.34	38	15.96	39	16.23	40	15.06	41	15.91	42	15.19	43	15.07	44	15.49	45	14.77	46	16.28	47	15.44	48	16.58	49	16.20		16.61	50	11:29.37 (17)	51	11:44.56 (16)	52	11:59.63 (17)	53	12:15.12 (17)	54	12:29.89 (17)	55	12:46.17 (17)	56	13:01.61 (17)	57	13:18.19 (17)	58	13:34.39 (17)				

19 2049 Stewart MCSWEYN										AUS 1 Jun 95										13:56.81																																																																																																					
1	16.72	2	16.17	3	17.42	4	18.18	5	16.78	6	17.48	7	17.74	8	17.47	9	17.05	10	17.31	11	17.47	12	17.42	13	13.68	14	21.21	15	17.11	16	17.58	17	17.45	18	17.48	19	17.52	20	17.55	21	17.37	22	17.01	23	17.68	24	16.88	25	17.25	26	16.92	27	17.22	28	13.83	29	18.46	30	16.26	31	15.82	32	16.09	33	15.09	34	15.33	35	15.64	36	15.13	37	16.19	38	16.02	39	16.13	40	16.51	41	15.73	42	21.14	43	15.68	44	15.20	45	16.46	46	16.46	47	15.55	48	16.08	49	15.29		15.60	50	11:29.35 (16)	51	11:50.49 (19)	52	12:06.17 (19)	53	12:21.37 (19)	54	12:37.83 (19)	55	12:54.29 (19)	56	13:09.84 (19)	57	13:25.92 (18)	58	13:41.21 (18)				

RACE ANALYSIS
5000 Metres Men - Round 1

20 2385 Sam PARSONS										GER 18 Jun 94										14:03.14																						
1	16.50	2	16.72	3	17.46	4	16.30	5	18.75	6	17.34	7	17.64	8	17.51	9	17.12	10	17.25	11	17.40	12	16.54	13	18.50	14	17.21	15	17.36	16	17.46	17	17.26	18	17.56	19	17.57	20	17.25			
	16.50 (12)		33.22 (14)		50.68 (12)		1:06.98 (2)		1:25.73 (12)		1:43.07 (12)		2:00.71 (12)		2:18.22 (12)		2:35.34 (12)		2:52.59 (12)		3:09.99 (12)		3:26.53 (14)		3:45.03 (13)		4:02.24 (13)		4:19.60 (14)		4:37.06 (14)		4:54.32 (13)		5:11.88 (14)		5:29.45 (14)		5:46.70 (12)			
21	17.15	22	17.11	23	17.30	24	17.04	25	17.12	26	17.08	27	17.09	28	14.25	29	20.27	30	12.98	31	15.65	32	15.90	33	15.75	34	15.74	35	16.00	36	15.47	37	16.49	38	15.78	39	16.25	40	16.31			
	6:03.85 (9)		6:20.96 (9)		6:38.26 (9)		6:55.30 (9)		7:12.42 (9)		7:29.50 (9)		7:46.59 (8)		8:00.84 (3)		8:21.11 (20)		8:34.09 (4)		8:49.74 (3)		9:05.64 (2)		9:21.39 (3)		9:37.13 (4)		9:53.13 (4)		10:08.60 (2)		10:25.09 (5)		10:40.87 (2)		10:57.12 (5)		11:13.43 (4)			
41	14.61	42	18.45	43	15.75	44	16.83	45	15.51	46	17.55	47	16.98	48	17.88	49	17.91		18.24																							
	11:28.04 (4)		11:46.49 (18)		12:02.24 (18)		12:19.07 (18)		12:34.58 (18)		12:52.13 (18)		13:09.11 (18)		13:26.99 (19)		13:44.90 (19)																									

21 2961 Valentin SOCA										URU 24 Jul 02										14:16.15																							
1	17.60	2	16.38	3	17.41	4	18.53	5	16.60	6	17.35	7	17.87	8	17.45	9	17.35	10	17.18	11	16.98	12	17.19	13	17.24	14	17.32	15	17.37	16	17.35	17	17.37	18	17.48	19	17.65	20	17.49				
	17.60 (19)		33.98 (19)		51.39 (18)		1:09.92 (19)		1:26.52 (18)		1:43.87 (19)		2:01.74 (19)		2:19.19 (19)		2:36.54 (19)		2:53.72 (19)		3:10.70 (18)		3:27.89 (15)		3:45.13 (14)		4:02.45 (15)		4:19.82 (15)		4:37.17 (15)		4:54.54 (15)		5:12.02 (15)		5:29.67 (15)		5:47.16 (16)				
21	17.43	22	17.15	23	17.26	24	16.99	25	17.18	26	16.93	27	17.41	28	13.67	29	18.57	30	16.26	31	15.52	32	15.63	33	15.99	34	15.99	35	16.21	36	17.12	37	17.06	38	16.85	39	16.94	40	28.31				
	6:04.59 (16)		6:21.74 (15)		6:39.00 (15)		6:55.99 (16)		7:13.17 (15)		7:30.10 (15)		7:47.51 (16)		8:01.18 (14)		8:19.75 (16)		8:36.01 (20)		8:51.53 (19)		9:07.16 (16)		9:23.15 (20)		9:39.14 (20)		9:55.35 (20)		10:12.47 (15)		10:29.53 (19)		10:46.38 (19)		11:03.32 (20)		11:31.63 (20)				
41	6.56	42	17.41	43	18.00	44	16.89	45	18.94	46	18.05	47	17.19	48	17.69	49	16.86		16.93																								
	11:38.19 (20)		11:55.60 (20)		12:13.60 (20)		12:30.49 (20)		12:49.43 (20)		13:07.48 (20)		13:24.67 (20)		13:42.36 (20)		13:59.22 (20)																										

2940 Joshua CHEPTEGI										UGA 12 Sep 96										DNS																						

RACE ANALYSIS



5000 Metres Men - Round 1

First 8 of each heat (Q) qualify to Final

Heat 2 **2**

24 August 2023 19:22 START TIME

31° C TEMPERATURE 39 % HUMIDITY

1	100 m	2	200 m	3	300 m	4	400 m	5	500 m	6	600 m	7	700 m	8	800 m	9	900 m	10	1000 m
11	1100 m	12	1200 m	13	1300 m	14	1400 m	15	1500 m	16	1600 m	17	1700 m	18	1800 m	19	1900 m	20	2000 m
21	2100 m	22	2200 m	23	2300 m	24	2400 m	25	2500 m	26	2600 m	27	2700 m	28	2800 m	29	2900 m	30	3000 m
31	3100 m	32	3200 m	33	3300 m	34	3400 m	35	3500 m	36	3600 m	37	3700 m	38	3800 m	39	3900 m	40	4000 m
41	4100 m	42	4200 m	43	4300 m	44	4400 m	45	4500 m	46	4600 m	47	4700 m	48	4800 m	49	4900 m		

1 2416 Luis GRIJALVA GUA 10 Apr 99 13:32.72

1	15.56	2	16.61	3	19.05	4	14.03	5	16.56	6	16.27	7	17.00	8	17.40	9	19.84	10	16.01
	15.56 (1)	32.17 (1)	51.22 (3)	1:05.25 (1)	1:21.81 (1)	1:38.08 (2)	1:55.08 (1)	2:12.48 (1)	2:32.32 (18)	2:48.33 (1)									
11	17.92	12	18.45	13	17.98	14	18.60	15	18.51	16	17.43	17	16.06	18	16.99	19	16.19	20	16.32
	3:06.25 (1)	3:24.70 (2)	3:42.68 (1)	4:01.28 (1)	4:19.79 (3)	4:37.22 (2)	4:53.28 (3)	5:10.27 (2)	5:26.46 (1)	5:42.78 (1)									
21	16.88	22	16.87	23	17.18	24	16.93	25	16.31	26	16.48	27	17.19	28	17.40	29	17.05	30	16.31
	5:59.66 (2)	6:16.53 (2)	6:33.71 (2)	6:50.64 (2)	7:06.95 (2)	7:23.43 (1)	7:40.62 (2)	7:58.02 (1)	8:15.07 (3)	8:31.38 (1)									
31	16.77	32	16.26	33	15.42	34	16.39	35	16.81	36	15.77	37	15.63	38	15.35	39	14.93	40	15.86
	8:48.15 (1)	9:04.41 (1)	9:19.83 (1)	9:36.22 (1)	9:53.03 (2)	10:08.80 (4)	10:24.43 (1)	10:39.78 (2)	10:54.71 (2)	11:10.57 (3)									
41	14.08	42	14.49	43	14.79	44	14.66	45	14.10	46	14.37	47	14.60	48	14.05	49	13.67		13.34
	11:24.65 (3)	11:39.14 (4)	11:53.93 (3)	12:08.59 (3)	12:22.69 (3)	12:37.06 (3)	12:51.66 (3)	13:05.71 (3)	13:19.38 (3)										

2 2277 Yomif KEJELCHA ETH 1 Aug 97 13:32.83

1	16.80	2	16.41	3	18.14	4	15.41	5	16.79	6	16.17	7	16.79	8	17.21	9	17.28	10	18.37
	16.80 (18)	33.21 (10)	51.35 (7)	1:06.76 (8)	1:23.55 (8)	1:39.72 (9)	1:56.51 (9)	2:13.72 (8)	2:31.00 (7)	2:49.37 (10)									
11	17.94	12	18.32	13	18.16	14	18.22	15	18.73	16	17.80	17	3.74	18	29.11	19	16.22	20	15.84
	3:07.31 (8)	3:25.63 (12)	3:43.79 (12)	4:02.01 (12)	4:20.74 (15)	4:38.54 (11)	4:42.28 (1)	5:11.39 (10)	5:27.61 (11)	5:43.45 (8)									
21	16.82	22	17.01	23	17.59	24	16.05	25	17.18	26	16.14	27	16.93	28	17.86	29	16.01	30	16.61
	6:00.27 (8)	6:17.28 (8)	6:34.87 (9)	6:50.92 (3)	7:08.10 (10)	7:24.24 (9)	7:41.17 (9)	7:59.03 (6)	8:15.04 (2)	8:31.65 (4)									
31	16.67	32	16.30	33	17.73	34	14.54	35	16.57	36	15.63	37	24.66	38	6.12	39	15.04	40	15.87
	8:48.32 (4)	9:04.62 (4)	9:22.35 (17)	9:36.89 (8)	9:53.46 (8)	10:09.09 (6)	10:33.75 (19)	10:39.87 (3)	10:54.91 (3)	11:10.78 (4)									
41	13.97	42	14.36	43	14.59	44	14.64	45	14.17	46	14.49	47	14.39	48	14.08	49	13.48		13.88
	11:24.75 (4)	11:39.11 (3)	11:53.70 (2)	12:08.34 (2)	12:22.51 (2)	12:37.00 (2)	12:51.39 (1)	13:05.47 (1)	13:18.95 (1)										

3 2132 Mohammed AHMED CAN 5 Jan 91 13:33.16

1	16.16	2	16.41	3	18.80	4	14.41	5	16.85	6	16.20	7	16.94	8	17.45	9	17.44	10	18.30
	16.16 (7)	32.57 (3)	51.37 (9)	1:05.78 (4)	1:22.63 (4)	1:38.83 (5)	1:55.77 (5)	2:13.22 (5)	2:30.66 (5)	2:48.96 (5)									
11	18.11	12	18.31	13	18.16	14	18.19	15	18.54	16	17.95	17	16.24	18	16.78	19	16.18	20	16.17
	3:07.07 (6)	3:25.38 (9)	3:43.54 (10)	4:01.73 (7)	4:20.27 (9)	4:38.22 (8)	4:54.46 (10)	5:11.24 (9)	5:27.42 (8)	5:43.59 (10)									
21	16.71	22	17.03	23	17.33	24	16.91	25	16.38	26	16.30	27	17.17	28	18.07	29	16.17	30	16.63
	6:00.30 (9)	6:17.33 (9)	6:34.66 (8)	6:51.57 (10)	7:07.95 (9)	7:24.25 (10)	7:41.42 (11)	7:59.49 (12)	8:15.66 (11)	8:32.29 (12)									
31	16.63	32	16.39	33	16.08	34	15.82	35	16.90	36	13.93	37	17.27	38	15.19	39	15.26	40	15.15
	8:48.92 (12)	9:05.31 (13)	9:21.39 (12)	9:37.21 (13)	9:54.11 (12)	10:08.04 (2)	10:25.31 (9)	10:40.50 (9)	10:55.76 (9)	11:10.91 (6)									
41	14.14	42	14.39	43	14.63	44	14.63	45	14.63	46	13.54	47	14.91	48	14.32	49	13.47		13.59
	11:25.05 (5)	11:39.44 (5)	11:54.07 (4)	12:08.70 (4)	12:23.33 (6)	12:36.87 (1)	12:51.78 (5)	13:06.10 (4)	13:19.57 (4)										

4 2265 Berihu AREGAWI ETH 28 Feb 01 13:33.23

1	16.52	2	16.99	3	17.89	4	16.13	5	16.36	6	16.28	7	16.71	8	17.33	9	17.21	10	18.45
	16.52 (15)	33.51 (14)	51.40 (12)	1:07.53 (12)	1:23.89 (11)	1:40.17 (12)	1:56.88 (12)	2:14.21 (12)	2:31.42 (11)	2:49.87 (15)									
11	18.02	12	18.08	13	18.21	14	18.16	15	18.60	16	17.95	17	16.42	18	16.28	19	16.74	20	15.87
	3:07.89 (15)	3:25.97 (16)	3:44.18 (15)	4:02.34 (16)	4:20.94 (16)	4:38.89 (15)	4:55.31 (16)	5:11.59 (13)	5:28.33 (15)	5:44.20 (15)									
21	16.63	22	16.81	23	17.58	24	16.66	25	16.53	26	16.04	27	17.17	28	18.05	29	16.06	30	16.51
	6:00.83 (15)	6:17.64 (12)	6:35.22 (13)	6:51.88 (12)	7:08.41 (12)	7:24.45 (12)	7:41.62 (13)	7:59.67 (13)	8:15.73 (12)	8:32.24 (11)									
31	16.63	32	16.13	33	16.09	34	15.98	35	16.25	36	14.26	37	17.09	38	15.00	39	14.79	40	15.92
	8:48.87 (11)	9:05.00 (11)	9:21.09 (10)	9:37.07 (11)	9:53.32 (6)	10:07.58 (1)	10:24.67 (3)	10:39.67 (1)	10:54.46 (1)	11:10.38 (2)									
41	14.07	42	14.48	43	14.49	44	14.74	45	14.28	46	14.90	47	14.16	48	14.20	49	13.43		14.10
	11:24.45 (2)	11:38.93 (2)	11:53.42 (1)	12:08.16 (1)	12:22.44 (1)	12:37.34 (4)	12:51.50 (2)	13:05.70 (2)	13:19.13 (2)										

RACE ANALYSIS
5000 Metres Men - Round 1

5 2938 Oscar CHELIMO										UGA			12 Dec 01	13:33.40 ^{SB}					
5	16.37	7	16.81	8	17.22	9	17.49	10	17.58	11	18.39	12	18.06	13	18.44	14	17.95		
1:24.79 (21)	1:41.16 (21)	1:57.97 (21)	2:15.19 (21)	2:32.68 (20)	2:50.26 (21)	3:08.65 (21)	3:26.71 (21)	3:45.15 (21)	4:03.10 (21)										
15	18.60	16	16.48	17	16.28	18	15.82	19	15.99	20	17.25	21	15.98	22	17.63	23	17.61	24	16.91
4:21.70 (21)	4:38.18 (21)	4:54.46 (21)	5:10.28 (21)	5:26.27 (21)	5:43.52 (21)	5:59.50 (21)	6:17.13 (21)	6:34.74 (21)	6:51.65 (21)										
25	17.10	26	15.94	27	17.21	28	17.20	29	16.92	30	16.21	31	17.14	32	17.15	33	14.94	34	16.29
7:08.75 (21)	7:24.69 (21)	7:41.90 (21)	7:59.10 (21)	8:16.02 (21)	8:32.23 (21)	8:49.37 (21)	9:06.52 (21)	9:21.46 (21)	9:37.75 (21)										
35	14.81	36	17.50	37	15.54	38	15.32	39	15.24	40	14.51	41	15.48	42	14.41	43	14.49	44	15.18
9:52.56 (21)	10:10.06 (21)	10:25.60 (20)	10:40.92 (20)	10:56.16 (20)	11:10.67 (20)	11:26.15 (20)	11:40.56 (20)	11:55.05 (20)	12:10.23 (20)										
45	13.17	46	14.25	47	14.71	48	13.80	49	13.82		13.42								
12:23.40 (20)	12:37.65 (20)	12:52.36 (20)	13:06.16 (20)	13:19.98 (20)															

6 2218 Mohamed ISMAIL										DJI			1 Jan 97	13:33.51					
1	15.70	2	17.03	3	18.49	4	14.49	5	16.55	6	16.32	7	16.92	8	17.60	9	17.08	10	18.80
15.70 (2)	32.73 (5)	51.22 (2)	1:05.71 (3)	1:22.26 (3)	1:38.58 (4)	1:55.50 (3)	2:13.10 (3)	2:30.18 (2)	2:48.98 (6)										
11	17.83	12	18.47	13	17.86	14	18.49	15	18.55	16	17.61	17	16.12	18	16.78	19	16.39	20	16.25
3:06.81 (4)	3:25.28 (7)	3:43.14 (6)	4:01.63 (6)	4:20.18 (8)	4:37.79 (6)	4:53.91 (7)	5:10.69 (6)	5:27.08 (7)	5:43.33 (7)										
21	16.75	22	16.95	23	17.47	24	16.68	25	16.51	26	16.04	27	17.03	28	18.16	29	16.06	30	16.77
6:00.08 (7)	6:17.03 (7)	6:34.50 (7)	6:51.18 (7)	7:07.69 (7)	7:23.73 (4)	7:40.76 (3)	7:58.92 (5)	8:14.98 (1)	8:31.75 (5)										
31	16.67	32	16.28	33	15.97	34	15.95	35	16.64	36	15.93	37	15.30	38	15.44	39	15.13	40	15.78
8:48.42 (6)	9:04.70 (6)	9:20.67 (4)	9:36.62 (7)	9:53.26 (5)	10:09.19 (8)	10:24.49 (2)	10:39.93 (4)	10:55.06 (4)	11:10.84 (5)										
41	15.57	42	13.21	43	14.59	44	14.71	45	14.26	46	14.37	47	14.41	48	14.18	49	13.53		13.84
11:26.41 (13)	11:39.62 (6)	11:54.21 (5)	12:08.92 (5)	12:23.18 (5)	12:37.55 (5)	12:51.96 (6)	13:06.14 (6)	13:19.67 (5)											

7 2615 Ishmael Rokitto KIPKURUI										KEN			10 Feb 05	13:33.63					
1	15.91	2	17.04	3	18.28	4	15.00	5	16.63	6	16.01	7	16.80	8	17.45	9	17.26	10	18.50
15.91 (6)	32.95 (7)	51.23 (4)	1:06.23 (7)	1:22.86 (6)	1:38.87 (6)	1:55.67 (4)	2:13.12 (4)	2:30.38 (3)	2:48.88 (4)										
11	18.02	12	18.42	13	17.94	14	18.51	15	17.72	16	18.52	17	16.12	18	16.63	19	15.98	20	16.27
3:06.90 (5)	3:25.32 (8)	3:43.26 (7)	4:01.77 (9)	4:19.49 (1)	4:38.01 (7)	4:54.13 (8)	5:10.76 (7)	5:26.74 (4)	5:43.01 (3)										
21	16.87	22	16.85	23	17.38	24	17.01	25	16.32	26	16.46	27	17.08	28	18.10	29	16.07	30	16.67
5:59.88 (4)	6:16.73 (3)	6:34.11 (4)	6:51.12 (6)	7:07.44 (5)	7:23.90 (6)	7:40.98 (6)	7:59.08 (8)	8:15.15 (6)	8:31.82 (7)										
31	16.63	32	16.13	33	20.24	34	11.78	35	17.24	36	15.36	37	15.81	38	15.10	39	15.43	40	15.84
8:48.45 (7)	9:04.58 (3)	9:24.82 (19)	9:36.60 (6)	9:53.84 (11)	10:09.20 (9)	10:25.01 (6)	10:40.11 (7)	10:55.54 (6)	11:11.38 (9)										
41	14.17	42	4.31	43	24.57	44	14.71	45	14.27	46	18.72	47	10.34	48	13.95	49	13.66		13.55
11:25.55 (8)	11:29.86 (1)	11:54.43 (6)	12:09.14 (6)	12:23.41 (7)	12:42.13 (13)	12:52.47 (7)	13:06.42 (7)	13:20.08 (7)											

7 2622 Jacob KROP										KEN			4 Jun 01	13:33.63					

9 2254 Thierry NDIKUMWENAYO										ESP			26 Mar 97	13:34.03					
1	17.42	2	17.29	3	16.91	4	17.27	5	16.11	6	16.35	7	16.68	8	17.04	9	17.41	10	17.89
17.42 (20)	34.71 (20)	51.62 (18)	1:08.89 (19)	1:25.00 (17)	1:41.35 (19)	1:58.03 (19)	2:15.07 (19)	2:32.48 (19)	2:50.37 (19)										
11	18.00	12	18.08	13	18.43	14	17.91	15	18.81	16	18.29	17	15.82	18	16.19	19	16.76	20	15.11
3:08.37 (19)	3:26.45 (19)	3:44.88 (19)	4:02.79 (19)	4:21.60 (19)	4:39.89 (19)	4:55.71 (18)	5:11.90 (17)	5:28.66 (17)	5:43.77 (11)										
21	16.69	22	17.41	23	17.67	24	16.78	25	16.60	26	16.25	27	16.92	28	18.01	29	16.11	30	16.54
6:00.46 (11)	6:17.87 (15)	6:35.54 (16)	6:52.32 (16)	7:08.92 (15)	7:25.17 (16)	7:42.09 (16)	8:00.10 (15)	8:16.21 (16)	8:32.75 (15)										
31	16.49	32	16.18	33	15.75	34	16.21	35	16.30	36	14.57	37	16.78	38	15.04	39	15.52	40	15.59
8:49.24 (15)	9:05.42 (14)	9:21.17 (11)	9:37.38 (14)	9:53.68 (9)	10:08.25 (3)	10:25.03 (7)	10:40.07 (5)	10:55.59 (7)	11:11.18 (8)										
41	14.18	42	14.82	43	14.53	44	14.48	45	13.91	46	14.49	47	14.18	48	14.36	49	13.78		14.12
11:25.36 (6)	11:40.18 (8)	11:54.71 (7)	12:09.19 (7)	12:23.10 (4)	12:37.59 (6)	12:51.77 (4)	13:06.13 (5)	13:19.91 (6)											

10 2070 Rodrigue KWIZERA										BDI			10 Oct 99	13:35.81					
1	16.22	2	17.13	3	18.01	4	15.70	5	16.65	6	16.29	7	16.69	8	17.25	9	17.41	10	18.32
16.22 (9)	33.35 (12)	51.36 (8)	1:07.06 (11)	1:23.71 (10)	1:40.00 (11)	1:56.69 (11)	2:13.94 (10)	2:31.35 (9)	2:49.67 (13)										
11	18.00	12	17.82	13	18.00	14	18.27	15	18.82	16	17.72	17	16.09	18	16.84	19	16.33	20	16.02
3:07.67 (13)	3:25.49 (10)	3:43.49 (8)	4:01.76 (8)	4:20.58 (11)	4:38.30 (9)	4:54.39 (9)	5:11.23 (8)	5:27.56 (9)	5:43.58 (9)										
21	16.76	22	17.18	23	17.64	24	16.28	25	16.47	26	16.29	27	16.74	28	18.32	29	15.99	30	16.59
6:00.34 (10)	6:17.52 (11)	6:35.16 (11)	6:51.44 (9)	7:07.91 (8)	7:24.20 (8)	7:40.94 (5)	7:59.26 (10)	8:15.25 (7)	8:31.84 (8)										
31	16.79	32	16.26	33	15.98	34	16.07	35	20.86	36	11.67	37	15.90	38	15.27	39	15.07	40	13.96
8:48.63 (9)	9:04.89 (8)	9:20.87 (6)	9:36.94 (9)	9:57.80 (19)	10:09.47 (12)	10:25.37 (10)	10:40.64 (11)	10:55.71 (8)	11:09.67 (1)										
41	3.11	42	27.36	43	14.80	44	14.79	45	14.34	46	15.13	47	14.40	48	14.38	49	13.72		14.11
11:12.78 (1)	11:40.14 (7)	11:54.94 (8)	12:09.73 (8)	12:24.07 (8)	12:39.20 (7)	12:53.60 (9)	13:07.98 (9)	13:21.70 (9)											

RACE ANALYSIS
5000 Metres Men - Round 1

11 2736 Magnus Tuv MYHRE										NOR 15 Jun 00 13:36.36																																																																																																																																																																																															
1	16.33	2	17.15	3	17.94	4	16.25	5	16.44	6	16.14	7	16.73	8	17.24	9	17.33	10	18.03	11	18.22	12	18.28	13	18.11	14	18.14	15	17.82	16	19.20	17	16.16	18	16.55	19	16.74	20	16.02	21	16.59	22	16.82	23	17.51	24	16.91	25	16.77	26	16.25	27	16.90	28	17.98	29	16.13	30	16.59	31	16.64	32	16.30	33	16.01	34	15.99	35	16.50	36	15.77	37	15.52	38	15.17	39	15.30	40	15.67	41	14.26	42	14.71	43	14.77	44	14.73	45	14.37	46	14.77	47	13.57	48	13.93	49	13.54		15.57	50	16.33 (11)	51	33.48 (13)	52	51.42 (14)	53	1:07.67 (13)	54	1:24.11 (12)	55	1:40.25 (13)	56	1:56.98 (13)	57	2:14.22 (13)	58	2:31.55 (12)	59	2:49.58 (12)	60	3:07.80 (14)	61	3:26.08 (17)	62	3:44.19 (16)	63	4:02.33 (15)	64	4:20.15 (7)	65	4:39.35 (17)	66	4:55.51 (17)	67	5:12.06 (18)	68	5:28.80 (18)	69	5:44.82 (18)	70	6:01.41 (18)	71	6:18.23 (17)	72	6:35.74 (17)	73	6:52.65 (18)	74	7:09.42 (18)	75	7:25.67 (18)	76	7:42.57 (18)	77	8:00.55 (18)	78	8:16.68 (18)	79	8:33.27 (18)	80	8:49.91 (18)	81	9:06.21 (18)	82	9:22.22 (16)	83	9:38.21 (18)	84	9:54.71 (16)	85	10:10.48 (17)	86	10:26.00 (16)	87	10:41.17 (16)	88	10:56.47 (14)	89	11:12.14 (13)	90	11:26.40 (12)	91	11:41.11 (12)	92	11:55.88 (12)	93	12:10.61 (11)	94	12:24.98 (11)	95	12:39.75 (9)	96	12:53.32 (8)	97	13:07.25 (8)	98	13:20.79 (8)				
12 2879 Jonas RAESS										SUI 8 Mar 94 13:37.84																																																																																																																																																																																															
1	15.89	2	16.84	3	18.65	4	15.44	5	16.48	6	16.16	7	16.87	8	17.42	9	17.41	10	18.19	11	18.04	12	18.36	13	17.96	14	18.34	15	18.45	16	17.97	17	16.25	18	16.68	19	16.20	20	16.25	21	16.62	22	16.95	23	17.48	24	16.90	25	16.40	26	16.22	27	16.97	28	18.04	29	15.98	30	16.56	31	16.82	32	16.37	33	15.83	34	16.04	35	16.68	36	16.16	37	15.85	38	15.14	39	15.67	40	16.15	41	14.34	42	14.81	43	14.86	44	14.63	45	14.80	46	14.99	47	14.11	48	14.35	49	13.92		14.35	50	15.89 (5)	51	32.73 (4)	52	51.38 (11)	53	1:06.82 (9)	54	1:23.30 (7)	55	1:39.46 (8)	56	1:56.33 (8)	57	2:13.75 (9)	58	2:31.16 (8)	59	2:49.35 (9)	60	3:07.39 (9)	61	3:25.75 (14)	62	3:43.71 (11)	63	4:02.05 (13)	64	4:20.50 (10)	65	4:38.47 (10)	66	4:54.72 (11)	67	5:11.40 (11)	68	5:27.60 (10)	69	5:43.85 (12)	70	6:00.47 (12)	71	6:17.42 (10)	72	6:34.90 (10)	73	6:51.80 (11)	74	7:08.20 (11)	75	7:24.42 (11)	76	7:41.39 (10)	77	7:59.43 (11)	78	8:15.41 (10)	79	8:31.97 (10)	80	8:48.79 (10)	81	9:05.16 (12)	82	9:20.99 (8)	83	9:37.03 (10)	84	9:53.71 (10)	85	10:09.87 (14)	86	10:25.72 (13)	87	10:40.86 (12)	88	10:56.53 (15)	89	11:12.68 (16)	90	11:27.02 (15)	91	11:41.83 (15)	92	11:56.69 (15)	93	12:11.32 (13)	94	12:26.12 (13)	95	12:41.11 (11)	96	12:55.22 (12)	97	13:09.57 (11)	98	13:23.49 (10)				
13 2729 Henrik INGEBRIGTSEN										NOR 24 Feb 91 13:38.80																																																																																																																																																																																															
1	17.01	2	16.74	3	17.70	4	16.71	5	16.20	6	16.22	7	16.69	8	17.19	9	17.30	10	18.29	11	17.98	12	16.56	13	19.79	14	18.06	15	18.62	16	18.10	17	16.12	18	16.56	19	16.70	20	16.18	21	16.56	22	16.97	23	17.54	24	16.81	25	16.66	26	16.08	27	17.05	28	17.97	29	16.01	30	16.73	31	16.53	32	16.37	33	16.05	34	16.09	35	16.30	36	15.68	37	15.67	38	15.30	39	15.69	40	15.99	41	13.99	42	14.94	43	14.81	44	14.97	45	14.81	46	15.27	47	14.45	48	14.64	49	13.98		14.17	50	17.01 (19)	51	33.75 (16)	52	51.45 (15)	53	1:08.16 (16)	54	1:24.36 (13)	55	1:40.58 (15)	56	1:57.27 (15)	57	2:14.46 (15)	58	2:31.76 (14)	59	2:50.05 (16)	60	3:08.03 (17)	61	3:24.59 (1)	62	3:44.38 (17)	63	4:02.44 (17)	64	4:21.06 (17)	65	4:39.16 (16)	66	4:55.28 (15)	67	5:11.84 (16)	68	5:28.54 (16)	69	5:44.72 (17)	70	6:01.28 (17)	71	6:18.25 (18)	72	6:35.79 (18)	73	6:52.60 (17)	74	7:09.26 (17)	75	7:25.34 (17)	76	7:42.39 (17)	77	8:00.36 (17)	78	8:16.37 (17)	79	8:33.10 (17)	80	8:49.63 (17)	81	9:06.00 (17)	82	9:22.05 (15)	83	9:38.14 (17)	84	9:54.44 (14)	85	10:10.12 (15)	86	10:25.79 (14)	87	10:41.09 (15)	88	10:56.78 (17)	89	11:12.77 (17)	90	11:26.76 (14)	91	11:41.70 (14)	92	11:56.51 (14)	93	12:11.48 (14)	94	12:26.29 (14)	95	12:41.56 (12)	96	12:56.01 (13)	97	13:10.65 (13)	98	13:24.63 (12)				
14 2311 Hugo HAY										FRA 28 Mar 97 13:39.76																																																																																																																																																																																															
1	16.31	2	17.61	3	17.55	4	16.89	5	16.11	6	16.31	7	16.78	8	17.11	9	17.29	10	17.82	11	17.74	12	17.35	13	18.09	14	18.32	15	18.62	16	17.74	17	16.21	18	16.72	19	16.38	20	16.33	21	16.74	22	16.93	23	17.49	24	16.88	25	16.37	26	16.21	27	17.19	28	18.15	29	16.03	30	16.51	31	16.82	32	16.38	33	15.85	34	15.70	35	16.71	36	16.13	37	15.58	38	15.13	39	15.23	40	15.86	41	14.25	42	14.82	43	15.13	44	14.91	45	14.60	46	15.12	47	14.64	48	15.23	49	14.78		15.11	50	16.31 (10)	51	33.92 (18)	52	51.47 (16)	53	1:08.36 (18)	54	1:24.47 (15)	55	1:40.78 (16)	56	1:57.56 (16)	57	2:14.67 (16)	58	2:31.96 (15)	59	2:49.78 (14)	60	3:07.52 (11)	61	3:24.87 (5)	62	3:42.96 (4)	63	4:01.28 (2)	64	4:19.90 (4)	65	4:37.64 (4)	66	4:53.85 (5)	67	5:10.57 (4)	68	5:26.95 (6)	69	5:43.28 (6)	70	6:00.02 (6)	71	6:16.95 (5)	72	6:34.44 (6)	73	6:51.32 (8)	74	7:07.69 (6)	75	7:23.90 (5)	76	7:41.09 (8)	77	7:59.24 (9)	78	8:15.27 (8)	79	8:31.78 (6)	80	8:48.60 (8)	81	9:04.98 (10)	82	9:20.83 (5)	83	9:36.53 (4)	84	9:53.24 (4)	85	10:09.37 (10)	86	10:24.95 (5)	87	10:40.08 (6)	88	10:55.31 (5)	89	11:11.17 (7)	90	11:25.42 (7)	91	11:40.24 (9)	92	11:55.37 (9)	93	12:10.28 (10)	94	12:24.88 (10)	95	12:40.00 (10)	96	12:54.64 (11)	97	13:09.87 (12)	98	13:24.65 (13)				
15 3012 Sean MCGORTY										USA 8 Mar 95 13:40.28																																																																																																																																																																																															
1	15.80	2	16.49	3	18.92	4	14.33	5	16.47	6	16.33	7	16.96	8	17.55	9	17.08	10	18.55	11	18.03	12	18.31	13	18.13	14	18.62	15	18.41	16	17.56	17	16.04	18	16.93	19	16.20	20	16.33	21	16.74	22	17.10	23	17.12	24	16.92	25	16.26	26	16.49	27	17.18	28	18.22	29	16.07	30	16.45	31	16.80	32	16.30	33	15.95	34	15.87	35	16.70	36	15.89	37	15.69	38	15.48	39	15.51	40	15.78	41	14.20	42	14.74	43	14.91	44	14.58	45	14.50	46	14.90	47	14.35	48	15.08	49	15.36		16.10	50	15.80 (4)	51	32.29 (2)	52	51.21 (1)	53	1:05.54 (2)	54	1:22.01 (2)	55	1:38.34 (3)	56	1:55.30 (2)	57	2:12.85 (2)	58	2:29.93 (1)	59	2:48.48 (2)	60	3:06.51 (2)	61	3:24.82 (4)	62	3:42.95 (3)	63	4:01.57 (4)	64	4:19.98 (5)	65	4:37.54 (3)	66	4:53.58 (4)	67	5:10.51 (3)	68	5:26.71 (3)	69	5:43.04 (4)	70	5:59.78 (3)	71	6:16.88 (4)	72	6:34.00 (3)	73	6:50.92 (4)	74	7:07.18 (3)	75	7:23.67 (3)	76	7:40.85 (4)	77	7:59.07 (7)	78	8:15.14 (5)	79	8:31.59 (3)	80	8:48.39 (5)	81	9:04.69 (5)	82	9:20.64 (3)	83	9:36.51 (3)	84	9:53.21 (3)	85	10:09.10 (7)	86	10:24.79 (4)	87	10:40.27 (8)	88	10:55.78 (10)	89	11:11.56 (10)	90	11:25.76 (9)	91	11:40.50 (10)	92	11:55.41 (10)	93	12:09.99 (9)	94	12:24.49 (9)	95	12:39.39 (8)	96	12:53.74 (10)	97	13:08.82 (10)	98	13:24.18 (11)				

RACE ANALYSIS
5000 Metres Men - Round 1

16 2046 Morgan MCDONALD											AUS		23 Apr 96		13:43.58															
1	16.45	2	16.59	3	18.66	4	14.44	5		6		7	38.37	8	17.36	9	17.44	10	18.20	11	18.11									
	16.45(14)		33.04(9)		51.70(20)		1:06.14(6)		1:17.73(1)				1:56.10(7)		2:13.46(7)		2:30.90(6)		2:49.10(7)		3:07.21(7)									
12	18.30	13	18.03	14	18.38	15	18.73	16	17.90	17	16.30	18	16.66	19	16.36	20	16.20	21	16.73	3:25.51(11)		3:43.54(9)	4:01.92(11)	4:20.65(12)	4:38.55(12)	4:54.85(12)	5:11.51(12)	5:27.87(12)	5:44.07(14)	6:00.80(14)
22	16.86	23	17.54	24	16.80	25	16.47	26	16.20	27	16.86	28	18.22	29	16.18	30	16.65	31	16.53	6:17.66(13)		6:35.20(12)	6:52.00(13)	7:08.47(13)	7:24.67(13)	7:41.53(12)	7:59.75(14)	8:15.93(13)	8:32.58(14)	8:49.11(14)
32	16.42	33	15.92	34	16.10	35	16.64	36	16.00	37	15.74	38	15.44	39	15.31	40	15.33	41	14.22	9:05.53(15)		9:21.45(13)	9:37.55(15)	9:54.19(13)	10:10.19(16)	10:25.93(15)	10:41.37(17)	10:56.68(16)	11:12.01(12)	11:26.23(11)
42	15.15	43	14.95	44	15.38	45	15.35	46	15.87	47	14.89	48	15.45	49	15.05	11:41.38(13)		11:56.33(13)	12:11.71(15)	12:27.06(15)	12:42.93(14)	12:57.82(14)	13:13.27(14)	13:28.32(14)						

17 2565 Hyuga ENDO											JPN		5 Aug 98		13:50.49															
1	16.22	2	16.53	3	18.55	4	14.69	5	16.80	6	16.23	7	16.82	8	17.48	9	17.25	10	18.20	16:22(8)		32:75(6)	51:30(6)	1:05:99(5)	1:22:79(5)	1:39:02(7)	1:55:84(6)	2:13:32(6)	2:30:57(4)	2:48:77(3)
11	17.85	12	18.15	13	18.00	14	18.56	15	18.68	16	17.66	17	16.20	18	16.78	19	16.14	20	16.29	3:06.62(3)		3:24:77(3)	3:42:77(2)	4:01:33(3)	4:20:01(6)	4:37:67(5)	4:53:87(6)	5:10:65(5)	5:26:79(5)	5:43:08(5)
21	16.89	22	17.03	23	17.17	24	16.87	25	16.38	26	16.57	27	17.04	28	17.78	29	16.56	30	16.59	5:59:97(5)		6:17:00(6)	6:34:17(5)	6:51:04(5)	7:07:42(4)	7:23:99(7)	7:41:03(7)	7:58:81(2)	8:15:37(9)	8:31:96(9)
31	16.24	32	16.65	33	16.12	34	15.59	35	16.89	36	15.97	37	16.06	38	15.43	39	15.17	40	15.80	8:48:20(2)		9:04:85(7)	9:20:97(7)	9:36:56(5)	9:53:45(7)	10:09:42(11)	10:25:48(12)	10:40:91(14)	10:56:08(11)	11:11:88(11)
41	14.24	42	14.73	43	14.97	44	15.03	45	15.14	46	17.00	47	15.13	48	16.96	49	17.33	11:26.12(10)		11:40:85(11)	11:55:82(11)	12:10:85(12)	12:25:99(12)	12:42:99(15)	12:58:12(15)	13:15:08(15)	13:32:41(15)	18.08		

18 2892 Emil DANIELSSON											SWE		5 Sep 97		13:54.35															
1	15.77	2	17.25	3	18.22	4	15.69	5	16.68	6	16.17	7	16.90	8	17.31	9	17.40	10	17.89	15:77(3)		33:02(8)	51:24(5)	1:06:93(10)	1:23:61(9)	1:39:78(10)	1:56:68(10)	2:13:99(11)	2:31:39(10)	2:49:28(8)
11	18.23	12	18.28	13	18.19	14	18.21	15	18.55	16	17.97	17	16.33	18	16.56	19	16.38	20	15.90	3:07:51(10)		3:25:79(15)	3:43:98(14)	4:02:19(14)	4:20:74(13)	4:38:71(13)	4:55:04(13)	5:11:60(14)	5:27:98(13)	5:43:88(13)
21	16.71	22	17.09	23	17.59	24	16.74	25	16.69	26	16.34	27	16.81	28	16.99	29	17.20	30	16.36	6:00:59(13)		6:17:68(14)	6:35:27(14)	6:52:01(14)	7:08:70(14)	7:25:04(14)	7:41:85(14)	7:58:84(3)	8:16:04(14)	8:32:40(13)
31	16.58	32	15.96	33	16.10	34	16.07	35	18.41	36	14.13	37	15.80	38	15.41	39	15.38	40	16.12	8:48:98(13)		9:04:94(9)	9:21:04(9)	9:37:11(12)	9:55:52(17)	10:09:65(13)	10:25:45(11)	10:40:86(13)	10:56:24(13)	11:12:36(14)
41	14.87	42	15.83	43	16.36	44	16.59	45	16.45	46	17.16	47	16.16	48	17.11	49	15.92	11:27:23(16)		11:43:06(16)	11:59:42(16)	12:16:01(16)	12:32:46(16)	12:49:62(16)	13:05:78(16)	13:22:89(16)	13:38:81(16)	15.54		

19 2080 Robin HENDRIX											BEL		14 Jan 95		13:55.81															
1	16.36	2	17.46	3	17.65	4	16.77	5	16.44	6	16.40	7	16.56	8	17.16	9	17.41	10	17.90	16:36(12)		33:82(17)	51:47(16)	1:08:24(17)	1:24:68(16)	1:41:08(18)	1:57:64(17)	2:14:80(17)	2:32:21(17)	2:50:11(18)
11	17.86	12	17.23	13	17.93	14	18.44	15	17.93	16	17.02	17	16.63	18	16.88	19	16.45	20	16.35	3:07:97(16)		3:25:20(6)	3:43:13(5)	4:01:57(5)	4:19:50(2)	4:36.52(1)	4:53:15(2)	5:10.03(1)	5:26:48(2)	5:42:83(2)
21	16.76	22	16.85	23	17.11	24	16.88	25	16.32	26	16.69	27	16.99	28	18.46	29	16.19	30	16.38	5:59:59(1)		6:16:44(1)	6:33:55(1)	6:50:43(1)	7:06:75(1)	7:23:44(2)	7:40:43(1)	7:58:89(4)	8:15:08(4)	8:31:46(2)
31	16.80	32	16.23	33	16.05	34	15.88	35	16.53	36	16.13	37	15.99	38	15.55	39	15.59	40	16.22	8:48:26(3)		9:04:49(2)	9:20:54(2)	9:36:42(2)	9:52:95(1)	10:09:08(5)	10:25:07(8)	10:40:62(10)	10:56:21(12)	11:12:43(15)
41	15.03	42	15.61	43	16.53	44	16.75	45	16.69	46	17.33	47	16.12	48	16.72	49	16.03	11:27:46(17)		11:43:07(17)	11:59:60(17)	12:16:35(17)	12:33:04(17)	12:50:37(17)	13:06:49(17)	13:23:21(17)	13:39:24(17)	16.57		

20 2188 Samuel FREIRE											CPV		28 Aug 90		14:07.38 ^{PB}															
1	16.57	2	17.06	3	17.79	4	16.52	5	18.49	6	13.93	7	16.68	8	17.32	9	17.22	10	17.85	16:57(16)		33:63(15)	51:42(13)	1:07:94(15)	1:26:43(19)	1:40:36(14)	1:57:04(14)	2:14:36(14)	2:31:58(13)	2:49:43(11)
11	18.15	12	18.12	13	18.10	14	18.03	15	18.91	16	18.07	17	16.28	18	16.52	19	16.55	20	16.10	3:07:58(12)		3:25:70(13)	3:43:80(13)	4:01:83(10)	4:20:74(14)	4:38:81(14)	4:55:09(14)	5:11:61(15)	5:28:16(14)	5:44:26(16)
21	16.78	22	16.95	23	17.52	24	16.79	25	16.66	26	16.14	27	16.96	28	18.13	29	16.01	30	16.64	6:01:04(16)		6:17:99(16)	6:35:51(15)	6:52:30(15)	7:08:96(16)	7:25:10(15)	7:42:06(15)	8:00:19(16)	8:16:20(15)	8:32:84(16)
31	16.54	32	16.42	33	16.12	34	15.88	35	16.67	36	16.23	37	15.97	38	16.23	39	16.64	40	17.82	8:49:38(16)		9:05:80(16)	9:21:92(14)	9:37:80(16)	9:54:47(15)	10:10:70(18)	10:26:67(17)	10:42:90(18)	10:59:54(18)	11:17:36(18)
41	18.18	42	15.40	43	17.40	44	17.79	45	17.47	46	17.66	47	16.58	48	17.12	49	16.16	11:35:54(18)		11:50:94(18)	12:08:34(18)	12:26:13(18)	12:43:60(19)	13:01:26(18)	13:17:84(18)	13:34:96(18)	13:51:12(18)	16.26		

RACE ANALYSIS
5000 Metres Men - Round 1

21 2430 Ferenc Soma KOVÁCS

HUN 14 Jun 04

14:11.99^{SB}

1	16.39	2	16.94	3	18.05	4	16.34	5	16.68	6	16.45	7	16.89	8	17.15	9	17.26	10	17.91
	16.39 (13)		33.33 (11)		51.38 (10)		1:07.72 (14)		1:24.40 (14)		1:40.85 (17)		1:57.74 (18)		2:14.89 (18)		2:32.15 (16)		2:50.06 (17)
11	18.15	12	17.96	13	18.38	14	18.07	15	18.72	16	18.22	17	16.22	18	16.48	19	16.80	20	16.06
	3:08.21 (18)		3:26.17 (18)		3:44.55 (18)		4:02.62 (18)		4:21.34 (18)		4:39.56 (18)		4:55.78 (19)		5:12.26 (19)		5:29.06 (19)		5:45.12 (19)
21	16.64	22	16.58	23	17.64	24	16.93	25	16.68	26	16.29	27	16.95	28	17.92	29	16.14	30	16.73
	6:01.76 (19)		6:18.34 (19)		6:35.98 (19)		6:52.91 (19)		7:09.59 (19)		7:25.88 (19)		7:42.83 (19)		8:00.75 (19)		8:16.89 (19)		8:33.62 (19)
31	16.46	32	16.52	33	2:32.96	34	17.60	35	17.43	36	17.45	37	17.50	38	17.26	39	16.40	40	18.10
	8:50.08 (19)		9:06.60 (19)		11:39.56 (21)		11:57.16 (21)		12:14.59 (21)		12:32.04 (21)		12:49.54 (21)		13:06.80 (21)		13:23.20 (21)		13:41.30 (21)
41	14.58	42	15.75																
	13:55.88 (21)		14:11.63 (21)																

22 2642 Mohamed HREZI

LBA 28 Oct 91

14:14.72^{SB}

1	16.70	2	17.84	3	17.09	4	17.42	5	16.10	6	16.60	7	16.54	8	17.24	9	17.45	10	17.84
	16.70 (17)		34.54 (19)		51.63 (19)		1:09.05 (20)		1:25.15 (18)		1:41.75 (20)		1:58.29 (20)		2:15.53 (20)		2:32.98 (20)		2:50.82 (20)
11	18.03	12	18.11	13	18.48	14	17.78	15	18.81	16	18.12	17	15.88	18	16.60	19	16.73	20	16.16
	3:08.85 (20)		3:26.96 (20)		3:45.44 (20)		4:03.22 (20)		4:22.03 (20)		4:40.15 (20)		4:56.03 (20)		5:12.63 (20)		5:29.36 (20)		5:45.52 (20)
21	16.47	22	16.78	23	17.62	24	16.84	25	16.68	26	16.27	27	16.96	28	17.91	29	16.11	30	16.91
	6:01.99 (20)		6:18.77 (20)		6:36.39 (20)		6:53.23 (20)		7:09.91 (20)		7:26.18 (20)		7:43.14 (20)		8:01.05 (20)		8:17.16 (20)		8:34.07 (20)
31	16.28	32	16.79	33	15.96	34	16.52	35	16.55	36	17.25	37	17.06	38	17.21	39	17.30	40	18.55
	8:50.35 (20)		9:07.14 (20)		9:23.10 (18)		9:39.62 (19)		9:56.17 (18)		10:13.42 (19)		10:30.48 (18)		10:47.69 (19)		11:04.99 (19)		11:23.54 (19)
41	16.44	42	17.41	43	17.28	44	17.16	45	5.14	46	29.96	47	16.26	48	17.74	49	16.70		17.09
	11:39.98 (19)		11:57.39 (19)		12:14.67 (19)		12:31.83 (19)		12:36.97 (18)		13:06.93 (19)		13:23.19 (19)		13:40.93 (19)		13:57.63 (19)		

RESULTS



5000 Metres Men - Round 1

First 8 of each heat (Q) qualify to Final

RECORDS	RESULT	NAME	COUNTRY	AGE	VENUE	DATE
World Record WR	12:35.36	Joshua CHEPTEGEI	UGA	24	Monaco (MON)	14 Aug 2020
Championships Record CR	12:52.79	Eliud KIPCHOGE	KEN	19	Paris-St-Denis (FRA)	31 Aug 2003
World Leading WL	12:40.45	Berihu AREGAWI	ETH	22	Lausanne (SUI)	30 Jun 2023
Area Record AR		National Record NR		Personal Best PB		Season Best SB

Heat 1

2

24 August 2023 19:01 START TIME

31° C TEMPERATURE
39% HUMIDITY

PLACE	BIB	NAME	COUNTRY	DATE of BIRTH	ORDER	RESULT	
1	2250	Mohamed KATIR	ESP	17 Feb 98	9	13:35.90	Q
2	2273	Hagos GEBRHIWET	ETH	11 May 94	11	13:36.15	Q
3	2730	Jakob INGEBRIGTSEN	NOR	19 Sep 00	15	13:36.21	Q SB
4	2257	Ouassim OUMAIZ	ESP	30 Mar 99	16	13:36.35	Q
5	3020	Abdihamid NUR	USA	14 Oct 97	6	13:36.37	Q
6	2308	Jimmy GRESSIER	FRA	4 May 97	18	13:36.42	Q
7	2976	Paul CHELIMO	USA	27 Oct 90	10	13:36.51	Q
8	2737	Narve Gilje NORDÅS	NOR	30 Sep 98	12	13:36.55	Q
9	2887	Andreas ALMGREN	SWE	12 Jun 95	3	13:36.57	
10	2071	Egide NTAKARUTIMANA	BDI	21 Oct 97	20	13:37.53	
11	2142	Benjamin FLANAGAN	CAN	11 Jan 95	1	13:38.69	
12	2704	Mike FOPPEN	NED	29 Nov 96	22	13:38.94	
13	2082	John HEYMANS	BEL	9 Jan 98	13	13:39.67	
14	2614	Nicholas KIPKORIR	KEN	29 Sep 98	8	13:40.43	
15	2127	Birhanu BALEW	BRN	27 Feb 96	17	13:41.00	
16	2473	Brian FAY	IRL	9 Nov 98	5	13:42.86	
17	2610	Cornelius KEMBOI	KEN	29 Feb 00	2	13:44.32	
18	2591	Kazuya SHIOJIRI	JPN	8 Nov 96	19	13:51.00	
19	2049	Stewart MCSWEYN	AUS	1 Jun 95	4	13:56.81	qR
20	2385	Sam PARSONS	GER	18 Jun 94	21	14:03.14	
21	2961	Valentin SOCA	URU	24 Jul 02	14	14:16.15	
	2940	Joshua CHEPTEGEI	UGA	12 Sep 96	7	DNS	

RESULTS
5000 Metres Men - Round 1

INTERMEDIATE TIMES

100 m	15.71 Jimmy GRESSIER	200 m	32.03 Paul CHELIMO
300 m	49.22 Paul CHELIMO	400 m	1:06.75 Jimmy GRESSIER
500 m	1:24.32 Paul CHELIMO	600 m	1:41.78 Cornelius KEMBOI
700 m	1:59.32 Paul CHELIMO	800 m	2:16.60 Paul CHELIMO
900 m	2:33.84 Paul CHELIMO	1000 m	2:51.18 Paul CHELIMO
1100 m	3:08.50 Paul CHELIMO	1200 m	3:26.02 Paul CHELIMO
1300 m	3:40.89 Stewart MCSWEYN	1400 m	3:55.77 Ouassim OUMAIZ
1500 m	4:18.10 Paul CHELIMO	1600 m	4:33.96 Nicholas KIPKORIR
1700 m	4:53.00 Paul CHELIMO	1800 m	5:10.42 Jimmy GRESSIER
1900 m	5:27.99 Paul CHELIMO	2000 m	5:45.35 Jimmy GRESSIER
2100 m	6:02.99 Jimmy GRESSIER	2200 m	6:20.02 Jimmy GRESSIER
2300 m	6:37.32 Paul CHELIMO	2400 m	6:52.96 Jimmy GRESSIER
2500 m	7:11.48 Jimmy GRESSIER	2600 m	7:28.70 Jimmy GRESSIER
2700 m	7:45.94 Jimmy GRESSIER	2800 m	8:00.82 Nicholas KIPKORIR
2900 m	8:17.84 Nicholas KIPKORIR	3000 m	8:33.72 Nicholas KIPKORIR
3100 m	8:49.46 Nicholas KIPKORIR	3200 m	9:05.29 Nicholas KIPKORIR
3300 m	9:21.02 Nicholas KIPKORIR	3400 m	9:36.87 Nicholas KIPKORIR
3500 m	9:52.79 Nicholas KIPKORIR	3600 m	10:07.31 Ouassim OUMAIZ
3700 m	10:24.58 Hagos GEBRHIWET	3800 m	10:40.82 Jimmy GRESSIER
3900 m	10:56.67 Hagos GEBRHIWET	4000 m	11:12.55 Jimmy GRESSIER
4100 m	11:27.87 Narve Gilje NORDÅS	4200 m	11:42.60 Jimmy GRESSIER
4300 m	11:57.66 Jimmy GRESSIER	4400 m	12:12.28 Jimmy GRESSIER
4500 m	12:26.15 Benjamin FLANAGAN	4600 m	12:41.61 Jimmy GRESSIER
4700 m	12:55.68 Hagos GEBRHIWET	4800 m	13:09.17 Mohamed KATIR
4900 m	13:21.99 Mohamed KATIR		

RESULTS
5000 Metres Men - Round 1

Heat 2

2

24 August 2023

19:22 START TIME

31° C
TEMPERATURE

39 %
HUMIDITY

PLACE	BIB	NAME	COUNTRY	DATE OF BIRTH	ORDER	RESULT	
1	2416	Luis GRIJALVA	GUA	10 Apr 99	18	13:32.72	Q
2	2277	Yomif KEJELCHA	ETH	1 Aug 97	8	13:32.83	Q
3	2132	Mohammed AHMED	CAN	5 Jan 91	4	13:33.16	Q
4	2265	Berihu AREGAWI	ETH	28 Feb 01	1	13:33.23	Q
5	2938	Oscar CHELIMO	UGA	12 Dec 01	6	13:33.40	Q SB
6	2218	Mohamed ISMAIL	DJI	1 Jan 97	14	13:33.51	Q
7	2615	Ishmael Rokitto KIPKURUI	KEN	10 Feb 05	10	13:33.63 (.630)	Q
7	2622	Jacob KROP	KEN	4 Jun 01	3	13:33.63 (.630)	Q
9	2254	Thierry NDIKUMWENAYO	ESP	26 Mar 97	7	13:34.03	
10	2070	Rodrigue KWIZERA	BDI	10 Oct 99	2	13:35.81	
11	2736	Magnus Tuv MYHRE	NOR	15 Jun 00	20	13:36.36	
12	2879	Jonas RAESS	SUI	8 Mar 94	15	13:37.84	
13	2729	Henrik INGEBRIGTSEN	NOR	24 Feb 91	9	13:38.80	
14	2311	Hugo HAY	FRA	28 Mar 97	17	13:39.76	
15	3012	Sean MCGORTY	USA	8 Mar 95	21	13:40.28	
16	2046	Morgan MCDONALD	AUS	23 Apr 96	13	13:43.58	
17	2565	Hyuga ENDO	JPN	5 Aug 98	12	13:50.49	
18	2892	Emil DANIELSSON	SWE	5 Sep 97	16	13:54.35	
19	2080	Robin HENDRIX	BEL	14 Jan 95	22	13:55.81	
20	2188	Samuel FREIRE	CPV	28 Aug 90	11	14:07.38	PB
21	2430	Ferenc Soma KOVÁCS	HUN	14 Jun 04	5	14:11.99	SB
22	2642	Mohamed HREZI	LBA	28 Oct 91	19	14:14.72	SB

INTERMEDIATE TIMES

100 m	15.56 Luis GRIJALVA	200 m	32.17 Luis GRIJALVA
300 m	51.21 Sean MCGORTY	400 m	1:05.25 Luis GRIJALVA
500 m	1:21.81 Luis GRIJALVA	600 m	1:17.73 Morgan MCDONALD
700 m	1:55.08 Luis GRIJALVA	800 m	2:12.48 Luis GRIJALVA
900 m	2:29.93 Sean MCGORTY	1000 m	2:48.33 Luis GRIJALVA
1100 m	3:06.25 Luis GRIJALVA	1200 m	3:24.59 Henrik INGEBRIGTSEN
1300 m	3:42.68 Luis GRIJALVA	1400 m	4:01.28 Luis GRIJALVA
1500 m	4:19.49 Ishmael Rokitto KIPKURUI	1600 m	4:36.52 Robin HENDRIX
1700 m	4:42.28 Yomif KEJELCHA	1800 m	5:10.03 Robin HENDRIX
1900 m	5:26.46 Luis GRIJALVA	2000 m	5:42.78 Luis GRIJALVA
2100 m	5:59.59 Robin HENDRIX	2200 m	6:16.44 Robin HENDRIX
2300 m	6:33.55 Robin HENDRIX	2400 m	6:50.43 Robin HENDRIX
2500 m	7:06.75 Robin HENDRIX	2600 m	7:23.43 Luis GRIJALVA
2700 m	7:40.43 Robin HENDRIX	2800 m	7:58.02 Luis GRIJALVA
2900 m	8:14.98 Mohamed ISMAIL	3000 m	8:31.38 Luis GRIJALVA
3100 m	8:48.15 Luis GRIJALVA	3200 m	9:04.41 Luis GRIJALVA
3300 m	9:19.83 Luis GRIJALVA	3400 m	9:36.22 Luis GRIJALVA
3500 m	9:52.95 Robin HENDRIX	3600 m	10:07.58 Berihu AREGAWI
3700 m	10:24.43 Luis GRIJALVA	3800 m	10:39.67 Berihu AREGAWI
3900 m	10:54.46 Berihu AREGAWI	4000 m	11:09.67 Rodrigue KWIZERA
4100 m	11:12.78 Rodrigue KWIZERA	4200 m	11:29.86 Ishmael Rokitto KIPKURUI
4300 m	11:53.42 Berihu AREGAWI	4400 m	12:08.16 Berihu AREGAWI
4500 m	12:22.44 Berihu AREGAWI	4600 m	12:36.87 Mohammed AHMED
4700 m	12:51.39 Yomif KEJELCHA	4800 m	13:05.47 Yomif KEJELCHA
4900 m	13:18.95 Yomif KEJELCHA		

RESULTS
5000 Metres Men - Round 1

ALL-TIME OUTDOOR TOP LIST				2023 OUTDOOR TOP LIST			
RESULT	NAME	VENUE	DATE	RESULT	NAME	VENUE	2023
12:35.36	Joshua CHEPTEGEI (UGA)	Monaco (MON)	14 Aug 20	12:40.45	Berihu AREGAWI (ETH)	Lausanne (SUI)	30 Jun
12:37.35	Kenenisa BEKELE (ETH)	Hengelo (NED)	31 May 04	12:41.61	Joshua CHEPTEGEI (UGA)	Lausanne (SUI)	30 Jun
12:39.36	Haile GEBRSELASSIE (ETH)	Helsinki (FIN)	13 Jun 98	12:41.73	Jacob KIPLIMO (UGA)	Oslo (NOR)	15 Jun
12:39.74	Daniel KOMEN (KEN)	Bruxelles (BEL)	22 Aug 97	12:41.73	Yomif KEJELCHA (ETH)	Oslo (NOR)	15 Jun
12:40.45	Berihu AREGAWI (ETH)	Lausanne (SUI)	30 Jun 23	12:42.18	Haqos GEBRHIWET (ETH)	Monaco (MON)	21 Jul
12:41.73	Jacob KIPLIMO (UGA)	Oslo (NOR)	15 Jun 23	12:42.70	Telahun Haile BEKELE (ETH)	Monaco (MON)	21 Jul
12:41.73	Yomif KEJELCHA (ETH)	Oslo (NOR)	15 Jun 23	12:45.01	Mohamed KATIR (ESP)	Monaco (MON)	21 Jul
12:42.18	Haqos GEBRHIWET (ETH)	Monaco (MON)	21 Jul 23	12:46.02	Jacob KROP (KEN)	Monaco (MON)	21 Jul
12:42.70	Telahun Haile BEKELE (ETH)	Monaco (MON)	21 Jul 23	12:52.97	Luis GRIJALVA (GUA)	Firenze (ITA)	2 Jun
12:43.02	Selemon BAREGA (ETH)	Bruxelles (BEL)	31 Aug 18	12:54.40	William KINCAID (USA)	Firenze (ITA)	2 Jun

RESULTS



10,000 Metres Men - Final

BIB 2231 LANE INFRINGEMENT ADDED


RECORDS	RESULT	NAME	COUNTRY	AGE	VENUE	DATE
World Record WR	26:11.00	Joshua CHEPTEGEI	UGA	24	Valencia (ESP)	7 Oct 2020
Championships Record CR	26:46.31	Kenenisa BEKELE	ETH	27	Berlin (GER)	17 Aug 2009
World Leading WL	26:50.66	Berihu AREGAWI	ETH	22	Nerja (ESP)	23 Jun 2023
Area Record AR		National Record NR		Personal Best PB		Season Best SB

20 August 2023 18:26 START TIME 32° C TEMPERATURE 49 % HUMIDITY

PLACE	BIB	NAME	COUNTRY	DATE of BIRTH	ORDER	RESULT
1	2940	Joshua CHEPTEGEI	UGA	12 Sep 96	2	27:51.42 SB
2	2608	Daniel Simiu EBENYO	KEN	18 Sep 95	4	27:52.60
3	2267	Selemon BAREGA	ETH	20 Jan 00	16	27:52.72
4	2265	Berihu AREGAWI	ETH	28 Feb 01	8	27:55.71
5	2611	Benard KIBET	KEN	25 Nov 99	11	27:56.27
6	2132	Mohammed AHMED	CAN	5 Jan 91	20	27:56.43 SB
7	2070	Rodrigue KWIZERA	BDI	10 Oct 99	7	28:00.29 SB
8	2614	Nicholas KIPKORIR	KEN	29 Sep 98	6	28:03.38
9	2326	Yann SCHRUB	FRA	20 Mar 96	15	28:07.42 SB
10	2127	Birhanu BALEW	BRN	27 Feb 96	13	28:08.03 SB
11	3001	William KINCAID	USA	21 Sep 92	25	28:08.71
12	2495	Yemaneberhan CRIPPA	ITA	15 Oct 96	14	28:16.40
13	2083	Isaac KIMELI	BEL	9 Mar 94	1	28:20.77 SB
14	2843	Adriaan WILDSCHUTT	RSA	3 May 98	9	28:21.40
15	2596	Ren TAZAWA	JPN	11 Nov 00	17	28:25.85
16	3012	Sean MCGORTY	USA	8 Mar 95	18	28:27.54
17	2958	Santiago CATROFE	URU	13 Feb 99	24	28:28.49 NR
18	2734	Zerei Kbrom MEZNGI	NOR	12 Jan 86	23	28:30.76
19	2231 L	Merhawi MEBRAHTU	ERI	21 Sep 03	19	28:50.62
20	3002	Joe KLECKER	USA	16 Nov 96	3	29:03.41
21	2392	Nils VOIGT	GER	2 May 97	12	29:06.79
22	2942	Rogers KIBET	UGA	26 Mar 03	10	29:10.07
	2937	Joel AYEKO	UGA	5 Sep 92	22	DNF
	2159	Carlos Martín DÍAZ DEL RIO	CHI	9 Jul 93	5	DNF
	2270	Yismaw DILLU	ETH	11 Sep 05	21	DNF

RESULTS
10,000 Metres Men - Final

BIB 2231 LANE INFRINGEMENT ADDED

NOTE  BIB 2231 (Merhawi MEBRAHTU) - TR17.4.3 or TR17.4.4

INTERMEDIATE TIMES

100 m	15.59 Joel AYEKO	200 m	30.97 Joel AYEKO
300 m	46.85 Joel AYEKO	400 m	1:02.86 Joel AYEKO
500 m	1:19.41 Joel AYEKO	600 m	1:36.24 Joel AYEKO
700 m	1:53.35 Joel AYEKO	800 m	2:11.01 Joel AYEKO
900 m	2:28.86 Joel AYEKO	1000 m	2:46.69 Joel AYEKO
1100 m	3:04.75 Joel AYEKO	1200 m	3:22.05 Joel AYEKO
1300 m	3:39.62 Joel AYEKO	1400 m	3:57.39 Joel AYEKO
1500 m	4:15.02 Joel AYEKO	1600 m	4:32.27 Joel AYEKO
1700 m	4:49.50 Joel AYEKO	1800 m	5:06.86 Joel AYEKO
1900 m	5:24.38 Joel AYEKO	2000 m	5:41.66 Joel AYEKO
2100 m	5:59.37 Joel AYEKO	2200 m	6:16.87 Joel AYEKO
2300 m	6:34.25 Joel AYEKO	2400 m	6:51.93 Joel AYEKO
2500 m	7:09.87 Joel AYEKO	2600 m	7:27.37 Joel AYEKO
2700 m	7:45.21 Joel AYEKO	2800 m	8:02.12 Joel AYEKO
2900 m	8:19.57 Joel AYEKO	3000 m	8:37.30 Joel AYEKO
3100 m	8:55.43 Joel AYEKO	3200 m	9:12.52 Benard KIBET
3300 m	9:29.44 Benard KIBET	3400 m	9:46.32 Benard KIBET
3500 m	10:03.66 Benard KIBET	3600 m	10:21.18 Joel AYEKO
3700 m	10:39.05 Joel AYEKO	3800 m	10:56.99 Joel AYEKO
3900 m	11:15.05 Joel AYEKO	4000 m	11:32.71 Joel AYEKO
4100 m	11:49.36 Benard KIBET	4200 m	12:05.41 Benard KIBET
4300 m	12:21.96 Benard KIBET	4400 m	12:38.38 Benard KIBET
4500 m	12:55.50 Benard KIBET	4600 m	13:13.51 Berihu AREGAWI
4700 m	13:30.58 Berihu AREGAWI	4800 m	13:47.54 Berihu AREGAWI
4900 m	14:04.58 Berihu AREGAWI	5000 m	14:21.75 Berihu AREGAWI
5100 m	14:38.88 Berihu AREGAWI	5200 m	14:56.71 Berihu AREGAWI
5300 m	15:14.40 Benard KIBET	5400 m	15:31.34 Benard KIBET
5500 m	15:48.66 Benard KIBET	5600 m	16:05.91 Benard KIBET
5700 m	16:23.51 Benard KIBET	5800 m	16:40.48 Benard KIBET
5900 m	16:57.14 Benard KIBET	6000 m	17:14.11 Benard KIBET
6100 m	17:31.59 Benard KIBET	6200 m	17:47.49 Selemon BAREGA
6300 m	18:04.12 Selemon BAREGA	6400 m	18:20.16 Selemon BAREGA
6500 m	18:37.01 Selemon BAREGA	6600 m	18:53.54 Selemon BAREGA
6700 m	19:10.33 Selemon BAREGA	6800 m	19:26.44 Berihu AREGAWI
6900 m	19:42.80 Berihu AREGAWI	7000 m	19:59.17 Berihu AREGAWI
7100 m	20:15.46 Berihu AREGAWI	7200 m	20:31.80 Berihu AREGAWI
7300 m	20:48.15 Berihu AREGAWI	7400 m	21:04.38 Berihu AREGAWI
7500 m	21:20.58 Berihu AREGAWI	7600 m	21:36.69 Berihu AREGAWI
7700 m	21:52.69 Berihu AREGAWI	7800 m	22:08.83 Berihu AREGAWI
7900 m	22:25.08 Berihu AREGAWI	8000 m	22:41.26 Berihu AREGAWI
8100 m	22:57.24 Berihu AREGAWI	8200 m	23:13.34 Berihu AREGAWI
8300 m	23:29.55 Berihu AREGAWI	8400 m	23:45.98 Berihu AREGAWI
8500 m	24:02.82 Berihu AREGAWI	8600 m	24:19.31 Berihu AREGAWI
8700 m	24:36.03 Joshua CHEPTEGEI	8800 m	24:52.86 Berihu AREGAWI
8900 m	25:09.35 Berihu AREGAWI	9000 m	25:26.04 Berihu AREGAWI
9100 m	25:42.00 Joshua CHEPTEGEI	9200 m	25:57.90 Berihu AREGAWI
9300 m	26:13.57 Berihu AREGAWI	9400 m	26:29.43 Berihu AREGAWI
9500 m	26:44.62 Daniel Simiu EBENYO	9600 m	26:57.97 Joshua CHEPTEGEI
9700 m	27:11.24 Joshua CHEPTEGEI	9800 m	27:24.58 Joshua CHEPTEGEI
9900 m	27:37.97 Joshua CHEPTEGEI		

RESULTS
10,000 Metres Men - Final

BIB 2231 LANE INFRINGEMENT ADDED

ALL-TIME OUTDOOR TOP LIST				2023 OUTDOOR TOP LIST			
RESULT	NAME	VENUE	DATE	RESULT	NAME	VENUE	2023
26:11.00	Joshua CHEPTEGEI (UGA)	Valencia (ESP)	7 Oct 20	26:50.66	Berihu AREGAWI (ETH)	Nerja (ESP)	23 Jun
26:17.53	Kenenisa BEKELE (ETH)	Bruxelles (BEL)	26 Aug 05	26:51.87	Selemon BAREGA (ETH)	Nerja (ESP)	23 Jun
26:22.75	Haile GEBRSELASSIE (ETH)	Hengelo (NED)	1 Jun 98	27:06.37	William KINCAID (USA)	San Juan Capistrano, CA (USA)	4 Mar
26:27.85	Paul TERGAT (KEN)	Bruxelles (BEL)	22 Aug 97	27:06.88	Richard ETIR (KEN)	Yokohama (JPN)	22 Apr
26:30.03	Nicholas KEMBOI (KEN)	Bruxelles (BEL)	5 Sep 03	27:07.57	Joe KLECKER (USA)	San Juan Capistrano, CA (USA)	4 Mar
26:30.74	Abebe DINKESA (ETH)	Hengelo (NED)	29 May 05	27:07.71	Benard KIBET (KEN)	Kitakyushu (JPN)	20 May
26:33.84	Grant FISHER (USA)	San Juan Capistrano, CA (USA)	6 Mar 22	27:08.85	Yismaw DILLU (ETH)	Nerja (ESP)	23 Jun
26:33.93	Jacob KIPLIMO (UGA)	Ostrava (CZE)	19 May 21	27:09.96	Emmanuel Moi MARU (KEN)	Yokohama (JPN)	22 Apr
26:34.14	Mohammed AHMED (CAN)	San Juan Capistrano, CA (USA)	6 Mar 22	27:11.26	Tadese WORKU (ETH)	Nerja (ESP)	23 Jun
26:35.63	Micah Kemboi KOGO (KEN)	Bruxelles (BEL)	25 Aug 06	27:12.73	Paul CHELIMO (USA)	London (GBR)	20 May

RACE ANALYSIS

10,000 Metres Men - Final


BIB 2231 LANE INFRINGEMENT ADDED
20 August 2023 18:26 START TIME 32° C 49 %
 TEMPERATURE ↓ HUMIDITY

1	100 m	2	200 m	3	300 m	4	400 m	5	500 m	6	600 m	7	700 m	8	800 m	9	900 m	10	1000 m
11	1100 m	12	1200 m	13	1300 m	14	1400 m	15	1500 m	16	1600 m	17	1700 m	18	1800 m	19	1900 m	20	2000 m
21	2100 m	22	2200 m	23	2300 m	24	2400 m	25	2500 m	26	2600 m	27	2700 m	28	2800 m	29	2900 m	30	3000 m
31	3100 m	32	3200 m	33	3300 m	34	3400 m	35	3500 m	36	3600 m	37	3700 m	38	3800 m	39	3900 m	40	4000 m
41	4100 m	42	4200 m	43	4300 m	44	4400 m	45	4500 m	46	4600 m	47	4700 m	48	4800 m	49	4900 m	50	5000 m
51	5100 m	52	5200 m	53	5300 m	54	5400 m	55	5500 m	56	5600 m	57	5700 m	58	5800 m	59	5900 m	60	6000 m
61	6100 m	62	6200 m	63	6300 m	64	6400 m	65	6500 m	66	6600 m	67	6700 m	68	6800 m	69	6900 m	70	7000 m
71	7100 m	72	7200 m	73	7300 m	74	7400 m	75	7500 m	76	7600 m	77	7700 m	78	7800 m	79	7900 m	80	8000 m
81	8100 m	82	8200 m	83	8300 m	84	8400 m	85	8500 m	86	8600 m	87	8700 m	88	8800 m	89	8900 m	90	9000 m
91	9100 m	92	9200 m	93	9300 m	94	9400 m	95	9500 m	96	9600 m	97	9700 m	98	9800 m	99	9900 m		

1	2940	Joshua CHEPTEGEI														UGA				12 Sep 96	27:51.42 ^{SB}
1	17.82	2	16.49	3	16.41	4	16.72	5	17.29	6	17.32	7	17.47	8	16.99	9	17.52	10	17.01		
	17.82 (23)		34.31 (22)		50.72 (4)		1:07.44 (2)		1:24.73 (2)		1:42.05 (2)		1:59.52 (2)		2:16.51 (2)		2:34.03 (2)		2:51.04 (2)		
11	17.39	12	17.00	13	17.28	14	17.55	15	17.85	16	17.30	17	17.27	18	17.28	19	17.59	20	17.29		
	3:08.43 (2)		3:25.43 (2)		3:42.71 (2)		4:00.26 (2)		4:18.11 (2)		4:35.41 (2)		4:52.68 (2)		5:09.96 (2)		5:27.55 (2)		5:44.84 (2)		
21	17.47	22	17.54	23	17.84	24	16.80	25	16.65	26	17.21	27	17.18	28	17.08	29	17.71	30	17.86		
	6:02.31 (2)		6:19.85 (2)		6:37.69 (2)		6:54.49 (2)		7:11.14 (2)		7:28.35 (2)		7:45.53 (2)		8:02.61 (2)		8:20.32 (2)		8:38.18 (2)		
31	17.89	32	16.99	33	17.00	34	17.04	35	17.30	36	18.24	37	16.92	38	17.82	39	18.27	40	18.02		
	8:56.07 (3)		9:13.06 (3)		9:30.06 (3)		9:47.10 (3)		10:04.40 (3)		10:22.64 (13)		10:39.56 (3)		10:57.38 (3)		11:15.65 (3)		11:33.67 (5)		
41	16.64	42	16.27	43	16.94	44	17.88	45	15.80	46	16.86	47	17.32	48	17.79	49	16.37	50	17.18		
	11:50.31 (2)		12:06.58 (2)		12:23.52 (2)		12:41.40 (7)		12:57.20 (4)		13:14.06 (5)		13:31.38 (7)		13:49.17 (10)		14:05.54 (5)		14:22.72 (5)		
51	17.09	52	17.57	53	17.87	54	17.48	55	17.27	56	17.82	57	17.97	58	16.65	59	16.90	60	16.02		
	14:39.81 (4)		14:57.38 (6)		15:15.25 (5)		15:32.73 (6)		15:50.00 (4)		16:07.82 (6)		16:25.79 (3)		16:42.44 (2)		16:59.34 (2)		17:15.36 (2)		
61	16.66	62	15.96	63	16.35	64	16.97	65	16.17	66	16.56	67	16.71	68	16.10	69	16.42	70	16.34		
	17:32.02 (3)		17:47.98 (3)		18:04.33 (3)		18:21.30 (10)		18:37.47 (3)		18:54.03 (4)		19:10.74 (4)		19:26.84 (4)		19:43.26 (3)		19:59.60 (4)		
71	16.53	72	16.38	73	16.31	74	16.31	75	16.29	76	16.37	77	15.54	78	16.22	79	16.33	80	16.24		
	20:16.13 (3)		20:32.51 (3)		20:48.82 (4)		21:05.13 (4)		21:21.42 (4)		21:37.79 (6)		21:53.33 (4)		22:09.55 (4)		22:25.88 (4)		22:42.12 (4)		
81	15.81	82	16.13	83	16.38	84	15.61	85	16.86	86	16.48	87	16.64	88	17.09	89	16.32	90	16.83		
	22:57.93 (4)		23:14.06 (4)		23:30.44 (5)		23:46.05 (3)		24:02.91 (2)		24:19.39 (2)		24:36.03 (1)		24:53.12 (2)		25:09.44 (2)		25:26.27 (4)		
91	15.73	92	16.25	93	15.41	94	16.18	95	15.36	96	12.77	97	13.27	98	13.34	99	13.39		13.45		
	25:42.00 (1)		25:58.25 (4)		26:13.66 (2)		26:29.84 (6)		26:45.20 (5)		26:57.97 (1)		27:11.24 (1)		27:24.58 (1)		27:37.97 (1)				

2	2608	Daniel Simiu EBENYO														KEN				18 Sep 95	27:52.60
1	17.12	2	17.02	3	17.63	4	16.10	5	17.44	6	17.27	7	17.54	8	16.98	9	17.44	10	16.87		
	17.12 (19)		34.14 (19)		51.77 (19)		1:07.87 (7)		1:25.31 (5)		1:42.58 (5)		2:00.12 (6)		2:17.10 (3)		2:34.54 (4)		2:51.41 (4)		
11	18.44	12	16.11	13	17.13	14	17.62	15	18.15	16	17.20	17	17.08	18	17.38	19	17.51	20	17.31		
	3:09.85 (8)		3:25.96 (3)		3:43.09 (4)		4:00.71 (4)		4:18.86 (6)		4:36.06 (3)		4:53.14 (4)		5:10.52 (4)		5:28.03 (3)		5:45.34 (4)		
21	17.49	22	17.38	23	18.04	24	17.63	25	15.69	26	17.23	27	17.40	28	16.80	29	17.81	30	17.77		
	6:02.83 (4)		6:20.21 (4)		6:38.25 (4)		6:55.88 (7)		7:11.57 (4)		7:28.80 (4)		7:46.20 (6)		8:03.00 (3)		8:20.81 (4)		8:38.58 (4)		
31	17.98	32	17.48	33	16.31	34	16.92	35	17.16	36	17.15	37	18.25	38	17.76	39	18.35	40	18.47		
	8:56.56 (4)		9:14.04 (8)		9:30.35 (4)		9:47.27 (4)		10:04.43 (4)		10:21.58 (3)		10:39.83 (4)		10:57.59 (5)		11:15.94 (6)		11:34.41 (10)		
41	16.40	42	16.00	43	16.84	44	16.74	45	16.52	46	16.82	47	17.27	48	17.41	49	16.57	50	17.25		
	11:50.81 (5)		12:06.81 (3)		12:23.65 (4)		12:40.39 (3)		12:56.91 (3)		13:13.73 (3)		13:31.00 (3)		13:48.41 (4)		14:04.98 (3)		14:22.23 (3)		
51	17.13	52	17.73	53	18.11	54	17.14	55	17.79	56	17.64	57	18.20	58	16.61	59	16.85	60	16.07		
	14:39.36 (3)		14:57.09 (3)		15:15.20 (4)		15:32.34 (4)		15:50.13 (5)		16:07.77 (5)		16:25.97 (5)		16:42.58 (3)		16:59.43 (4)		17:15.50 (4)		
61	16.66	62	15.94	63	16.26	64	16.26	65	17.03	66	16.49	67	16.79	68	15.86	69	16.13	70	16.42		
	17:32.16 (4)		17:48.10 (4)		18:04.36 (4)		18:20.62 (3)		18:37.65 (4)		18:54.14 (6)		19:10.93 (7)		19:26.79 (3)		19:42.92 (2)		19:59.34 (2)		
71	16.66	72	16.32	73	16.04	74	16.49	75	16.05	76	16.52	77	15.44	78	16.12	79	16.21	80	16.57		
	20:16.00 (2)		20:32.32 (2)		20:48.36 (2)		21:04.85 (3)		21:20.90 (2)		21:37.42 (3)		21:52.86 (2)		22:08.98 (2)		22:25.19 (2)		22:41.76 (2)		
81	15.63	82	16.16	83	16.08	84	16.86	85	16.68	86	16.31	87	17.08	88	16.76	89	16.27	90	16.67		
	22:57.39 (2)		23:13.55 (2)		23:29.63 (2)		23:46.49 (4)		24:03.17 (4)		24:19.48 (4)		24:36.56 (4)		24:53.32 (4)		25:09.59 (3)		25:26.26 (3)		
91	15.98	92	16.11	93	15.48	94	15.72	95	15.07	96	13.87	97	13.25	98	13.37	99	13.48		14.01		
	25:42.24 (5)		25:58.35 (6)		26:13.83 (4)		26:29.55 (3)		26:44.62 (1)		26:58.49 (4)		27:11.74 (4)		27:25.11 (4)		27:38.59 (3)				

RACE ANALYSIS
10,000 Metres Men - Final

BIB 2231 LANE INFRINGEMENT ADDED

3 2267 Selemon BAREGA										ETH 20 Jan 00										27:52.72																			
1	18.29	2	16.84	3	17.43	4	18.76	5	16.51	6	17.61	7	17.83	8	16.49	9	17.99	10	16.98	11	18.29 (25)	12	35.13 (25)	13	52.56 (23)	14	1:11.32 (25)	15	1:27.83 (25)	16	1:45.44 (25)	17	2:03.27 (23)	18	2:19.76 (20)	19	2:37.75 (25)	20	2:54.73 (25)
11	17.09	12	19.15	13	15.46	14	17.31	15	17.77	16	17.70	17	17.19	18	17.10	19	17.84	20	17.43	21	3:11.82 (25)	22	3:30.97 (25)	23	3:46.43 (25)	24	4:03.74 (25)	25	4:21.51 (25)	26	4:39.21 (21)	27	4:56.40 (25)	28	5:13.50 (25)	29	5:31.34 (25)	30	5:48.77 (23)
21	16.92	22	17.47	23	17.75	24	18.27	25	16.08	26	16.51	27	17.85	28	16.05	29	17.62	30	17.75	31	6:05.69 (25)	32	6:23.16 (24)	33	6:40.91 (23)	34	6:59.18 (25)	35	7:15.26 (25)	36	7:31.77 (25)	37	7:49.62 (25)	38	8:05.67 (22)	39	8:23.29 (25)	40	8:41.04 (25)
31	17.89	32	17.72	33	17.08	34	16.89	35	17.51	36	16.96	37	17.04	38	17.67	39	18.69	40	18.32	41	8:58.93 (24)	42	9:16.65 (20)	43	9:33.73 (25)	44	9:50.62 (25)	45	10:08.13 (25)	46	10:25.09 (23)	47	10:42.13 (25)	48	10:59.80 (24)	49	11:18.49 (22)	50	11:36.81 (24)
41	16.96	42	16.90	43	16.75	44	16.18	45	16.54	46	16.67	47	17.51	48	16.88	49	16.71	50	17.26	51	11:53.77 (25)	52	12:10.67 (25)	53	12:27.42 (25)	54	12:43.60 (22)	55	13:00.14 (22)	56	13:16.81 (21)	57	13:34.32 (22)	58	13:51.20 (20)	59	14:07.91 (21)	60	14:25.17 (21)
51	17.20	52	16.75	53	18.07	54	17.64	55	16.99	56	17.52	57	18.36	58	16.77	59	16.61	60	15.08	61	14:42.37 (20)	62	14:59.12 (18)	63	15:17.19 (21)	64	15:34.83 (22)	65	15:51.82 (19)	66	16:09.34 (16)	67	16:27.70 (21)	68	16:44.47 (18)	69	17:01.08 (17)	70	17:16.16 (8)
61	15.60	62	15.73	63	16.63	64	16.04	65	16.85	66	16.53	67	16.79	68	16.13	69	17.49	70	16.45	71	17:31.76 (2)	72	17:47.49 (1)	73	18:04.12 (1)	74	18:20.16 (1)	75	18:37.01 (1)	76	18:53.54 (1)	77	19:10.33 (1)	78	19:26.46 (2)	79	19:43.95 (7)	80	20:00.40 (7)
71	16.77	72	16.88	73	15.56	74	16.10	75	16.32	76	17.03	77	14.79	78	16.19	79	16.14	80	17.14	81	20:17.17 (8)	82	20:34.05 (13)	83	20:49.61 (9)	84	21:05.71 (8)	85	21:22.03 (8)	86	21:39.06 (10)	87	21:53.85 (7)	88	22:10.04 (7)	89	22:26.18 (7)	90	22:43.32 (9)
81	15.01	82	16.17	83	16.07	84	16.06	85	16.76	86	16.49	87	16.80	88	16.76	89	16.48	90	16.74	91	22:58.33 (7)	92	23:14.50 (7)	93	23:30.57 (6)	94	23:46.63 (6)	95	24:03.39 (6)	96	24:19.88 (6)	97	24:36.68 (6)	98	24:53.44 (5)	99	25:09.92 (7)	100	25:26.66 (7)
91	15.82	92	15.78	93	15.88	94	15.31	95	15.55	96	13.28	97	13.33	98	13.17	99	13.60	100	14.34	101	25:42.48 (7)	102	25:58.26 (5)	103	26:14.14 (7)	104	26:29.45 (2)	105	26:45.00 (2)	106	26:58.28 (3)	107	27:11.61 (3)	108	27:24.78 (2)	109	27:38.38 (2)	110	

4 2265 Berihu AREGAWI										ETH 28 Feb 01										27:55.71																			
1	16.95	2	16.25	3	17.58	4	17.01	5	17.83	6	17.54	7	17.25	8	17.13	9	17.62	10	16.95	11	16.95 (15)	12	33.20 (5)	13	50.78 (6)	14	1:07.79 (5)	15	1:25.62 (8)	16	1:43.16 (8)	17	2:00.41 (8)	18	2:17.54 (5)	19	2:35.16 (7)	20	2:52.11 (7)
11	17.46	12	17.45	13	16.70	14	17.55	15	17.57	16	18.35	17	16.49	18	17.21	19	17.65	20	17.50	21	3:09.57 (6)	22	3:27.02 (9)	23	3:43.72 (7)	24	4:01.27 (8)	25	4:18.84 (5)	26	4:37.19 (13)	27	4:53.68 (7)	28	5:10.89 (7)	29	5:28.54 (5)	30	5:46.04 (7)
21	17.20	22	17.60	23	18.33	24	17.55	25	15.71	26	16.72	27	17.15	28	16.89	29	18.02	30	17.67	31	6:03.24 (7)	32	6:20.84 (8)	33	6:39.17 (9)	34	6:56.72 (13)	35	7:12.43 (8)	36	7:29.15 (7)	37	7:46.30 (9)	38	8:03.19 (5)	39	8:21.21 (7)	40	8:38.88 (6)
31	18.04	32	16.72	33	17.31	34	16.98	35	17.06	36	17.17	37	18.17	38	17.25	39	18.07	40	17.40	41	8:56.92 (7)	42	9:13.64 (4)	43	9:30.95 (7)	44	9:47.93 (7)	45	10:04.99 (7)	46	10:22.16 (7)	47	10:40.33 (8)	48	10:57.58 (4)	49	11:15.65 (4)	50	11:33.05 (3)
41	17.56	42	16.42	43	16.58	44	16.43	45	16.64	46	16.83	47	17.07	48	16.96	49	17.04	50	17.17	51	11:50.61 (4)	52	12:07.03 (4)	53	12:23.61 (3)	54	12:40.04 (2)	55	12:56.68 (2)	56	13:13.51 (1)	57	13:30.58 (1)	58	13:47.54 (1)	59	14:04.58 (1)	60	14:21.75 (1)
51	17.13	52	17.83	53	18.12	54	17.25	55	17.44	56	18.10	57	18.54	58	16.96	59	16.75	60	15.97	61	14:38.88 (1)	62	14:56.71 (1)	63	15:14.83 (2)	64	15:32.08 (2)	65	15:49.52 (2)	66	16:07.62 (3)	67	16:26.16 (6)	68	16:43.12 (7)	69	16:59.87 (7)	70	17:15.84 (6)
61	16.78	62	15.88	63	16.41	64	16.06	65	17.02	66	15.91	67	16.67	68	15.87	69	16.36	70	16.37	71	17:32.62 (8)	72	17:48.50 (7)	73	18:04.91 (8)	74	18:20.97 (8)	75	18:37.99 (8)	76	18:53.90 (3)	77	19:10.57 (3)	78	19:26.44 (1)	79	19:42.80 (1)	80	19:59.17 (1)
71	16.29	72	16.34	73	16.35	74	16.23	75	16.20	76	16.11	77	16.00	78	16.14	79	16.25	80	16.18	81	20:15.46 (1)	82	20:31.80 (1)	83	20:48.15 (1)	84	21:04.38 (1)	85	21:20.58 (1)	86	21:36.69 (1)	87	21:52.69 (1)	88	22:08.83 (1)	89	22:25.08 (1)	90	22:41.26 (1)
81	15.98	82	16.10	83	16.21	84	16.43	85	16.84	86	16.49	87	16.98	88	16.57	89	16.49	90	16.69	91	22:57.24 (1)	92	23:13.34 (1)	93	23:29.55 (1)	94	23:45.98 (1)	95	24:02.82 (1)	96	24:19.31 (1)	97	24:36.29 (2)	98	24:52.86 (1)	99	25:09.35 (1)	100	25:26.04 (1)
91	16.00	92	15.86	93	15.67	94	15.86	95	15.58	96	13.20	97	13.31	98	13.54	99	14.82	100	15.83	101	25:42.04 (2)	102	25:57.90 (1)	103	26:13.57 (1)	104	26:29.43 (1)	105	26:45.01 (3)	106	26:58.21 (2)	107	27:11.52 (2)	108	27:25.06 (3)	109	27:39.88 (4)	110	

5 2611 Benard KIBET										KEN 25 Nov 99										27:56.27																			
1	17.06	2	16.05	3	17.65	4	16.92	5	17.25	6	17.32	7	17.81	8	18.03	9	16.14	10	17.03	11	17.06 (18)	12	33.11 (4)	13	50.76 (5)	14	1:07.68 (4)	15	1:24.93 (3)	16	1:42.25 (3)	17	2:00.06 (4)	18	2:18.09 (9)	19	2:34.23 (3)	20	2:51.26 (3)
11	17.34	12	17.45	13	16.90	14	17.37	15	18.30	16	18.45	17	15.77	18	17.39	19	18.78	20	16.17	21	3:08.60 (3)	22	3:26.05 (4)	23	3:42.95 (3)	24	4:00.32 (3)	25	4:18.62 (3)	26	4:37.07 (11)	27	4:52.84 (3)	28	5:10.23 (3)	29	5:29.01 (11)	30	5:45.18 (3)
21	17.40	22	17.45	23	17.90	24	17.88	25	15.55	26	17.23	27	17.16	28	17.32	29	17.42	30	17.74	31	6:02.58 (3)	32	6:20.03 (3)	33	6:37.93 (3)	34	6:55.81 (6)	35	7:11.36 (3)	36	7:28.59 (3)	37	7:45.75 (3)	38	8:03.07 (4)	39	8:20.49 (3)	40	8:38.23 (3)
31	17.53	32	16.76	33	16.92	34	16.88	35	17.34	36	17.68	37	17.97	38	17.98	39	18.11	40	17.47	41	8:55.76 (2)	42	9:12.52 (1)	43	9:29.44 (1)	44	9:46.32 (1)	45	10:03.66 (1)	46	10:21.34 (2)	47	10:39.31 (2)	48	10:57.29 (2)	49	11:15.40 (2)	50	11:32.87 (2)
41	16.49	42	16.05	43	16.55	44	16.42	45	17.12	46	18.10	47	17.27	48	16.80	49	17.03	50	17.30	51	11:49.36 (1)	52	12:05.41 (1)	53	12:21.96 (1)	54	12:38.38 (1)	55	12:55.50 (1)	56	13:13.60 (2)	57	13:30.87 (2)	58	13:47.67 (2)	59	14:04.70 (2)	60	14:22.00 (2)
51	17.31	52	17.66	53	17.43	54	16.94	55	17.32	56	17.25	57	17.60	58	16.97	59	16.66	60	16.97	61	14:39.31 (2)	62	14:56.97 (2)	63	15:14.40 (1)	64	15:31.34 (1)	65	15:48.66 (1)	66	16:05.91 (1)	67	16:23.51 (1)	68	16:40.48 (1)	69	16:57.14 (1)	70	17:14.11 (1)
61	17.48	62	16.13	63	16.60	64	16.29	65	16.60	66	16.58	67	16.66	68	16.42	69	16.74	70	16.27	71	17:31.59 (1)	72	17:47.72 (2)	73	18:04.32 (2)	74	18:20.61 (2)	75	18:37.21 (2)	76	18:53.79 (2)	77	19:10.45 (2)	78	19:26.87 (5)	79	19:43.61 (6)	80	19:59.88 (5)
71	16.87	72	17.28	73	14.98	74	16.32	75	16.15	76	16.08	77	15.94	78	16.23	79	16.40	80	16.19	81	20:16.75 (7)	82	20:34.03 (12)	83	20:49.01 (5)	84	21:05.33 (5)	85	21:21.48 (6)	86	21:37.56 (4)	87	21:53.50 (5)	88	22:09.73 (5)	89	22:26.13 (6)	90	22:42.32 (5)
81	15.92	82	15.99	83	16.53	84	15.86	85	16.88	86	16.42	87	16.86	88	19.91	89	13.10	90	16.76	91	22:58.24 (6)	92	23:14.23 (6)	93	23:30.76 (8)	94	23:46.62 (5)	95	24:03.50 (7)	96	24:19.92 (7)	97	24:36.78 (7)	98	24:56.69 (11)	99	25:09.79 (6)	100	25:26.55 (6)
91	15.81	92	16.01	93	15.74	94	15.81	95	15.55	96	13.89	97	13.75	98	14.11	99	14.89	100	14.16	101	25:42.36 (6)	102	25:58.37 (7)	103	26:14.11 (6)	104	26:29.92 (7)	105	26:45.47 (7)	106	26:59.36 (6)								

RACE ANALYSIS
10,000 Metres Men - Final
BIB 2231 LANE INFRINGEMENT ADDED

6 2132 Mohammed AHMED										CAN 5 Jan 91										27:56.43 ^{SB}																																																																																																																																																																																																							
1	16.08	2	16.99	3	17.33	4	19.13	5	16.14	6	17.68	7	20.34	8	14.19	9	17.74	10	17.08	11	17.22	12	17.22	13	16.92	14	17.61	15	17.64	16	17.43	17	17.48	18	17.28	19	17.36	20	17.45	21	17.65	22	17.33	23	20.46	24	14.54	25	16.77	26	16.81	27	17.20	28	16.73	29	17.62	30	17.90	31	17.75	32	16.89	33	17.29	34	16.78	35	17.10	36	17.07	37	18.41	38	17.69	39	18.18	40	19.73	41	15.67	42	16.48	43	17.23	44	16.42	45	16.40	46	16.88	47	17.06	48	17.32	49	16.89	50	17.01	51	16.90	52	18.87	53	16.52	54	17.34	55	17.40	56	19.90	57	16.00	58	17.14	59	17.31	60	15.42	61	16.44	62	16.16	63	16.17	64	16.23	65	16.95	66	16.39	67	16.62	68	16.06	69	17.29	70	15.87	71	15.81	72	16.93	73	15.83	74	16.43	75	15.87	76	16.28	77	15.95	78	16.14	79	16.22	80	17.25	81	14.84	82	16.07	83	16.21	84	15.62	85	16.96	86	16.47	87	17.07	88	19.04	89	14.05	90	16.67	91	15.83	92	15.84	93	15.85	94	15.83	95	15.54	96	13.91	97	13.31	98	14.01	99	14.64		15.41	25:42.09 (3)	25:57.93 (2)	26:13.78 (3)	26:29.61 (4)	26:45.15 (4)	26:59.06 (5)	27:12.37 (5)	27:26.38 (5)	27:41.02 (5)											

7 2070 Rodrigue KWIZERA										BDI 10 Oct 99										28:00.29 ^{SB}																																																																																																																																																																																																							
1	16.64	2	17.00	3	17.94	4	17.02	5	18.04	6	17.65	7	17.27	8	17.35	9	17.71	10	16.92	11	17.33	12	16.72	13	16.91	14	17.33	15	17.69	16	17.54	17	17.54	18	17.09	19	17.53	20	17.47	21	17.48	22	17.46	23	17.93	24	16.77	25	16.90	26	17.00	27	17.36	28	17.51	29	16.81	30	18.02	31	17.65	32	17.61	33	16.67	34	16.83	35	17.18	36	16.61	37	18.35	38	17.76	39	17.83	40	17.39	41	17.76	42	16.22	43	16.92	44	16.75	45	16.62	46	17.00	47	16.88	48	16.68	49	17.30	50	17.21	51	17.23	52	17.27	53	18.06	54	17.25	55	17.49	56	17.57	57	18.19	58	17.16	59	16.77	60	15.80	61	16.89	62	15.81	63	16.45	64	16.02	65	17.07	66	16.54	67	16.62	68	16.29	69	16.52	70	16.46	71	16.72	72	15.94	73	16.21	74	16.42	75	16.55	76	16.61	77	15.34	78	16.05	79	16.08	80	16.24	81	15.85	82	15.98	83	16.08	84	16.02	85	16.90	86	16.55	87	16.73	88	16.58	89	16.64	90	16.89	91	15.80	92	17.80	93	13.92	94	15.60	95	15.63	96	15.30	97	15.24	98	14.96	99	14.95		14.10	25:42.79 (8)	26:00.59 (9)	26:14.51 (8)	26:30.11 (8)	26:45.74 (8)	27:01.04 (8)	27:16.28 (8)	27:31.24 (8)	27:46.19 (7)											

8 2614 Nicholas KIPKORIR										KEN 29 Sep 98										28:03.38																																																																																																																																																																																																							
1	16.99	2	16.94	3	17.79	4	16.08	5	17.36	6	17.40	7	17.36	8	19.89	9	14.88	10	17.09	11	17.81	12	16.60	13	17.12	14	17.65	15	17.80	16	17.42	17	17.21	18	17.21	19	18.36	20	17.54	21	16.45	22	17.49	23	17.93	24	17.06	25	16.31	26	17.20	27	17.26	28	17.32	29	17.48	30	17.80	31	18.02	32	18.08	33	15.64	34	17.03	35	17.12	36	17.34	37	17.86	38	17.92	39	18.11	40	20.34	41	14.84	42	16.15	43	16.43	44	18.37	45	15.22	46	16.76	47	17.12	48	17.12	49	16.94	50	17.29	51	17.34	52	17.43	53	17.75	54	17.24	55	17.33	56	18.17	57	17.99	58	16.96	59	16.91	60	15.88	61	16.84	62	15.83	63	16.33	64	16.13	65	17.05	66	16.41	67	16.77	68	18.35	69	14.21	70	16.14	71	16.71	72	16.30	73	16.00	74	16.27	75	16.36	76	15.93	77	15.96	78	16.24	79	16.36	80	16.41	81	15.58	82	16.10	83	16.05	84	20.30	85	13.05	86	16.61	87	16.80	88	16.72	89	16.36	90	16.76	91	15.77	92	15.94	93	15.79	94	15.77	95	15.58	96	14.76	97	15.18	98	15.58	99	16.10		16.48	25:42.20 (4)	25:58.14 (3)	26:13.93 (5)	26:29.70 (5)	26:45.28 (6)	27:00.04 (7)	27:15.22 (7)	27:30.80 (7)	27:46.90 (8)											

RACE ANALYSIS
10,000 Metres Men - Final

BIB 2231 LANE INFRINGEMENT ADDED

9 2326 Yann SCHRUB										FRA 20 Mar 96										28:07.42 ^{SB}																																																																																																																																																																																																							
1	16.48	2	17.06	3	17.61	4	17.01	5	17.87	6	17.55	7	17.31	8	17.98	9	17.13	10	16.82	11	17.28	12	17.11	13	17.21	14	17.48	15	17.68	16	17.57	17	17.33	18	17.05	19	17.65	20	19.05	21	15.84	22	17.44	23	17.84	24	17.17	25	16.63	26	16.93	27	17.16	28	17.69	29	16.83	30	17.78	31	19.54	32	15.14	33	17.54	34	16.81	35	17.17	36	20.51	37	14.71	38	17.60	39	18.18	40	17.96	41	17.45	42	16.34	43	17.39	44	16.10	45	16.73	46	16.81	47	17.06	48	16.75	49	17.45	50	17.01	51	16.80	52	17.73	53	17.89	54	17.34	55	17.20	56	17.76	57	18.10	58	17.28	59	16.41	60	16.17	61	16.87	62	15.97	63	16.51	64	15.64	65	17.02	66	16.53	67	17.00	68	15.57	69	17.24	70	16.34	71	16.33	72	17.13	73	16.06	74	16.27	75	16.38	76	16.72	77	15.83	78	15.72	79	16.68	80	15.97	81	15.82	82	16.20	83	16.64	84	16.26	85	16.82	86	16.73	87	16.90	88	16.51	89	16.47	90	16.82	91	16.25	92	16.60	93	16.27	94	16.19	95	16.40	96	14.98	97	15.29	98	15.38	99	15.56		15.07	25:45.68(10)	26:02.28(10)	26:18.55(10)	26:34.74(10)	26:51.14(10)	27:06.12(10)	27:21.41(10)	27:36.79(9)	27:52.35(9)											

10 2127 Birhanu BALEW										BRN 27 Feb 96										28:08.03 ^{SB}																																																																																																																																																																																																							
1	18.04	2	16.72	3	18.59	4	15.96	5	18.28	6	17.69	7	18.53	8	17.25	9	16.46	10	16.89	11	17.01	12	17.16	13	17.62	14	17.34	15	17.23	16	18.95	17	16.41	18	17.12	19	17.96	20	16.94	21	17.35	22	18.59	23	16.49	24	17.15	25	17.30	26	16.58	27	17.49	28	16.81	29	17.24	30	17.86	31	17.61	32	20.12	33	14.75	34	16.86	35	17.32	36	18.66	37	15.74	38	17.82	39	18.78	40	17.20	41	17.65	42	16.92	43	16.44	44	16.83	45	16.04	46	16.74	47	16.89	48	18.28	49	16.05	50	16.78	51	17.56	52	20.17	53	14.86	54	17.48	55	18.68	56	19.06	57	15.30	58	17.21	59	17.66	60	15.58	61	16.77	62	15.84	63	16.44	64	17.69	65	14.43	66	16.57	67	16.88	68	18.38	69	13.94	70	16.03	71	16.23	72	16.56	73	16.37	74	16.00	75	16.64	76	18.40	77	13.74	78	15.72	79	15.79	80	18.69	81	13.71	82	15.86	83	16.37	84	17.55	85	15.11	86	16.57	87	16.72	88	19.16	89	14.17	90	16.83	91	16.08	92	16.71	93	15.89	94	16.33	95	16.45	96	16.16	97	15.96	98	16.11	99	15.72		15.41	25:43.29(9)	26:00.00(8)	26:15.89(9)	26:32.22(9)	26:48.67(9)	27:04.83(9)	27:20.79(9)	27:36.90(10)	27:52.62(10)											

11 3001 William KINCAID										USA 21 Sep 92										28:08.71																																																																																																																																																																																																							
1	16.66	2	16.76	3	17.43	4	19.22	5	15.93	6	17.63	7	17.78	8	19.15	9	15.68	10	17.06	11	17.19	12	17.14	13	17.12	14	17.71	15	17.52	16	18.41	17	16.41	18	17.32	19	17.39	20	20.38	21	14.64	22	17.51	23	17.63	24	17.39	25	16.71	26	16.76	27	17.35	28	16.62	29	17.61	30	17.89	31	18.37	32	17.82	33	15.96	34	16.71	35	17.16	36	17.42	37	17.67	38	17.54	39	18.13	40	17.54	41	17.93	42	16.45	43	17.16	44	16.18	45	16.77	46	16.84	47	16.99	48	18.31	49	15.97	50	16.98	51	16.99	52	17.52	53	17.97	54	17.52	55	17.29	56	19.30	57	15.95	58	16.90	59	16.53	60	16.41	61	16.42	62	16.04	63	16.20	64	16.01	65	17.11	66	16.45	67	16.57	68	17.40	69	15.66	70	16.54	71	16.56	72	18.45	73	14.19	74	16.16	75	16.52	76	16.18	77	15.90	78	16.31	79	16.56	80	15.86	81	16.21	82	16.80	83	16.67	84	15.85	85	17.29	86	16.72	87	17.23	88	16.27	89	16.46	90	17.16	91	16.50	92	16.76	93	16.44	94	16.17	95	16.45	96	17.12	97	15.16	98	15.49	99	16.97		13.62	25:46.53(11)	26:03.29(11)	26:19.73(11)	26:35.90(11)	26:52.35(11)	27:09.47(11)	27:24.63(11)	27:40.12(11)	27:55.09(11)											



RACE ANALYSIS
10,000 Metres Men - Final
BIB 2231 LANE INFRINGEMENT ADDED

12 2495 Yemaneberhan CRIPPA										ITA 15 Oct 96										28:16.40																			
1	17.20	2	17.07	3	19.27	4	15.10	5	18.25	6	17.72	7	17.25	8	16.23	9	17.38	10	17.06	11	17.20	12	17.07	13	19.27	14	15.10	15	18.25	16	17.72	17	17.25	18	16.23	19	17.38	20	17.06
	17.20(24)		34.27(21)		53.54(25)		1:08.64(17)		1:26.89(21)		1:44.61(21)		2:01.86(18)		2:18.09(9)		2:35.47(10)		2:52.53(10)		3:09.97(10)		3:27.06(10)		3:43.94(9)		4:01.48(10)		4:19.08(9)		4:36.51(6)		4:53.94(9)		5:11.16(9)		5:28.68(7)		5:48.78(24)
21	14.74	22	17.44	23	19.08	24	15.68	25	16.79	26	17.01	27	16.58	28	17.24	29	17.80	30	17.94	31	17.68	32	17.05	33	16.98	34	17.00	35	16.97	36	17.39	37	18.16	38	17.79	39	18.19	40	19.12
	6:03.52(8)		6:20.96(9)		6:40.04(17)		6:55.72(5)		7:12.51(9)		7:29.52(10)		7:46.10(4)		8:03.34(6)		8:21.14(6)		8:39.08(7)		8:56.76(5)		9:13.81(5)		9:30.79(6)		9:47.79(6)		10:04.76(6)		10:22.15(6)		10:40.31(7)		10:58.10(9)		11:16.29(9)		11:35.41(17)
41	16.01	42	16.31	43	16.72	44	17.14	45	15.91	46	16.79	47	17.09	48	17.40	49	16.95	50	17.21	51	17.02	52	18.91	53	16.66	54	17.41	55	17.52	56	18.54	57	17.33	58	16.79	59	16.58	60	16.74
	11:51.42(10)		12:07.73(8)		12:24.45(7)		12:41.59(11)		12:57.50(6)		13:14.29(6)		13:31.38(6)		13:48.78(7)		14:05.73(7)		14:22.94(7)		14:39.96(7)		14:58.87(16)		15:15.53(7)		15:32.94(8)		15:50.46(9)		16:09.00(14)		16:26.33(8)		16:43.12(6)		16:59.70(6)		17:16.44(11)
61	16.10	62	16.06	63	16.19	64	16.15	65	16.96	66	16.54	67	16.66	68	16.95	69	16.34	70	16.48	71	16.45	72	16.69	73	16.01	74	16.34	75	16.55	76	16.10	77	16.22	78	15.73	79	16.16	80	16.18
	17:32.54(7)		17:48.60(8)		18:04.79(7)		18:20.94(6)		18:37.90(7)		18:54.44(8)		19:11.10(9)		19:28.05(11)		19:44.39(10)		20:00.87(11)		20:17.32(12)		20:34.01(11)		20:50.02(11)		21:06.36(12)		21:22.91(12)		21:39.01(9)		21:55.23(12)		22:10.96(12)		22:27.12(10)		22:43.30(8)
81	16.67	82	16.56	83	16.92	84	16.37	85	16.67	86	17.11	87	17.11	88	17.14	89	17.02	90	17.53	91	16.99	92	16.84	93	16.77	94	16.89	95	16.84	96	16.37	97	16.27	98	16.10	99	15.90		15.03
	22:59.97(11)		23:16.53(12)		23:33.45(12)		23:49.82(11)		24:06.49(12)		24:23.60(12)		24:40.71(12)		24:57.85(12)		25:14.87(12)		25:32.40(12)		25:49.39(12)		26:06.23(12)		26:23.00(12)		26:39.89(12)		26:56.73(12)		27:13.10(12)		27:29.37(12)		27:45.47(12)		28:01.37(12)		

13 2083 Isaac KIMELI										BEL 9 Mar 94										28:20.77 ^{SB}																			
1	16.41	2	17.10	3	17.89	4	18.67	5	16.31	6	17.79	7	17.77	8	16.77	9	17.97	10	16.94	11	17.13	12	18.15	13	16.05	14	17.37	15	17.73	16	19.89	17	15.27	18	17.13	19	17.40	20	17.40
	16.41(6)		33.51(9)		51.40(13)		1:10.07(23)		1:26.38(16)		1:44.17(18)		2:01.94(19)		2:18.71(16)		2:36.68(20)		2:53.62(20)		3:10.75(19)		3:28.90(24)		3:44.95(18)		4:02.32(17)		4:20.05(18)		4:39.94(23)		4:55.21(19)		5:12.34(19)		5:29.74(19)		5:47.14(14)
21	17.64	22	17.39	23	17.79	24	17.29	25	16.90	26	16.60	27	17.08	28	17.72	29	16.97	30	17.91	31	17.82	32	18.68	33	15.36	34	16.87	35	16.97	36	16.94	37	18.29	38	17.90	39	18.08	40	18.22
	6:04.78(19)		6:22.17(19)		6:39.96(16)		6:57.25(18)		7:14.15(19)		7:30.75(20)		7:47.83(18)		8:05.55(21)		8:22.52(19)		8:40.43(20)		8:58.25(18)		9:16.93(21)		9:32.29(18)		9:49.16(19)		10:06.13(18)		10:23.07(14)		10:41.36(18)		10:59.26(20)		11:17.34(17)		11:35.56(19)
41	17.03	42	16.35	43	17.11	44	16.35	45	16.73	46	16.60	47	16.97	48	19.42	49	14.90	50	16.96	51	16.82	52	17.41	53	18.20	54	17.40	55	17.34	56	17.03	57	18.67	58	17.11	59	16.54	60	18.28
	11:52.59(19)		12:08.94(19)		12:26.05(17)		12:42.40(19)		12:59.13(18)		13:15.73(17)		13:32.70(16)		13:52.12(23)		14:07.02(16)		14:23.98(17)		14:40.80(13)		14:58.21(12)		15:16.41(16)		15:33.81(15)		15:51.15(14)		16:08.18(8)		16:26.85(15)		16:43.96(14)		17:00.50(13)		17:18.78(22)
61	14.65	62	16.23	63	16.49	64	15.60	65	17.04	66	16.37	67	16.64	68	18.15	69	14.81	70	16.46	71	16.29	72	16.42	73	16.59	74	16.19	75	16.41	76	16.10	77	16.45	78	16.39	79	16.86	80	16.51
	17:33.43(16)		17:49.66(17)		18:06.15(14)		18:21.75(15)		18:38.79(15)		18:55.16(15)		19:11.80(13)		19:29.95(18)		19:44.76(13)		20:01.22(15)		20:17.51(15)		20:33.93(10)		20:50.52(14)		21:06.71(14)		21:23.12(13)		21:39.22(12)		21:55.67(13)		22:12.06(14)		22:28.92(14)		22:45.43(14)
81	16.64	82	16.97	83	17.27	84	16.89	85	17.33	86	17.39	87	17.46	88	17.44	89	16.85	90	17.65	91	17.10	92	16.90	93	17.11	94	16.50	95	16.57	96	16.63	97	16.59	98	16.08	99	15.64		14.33
	23:02.07(14)		23:19.04(14)		23:36.31(14)		23:53.20(14)		24:10.53(14)		24:27.92(14)		24:45.38(14)		25:02.82(14)		25:19.67(14)		25:37.32(14)		25:54.42(14)		26:11.32(14)		26:28.43(14)		26:44.93(14)		27:01.50(14)		27:18.13(13)		27:34.72(14)		27:50.80(14)		28:06.44(14)		

14 2843 Adriaan WILDSCHUTT										RSA 3 May 98										28:21.40																			
1	16.59	2	17.02	3	17.92	4	17.05	5	17.58	6	17.39	7	17.22	8	16.81	9	17.73	10	17.02	11	17.86	12	16.69	13	17.10	14	17.26	15	17.86	16	17.59	17	17.11	18	17.27	19	17.52	20	17.22
	16.59(9)		33.61(12)		51.53(14)		1:08.58(14)		1:26.16(13)		1:43.55(10)		2:00.77(9)		2:17.58(6)		2:35.31(8)		2:52.33(9)		3:10.19(12)		3:26.88(8)		3:43.98(10)		4:01.24(7)		4:19.10(10)		4:36.69(7)		4:53.80(8)		5:11.07(8)		5:28.59(6)		5:45.81(6)
21	17.73	22	17.11	23	17.66	24	18.86	25	15.12	26	17.13	27	16.82	28	20.64	29	14.43	30	17.79	31	18.01	32	16.79	33	17.19	34	16.94	35	17.11	36	16.79	37	18.09	38	17.79	39	18.18	40	17.39
	6:03.54(9)		6:20.65(7)		6:38.31(6)		6:57.17(17)		7:12.29(7)		7:29.42(8)		7:46.24(7)		8:06.88(24)		8:21.31(8)		8:39.10(8)		8:57.11(11)		9:13.90(6)		9:31.09(8)		9:48.03(9)		10:05.14(9)		10:21.93(4)		10:40.02(6)		10:57.81(7)		11:15.99(7)		11:33.38(4)
41	17.74	42	16.31	43	16.61	44	16.53	45	16.97	46	16.76	47	17.05	48	17.18	49	17.11	50	17.21	51	17.74	52	16.31	53	16.61	54	16.53	55	16.97	56	16.76	57	17.05	58	17.18	59	17.11	60	17.21
	11:51.12(8)		12:07.43(6)		12:24.04(6)		12:40.57(4)		12:57.54(7)		13:14.30(7)		13:31.35(5)		13:48.53(5)		14:05.64(6)		14:22.85(16)		14:39.81(5)		14:57.34(5)		15:15.42(6)		15:32.55(5)		15:50.41(7)		16:07.50(2)		16:25.88(4)		16:42.79(5)		16:59.40(3)		17:15.72(5)
61	16.66	62	16.02	63	16.25	64	16.11	65	17.03	66	16.53	67	16.52	68	16.13	69	16.59	70	16.57	71	16.22	72	16.37	73	16.56	74	16.35	75	16.18	76	16.27	77	16.09	78	16.41	79	17.24	80	17.04
	17:32.38(6)		17:48.40(6)		18:04.65(6)		18:20.76(5)		18:37.79(6)		18:54.32(7)		19:10.84(5)		19:26.97(6)		19:43.56(5)		20:00.13(6)		20:16.35(5)		20:32.72(5)		20:49.28(7)		21:05.63(7)		21:21.81(7)		21:38.08(7)		21:54.17(8)		22:10.58(9)		22:27.82(12)		22:44.86(12)
81	16.20	82	16.84	83	17.05	84	16.70	85	17.07	86	17.32	87	17.29	88	17.11	89	17.39	90	17.93	91	16.99	92	17.06	93	17.19	94	17.29	95	17.20	96	18.65	97	14.32	98	16.11	99	15.73		15.10
	23:01.06(13)		23:17.90(13)		23:34.95(13)		23:51.65(13)		24:08.72(13)		24:26.04(13)		24:43.33(13)		25:00.44(13)		25:17.83(13)		25:35.76(13)		25:52.75(13)		26:09.81(13)		26:27.00(13)		26:44.29(13)		27:01.49(13)		27:20.14(14)		27:34.46(13)		27:50.57(13)		28:06.30(13)		

RACE ANALYSIS
10,000 Metres Men - Final
BIB 2231 LANE INFRINGEMENT ADDED

15 2596 Ren TAZAWA										JPN 11 Nov 00										28:25.85																																																																																																																																																																																																																																																																																																																																																																																																																																			
1	16.72	2	16.79	3	17.63	4	16.84	5	17.43	6	17.52	7	17.16	8	17.16	9	17.70	10	16.87	11	17.40	12	17.13	13	17.13	14	17.64	15	17.83	16	17.22	17	17.34	18	17.28	19	17.41	20	17.39	21	17.55	22	17.46	23	17.71	24	17.10	25	16.60	26	17.11	27	17.16	28	17.20	29	18.05	30	17.61	31	17.89	32	19.90	33	14.33	34	16.91	35	17.12	36	17.07	37	18.04	38	17.60	39	18.11	40	18.61	41	16.65	42	16.55	43	16.83	44	16.37	45	16.68	46	16.72	47	17.04	48	17.23	49	17.06	50	17.16	51	16.96	52	17.77	53	17.88	54	17.28	55	17.41	56	18.85	57	17.19	58	17.26	59	16.68	60	16.65	61	16.02	62	15.99	63	16.14	64	16.32	65	17.05	66	16.41	67	16.56	68	16.25	69	16.77	70	16.44	71	16.40	72	16.38	73	16.42	74	16.33	75	16.84	76	16.10	77	16.59	78	16.77	79	16.93	80	17.19	81	17.05	82	17.30	83	17.27	84	17.29	85	17.28	86	17.45	87	17.51	88	17.58	89	17.35	90	17.74	91	16.98	92	17.78	93	16.57	94	17.21	95	16.93	96	16.95	97	16.49	98	16.65	99	16.35		13.28	101	16.02	102	16.14	103	16.32	104	16.33	105	17.05	106	16.41	107	16.56	108	16.25	109	16.77	110	16.44	111	16.40	112	16.38	113	16.42	114	16.33	115	16.84	116	16.10	117	16.59	118	16.77	119	16.93	120	17.19	121	17.05	122	17.30	123	17.27	124	17.29	125	17.28	126	17.45	127	17.51	128	17.58	129	17.35	130	17.74	131	16.98	132	17.78	133	16.57	134	17.21	135	16.93	136	16.95	137	16.49	138	16.65	139	16.35		13.28	141	16.02	142	16.14	143	16.32	144	16.33	145	17.05	146	16.41	147	16.56	148	16.25	149	16.77	150	16.44	151	16.40	152	16.38	153	16.42	154	16.33	155	16.84	156	16.10	157	16.59	158	16.77	159	16.93	160	17.19	161	17.05	162	17.30	163	17.27	164	17.29	165	17.28	166	17.45	167	17.51	168	17.58	169	17.35	170	17.74	171	16.98	172	17.78	173	16.57	174	17.21	175	16.93	176	16.95	177	16.49	178	16.65	179	16.35		13.28	181	16.02	182	16.14	183	16.32	184	16.33	185	17.05	186	16.41	187	16.56	188	16.25	189	16.77	190	16.44	191	16.40	192	16.38	193	16.42	194	16.33	195	16.84	196	16.10	197	16.59	198	16.77	199	16.93	200	17.19	201	17.05	202	17.30	203	17.27	204	17.29	205	17.28	206	17.45	207	17.51	208	17.58	209	17.35	210	17.74	211	16.98	212	17.78	213	16.57	214	17.21	215	16.93	216	16.95	217	16.49	218	16.65	219	16.35		13.28

16 3012 Sean MCGORTY										USA 8 Mar 95										28:27.54																																																																																																																																																																																																																																																																																																																																																																																																																																			
1	15.95	2	17.33	3	17.61	4	17.01	5	18.01	6	17.71	7	17.87	8	16.67	9	17.99	10	16.81	11	17.71	12	17.11	13	17.01	14	17.28	15	17.61	16	17.70	17	17.52	18	17.03	19	17.48	20	17.54	21	17.45	22	17.46	23	17.89	24	17.05	25	17.01	26	16.09	27	16.94	28	17.04	29	17.73	30	17.82	31	17.80	32	17.02	33	17.21	34	16.97	35	17.03	36	17.18	37	18.25	38	17.62	39	21.18	40	14.56	41	17.84	42	16.41	43	17.22	44	16.01	45	16.94	46	16.79	47	16.99	48	17.17	49	17.09	50	16.95	51	18.19	52	16.34	53	18.16	54	17.22	55	20.13	56	15.02	57	18.44	58	17.25	59	16.57	60	16.53	61	16.52	62	16.16	63	15.99	64	16.13	65	16.77	66	16.54	67	16.56	68	16.54	69	16.51	70	16.41	71	16.31	72	16.75	73	16.33	74	16.44	75	16.26	76	17.06	77	16.42	78	17.08	79	16.96	80	17.08	81	16.82	82	17.04	83	17.25	84	17.68	85	17.08	86	17.47	87	17.18	88	17.68	89	16.86	90	17.48	91	16.73	92	17.32	93	16.91	94	17.03	95	17.25	96	16.84	97	16.48	98	16.67	99	15.80		15.64	101	16.02	102	16.14	103	16.32	104	16.33	105	17.05	106	16.41	107	16.56	108	16.25	109	16.77	110	16.44	111	16.40	112	16.38	113	16.42	114	16.33	115	16.84	116	16.10	117	16.59	118	16.77	119	16.93	120	17.19	121	17.05	122	17.30	123	17.27	124	17.29	125	17.28	126	17.45	127	17.51	128	17.58	129	17.35	130	17.74	131	16.98	132	17.78	133	16.57	134	17.21	135	16.93	136	16.95	137	16.49	138	16.65	139	16.35		13.28	141	16.02	142	16.14	143	16.32	144	16.33	145	17.05	146	16.41	147	16.56	148	16.25	149	16.77	150	16.44	151	16.40	152	16.38	153	16.42	154	16.33	155	16.84	156	16.10	157	16.59	158	16.77	159	16.93	160	17.19	161	17.05	162	17.30	163	17.27	164	17.29	165	17.28	166	17.45	167	17.51	168	17.58	169	17.35	170	17.74	171	16.98	172	17.78	173	16.57	174	17.21	175	16.93	176	16.95	177	16.49	178	16.65	179	16.35		13.28	181	16.02	182	16.14	183	16.32	184	16.33	185	17.05	186	16.41	187	16.56	188	16.25	189	16.77	190	16.44	191	16.40	192	16.38	193	16.42	194	16.33	195	16.84	196	16.10	197	16.59	198	16.77	199	16.93	200	17.19	201	17.05	202	17.30	203	17.27	204	17.29	205	17.28	206	17.45	207	17.51	208	17.58	209	17.35	210	17.74	211	16.98	212	17.78	213	16.57	214	17.21	215	16.93	216	16.95	217	16.49	218	16.65	219	16.35		13.28

17 2958 Santiago CATROFE										URU 13 Feb 99										28:28.49 ^{NR}																																																																																																																																																																																																																																																																																																																																																																																																																																			
1	16.36	2	17.09	3	17.76	4	16.95	5	18.00	6	17.89	7	17.77	8	16.76	9	17.99	10	16.79	11	17.34	12	17.36	13	17.38	14	17.41	15	17.64	16	17.63	17	17.45	18	17.16	19	17.52	20	17.50	21	17.37	22	17.43	23	17.93	24	18.35	25	15.89	26	16.63	27	16.97	28	16.91	29	17.64	30	17.87	31	17.72	32	17.84	33	16.98	34	16.83	35	16.82	36	17.01	37	17.71	38	17.27	39	18.74	40	17.58	41	17.33	42	16.51	43	17.10	44	16.59	45	16.75	46	16.68	47	18.64	48	16.87	49	15.80	50	16.88	51	19.56	52	14.98	53	17.93	54	17.49	55	17.17	56	17.84	57	18.16	58	17.24	59	18.03	60	15.48	61	16.36	62	16.62	63	16.59	64	15.85	65	16.57	66	16.76	67	16.70	68	15.97	69	16.37	70	16.45	71	17.08	72	16.21	73	16.72	74	16.93	75	17.31	76	17.23	77	16.88	78	17.00	79	17.05	80	16.63	81	16.91	82	17.25	83	19.37	84	14.95	85	17.31	86	17.71	87	17.57	88	17.18	89	17.24	90	17.65	91	17.00	92	17.15	93	16.87	94	16.93	95	16.89	96	16.34	97	16.13	98	16.03	99	15.54		14.71	101	16.02	102	16.14	103	16.32	104	16.33	105	17.05	106	16.41	107	16.56	108	16.25	109	16.77	110	16.44	111	16.40	112	16.38	113	16.42	114	16.33	115	16.84	116	16.10	117	16.59	118	16.77	119	16.93	120	17.19	121	17.05	122	17.30	123	17.27	124	17.29	125	17.28	126	17.45	127	17.51	128	17.58	129	17.35	130	17.74	131	16.98	132	17.78	133	16.57	134	17.21	135	16.93	136	16.95	137	16.49	138	16.65	139	16.35		13.28	141	16.02	142	16.14	143	16.32	144	16.33	145	17.05	146	16.41	147	16.56	148	16.25	149	16.77	150	16.44	151	16.40	152	16.38	153	16.42	154	16.33	155	16.84	156	16.10	157	16.59	158	16.77	159	16.93	160	17.19	161	17.05	162	17.30	163	17.27	164	17.29	165	17.28	166	17.45	167	17.51	168	17.58	169	17.35	170	17.74	171	16.98	172	17.78	173	16.57	174	17.21	175	16.93	176	16.95	177	16.49	178	16.65	179	16.35		13.28	181	16.02	182	16.14	183	16.32	184	16.33	185	17.05	186	16.41	187	16.56	188	16.25	189	16.77	190	16.44	191	16.40	192	16.38	193	16.42	194	16.33	195	16.84	196	16.10	197	16.59	198	16.77	199	16.93	200	17.19	201	17.05	202	17.30	203	17.27	204	17.29	205	17.28	206	17.45	207	17.51	208	17.58	209	17.35	210	17.74	211	16.98	212	17.78	213	16.57	214	17.21	215	16.93	216	16.95	217	16.49	218	16.65	219	16.35		13.28

RACE ANALYSIS
10,000 Metres Men - Final
BIB 2231 LANE INFRINGEMENT ADDED

18 2734 Zerei Kbrom MEZNGI										NOR 12 Jan 86										28:30.76																			
1	16.99	2	17.44	3	17.45	4	17.19	5	18.01	6	17.61	7	18.16	8	16.39	9	17.94	10	16.66	11	16.99 (16)	12	34.43 (23)	13	51.88 (20)	14	1:09.07 (19)	15	1:27.08 (22)	16	1:44.69 (22)	17	2:02.85 (22)	18	2:19.24 (19)	19	2:37.18 (22)	20	2:53.84 (22)
11	17.21	12	17.14	13	17.29	14	17.40	15	17.53	16	17.61	17	17.22	18	17.22	19	17.43	20	17.27	21	3:11.05 (22)	22	3:28.19 (21)	23	3:45.48 (22)	24	4:02.88 (22)	25	4:20.41 (21)	26	4:38.02 (18)	27	4:55.24 (20)	28	5:12.46 (20)	29	5:29.89 (20)	30	5:47.16 (15)
21	17.73	22	17.59	23	19.03	24	15.92	25	16.82	26	16.36	27	17.12	28	16.75	29	17.87	30	17.85	31	6:04.89 (20)	32	6:22.48 (20)	33	6:41.51 (24)	34	6:57.43 (19)	35	7:14.25 (20)	36	7:30.61 (18)	37	7:47.73 (17)	38	8:04.48 (13)	39	8:22.35 (17)	40	8:40.20 (18)
31	17.76	32	17.21	33	17.22	34	16.72	35	17.09	36	17.07	37	18.13	38	17.66	39	18.24	40	17.62	41	8:57.96 (16)	42	9:15.17 (14)	43	9:32.39 (19)	44	9:49.11 (18)	45	10:06.20 (19)	46	10:23.27 (15)	47	10:41.40 (19)	48	10:59.06 (19)	49	11:17.30 (16)	50	11:34.92 (14)
41	17.75	42	16.18	43	17.20	44	16.17	45	16.79	46	16.90	47	17.28	48	16.68	49	17.30	50	16.41	51	11:52.67 (20)	52	12:08.85 (18)	53	12:26.05 (18)	54	12:42.22 (17)	55	12:59.01 (16)	56	13:15.91 (18)	57	13:33.19 (18)	58	13:49.87 (16)	59	14:07.17 (17)	60	14:23.58 (13)
51	17.33	52	16.95	53	18.11	54	17.38	55	17.36	56	17.86	57	18.38	58	17.27	59	16.75	60	15.90	61	14:40.91 (15)	62	14:57.86 (10)	63	15:15.97 (12)	64	15:33.35 (12)	65	15:50.71 (12)	66	16:08.57 (11)	67	16:26.95 (16)	68	16:44.22 (16)	69	17:00.97 (15)	70	17:16.87 (14)
61	16.40	62	15.92	63	17.27	64	15.05	65	17.18	66	16.41	67	16.88	68	16.78	69	16.24	70	16.36	71	17:33.27 (14)	72	17:49.19 (13)	73	18:06.46 (16)	74	18:21.51 (14)	75	18:38.69 (14)	76	18:55.10 (14)	77	19:11.98 (14)	78	19:28.76 (14)	79	19:45.00 (16)	80	20:01.36 (16)
71	16.28	72	18.45	73	14.69	74	15.97	75	16.54	76	19.71	77	17.16	78	17.22	79	17.12	80	16.76	81	20:17.64 (16)	82	20:36.09 (19)	83	20:50.78 (16)	84	21:06.75 (15)	85	21:23.29 (15)	86	21:43.00 (17)	87	22:00.16 (17)	88	22:17.38 (17)	89	22:34.50 (17)	90	22:51.26 (17)
81	17.00	82	17.37	83	17.36	84	18.73	85	15.94	86	17.89	87	17.58	88	17.21	89	17.11	90	17.72	91	23:08.26 (17)	92	23:25.63 (17)	93	23:42.99 (17)	94	24:01.72 (18)	95	24:17.66 (18)	96	24:35.55 (18)	97	24:53.13 (18)	98	25:10.34 (18)	99	25:27.45 (18)	100	25:45.17 (18)
91	17.07	92	16.98	93	16.88	94	17.03	95	17.06	96	16.46	97	15.72	98	16.34	99	16.32	100	15.73	101	26:02.24 (18)	102	26:19.22 (18)	103	26:36.10 (18)	104	26:53.13 (18)	105	27:10.19 (18)	106	27:26.65 (18)	107	27:42.37 (18)	108	27:58.71 (18)	109	28:15.03 (18)	110	

19 2231 Merhawi MEBRAHTU										ERI 21 Sep 03										28:50.62																			
1	15.85	2	16.70	3	17.35	4	17.73	5	17.92	6	17.42	7	17.43	8	17.81	9	17.25	10	17.17	11	17.63 (13)	12	32.55 (2)	13	49.90 (2)	14	1:07.63 (3)	15	1:25.55 (7)	16	1:42.97 (7)	17	2:00.40 (7)	18	2:18.21 (12)	19	2:35.46 (9)	20	2:52.63 (11)
11	17.63	12	17.12	13	17.12	14	17.59	15	17.78	16	20.47	17	14.38	18	17.30	19	17.35	20	19.23	21	3:10.26 (13)	22	3:27.38 (14)	23	3:44.50 (14)	24	4:02.09 (16)	25	4:19.87 (16)	26	4:40.34 (24)	27	4:54.72 (15)	28	5:12.02 (16)	29	5:29.37 (15)	30	5:48.60 (22)
21	15.57	22	17.67	23	18.22	24	18.01	25	15.42	26	16.88	27	17.30	28	17.30	29	17.39	30	17.90	31	6:04.17 (14)	32	6:21.84 (15)	33	6:40.06 (18)	34	6:58.07 (23)	35	7:13.49 (14)	36	7:30.37 (16)	37	7:47.67 (16)	38	8:04.97 (16)	39	8:22.36 (18)	40	8:40.26 (19)
31	17.65	32	21.02	33	13.15	34	16.81	35	17.06	36	17.64	37	17.65	38	17.72	39	21.29	40	15.37	41	8:57.91 (15)	42	9:18.93 (25)	43	9:32.08 (16)	44	9:48.89 (17)	45	10:05.95 (16)	46	10:23.59 (18)	47	10:41.24 (17)	48	10:58.96 (18)	49	11:20.25 (25)	50	11:35.62 (20)
41	16.63	42	16.56	43	17.28	44	16.25	45	16.68	46	16.62	47	17.18	48	16.98	49	17.48	50	16.91	51	11:52.25 (16)	52	12:08.81 (17)	53	12:26.09 (19)	54	12:42.34 (18)	55	12:59.02 (17)	56	13:15.64 (15)	57	13:32.82 (17)	58	13:49.80 (15)	59	14:07.28 (18)	60	14:24.19 (18)
51	16.94	52	18.35	53	17.25	54	17.39	55	17.16	56	19.62	57	16.31	58	17.48	59	16.56	60	16.19	61	14:41.13 (16)	62	14:59.48 (20)	63	15:16.73 (18)	64	15:34.12 (18)	65	15:51.28 (16)	66	16:10.90 (21)	67	16:27.21 (18)	68	16:44.69 (19)	69	17:01.25 (19)	70	17:17.44 (16)
61	16.25	62	15.93	63	16.98	64	16.89	65	15.59	66	17.00	67	16.95	68	15.99	69	16.52	70	16.53	71	17:33.69 (17)	72	17:49.62 (16)	73	18:06.60 (17)	74	18:23.49 (18)	75	18:39.08 (17)	76	18:56.08 (18)	77	19:13.03 (18)	78	19:29.02 (15)	79	19:45.54 (18)	80	20:02.07 (18)
71	17.33	72	16.19	73	16.87	74	16.93	75	17.74	76	17.42	77	17.62	78	17.97	79	18.38	80	17.82	81	20:19.40 (18)	82	20:35.59 (16)	83	20:52.46 (18)	84	21:09.39 (18)	85	21:27.13 (19)	86	21:44.55 (19)	87	22:02.17 (19)	88	22:20.14 (19)	89	22:38.52 (19)	90	22:56.34 (19)
81	18.12	82	18.17	83	18.39	84	18.26	85	17.97	86	18.08	87	18.29	88	17.74	89	18.18	90	18.44	91	23:14.46 (19)	92	23:32.63 (19)	93	23:51.02 (19)	94	24:09.28 (19)	95	24:27.25 (19)	96	24:45.33 (19)	97	25:03.62 (19)	98	25:21.36 (19)	99	25:39.54 (19)	100	25:57.98 (19)
91	17.88	92	17.50	93	17.86	94	17.64	95	17.71	96	17.12	97	17.42	98	17.16	99	16.42	100	15.93	101	26:15.86 (19)	102	26:33.36 (19)	103	26:51.22 (19)	104	27:08.86 (19)	105	27:26.57 (19)	106	27:43.69 (19)	107	28:01.11 (19)	108	28:18.27 (19)	109	28:34.69 (19)	110	

20 3002 Joe KLECKER										USA 16 Nov 96										29:03.41																			
1	16.78	2	17.10	3	17.74	4	16.71	5	17.94	6	17.45	7	17.44	8	16.93	9	17.92	10	16.94	11	16.78 (14)	12	33.88 (15)	13	51.62 (16)	14	1:08.33 (12)	15	1:26.27 (15)	16	1:43.72 (14)	17	2:01.16 (11)	18	2:18.09 (8)	19	2:36.01 (14)	20	2:52.95 (14)
11	17.46	12	17.54	13	17.10	14	17.66	15	17.58	16	17.51	17	17.39	18	16.98	19	17.49	20	17.53	21	3:10.41 (15)	22	3:27.95 (18)	23	3:45.05 (19)	24	4:02.71 (20)	25	4:20.29 (19)	26	4:37.80 (16)	27	4:55.19 (18)	28	5:12.17 (18)	29	5:29.66 (18)	30	5:47.19 (16)
21	17.44	22	17.50	23	17.75	24	17.24	25	16.91	26	16.66	27	17.26	28	17.02	29	17.66	30	17.84	31	6:04.63 (18)	32	6:22.13 (18)	33	6:39.88 (15)	34	6:57.12 (16)	35	7:14.03 (18)	36	7:30.69 (19)	37	7:47.95 (20)	38	8:04.97 (17)	39	8:22.63 (20)	40	8:40.47 (21)
31	17.81	32	17.55	33	16.67	34	16.87	35	16.95	36	17.68	37	17.53	38	17.78	39	18.22	40	17.51	41	8:58.28 (19)	42	9:15.83 (17)	43	9:32.50 (20)	44	9:49.37 (20)	45	10:06.32 (20)	46	10:24.00 (21)	47	10:41.53 (20)	48	10:59.31 (21)	49	11:17.53 (19)	50	11:35.04 (15)
41	18.03	42	16.77	43	17.04	44	16.75	45	17.30	46	17.30	47	17.53	48	17.46	49	17.39	50	17.72	51	11:53.07 (22)	52	12:09.84 (22)	53	12:26.88 (23)	54	12:43.63 (23)	55	13:00.93 (24)	56	13:18.23 (24)	57	13:35.76 (24)	58	13:53.22 (24)	59	14:10.61 (24)	60	14:28.33 (24)
51	18.01	52	17.82	53	17.45	54	17.28	55	17.21	56	16.90	57	16.95	58	16.83	59	16.54	60	16.29	61	14:46.34 (24)	62	15:04.16 (24)	63	15:21.61 (24)	64	15:38.89 (24)	65	15:56.10 (24)	66	16:13.00 (24)	67	16:29.95 (24)	68	16:46.78 (24)	69	17:03.32 (22)	70	17:19.61 (23)
61	16.59	62	16.88	63	16.66	64	15.83	65	17.00	66	17.05	67	17.46	68	17.98	69	16.89	70	17.73	71	17:36.20 (23)	72	17:53.08 (23)	73	18:09.74 (23)	74	18:25.57 (22)	75	18:42.57 (22)	76	18:59.62 (21)	77	19:17.08 (21)	78	19:35.06 (21)	79	19:51.95 (20)	80	20:09.68 (20)
71	18.06	72	17.58	73	17.97	74	17.46	75	17.40	76	17.60	77	17.40	78	17.24	79	17.40	80	17.92	81	20:27.74 (20)	82	20:45.32 (20)	83	21:03.29 (20)	84	21:20.75 (20)	85	21:38.15 (20)	86	21:55.75 (20)	87	22:13.15 (20)	88	22:30.39 (20)	89	22:47.79 (20)	90	23:05.71 (20)
81	16.99	82	17.62	83	17.60	84	18.02	85	17.39	86	17.40	87	21.84	88	21.28	89	18.89	90	18.64	91	23:22.70 (20)	92	23:40.32 (20)	93	23:57.92 (20)	94	24:15.94 (20)	95	24:33.33 (20)	96	24:50.73 (20)	97	25:12.57 (20)	98	25:33.85 (20)	99	25:52.74 (20)	100	26:11.38 (20)
91	17.28	92	17.97	93	18.23	94	17.44	95	18.85																														

RACE ANALYSIS
10,000 Metres Men - Final
BIB 2231 LANE INFRINGEMENT ADDED

21 2392 Nils VOIGT										GER 2 May 97										29:06.79																																																																																																																																																																																																								
1	17.50	2	16.75	3	17.78	4	17.07	5	18.21	6	17.68	7	17.57	8	17.35	9	17.38	10	16.88	11	17.29	12	17.02	13	17.51	14	17.24	15	17.47	16	19.98	17	15.28	18	17.09	19	17.29	20	17.42	21	17.51	22	17.29	23	17.78	24	17.44	25	16.81	26	16.46	27	17.07	28	17.06	29	17.46	30	17.45	31	18.11	32	17.47	33	17.38	34	16.80	35	17.20	36	17.03	37	17.78	38	17.78	39	18.07	40	17.77	41	17.66	42	17.04	43	16.81	44	16.83	45	16.48	46	17.08	47	16.83	48	16.69	49	17.33	50	17.13	51	17.06	52	17.61	53	17.28	54	17.48	55	17.46	56	18.75	57	16.83	58	17.26	59	19.61	60	12.96	61	16.75	62	17.16	63	17.08	64	17.08	65	17.93	66	18.08	67	18.53	68	17.91	69	18.11	70	18.11	71	17.64	72	17.45	73	18.14	74	17.63	75	17.84	76	18.03	77	17.95	78	18.11	79	18.18	80	18.02	81	18.18	82	18.03	83	18.20	84	18.09	85	18.20	86	18.55	87	18.31	88	18.44	89	17.90	90	18.43	91	17.09	92	18.02	93	17.41	94	17.92	95	17.50	96	17.72	97	17.07	98	17.15	99	17.05		13.62	26:33.33 (22)	26:51.35 (21)	27:08.76 (21)	27:26.68 (21)	27:44.18 (22)	28:01.90 (22)	28:18.97 (21)	28:36.12 (22)	28:53.17 (22)												

22 2942 Rogers KIBET										UGA 26 Mar 03										29:10.07																																																																																																																																																																																																								
1	17.40	2	16.66	3	17.63	4	16.96	5	17.80	6	17.67	7	17.34	8	17.22	9	17.69	10	16.89	11	17.09	12	17.00	13	17.00	14	17.32	15	17.54	16	17.66	17	17.48	18	17.16	19	17.51	20	17.59	21	17.32	22	17.39	23	18.24	24	17.16	25	16.93	26	16.71	27	16.77	28	17.09	29	17.64	30	17.88	31	17.74	32	17.01	33	17.15	34	16.86	35	17.02	36	18.01	37	17.53	38	17.77	39	18.10	40	16.99	41	17.16	42	16.70	43	17.03	44	16.32	45	16.91	46	16.75	47	17.01	48	17.53	49	16.72	50	17.46	51	17.74	52	17.55	53	17.91	54	17.40	55	17.32	56	17.41	57	17.95	58	17.35	59	17.04	60	16.70	61	16.67	62	16.55	63	17.27	64	16.64	65	17.36	66	17.62	67	18.13	68	17.44	69	17.35	70	17.62	71	18.01	72	17.72	73	17.93	74	17.72	75	18.23	76	18.02	77	18.48	78	18.16	79	18.36	80	18.18	81	18.16	82	18.15	83	18.47	84	18.17	85	18.57	86	18.34	87	18.44	88	18.55	89	18.38	90	18.62	91	18.06	92	18.54	93	17.28	94	17.77	95	17.28	96	17.57	97	17.31	98	16.81	99	17.18		17.08	26:33.25 (21)	26:51.79 (22)	27:09.07 (22)	27:26.84 (22)	27:44.12 (21)	28:01.69 (21)	28:19.00 (22)	28:35.81 (21)	28:52.99 (21)												

2937 Joel AYEKO										UGA 5 Sep 92										DNF																																																																																																					
1	15.59	2	15.38	3	15.88	4	16.01	5	16.55	6	16.83	7	17.11	8	17.66	9	17.85	10	17.83	11	18.06	12	17.30	13	17.57	14	17.77	15	17.63	16	17.25	17	17.23	18	17.36	19	17.52	20	17.28	21	17.71	22	17.50	23	17.38	24	17.68	25	17.94	26	17.50	27	17.84	28	16.91	29	17.45	30	17.73	31	18.13	32	17.22	33	17.02	34	17.02	35	17.25	36	17.24	37	17.87	38	17.94	39	18.06	40	17.66	41	17.63	42	17.15	43	17.11	44	16.80														11:50.34 (3)	12:07.49 (7)	12:24.60 (8)	12:41.40 (8)																	

RESULTS



Marathon Men - Final

RECORDS	RESULT	NAME	COUNTRY	AGE	VENUE	DATE
World Record WR	2:01:09	Eliud KIPCHOGE	KEN	38	Berlin (GER)	25 Sep 2022
Championships Record CR	2:05:36	Tamirat TOLA	ETH	31	Eugene, OR (USA)	17 Jul 2022
World Leading WL	2:01:25	Kelvin KIPTUM	KEN	24	London (GBR)	23 Apr 2023
Area Record AR		National Record NR		Personal Best PB		Season Best SB

27 August 2023 06:59 START TIME 22° C TEMPERATURE 77 % HUMIDITY
09:42 END TIME 28° C 61 %

PLACE	BIB	NAME	COUNTRY	DATE OF BIRTH	RESULT		
1	2943	Victor KIPLANGAT	UGA	10 Nov 99	2:08:53		
2	2485	Maru TEFERI	ISR	17 Aug 92	2:09:12	SB	+ 19
3	2272	Leul GEBRESILASE	ETH	20 Sep 92	2:09:19		+ 26
4	2647	Tebello RAMAKONGOANA	LES	13 Oct 96	2:09:57	PB	+ 1:04
5	2945	Stephen KISSA	UGA	1 Dec 88	2:10:22		+ 1:29
6	2279	Milkesa MENGESHA	ETH	16 Apr 00	2:10:43		+ 1:50
7	2301	Hassan CHAHDI	FRA	7 May 89	2:10:45	SB	+ 1:52
8	2618	Titus KIPRUTO	KEN	25 Jun 98	2:10:47		+ 1:54
9	2844	John HAKIZIMANA	RWA	26 Oct 96	2:10:50		+ 1:57
10	2508	Daniele MEUCCI	ITA	7 Oct 85	2:11:06	SB	+ 2:13
11	2494	Yohanes CHIAPPINELLI	ITA	18 Aug 97	2:11:12		+ 2:19
12	2599	Ichitaka YAMASHITA	JPN	29 Jul 97	2:11:19		+ 2:26
13	3022	Zach PANNING	USA	29 Mar 95	2:11:21	SB	+ 2:28
14	2616	Timothy KIPLAGAT	KEN	18 Sep 93	2:11:25		+ 2:32
15	2395	Haftom WELDAY	GER	13 Mar 90	2:11:25		+ 2:32
16	3052	Isaac MPOFU	ZIM	20 Aug 88	2:11:33	SB	+ 2:40
17	2274	Tsegaye GETACHEW	ETH	30 Nov 96	2:11:56		+ 3:03
18	2307	Mehdi FRÈRE	FRA	27 Jul 96	2:11:59		+ 3:06
19	2149	Rory LINKLETTER	CAN	12 Aug 96	2:12:16	SB	+ 3:23
20	2483	Haimro ALAME	ISR	8 Jun 90	2:12:32		+ 3:39
21	2255	Tariku NOVALES	ESP	8 Mar 98	2:12:39	SB	+ 3:46
22	2251	Ayad LAMDASSEM	ESP	11 Oct 81	2:12:59		+ 4:06
23	2735	Sondre Nordstad MOEN	NOR	12 Jan 91	2:13:12		+ 4:19
24	2239	Ibrahim CHAKIR	ESP	4 Sep 94	2:13:44		+ 4:51
25	2658	Mohamed Reda EL AARABY	MAR	12 Nov 89	2:13:55	SB	+ 5:02
26	2383	Johannes MOTSCHMANN	GER	3 Aug 94	2:14:19		+ 5:26
27	2662	Mustapha HOUDADI	MAR	5 Aug 86	2:14:30		+ 5:37
28	2154	Ben PREISNER	CAN	22 Mar 96	2:15:02	SB	+ 6:09
29	2111	Johnatas DE OLIVEIRA	BRA	18 Sep 90	2:15:13		+ 6:20
30	2147	Justin KENT	CAN	30 Apr 92	2:15:26		+ 6:33
31	2262	Tiidrek NURME	EST	18 Nov 85	2:15:42		+ 6:49
32	2681	Jose Luis SANTANA MARIN	MEX	26 Sep 89	2:15:51		+ 6:58
33	2233	Berhane Tsegay TEKLE	ERI	1 Jan 83	2:16:08		+ 7:15
34	2779	Adam NOWICKI	POL	24 Aug 90	2:16:22		+ 7:29
35	2593	Kenya SONOTA	JPN	10 May 93	2:16:40		+ 7:47
36	2224	Segundo JAMI	ECU	12 May 86	2:16:49		+ 7:56
37	3053	Ngonidzashe NCUBE	ZIM	12 Jul 86	2:17:02	SB	+ 8:09
38	2172	Shaohui YANG	CHN	9 Jul 92	2:17:12		+ 8:19
39	2118	Paulo Roberto PAULA	BRA	8 Jul 79	2:17:18		+ 8:25
40	2440	Levente SZEMEREI	HUN	25 Jan 00	2:17:20		+ 8:27
41	2026	Omar HASSAN	ART	11 Nov 90	2:17:23		+ 8:30
42	2583	Kazuya NISHIYAMA	JPN	5 Nov 98	2:17:41		+ 8:48
43	2072	Onesphore NZIKWINKUNDA	BDI	10 Jun 97	2:18:27		+ 9:34

RESULTS
Marathon Men

44 2959	Nicolás CUESTAS	URU	8 Dec 86	2:19:20	+ 10:27
45 2167	Jie HE	CHN	27 Dec 98	2:19:48	+ 10:55
46 2758	Nelson ITO CCURO	PER	12 Apr 90	2:20:00	+ 11:07
47 2963	Ernesto Andrés ZAMORA	URU	13 Apr 83	2:20:59	+ 12:06
48 2230	Goitom KIFLE	ERI	3 Dec 93	2:21:28	+ 12:35
49 2166	Peiyou FENG	CHN	1 Aug 01	2:22:00	+ 13:07
50 2928	Hüseyin CAN	TUR	27 Jan 99	2:22:11	SB + 13:18
51 2830	Tumelo MOTLAGALE	RSA	21 Feb 95	2:22:14	+ 13:21
52 2561	Moath ALKHAWALDEH	JOR	22 Oct 88	2:22:33	SB + 13:40
53 2673	Maxim RĂILEANU	MDA	4 Oct 94	2:22:46	+ 13:53
54 2693	Tomas Hilifa RAINHOLD	NAM	7 Feb 91	2:23:36	+ 14:43
55 3014	Nico MONTANEZ	USA	7 Sep 93	2:24:58	SB + 16:05
56 2819	Nicolae Alexandru SOARE	ROU	20 Sep 91	2:25:14	+ 16:21
57 2760	Luis Fernando OSTOS CRUZ	PER	9 Aug 92	2:25:50	+ 16:57
58 2119	Justino PEDRO DA SILVA	BRA	1 Jun 85	2:25:53	+ 17:00
59 2684	Byambajav TSEVEENRAVDAN	MGL	7 Jul 90	2:30:28	+ 21:35
60 2838	Simon SIBEKO	RSA	15 Jan 95	2:31:59	+ 23:06
2295	Morhad AMDOUNI	FRA	21 Jun 88	DNF	
2015	Joaquin ARBE	ARG	25 Aug 90	DNF	
2757	Derlys AYALA	PAR	7 Jan 90	DNF	
2682	Ser-Od BAT-OCHIR	MGL	7 Oct 81	DNF	
2604	Joshua BELET	KEN	10 Feb 98	DNF	
2675	Patricio CASTILLO	MEX	17 Feb 92	DNF	
2816	Ilie Alexandru CORNESCHI	ROU	17 Jul 91	DNF	
2825	Melikhaya FRANS	RSA	5 Feb 90	DNF	
2501	Eyob GHEBREHIWET FANIEL	ITA	26 Nov 92	DNF	
2217	Ibrahim HASSAN	DJI	1 Jan 97	DNF	
2069	Olivier IRABARUTA	BDI	25 Aug 90	DNF	
2683	Olonbayar JAMSRAN	MGL	1 Aug 93	DNF	
3000	Elkanah KIBET	USA	2 Jun 83	DNF	
2946	Andrew Rotich KWEMOI	UGA	1 Sep 00	DNF	
2845	Felicien MUHITIRA	RWA	4 Nov 94	DNF	
2709	Abdi NAGEEYE	NED	2 Mar 89	DNF	
2933	Kaan Kigen ÖZBILEN	TUR	15 Jan 86	DNF	
2232	Oqbe Kibrom RUESOM	ERI	1 Jan 98	DNF	
2666	Hamza SAHLI	MAR	10 May 93	DNF	
2905	Alphonse Felix SIMBU	TAN	14 Feb 92	DNF	
2883	Simon TEFAY	SUI	15 Mar 85	DNF	
2281	Tamirat TOLA	ETH	11 Aug 91	DNF	
2219	Hassan WAISS	DJI	96	DNF	
2854	Khadar Basheer YOUSSEF	SOM	25 Jul 97	DNF	
2962	Cristhian ZAMORA	URU	15 Jan 91	DNS	

RESULTS
Marathon Men
INTERMEDIATE TIMES

1 km	2:57	Ser-Od BAT-OCHIR	2 km	5:57	Ser-Od BAT-OCHIR
3 km	8:55	Ser-Od BAT-OCHIR	4 km	11:55	Ser-Od BAT-OCHIR
5 km	14:59	Ser-Od BAT-OCHIR	6 km	18:10	Ser-Od BAT-OCHIR
7 km	21:24	Ser-Od BAT-OCHIR	8 km	24:27	Ser-Od BAT-OCHIR
9 km	27:36	Ser-Od BAT-OCHIR	10 km	30:35	Timothy KIPLAGAT
11 km	33:53	John HAKIZIMANA	12 km	37:02	Jose Luis SANTANA MARIN
13 km	40:04	Joshua BELET	14 km	43:12	Timothy KIPLAGAT
15 km	46:09	Joshua BELET	16 km	49:23	John HAKIZIMANA
17 km	52:31	John HAKIZIMANA	18 km	55:31	Andrew Rotich KWEMOI
19 km	58:39	Andrew Rotich KWEMOI	20 km	1:01:36	Timothy KIPLAGAT
21 km	1:04:44	Ichitaka YAMASHITA	Half	1:05:02	John HAKIZIMANA
22 km	1:07:49	Andrew Rotich KWEMOI	23 km	1:10:56	Yohanes CHIAPPINELLI
24 km	1:14:02	Timothy KIPLAGAT	25 km	1:17:05	Yohanes CHIAPPINELLI
26 km	1:20:06	Yohanes CHIAPPINELLI	27 km	1:23:15	John HAKIZIMANA
28 km	1:26:21	Timothy KIPLAGAT	29 km	1:29:20	Timothy KIPLAGAT
30 km	1:32:14	Victor KIPLANGAT	31 km	1:35:23	Ichitaka YAMASHITA
32 km	1:38:16	Victor KIPLANGAT	33 km	1:41:08	Victor KIPLANGAT
34 km	1:43:57	Victor KIPLANGAT	35 km	1:46:53	Victor KIPLANGAT
36 km	1:49:50	Victor KIPLANGAT	37 km	1:52:52	Victor KIPLANGAT
38 km	1:55:47	Victor KIPLANGAT	39 km	1:58:50	Victor KIPLANGAT
40 km	2:01:52	Victor KIPLANGAT	41 km	2:05:00	Victor KIPLANGAT
42 km	2:08:15	Victor KIPLANGAT			

ALL-TIME OUTDOOR TOP LIST

RESULT	NAME	VENUE	DATE
2:01:09	Eliud KIPCHOGE (KEN)	Berlin (GER)	25 Sep 22
2:01:25	Kelvin KIPTUM (KEN)	London (GBR)	23 Apr 23
2:01:41	Kenenisa BEKELE (ETH)	Berlin (GER)	29 Sep 19
2:02:48	Birhanu LEGESE (ETH)	Berlin (GER)	29 Sep 19
2:02:55	Mosinet GEREMEW (ETH)	London (GBR)	28 Apr 19
2:02:57	Dennis KIMETTO (KEN)	Berlin (GER)	28 Sep 14
2:02:57	Titus EKIRU (KEN)	Milano (ITA)	16 May 21
2:03:00	Evans CHEBET (KEN)	Valencia (ESP)	6 Dec 20
2:03:00	Gabriel Gerald GEAY (TAN)	Valencia (ESP)	4 Dec 22
2:03:04	Lawrence CHERONO (KEN)	Valencia (ESP)	6 Dec 20

2023 OUTDOOR TOP LIST

RESULT	NAME	VENUE	2023
2:01:25	Kelvin KIPTUM (KEN)	London (GBR)	23 Apr
2:03:47	Bashir ABDI (BEL)	Rotterdam (NED)	16 Apr
2:03:50	Timothy KIPLAGAT (KEN)	Rotterdam (NED)	16 Apr
2:04:09	Bernard Kiprop KOECH (KEN)	Hamburg (GER)	23 Apr
2:04:23	Geoffrey KAMWOROR (KEN)	London (GBR)	23 Apr
2:04:33	Joshua BELET (KEN)	Hamburg (GER)	23 Apr
2:04:59	Gadisa SHUMIE (ETH)	Sevilla (ESP)	19 Feb
2:04:59	Tamirat TOLA (ETH)	London (GBR)	23 Apr
2:05:06	Marius KIMUTAI (BRN)	Barcelona (ESP)	19 Mar
2:05:08	Samwel Nyamai MAILU (KEN)	Wien (AUT)	23 Apr

RACE ANALYSIS

Marathon Men - Final



27 August 2023 06:59 START TIME 22° C 77 %
TEMPERATURE HUMIDITY
09:42 END TIME 28° C 61 %

1	1 km	2	2 km	3	3 km	4	4 km	5	5 km	6	6 km	7	7 km	8	8 km	9	9 km	10	10 km
11	11 km	12	12 km	13	13 km	14	14 km	15	15 km	16	16 km	17	17 km	18	18 km	19	19 km	20	20 km
21	21 km	22	Half Marathon	23	22 km	24	23 km	25	24 km	26	25 km	27	26 km	28	27 km	29	28 km	30	29 km
31	30 km	32	31 km	33	32 km	34	33 km	35	34 km	36	35 km	37	36 km	38	37 km	39	38 km	40	39 km
41	40 km	42	41 km	43	42 km														

1 2943 Victor KIPLANGAT UGA 10 Nov 99 **2:08:53**

1	3:08	2	3:10	3	3:06	4	3:09	5	3:02	6	3:00	7	3:12	8	2:56	9	3:02	10	2:53
	3:08 (31)		6:18 (34)		9:24 (30)		12:33 (32)		15:35 (16)		18:35 (15)		21:47 (17)		24:43 (15)		27:45 (16)		30:38 (9)
11	3:16	12	3:09	13	3:04	14	3:06	15	2:58	16	3:13	17	3:08	18	3:01	19	3:08	20	2:56
	33:54 (19)		37:03 (19)		40:07 (22)		43:13 (15)		46:11 (6)		49:24 (16)		52:32 (13)		55:33 (20)		58:41 (22)		1:01:37 (10)
21	3:08	22	18	23	2:47	24	3:07	25	3:05	26	3:03	27	3:02	28	3:09	29	3:06	30	2:58
	1:04:45 (11)		1:05:03 (9)		1:07:50 (12)		1:10:57 (17)		1:14:02 (3)		1:17:05 (9)		1:20:07 (6)		1:23:16 (13)		1:26:22 (18)		1:29:20 (2)
31	2:54	32	3:09	33	2:53	34	2:52	35	2:49	36	2:56	37	2:57	38	3:02	39	2:55	40	3:03
	1:32:14 (1)		1:35:23 (4)		1:38:16 (1)		1:41:08 (1)		1:43:57 (1)		1:46:53 (1)		1:49:50 (1)		1:52:52 (1)		1:55:47 (1)		1:58:50 (1)
41	3:02	42	3:08	43	3:15														
	2:01:52 (1)		2:05:00 (1)		2:08:15 (1)														

2 2485 Maru TEFERI ISR 17 Aug 92 **2:09:12** SB

1	3:06	2	3:12	3	3:06	4	3:10	5	3:04	6	3:04	7	3:08	8	2:55	9	3:01	10	3:00
	3:06 (12)		6:18 (19)		9:24 (26)		12:34 (42)		15:38 (42)		18:42 (37)		21:50 (36)		24:45 (25)		27:46 (25)		30:46 (28)
11	3:08	12	3:10	13	3:04	14	3:07	15	3:04	16	3:06	17	3:09	18	2:59	19	3:08	20	3:02
	33:54 (32)		37:04 (35)		40:08 (30)		43:15 (31)		46:19 (31)		49:25 (31)		52:34 (27)		55:33 (23)		58:41 (25)		1:01:43 (26)
21	3:03	22	18	23	2:46	24	3:07	25	3:07	26	3:06	27	3:00	28	3:06	29	3:06	30	3:01
	1:04:46 (26)		1:05:04 (26)		1:07:50 (21)		1:10:57 (24)		1:14:04 (25)		1:17:10 (22)		1:20:10 (19)		1:23:16 (20)		1:26:22 (20)		1:29:23 (13)
31	3:02	32	2:59	33	2:56	34	2:55	35	2:59	36	3:01	37	3:02	38	3:07	39	3:00	40	3:05
	1:32:25 (11)		1:35:24 (12)		1:38:20 (5)		1:41:15 (4)		1:44:14 (5)		1:47:15 (5)		1:50:17 (4)		1:53:24 (4)		1:56:24 (3)		1:59:29 (3)
41	3:07	42	3:02	43	3:03														
	2:02:36 (3)		2:05:38 (3)		2:08:41 (3)														

3 2272 Leul GEBRESILASE ETH 20 Sep 92 **2:09:19**

1	3:09	2	3:10	3	3:05	4	3:09	5	3:02	6	2:59	7	3:12	8	2:56	9	3:02	10	2:54
	3:09 (44)		6:19 (42)		9:24 (34)		12:33 (24)		15:35 (12)		18:34 (10)		21:46 (2)		24:42 (2)		27:44 (3)		30:38 (10)
11	3:15	12	3:09	13	3:04	14	3:07	15	2:59	16	3:13	17	3:08	18	2:59	19	3:09	20	2:56
	33:53 (8)		37:02 (9)		40:06 (8)		43:13 (8)		46:12 (9)		49:25 (23)		52:33 (18)		55:32 (15)		58:41 (19)		1:01:37 (5)
21	3:08	22	18	23	2:46	24	3:08	25	3:06	26	3:02	27	3:02	28	3:08	29	3:06	30	3:00
	1:04:45 (8)		1:05:03 (6)		1:07:49 (6)		1:10:57 (13)		1:14:03 (8)		1:17:05 (4)		1:20:07 (4)		1:23:15 (4)		1:26:21 (8)		1:29:21 (5)
31	2:54	32	3:08	33	2:53	34	2:52	35	2:49	36	2:56	37	2:57	38	3:03	39	2:55	40	3:05
	1:32:15 (3)		1:35:23 (6)		1:38:16 (3)		1:41:08 (2)		1:43:57 (2)		1:46:53 (2)		1:49:50 (2)		1:52:53 (2)		1:55:48 (2)		1:58:53 (2)
41	3:12	42	3:14	43	3:18														
	2:02:05 (2)		2:05:19 (2)		2:08:37 (2)														

4 2647 Tebello RAMAKONGOANA LES 13 Oct 96 **2:09:57** PB

1	3:10	2	3:10	3	3:05	4	3:10	5	3:04	6	3:04	7	3:08	8	2:58	9	2:59	10	3:02
	3:10 (57)		6:20 (46)		9:25 (58)		12:35 (54)		15:39 (46)		18:43 (44)		21:51 (42)		24:49 (41)		27:48 (35)		30:50 (37)
11	3:04	12	3:11	13	3:04	14	3:08	15	3:06	16	3:03	17	3:12	18	3:02	19	3:04	20	3:06
	33:54 (34)		37:05 (41)		40:09 (39)		43:17 (42)		46:23 (40)		49:26 (35)		52:38 (37)		55:40 (36)		58:44 (35)		1:01:50 (34)
21	3:01	22	18	23	2:44	24	3:05	25	3:08	26	3:06	27	2:59	28	3:05	29	3:05	30	3:03
	1:04:51 (33)		1:05:09 (32)		1:07:53 (30)		1:10:58 (32)		1:14:06 (32)		1:17:12 (30)		1:20:11 (20)		1:23:16 (19)		1:26:21 (11)		1:29:24 (17)
31	3:01	32	2:58	33	3:00	34	2:59	35	3:00	36	3:03	37	3:06	38	3:08	39	3:00	40	3:10
	1:32:25 (12)		1:35:23 (5)		1:38:23 (9)		1:41:22 (10)		1:44:22 (10)		1:47:25 (7)		1:50:31 (8)		1:53:39 (6)		1:56:39 (5)		1:59:49 (4)
41	3:08	42	3:11	43	3:13														
	2:02:57 (4)		2:06:08 (4)		2:09:21 (4)														

RACE ANALYSIS
Marathon Men

5 2945 Stephen KISSA										UGA 1 Dec 88 2:10:22									
1	3:06	2	3:11	3	3:06	4	3:09	5	3:02	6	3:00	7	3:12	8	2:56	9	3:03	10	2:53
	3:06 (11)		6:17 (9)		9:23 (11)		12:32 (9)		15:34 (5)		18:34 (6)		21:46 (9)		24:42 (11)		27:45 (17)		30:38 (5)
11	3:15	12	3:10	13	3:04	14	3:06	15	2:58	16	3:12	17	3:08	18	3:01	19	3:08	20	2:57
	33:53 (11)		37:03 (21)		40:07 (17)		43:13 (13)		46:11 (4)		49:23 (6)		52:31 (5)		55:32 (7)		58:40 (9)		1:01:37 (4)
21	3:09	22	18	23	2:46	24	3:07	25	3:06	26	3:03	27	3:01	28	3:08	29	3:06	30	2:59
	1:04:46 (18)		1:05:04 (22)		1:07:50 (13)		1:10:57 (28)		1:14:03 (7)		1:17:06 (14)		1:20:07 (3)		1:23:15 (5)		1:26:21 (3)		1:29:20 (3)
31	2:55	32	3:08	33	3:04	34	2:53	35	2:51	36	2:59	37	3:07	38	3:15	39	3:17	40	3:23
	1:32:15 (2)		1:35:23 (3)		1:38:27 (11)		1:41:20 (7)		1:44:11 (4)		1:47:10 (4)		1:50:17 (5)		1:53:32 (5)		1:56:49 (7)		2:00:12 (6)
41	3:22	42	3:04	43	3:06		38												
	2:03:34 (8)		2:06:38 (6)		2:09:44 (5)														

6 2279 Milkesa MENGESHA										ETH 16 Apr 00 2:10:43									
1	3:10	2	3:10	3	3:04	4	3:08	5	3:03	6	2:59	7	3:12	8	2:56	9	3:03	10	2:53
	3:10 (53)		6:20 (45)		9:24 (39)		12:32 (10)		15:35 (10)		18:34 (9)		21:46 (8)		24:42 (7)		27:45 (8)		30:38 (11)
11	3:15	12	3:09	13	3:04	14	3:07	15	3:00	16	3:10	17	3:09	18	3:00	19	3:08	20	2:58
	33:53 (5)		37:02 (5)		40:06 (7)		43:13 (9)		46:13 (17)		49:23 (8)		52:32 (6)		55:32 (11)		58:40 (8)		1:01:38 (11)
21	3:07	22	18	23	2:47	24	3:06	25	3:06	26	3:04	27	3:02	28	3:07	29	3:07	30	3:01
	1:04:45 (4)		1:05:03 (5)		1:07:50 (10)		1:10:56 (6)		1:14:02 (5)		1:17:06 (15)		1:20:08 (12)		1:23:15 (2)		1:26:22 (16)		1:29:23 (14)
31	3:02	32	2:59	33	3:04	34	3:06	35	3:00	36	2:59	37	3:07	38	3:16	39	3:09	40	3:15
	1:32:25 (13)		1:35:24 (11)		1:38:28 (12)		1:41:34 (12)		1:44:34 (11)		1:47:33 (11)		1:50:40 (9)		1:53:56 (9)		1:57:05 (8)		2:00:20 (7)
41	3:00	42	3:16	43	3:31		36												
	2:03:20 (6)		2:06:36 (5)		2:10:07 (6)														

7 2301 Hassan CHAHDI										FRA 7 May 89 2:10:45 SB									
1	3:13	2	3:09	3	3:08	4	3:11	5	3:06	6	3:05	7	3:08	8	3:03	9	3:06	10	3:05
	3:13 (81)		6:22 (77)		9:30 (74)		12:41 (72)		15:47 (71)		18:52 (63)		22:00 (61)		25:03 (56)		28:09 (59)		31:14 (58)
11	3:05	12	3:07	13	3:04	14	3:05	15	3:06	16	3:09	17	3:11	18	3:02	19	3:05	20	3:07
	34:19 (54)		37:26 (52)		40:30 (53)		43:35 (53)		46:41 (53)		49:50 (51)		53:01 (47)		56:03 (46)		59:08 (43)		1:02:15 (42)
21	3:06	22	18	23	2:48	24	3:01	25	3:05	26	3:04	27	3:03	28	3:09	29	3:04	30	3:07
	1:05:21 (42)		1:05:39 (42)		1:08:27 (41)		1:11:28 (40)		1:14:33 (39)		1:17:37 (37)		1:20:40 (35)		1:23:49 (32)		1:26:53 (31)		1:30:00 (30)
31	3:05	32	3:07	33	3:10	34	2:57	35	3:03	36	3:05	37	3:08	38	3:14	39	3:06	40	3:05
	1:33:05 (27)		1:36:12 (27)		1:39:22 (25)		1:42:19 (24)		1:45:22 (22)		1:48:27 (20)		1:51:35 (16)		1:54:49 (17)		1:57:55 (16)		2:01:00 (14)
41	3:02	42	3:08	43	3:02		33												
	2:04:02 (11)		2:07:10 (11)		2:10:12 (7)														

8 2618 Titus KIPRUTO										KEN 25 Jun 98 2:10:47									
1	3:07	2	3:11	3	3:05	4	3:10	5	3:02	6	3:00	7	3:12	8	2:56	9	3:02	10	2:53
	3:07 (19)		6:18 (20)		9:23 (15)		12:33 (31)		15:35 (13)		18:35 (14)		21:47 (13)		24:43 (16)		27:45 (11)		30:38 (8)
11	3:16	12	3:09	13	3:04	14	3:06	15	2:58	16	3:13	17	3:08	18	3:00	19	3:08	20	2:59
	33:54 (25)		37:03 (15)		40:07 (15)		43:13 (16)		46:11 (8)		49:24 (9)		52:32 (11)		55:32 (6)		58:40 (6)		1:01:39 (18)
21	3:07	22	17	23	2:46	24	3:08	25	3:07	26	3:01	27	3:02	28	3:08	29	3:06	30	3:00
	1:04:46 (19)		1:05:03 (17)		1:07:49 (7)		1:10:57 (22)		1:14:04 (23)		1:17:05 (7)		1:20:07 (8)		1:23:15 (6)		1:26:21 (5)		1:29:21 (7)
31	2:58	32	3:05	33	2:59	34	2:59	35	3:00	36	3:09	37	3:17	38	3:21	39	3:08	40	3:17
	1:32:19 (8)		1:35:24 (9)		1:38:23 (8)		1:41:22 (8)		1:44:22 (9)		1:47:31 (10)		1:50:48 (11)		1:54:09 (12)		1:57:17 (11)		2:00:34 (9)
41	3:16	42	3:15	43	3:09		33												
	2:03:50 (10)		2:07:05 (10)		2:10:14 (9)														

9 2844 John HAKIZIMANA										RWA 26 Oct 96 2:10:50									
1	3:05	2	3:12	3	3:06	4	3:09	5	3:03	6	2:59	7	3:12	8	2:56	9	3:02	10	2:54
	3:05 (6)		6:17 (7)		9:23 (9)		12:32 (6)		15:35 (7)		18:34 (5)		21:46 (3)		24:42 (5)		27:44 (2)		30:38 (3)
11	3:15	12	3:09	13	3:03	14	3:08	15	2:57	16	3:13	17	3:08	18	3:01	19	3:07	20	2:57
	33:53 (1)		37:02 (2)		40:05 (4)		43:13 (5)		46:10 (3)		49:23 (1)		52:31 (1)		55:32 (2)		58:39 (2)		1:01:36 (2)
21	3:08	22	18	23	2:47	24	3:07	25	3:06	26	3:03	27	3:03	28	3:07	29	3:06	30	3:00
	1:04:44 (2)		1:05:02 (1)		1:07:49 (2)		1:10:56 (5)		1:14:02 (4)		1:17:05 (5)		1:20:08 (9)		1:23:15 (1)		1:26:21 (2)		1:29:21 (4)
31	2:57	32	3:06	33	3:00	34	3:00	35	3:12	36	3:06	37	3:17	38	3:18	39	3:08	40	3:09
	1:32:18 (7)		1:35:24 (10)		1:38:24 (10)		1:41:24 (11)		1:44:36 (12)		1:47:42 (13)		1:50:59 (13)		1:54:17 (13)		1:57:25 (13)		2:00:34 (10)
41	3:16	42	3:14	43	3:09		37												
	2:03:50 (9)		2:07:04 (9)		2:10:13 (8)														

RACE ANALYSIS
Marathon Men

10 2508 Daniele MEUCCI ITA 7 Oct 85 **2:11:06** SB

1	3:11	2	3:10	3	3:04	4	3:11	5	3:08	6	3:03	7	3:05	8	2:57	9	3:01	10	3:02
	3:11 (61)		6:21 (65)		9:25 (49)		12:36 (62)		15:44 (61)		18:47 (52)		21:52 (49)		24:49 (37)		27:50 (40)		30:52 (38)
11	3:03	12	3:08	13	3:05	14	3:08	15	3:07	16	3:05	17	3:10	18	3:03	19	3:02	20	3:06
	33:55 (38)		37:03 (17)		40:08 (35)		43:16 (35)		46:23 (39)		49:28 (38)		52:38 (38)		55:41 (38)		58:43 (32)		1:01:49 (33)
21	3:02	22	18	23	2:45	24	3:02	25	3:08	26	3:08	27	3:07	28	3:09	29	3:03	30	3:08
	1:04:51 (32)		1:05:09 (33)		1:07:54 (31)		1:10:56 (4)		1:14:04 (17)		1:17:12 (27)		1:20:19 (26)		1:23:28 (23)		1:26:31 (22)		1:29:39 (22)
31	3:07	32	3:05	33	3:07	34	3:01	35	3:02	36	3:10	37	3:10	38	3:12	39	3:10	40	3:13
	1:32:46 (22)		1:35:51 (21)		1:38:58 (20)		1:41:59 (18)		1:45:01 (16)		1:48:11 (15)		1:51:21 (15)		1:54:33 (14)		1:57:43 (14)		2:00:56 (13)
41	3:11	42	3:13	43	3:13		33												
	2:04:07 (13)		2:07:20 (12)		2:10:33 (11)														

11 2494 Yohanes CHIAPPINELLI ITA 18 Aug 97 **2:11:12**

1	3:08	2	3:10	3	3:06	4	3:09	5	3:04	6	3:05	7	3:08	8	2:59	9	2:59	10	3:01
	3:08 (30)		6:18 (28)		9:24 (26)		12:33 (29)		15:37 (34)		18:42 (30)		21:50 (38)		24:49 (36)		27:48 (36)		30:49 (34)
11	3:04	12	3:10	13	3:04	14	3:06	15	3:02	16	3:09	17	3:09	18	3:01	19	3:07	20	3:01
	33:53 (9)		37:03 (10)		40:07 (14)		43:13 (18)		46:15 (23)		49:24 (21)		52:33 (22)		55:34 (28)		58:41 (28)		1:01:42 (23)
21	3:04	22	18	23	2:46	24	3:06	25	3:07	26	3:02	27	3:01	28	3:09	29	3:07	30	3:03
	1:04:46 (22)		1:05:04 (21)		1:07:50 (11)		1:10:56 (1)		1:14:03 (10)		1:17:05 (1)		1:20:06 (1)		1:23:15 (8)		1:26:22 (15)		1:29:25 (19)
31	3:05	32	3:02	33	3:03	34	3:01	35	3:00	36	3:06	37	3:07	38	3:12	39	3:07	40	3:13
	1:32:30 (18)		1:35:32 (15)		1:38:35 (14)		1:41:36 (13)		1:44:36 (13)		1:47:42 (12)		1:50:49 (12)		1:54:01 (10)		1:57:08 (9)		2:00:21 (8)
41	3:12	42	3:19	43	3:37		43												
	2:03:33 (7)		2:06:52 (8)		2:10:29 (10)														

12 2599 Ichitaka YAMASHITA JPN 29 Jul 97 **2:11:19**

1	3:09	2	3:11	3	3:05	4	3:10	5	3:07	6	3:06	7	3:05	8	3:00	9	3:00	10	3:01
	3:09 (48)		6:20 (57)		9:25 (60)		12:35 (56)		15:42 (53)		18:48 (55)		21:53 (51)		24:53 (48)		27:53 (45)		30:54 (40)
11	3:01	12	3:09	13	3:05	14	3:06	15	3:02	16	3:08	17	3:10	18	2:58	19	3:08	20	2:58
	33:55 (39)		37:04 (34)		40:09 (37)		43:15 (32)		46:17 (29)		49:25 (28)		52:35 (31)		55:33 (26)		58:41 (24)		1:01:39 (19)
21	3:05	22	18	23	2:48	24	3:07	25	3:07	26	3:03	27	3:01	28	3:07	29	3:06	30	3:01
	1:04:44 (1)		1:05:02 (2)		1:07:50 (14)		1:10:57 (18)		1:14:04 (22)		1:17:07 (17)		1:20:08 (13)		1:23:15 (9)		1:26:21 (4)		1:29:22 (12)
31	2:57	32	3:04	33	3:00	34	2:59	35	2:59	36	3:04	37	3:06	38	3:09	39	3:01	40	3:11
	1:32:19 (9)		1:35:23 (1)		1:38:23 (7)		1:41:22 (9)		1:44:21 (8)		1:47:25 (8)		1:50:31 (7)		1:53:40 (7)		1:56:41 (6)		1:59:52 (5)
41	3:17	42	3:39	43	3:49		42												
	2:03:09 (5)		2:06:48 (7)		2:10:37 (12)														

13 3022 Zach PANNING USA 29 Mar 95 **2:11:21** SB

1	3:10	2	3:09	3	3:05	4	3:10	5	3:06	6	3:08	7	3:08	8	3:04	9	3:04	10	3:02
	3:10 (49)		6:19 (39)		9:24 (40)		12:34 (43)		15:40 (48)		18:48 (54)		21:56 (54)		25:00 (55)		28:04 (54)		31:06 (49)
11	3:06	12	3:07	13	3:01	14	3:06	15	3:05	16	3:08	17	3:11	18	3:04	19	3:05	20	3:03
	34:12 (48)		37:19 (48)		40:20 (46)		43:26 (45)		46:31 (43)		49:39 (42)		52:50 (42)		55:54 (40)		58:59 (40)		1:02:02 (39)
21	3:05	22	18	23	2:47	24	3:02	25	3:04	26	3:05	27	3:07	28	3:10	29	3:03	30	3:05
	1:05:07 (40)		1:05:25 (39)		1:08:12 (38)		1:11:14 (37)		1:14:18 (35)		1:17:23 (33)		1:20:30 (32)		1:23:40 (28)		1:26:43 (28)		1:29:48 (25)
31	3:03	32	3:07	33	3:09	34	3:04	35	3:04	36	3:09	37	3:11	38	3:13	39	3:09	40	3:12
	1:32:51 (25)		1:35:58 (24)		1:39:07 (24)		1:42:11 (21)		1:45:15 (21)		1:48:24 (18)		1:51:35 (17)		1:54:48 (16)		1:57:57 (17)		2:01:09 (16)
41	3:10	42	3:12	43	3:14		36												
	2:04:19 (16)		2:07:31 (14)		2:10:45 (13)														

14 2616 Timothy KIPLAGAT KEN 18 Sep 93 **2:11:25**

1	3:05	2	3:12	3	3:06	4	3:09	5	3:04	6	2:59	7	3:12	8	2:56	9	3:02	10	2:50
	3:05 (4)		6:17 (8)		9:23 (12)		12:32 (8)		15:36 (24)		18:35 (20)		21:47 (21)		24:43 (12)		27:45 (7)		30:35 (1)
11	3:19	12	3:09	13	3:03	14	3:06	15	3:00	16	3:12	17	3:09	18	2:59	19	3:07	20	2:57
	33:54 (22)		37:03 (20)		40:06 (13)		43:12 (1)		46:12 (12)		49:24 (18)		52:33 (20)		55:32 (4)		58:39 (4)		1:01:36 (1)
21	3:09	22	18	23	2:47	24	3:07	25	3:05	26	3:03	27	3:04	28	3:06	29	3:06	30	2:59
	1:04:45 (12)		1:05:03 (11)		1:07:50 (15)		1:10:57 (11)		1:14:02 (1)		1:17:05 (8)		1:20:09 (16)		1:23:15 (3)		1:26:21 (1)		1:29:20 (1)
31	2:55	32	3:08	33	2:56	34	2:56	35	3:05	36	3:10	37	3:12	38	3:26	39	3:13	40	3:22
	1:32:15 (5)		1:35:23 (8)		1:38:19 (4)		1:41:15 (5)		1:44:20 (7)		1:47:30 (9)		1:50:42 (10)		1:54:08 (11)		1:57:21 (12)		2:00:43 (12)
41	3:20	42	3:24	43	3:24		34												
	2:04:03 (12)		2:07:27 (13)		2:10:51 (14)														

RACE ANALYSIS
Marathon Men

15 2395 Haftom WELDAY										GER		13 Mar 90		2:11:25					
1	3:08	2	3:10	3	3:06	4	3:10	5	3:04	6	3:04	7	3:07	8	2:57	9	3:00	10	3:01
	3:08 (35)		6:18 (30)		9:24 (36)		12:34 (44)		15:38 (44)		18:42 (35)		21:49 (31)		24:46 (28)		27:46 (24)		30:47 (30)
11	3:07	12	3:10	13	3:04	14	3:07	15	3:03	16	3:07	17	3:08	18	3:00	19	3:08	20	3:02
	33:54 (31)		37:04 (29)		40:08 (29)		43:15 (28)		46:18 (30)		49:25 (26)		52:33 (23)		55:33 (25)		58:41 (23)		1:01:43 (25)
21	3:03	22	18	23	2:47	24	3:05	25	3:06	26	3:06	27	3:08	28	3:12	29	3:03	30	3:09
	1:04:46 (29)		1:05:04 (28)		1:07:51 (26)		1:10:56 (2)		1:14:02 (2)		1:17:08 (19)		1:20:16 (25)		1:23:28 (24)		1:26:31 (24)		1:29:40 (24)
31	3:07	32	3:04	33	3:08	34	3:04	35	3:11	36	3:14	37	3:14	38	3:18	39	3:09	40	3:14
	1:32:47 (24)		1:35:51 (22)		1:38:59 (21)		1:42:03 (19)		1:45:14 (19)		1:48:28 (21)		1:51:42 (20)		1:55:00 (19)		1:58:09 (18)		2:01:23 (17)
41	3:11	42	3:10	43	3:10		31												
	2:04:34 (17)		2:07:44 (17)		2:10:54 (15)														

16 3052 Isaac MPOFU										ZIM		20 Aug 88		2:11:33		SB			
1	3:07	2	3:11	3	3:05	4	3:10	5	3:02	6	3:00	7	3:12	8	2:57	9	3:01	10	2:57
	3:07 (20)		6:18 (22)		9:23 (17)		12:33 (18)		15:35 (11)		18:35 (19)		21:47 (19)		24:44 (21)		27:45 (21)		30:42 (18)
11	3:11	12	3:10	13	3:04	14	3:06	15	3:00	16	3:11	17	3:08	18	3:01	19	3:07	20	2:57
	33:53 (16)		37:03 (13)		40:07 (19)		43:13 (14)		46:13 (16)		49:24 (10)		52:32 (14)		55:33 (19)		58:40 (14)		1:01:37 (9)
21	3:08	22	18	23	2:46	24	3:08	25	3:06	26	3:03	27	3:02	28	3:08	29	3:06	30	3:02
	1:04:45 (14)		1:05:03 (16)		1:07:49 (9)		1:10:57 (8)		1:14:03 (15)		1:17:06 (11)		1:20:08 (15)		1:23:16 (18)		1:26:22 (12)		1:29:24 (18)
31	3:02	32	3:04	33	3:10	34	3:07	35	3:07	36	3:08	37	3:15	38	3:17	39	3:10	40	3:17
	1:32:26 (15)		1:35:30 (14)		1:38:40 (15)		1:41:47 (15)		1:44:54 (14)		1:48:02 (14)		1:51:17 (14)		1:54:34 (15)		1:57:44 (15)		2:01:01 (15)
41	3:15	42	3:16	43	3:23		38												
	2:04:16 (15)		2:07:32 (15)		2:10:55 (16)														

17 2274 Tsegaye GETACHEW										ETH		30 Nov 96		2:11:56					
1	3:07	2	3:11	3	3:06	4	3:09	5	3:02	6	3:00	7	3:12	8	2:56	9	3:02	10	2:54
	3:07 (26)		6:18 (22)		9:24 (33)		12:33 (36)		15:35 (15)		18:35 (12)		21:47 (15)		24:43 (14)		27:45 (13)		30:39 (12)
11	3:15	12	3:09	13	3:03	14	3:07	15	2:59	16	3:12	17	3:09	18	2:59	19	3:09	20	2:56
	33:54 (23)		37:03 (14)		40:06 (12)		43:13 (19)		46:12 (14)		49:24 (20)		52:33 (21)		55:32 (16)		58:41 (20)		1:01:37 (8)
21	3:08	22	18	23	2:46	24	3:08	25	3:06	26	3:02	27	3:02	28	3:09	29	3:06	30	2:59
	1:04:45 (16)		1:05:03 (18)		1:07:49 (3)		1:10:57 (10)		1:14:03 (9)		1:17:05 (3)		1:20:07 (5)		1:23:16 (10)		1:26:22 (13)		1:29:21 (6)
31	2:54	32	3:08	33	2:57	34	2:56	35	2:58	36	3:01	37	3:15	38	3:22	39	3:20	40	3:27
	1:32:15 (16)		1:35:23 (7)		1:38:20 (6)		1:41:16 (6)		1:44:14 (6)		1:47:15 (6)		1:50:30 (6)		1:53:52 (8)		1:57:12 (10)		2:00:39 (11)
41	3:29	42	3:34	43	3:35		39												
	2:04:08 (14)		2:07:42 (16)		2:11:17 (17)														

18 2307 Mehdi FRÈRE										FRA		27 Jul 96		2:11:59					
1	3:09	2	3:10	3	3:05	4	3:09	5	3:04	6	3:05	7	3:08	8	2:59	9	3:00	10	3:01
	3:09 (43)		6:19 (41)		9:24 (37)		12:33 (28)		15:37 (39)		18:42 (32)		21:50 (40)		24:49 (40)		27:49 (38)		30:50 (36)
11	3:04	12	3:10	13	3:03	14	3:07	15	3:02	16	3:08	17	3:09	18	3:00	19	3:08	20	3:03
	33:54 (30)		37:04 (37)		40:07 (25)		43:14 (22)		46:16 (27)		49:24 (22)		52:33 (24)		55:33 (24)		58:41 (27)		1:01:44 (28)
21	3:02	22	18	23	2:48	24	3:05	25	3:07	26	3:06	27	3:03	28	3:03	29	3:05	30	3:02
	1:04:46 (27)		1:05:04 (27)		1:07:52 (29)		1:10:57 (16)		1:14:04 (21)		1:17:10 (23)		1:20:13 (21)		1:23:16 (14)		1:26:21 (7)		1:29:23 (16)
31	3:05	32	3:05	33	3:11	34	3:10	35	3:07	36	3:16	37	3:18	38	3:22	39	3:14	40	3:22
	1:32:28 (17)		1:35:33 (16)		1:38:44 (16)		1:41:54 (16)		1:45:01 (17)		1:48:17 (16)		1:51:35 (18)		1:54:57 (18)		1:58:11 (19)		2:01:33 (18)
41	3:20	42	3:17	43	3:14		35												
	2:04:53 (18)		2:08:10 (18)		2:11:24 (18)														

19 2149 Rory LINKLETTER										CAN		12 Aug 96		2:12:16		SB			
1	3:10	2	3:10	3	3:06	4	3:08	5	3:10	6	3:09	7	3:11	8	3:03	9	3:10	10	3:07
	3:10 (55)		6:20 (49)		9:26 (64)		12:34 (46)		15:44 (64)		18:53 (65)		22:04 (64)		25:07 (61)		28:17 (62)		31:24 (60)
11	3:11	12	3:11	13	3:07	14	3:07	15	3:14	16	3:11	17	3:08	18	3:02	19	3:06	20	3:03
	34:35 (59)		37:46 (59)		40:53 (59)		44:00 (58)		47:14 (57)		50:25 (59)		53:33 (56)		56:35 (54)		59:41 (53)		1:02:44 (50)
21	3:04	22	18	23	2:49	24	3:03	25	3:03	26	3:08	27	3:05	28	3:06	29	3:01	30	3:05
	1:05:48 (47)		1:06:06 (46)		1:08:55 (44)		1:11:58 (44)		1:15:01 (43)		1:18:09 (43)		1:21:14 (41)		1:24:20 (39)		1:27:21 (37)		1:30:26 (35)
31	3:06	32	3:06	33	3:11	34	3:07	35	3:07	36	3:13	37	3:11	38	3:15	39	3:11	40	3:16
	1:33:32 (34)		1:36:38 (31)		1:39:49 (31)		1:42:56 (28)		1:46:03 (26)		1:49:16 (26)		1:52:27 (23)		1:55:42 (23)		1:58:53 (22)		2:02:09 (21)
41	3:10	42	3:13	43	3:09		35												
	2:05:19 (19)		2:08:32 (19)		2:11:41 (19)														

RACE ANALYSIS
Marathon Men

20 2483 Haimro ALAME										ISR		8 Jun 90		2:12:32					
1	3:12	2	3:09	3	3:04	4	3:11	5	3:07	6	3:05	7	3:03	8	2:59	9	2:58	10	2:59
	3:12 (78)		6:21 (71)		9:25 (51)		12:36 (66)		15:43 (58)		18:48 (56)		21:51 (47)		24:50 (42)		27:48 (34)		30:47 (31)
11	3:07	12	3:10	13	3:04	14	3:07	15	3:04	16	3:06	17	3:11	18	3:04	19	3:04	20	3:08
	33:54 (36)		37:04 (36)		40:08 (33)		43:15 (33)		46:19 (32)		49:25 (32)		52:36 (33)		55:40 (34)		58:44 (36)		1:01:52 (36)
21	3:11	22	18	23	2:48	24	3:05	25	3:04	26	3:10	27	3:12	28	3:09	29	3:05	30	3:06
	1:05:03 (36)		1:05:21 (36)		1:08:09 (36)		1:11:14 (36)		1:14:18 (36)		1:17:28 (35)		1:20:40 (34)		1:23:49 (33)		1:26:54 (32)		1:30:00 (31)
31	3:09	32	3:17	33	3:16	34	3:11	35	3:10	36	3:17	37	3:17	38	3:17	39	3:12	40	3:15
	1:33:09 (28)		1:36:26 (28)		1:39:42 (29)		1:42:53 (27)		1:46:03 (28)		1:49:20 (27)		1:52:37 (25)		1:55:54 (25)		1:59:06 (25)		2:02:21 (23)
41	3:13	42	3:11	43	3:13	34													
	2:05:34 (22)		2:08:45 (21)		2:11:58 (20)														

21 2255 Tariku NOVALES										ESP		8 Mar 98		2:12:39		SB			
1	3:05	2	3:12	3	3:06	4	3:10	5	3:03	6	3:06	7	3:08	8	3:00	9	3:02	10	3:04
	3:05 (5)		6:17 (11)		9:23 (21)		12:33 (16)		15:36 (25)		18:42 (29)		21:50 (35)		24:50 (43)		27:52 (43)		30:56 (44)
11	3:00	12	3:09	13	3:05	14	3:13	15	3:05	16	3:06	17	3:10	18	3:04	19	3:08	20	3:06
	33:56 (40)		37:05 (42)		40:10 (41)		43:23 (44)		46:28 (41)		49:34 (40)		52:44 (39)		55:48 (39)		58:56 (39)		1:02:02 (40)
21	3:03	22	17	23	2:47	24	3:04	25	3:03	26	3:08	27	3:05	28	3:11	29	3:08	30	3:12
	1:05:05 (38)		1:05:22 (38)		1:08:09 (35)		1:11:13 (35)		1:14:16 (33)		1:17:24 (34)		1:20:29 (31)		1:23:40 (29)		1:26:48 (29)		1:30:00 (29)
31	3:13	32	3:14	33	3:15	34	3:11	35	3:10	36	3:13	37	3:14	38	3:21	39	3:14	40	3:16
	1:33:13 (29)		1:36:27 (29)		1:39:42 (28)		1:42:53 (26)		1:46:03 (27)		1:49:16 (25)		1:52:30 (24)		1:55:51 (24)		1:59:05 (24)		2:02:21 (22)
41	3:17	42	3:16	43	3:08	37													
	2:05:38 (23)		2:08:54 (22)		2:12:02 (21)														

22 2251 Ayad LAMDASSEM										ESP		11 Oct 81		2:12:59					
1	3:05	2	3:12	3	3:06	4	3:09	5	3:03	6	3:01	7	3:11	8	2:59	9	3:01	10	2:58
	3:05 (3)		6:17 (5)		9:23 (7)		12:32 (11)		15:35 (14)		18:36 (23)		21:47 (20)		24:46 (26)		27:47 (31)		30:45 (26)
11	3:09	12	3:11	13	3:05	14	3:07	15	3:05	16	3:06	17	3:09	18	3:02	19	3:05	20	3:02
	33:54 (37)		37:05 (38)		40:10 (42)		43:17 (39)		46:22 (38)		49:28 (37)		52:37 (36)		55:39 (33)		58:44 (37)		1:01:46 (30)
21	3:00	22	17	23	2:47	24	3:07	25	3:06	26	3:06	27	3:00	28	3:07	29	3:06	30	3:04
	1:04:46 (17)		1:05:03 (14)		1:07:50 (18)		1:10:57 (9)		1:14:03 (14)		1:17:09 (21)		1:20:09 (17)		1:23:16 (21)		1:26:22 (19)		1:29:26 (20)
31	3:07	32	3:05	33	3:09	34	3:09	35	3:12	36	3:21	37	3:22	38	3:23	39	3:18	40	3:24
	1:32:33 (20)		1:35:38 (19)		1:38:47 (17)		1:41:56 (17)		1:45:08 (18)		1:48:29 (22)		1:51:51 (22)		1:55:14 (21)		1:58:32 (20)		2:01:56 (19)
41	3:25	42	3:23	43	3:32	43													
	2:05:21 (20)		2:08:44 (20)		2:12:16 (22)														

23 2735 Sondre Nordstad MOEN										NOR		12 Jan 91		2:13:12					
1	3:06	2	3:11	3	3:06	4	3:10	5	3:02	6	2:59	7	3:13	8	2:56	9	3:02	10	2:58
	3:06 (15)		6:17 (6)		9:23 (10)		12:33 (15)		15:35 (9)		18:34 (11)		21:47 (12)		24:43 (19)		27:45 (18)		30:43 (21)
11	3:10	12	3:09	13	3:04	14	3:07	15	3:00	16	3:10	17	3:09	18	3:00	19	3:08	20	3:01
	33:53 (6)		37:02 (7)		40:06 (6)		43:13 (12)		46:13 (18)		49:23 (7)		52:32 (12)		55:32 (14)		58:40 (16)		1:01:41 (22)
21	3:05	22	18	23	2:47	24	3:06	25	3:08	26	3:07	27	3:03	28	3:13	29	3:03	30	3:08
	1:04:46 (24)		1:05:04 (24)		1:07:51 (27)		1:10:57 (19)		1:14:05 (30)		1:17:12 (26)		1:20:15 (24)		1:23:28 (22)		1:26:31 (23)		1:29:39 (23)
31	3:07	32	3:05	33	3:08	34	3:06	35	3:09	36	3:13	37	3:15	38	3:26	39	3:25	40	3:29
	1:32:46 (23)		1:35:51 (23)		1:38:59 (22)		1:42:05 (20)		1:45:14 (20)		1:48:27 (19)		1:51:42 (19)		1:55:08 (20)		1:58:33 (21)		2:02:02 (20)
41	3:25	42	3:30	43	3:34	41													
	2:05:27 (21)		2:08:57 (23)		2:12:31 (23)														

24 2239 Ibrahim CHAKIR										ESP		4 Sep 94		2:13:44					
1	3:06	2	3:11	3	3:06	4	3:09	5	3:04	6	3:01	7	3:11	8	2:58	9	3:00	10	3:00
	3:06 (17)		6:17 (14)		9:23 (8)		12:32 (13)		15:36 (19)		18:37 (25)		21:48 (24)		24:46 (27)		27:46 (30)		30:46 (27)
11	3:07	12	3:11	13	3:03	14	3:09	15	3:04	16	3:05	17	3:10	18	2:59	19	3:07	20	3:04
	33:53 (4)		37:04 (28)		40:07 (24)		43:16 (34)		46:20 (34)		49:25 (34)		52:35 (30)		55:34 (30)		58:41 (26)		1:01:45 (29)
21	3:03	22	18	23	2:49	24	3:03	25	3:07	26	3:07	27	3:07	28	3:14	29	3:06	30	3:09
	1:04:48 (31)		1:05:06 (31)		1:07:55 (32)		1:10:58 (29)		1:14:05 (28)		1:17:12 (28)		1:20:19 (27)		1:23:33 (27)		1:26:39 (25)		1:29:48 (26)
31	3:11	32	3:12	33	3:16	34	3:10	35	3:14	36	3:20	37	3:26	38	3:28	39	3:19	40	3:27
	1:32:59 (26)		1:36:11 (26)		1:39:27 (26)		1:42:37 (25)		1:45:51 (24)		1:49:11 (24)		1:52:37 (26)		1:56:05 (26)		1:59:24 (26)		2:02:51 (24)
41	3:25	42	3:25	43	3:25	38													
	2:06:16 (24)		2:09:41 (24)		2:13:06 (24)														

RACE ANALYSIS
Marathon Men
25 2658 Mohamed Reda EL AARABY

 MAR 12 Nov 89 **2:13:55** SB

1	3:08	2	3:12	3	3:04	4	3:10	5	3:07	6	3:06	7	3:06	8	3:04	9	3:07	10	3:03
	3:08 (34)		6:20 (53)		9:24 (43)		12:34 (47)		15:41 (51)		18:47 (53)		21:53 (53)		24:57 (53)		28:04 (51)		31:07 (50)
11	3:05	12	3:07	13	3:02	14	3:05	15	3:05	16	3:08	17	3:12	18	3:04	19	3:05	20	3:06
	34:12 (49)		37:19 (49)		40:21 (47)		43:26 (46)		46:31 (44)		49:39 (43)		52:51 (43)		55:55 (41)		59:00 (41)		1:02:06 (41)
21	3:10	22	18	23	2:51	24	3:04	25	3:04	26	3:06	27	3:10	28	3:09	29	3:07	30	3:11
	1:05:16 (41)		1:05:34 (41)		1:08:25 (40)		1:11:29 (41)		1:14:33 (41)		1:17:39 (38)		1:20:49 (38)		1:23:58 (36)		1:27:05 (34)		1:30:16 (34)
31	3:13	32	3:11	33	3:14	34	3:09	35	3:17	36	3:15	37	3:18	38	3:26	39	3:21	40	3:27
	1:33:29 (33)		1:36:40 (34)		1:39:54 (33)		1:43:03 (30)		1:46:20 (29)		1:49:35 (28)		1:52:53 (28)		1:56:19 (27)		1:59:40 (27)		2:03:07 (26)
41	3:24	42	3:22	43	3:25		37												
	2:06:31 (25)		2:09:53 (25)		2:13:18 (25)														

26 2383 Johannes MOTSCHMANN

 GER 3 Aug 94 **2:14:19**

1	3:09	2	3:11	3	3:05	4	3:10	5	3:09	6	3:10	7	3:10	8	3:04	9	3:09	10	3:08
	3:09 (45)		6:20 (50)		9:25 (63)		12:35 (57)		15:44 (65)		18:54 (66)		22:04 (65)		25:08 (66)		28:17 (65)		31:25 (61)
11	3:10	12	3:12	13	3:06	14	3:08	15	3:13	16	3:10	17	3:13	18	3:10	19	3:10	20	3:08
	34:35 (61)		37:47 (62)		40:53 (60)		44:01 (61)		47:14 (60)		50:24 (57)		53:37 (58)		56:47 (59)		59:57 (57)		1:03:05 (55)
21	3:14	22	18	23	2:52	24	3:08	25	3:06	26	3:06	27	3:10	28	3:17	29	3:09	30	3:11
	1:06:19 (57)		1:06:37 (57)		1:09:29 (53)		1:12:37 (52)		1:15:43 (50)		1:18:49 (48)		1:21:59 (45)		1:25:16 (42)		1:28:25 (40)		1:31:36 (39)
31	3:10	32	3:12	33	3:14	34	3:10	35	3:10	36	3:17	37	3:20	38	3:20	39	3:15	40	3:23
	1:34:46 (38)		1:37:58 (38)		1:41:12 (37)		1:44:22 (34)		1:47:32 (33)		1:50:49 (32)		1:54:09 (32)		1:57:29 (31)		2:00:44 (31)		2:04:07 (30)
41	3:15	42	3:17	43	3:07		33												
	2:07:22 (28)		2:10:39 (27)		2:13:46 (26)														

27 2662 Mustapha HOUDADI

 MAR 5 Aug 86 **2:14:30**

1	3:09	2	3:12	3	3:06	4	3:09	5	3:07	6	3:07	7	3:09	8	3:04	9	3:06	10	3:04
	3:09 (40)		6:21 (66)		9:27 (69)		12:36 (64)		15:43 (60)		18:50 (59)		21:59 (58)		25:03 (57)		28:09 (57)		31:13 (56)
11	3:05	12	3:07	13	3:05	14	3:05	15	3:06	16	3:09	17	3:10	18	3:03	19	3:05	20	3:07
	34:18 (51)		37:25 (50)		40:30 (50)		43:35 (51)		46:41 (50)		49:50 (48)		53:00 (46)		56:03 (45)		59:08 (42)		1:02:15 (43)
21	3:06	22	18	23	2:48	24	3:02	25	3:04	26	3:08	27	3:08	28	3:09	29	3:07	30	3:10
	1:05:21 (43)		1:05:39 (43)		1:08:27 (42)		1:11:29 (42)		1:14:33 (40)		1:17:41 (40)		1:20:49 (37)		1:23:58 (35)		1:27:05 (33)		1:30:15 (33)
31	3:13	32	3:11	33	3:15	34	3:09	35	3:19	36	3:25	37	3:24	38	3:31	39	3:20	40	3:30
	1:33:28 (32)		1:36:39 (33)		1:39:54 (32)		1:43:03 (29)		1:46:22 (31)		1:49:47 (29)		1:53:11 (29)		1:56:42 (29)		2:00:02 (29)		2:03:32 (27)
41	3:25	42	3:27	43	3:29		37												
	2:06:57 (26)		2:10:24 (26)		2:13:53 (27)														

28 2154 Ben PREISNER

 CAN 22 Mar 96 **2:15:02** SB

1	3:12	2	3:12	3	3:11	4	3:11	5	3:14	6	3:12	7	3:14	8	3:12	9	3:13	10	3:11
	3:12 (77)		6:24 (83)		9:35 (82)		12:46 (82)		16:00 (80)		19:12 (76)		22:26 (76)		25:38 (76)		28:51 (75)		32:02 (74)
11	3:13	12	3:13	13	3:11	14	3:12	15	3:15	16	3:15	17	3:16	18	3:08	19	3:14	20	3:12
	35:15 (75)		38:28 (74)		41:39 (73)		44:51 (73)		48:06 (73)		51:21 (72)		54:37 (70)		57:45 (70)		1:00:59 (68)		1:04:11 (68)
21	3:14	22	18	23	2:56	24	3:12	25	3:11	26	3:15	27	3:16	28	3:18	29	3:13	30	3:14
	1:07:25 (67)		1:07:43 (67)		1:10:39 (66)		1:13:51 (64)		1:17:02 (63)		1:20:17 (62)		1:23:33 (61)		1:26:51 (54)		1:30:04 (54)		1:33:18 (53)
31	3:14	32	3:15	33	3:11	34	3:09	35	3:09	36	3:10	37	3:14	38	3:13	39	3:05	40	3:05
	1:36:32 (51)		1:39:47 (51)		1:42:58 (49)		1:46:07 (44)		1:49:16 (44)		1:52:26 (40)		1:55:40 (40)		1:58:53 (38)		2:01:58 (34)		2:05:03 (32)
41	3:07	42	3:09	43	3:09		34												
	2:08:10 (32)		2:11:19 (29)		2:14:28 (28)														

29 2111 Johnatas DE OLIVEIRA

 BRA 18 Sep 90 **2:15:13**

1	3:11	2	3:09	3	3:04	4	3:10	5	3:06	6	3:02	7	3:07	8	2:56	9	3:00	10	2:59
	3:11 (59)		6:20 (58)		9:24 (41)		12:34 (37)		15:40 (49)		18:42 (39)		21:49 (27)		24:45 (24)		27:45 (19)		30:44 (25)
11	3:09	12	3:11	13	3:03	14	3:07	15	3:03	16	3:08	17	3:09	18	3:00	19	3:08	20	3:04
	33:53 (14)		37:04 (31)		40:07 (27)		43:14 (26)		46:17 (28)		49:25 (24)		52:34 (26)		55:34 (29)		58:42 (30)		1:01:46 (31)
21	3:00	22	18	23	2:47	24	3:07	25	3:08	26	3:11	27	3:10	28	3:14	29	3:08	30	3:12
	1:04:46 (28)		1:05:04 (29)		1:07:51 (24)		1:10:58 (30)		1:14:06 (31)		1:17:17 (32)		1:20:27 (30)		1:23:41 (30)		1:26:49 (30)		1:30:01 (32)
31	3:13	32	3:15	33	3:16	34	3:18	35	3:18	36	3:27	37	3:30	38	3:34	39	3:32	40	3:33
	1:33:14 (30)		1:36:29 (30)		1:39:45 (30)		1:43:03 (31)		1:46:21 (30)		1:49:48 (30)		1:53:18 (30)		1:56:52 (30)		2:00:24 (30)		2:03:57 (29)
41	3:30	42	3:30	43	3:36		40												
	2:07:27 (29)		2:10:57 (28)		2:14:33 (29)														

RACE ANALYSIS
Marathon Men

30 2147 Justin KENT										CAN		30 Apr 92		2:15:26					
1	3:12	2	3:12	3	3:11	4	3:11	5	3:14	6	3:12	7	3:14	8	3:12	9	3:13	10	3:11
	3:12 (76)		6:24 (82)		9:35 (81)		12:46 (81)		16:00 (82)		19:12 (75)		22:26 (75)		25:38 (75)		28:51 (76)		32:02 (75)
11	3:13	12	3:13	13	3:10	14	3:13	15	3:15	16	3:15	17	3:16	18	3:08	19	3:14	20	3:12
	35:15 (74)		38:28 (73)		41:38 (72)		44:51 (72)		48:06 (72)		51:21 (71)		54:37 (71)		57:45 (71)		1:00:59 (69)		1:04:11 (67)
21	3:14	22	18	23	2:56	24	3:12	25	3:11	26	3:15	27	3:16	28	3:18	29	3:12	30	3:15
	1:07:25 (66)		1:07:43 (66)		1:10:39 (67)		1:13:51 (63)		1:17:02 (62)		1:20:17 (61)		1:23:33 (59)		1:26:51 (55)		1:30:03 (53)		1:33:18 (52)
31	3:14	32	3:14	33	3:11	34	3:07	35	3:07	36	3:11	37	3:12	38	3:16	39	3:10	40	3:15
	1:36:32 (50)		1:39:46 (50)		1:42:57 (48)		1:46:04 (43)		1:49:11 (43)		1:52:22 (39)		1:55:34 (38)		1:58:50 (34)		2:02:00 (35)		2:05:15 (33)
41	3:13	42	3:13	43	3:11		34												
	2:08:28 (33)		2:11:41 (32)		2:14:52 (30)														

31 2262 Tiidrek NURME										EST		18 Nov 85		2:15:42					
1	3:13	2	3:10	3	3:07	4	3:11	5	3:07	6	3:09	7	3:12	8	3:05	9	3:09	10	3:07
	3:13 (82)		6:23 (81)		9:30 (75)		12:41 (73)		15:48 (72)		18:57 (72)		22:09 (71)		25:14 (69)		28:23 (68)		31:30 (68)
11	3:10	12	3:11	13	3:08	14	3:10	15	3:13	16	3:12	17	3:17	18	3:09	19	3:13	20	3:12
	34:40 (67)		37:51 (66)		40:59 (65)		44:09 (65)		47:22 (65)		50:34 (64)		53:51 (63)		57:00 (63)		1:00:13 (63)		1:03:25 (62)
21	3:11	22	19	23	2:55	24	3:11	25	3:13	26	3:18	27	3:17	28	3:21	29	3:12	30	3:17
	1:06:36 (61)		1:06:55 (61)		1:09:50 (57)		1:13:01 (56)		1:16:14 (56)		1:19:32 (55)		1:22:49 (53)		1:26:10 (52)		1:29:22 (51)		1:32:39 (50)
31	3:15	32	3:13	33	3:15	34	3:13	35	3:13	36	3:19	37	3:21	38	3:23	39	3:14	40	3:19
	1:35:54 (48)		1:39:07 (47)		1:42:22 (43)		1:45:35 (40)		1:48:48 (40)		1:52:07 (37)		1:55:28 (36)		1:58:51 (35)		2:02:05 (36)		2:05:24 (34)
41	3:17	42	3:16	43	3:10		35												
	2:08:41 (34)		2:11:57 (33)		2:15:07 (31)														

32 2681 Jose Luis SANTANA MARIN										MEX		26 Sep 89		2:15:51					
1	3:08	2	3:09	3	3:05	4	3:10	5	3:04	6	3:00	7	3:12	8	2:58	9	3:03	10	2:59
	3:08 (29)		6:17 (12)		9:22 (2)		12:32 (3)		15:36 (21)		18:36 (24)		21:48 (23)		24:46 (29)		27:49 (39)		30:48 (33)
11	3:06	12	3:08	13	3:03	14	3:07	15	3:03	16	3:10	17	3:12	18	3:03	19	3:07	20	3:07
	33:54 (35)		37:02 (1)		40:05 (5)		43:12 (4)		46:15 (25)		49:25 (30)		52:37 (35)		55:40 (37)		58:47 (38)		1:01:54 (38)
21	3:10	22	17	23	2:51	24	3:07	25	3:10	26	3:14	27	3:10	28	3:16	29	3:08	30	3:17
	1:05:04 (37)		1:05:21 (37)		1:08:12 (37)		1:11:19 (38)		1:14:29 (38)		1:17:43 (41)		1:20:53 (39)		1:24:09 (37)		1:27:17 (36)		1:30:34 (37)
31	3:17	32	3:17	33	3:20	34	3:22	35	3:20	36	3:28	37	3:28	38	3:29	39	3:24	40	3:35
	1:33:51 (35)		1:37:08 (35)		1:40:28 (35)		1:43:50 (32)		1:47:10 (32)		1:50:38 (31)		1:54:06 (31)		1:57:35 (32)		2:00:59 (32)		2:04:34 (31)
41	3:30	42	3:32	43	3:34		41												
	2:08:04 (31)		2:11:36 (31)		2:15:10 (32)														

33 2233 Berhane Tsegay TEKLE										ERI		1 Jan 83		2:16:08					
1	3:07	2	3:11	3	3:06	4	3:09	5	3:03	6	2:59	7	3:12	8	2:56	9	3:02	10	2:53
	3:07 (24)		6:18 (24)		9:24 (25)		12:33 (23)		15:36 (20)		18:35 (13)		21:47 (11)		24:43 (13)		27:45 (14)		30:38 (7)
11	3:15	12	3:10	13	3:03	14	3:06	15	2:59	16	3:13	17	3:09	18	3:00	19	3:07	20	3:02
	33:53 (13)		37:03 (11)		40:06 (10)		43:12 (2)		46:11 (5)		49:24 (19)		52:33 (17)		55:33 (18)		58:40 (15)		1:01:42 (24)
21	3:04	22	18	23	2:47	24	3:06	25	3:06	26	3:02	27	3:03	28	3:08	29	3:06	30	3:00
	1:04:46 (23)		1:05:04 (23)		1:07:51 (23)		1:10:57 (21)		1:14:03 (12)		1:17:05 (2)		1:20:08 (11)		1:23:16 (15)		1:26:22 (14)		1:29:22 (11)
31	3:04	32	3:07	33	3:21	34	3:17	35	3:21	36	3:30	37	3:36	38	3:43	39	3:36	40	3:47
	1:32:26 (14)		1:35:33 (17)		1:38:54 (18)		1:42:11 (22)		1:45:32 (23)		1:49:02 (23)		1:52:38 (27)		1:56:21 (28)		1:59:57 (28)		2:03:44 (28)
41	3:44	42	3:57	43	4:00		43												
	2:07:28 (30)		2:11:25 (30)		2:15:25 (33)														

34 2779 Adam NOWICKI										POL		24 Aug 90		2:16:22					
1	3:09	2	3:10	3	3:07	4	3:10	5	3:10	6	3:08	7	3:10	8	3:04	9	3:09	10	3:08
	3:09 (42)		6:19 (44)		9:26 (65)		12:36 (67)		15:46 (69)		18:54 (68)		22:04 (66)		25:08 (63)		28:17 (64)		31:25 (63)
11	3:10	12	3:11	13	3:07	14	3:08	15	3:13	16	3:11	17	3:12	18	3:10	19	3:10	20	3:09
	34:35 (60)		37:46 (61)		40:53 (58)		44:01 (59)		47:14 (59)		50:25 (58)		53:37 (59)		56:47 (57)		59:57 (58)		1:03:06 (57)
21	3:13	22	18	23	2:53	24	3:07	25	3:08	26	3:14	27	3:13	28	3:18	29	3:14	30	3:16
	1:06:19 (55)		1:06:37 (55)		1:09:30 (54)		1:12:37 (53)		1:15:45 (51)		1:18:59 (51)		1:22:12 (49)		1:25:30 (47)		1:28:44 (44)		1:32:00 (42)
31	3:17	32	3:20	33	3:21	34	3:19	35	3:18	36	3:23	37	3:25	38	3:29	39	3:19	40	3:24
	1:35:17 (41)		1:38:37 (40)		1:41:58 (40)		1:45:17 (37)		1:48:35 (36)		1:51:58 (35)		1:55:23 (35)		1:58:52 (36)		2:02:11 (37)		2:05:35 (36)
41	3:24	42	3:23	43	3:22		38												
	2:08:59 (35)		2:12:22 (34)		2:15:44 (34)														

RACE ANALYSIS
Marathon Men

35 2593 Kenya SONOTA										JPN 10 May 93										2:16:40																					
1	3:11	2	3:10	3	3:04	4	3:11	5	3:07	6	3:02	7	3:06	8	3:02	9	3:03	10	3:04	11	3:07	12	3:09	13	3:05	14	3:06	15	3:11	16	3:12	17	3:12	18	3:06	19	3:11	20	3:13		
	3:11 (69)		6:21 (60)		9:25 (56)		12:36 (65)		15:43 (57)		18:45 (47)		21:51 (44)		24:53 (49)		27:56 (48)		31:00 (48)		34:07 (47)		37:16 (47)		40:21 (49)		43:27 (48)		46:38 (48)		49:50 (50)		53:02 (49)		56:08 (49)		59:19 (48)		1:02:32 (46)		
21	3:16	22	19	23	2:58	24	3:12	25	3:12	26	3:14	27	3:15	28	3:22	29	3:16	30	3:21	31	3:20	32	3:20	33	3:21	34	3:21	35	3:24	36	3:25	37	3:28	38	3:32	39	3:22	40	3:27		
	1:05:48 (46)		1:06:07 (47)		1:09:05 (47)		1:12:17 (48)		1:15:29 (46)		1:18:43 (45)		1:21:58 (44)		1:25:20 (44)		1:28:36 (43)		1:31:57 (41)		1:35:17 (40)		1:38:37 (41)		1:41:58 (39)		1:45:19 (38)		1:48:43 (38)		1:52:08 (38)		1:55:36 (39)		1:59:08 (40)		2:02:30 (40)		2:05:57 (38)		
41	3:23	42	3:21	43	3:22		37														2:09:20 (38)		2:12:41 (35)		2:16:03 (35)																

36 2224 Segundo JAMI										ECU 12 May 86										2:16:49																					
1	3:08	2	3:10	3	3:06	4	3:09	5	3:03	6	3:02	7	3:10	8	2:58	9	3:01	10	3:06	11	3:08	12	3:11	13	3:08	14	3:07	15	3:12	16	3:12	17	3:12	18	3:10	19	3:13	20	3:14		
	3:08 (32)		6:18 (33)		9:24 (23)		12:33 (33)		15:36 (27)		18:38 (27)		21:48 (26)		24:46 (30)		27:47 (33)		30:53 (39)		34:01 (44)		37:12 (45)		40:20 (45)		43:27 (49)		46:39 (49)		49:51 (52)		53:03 (52)		56:13 (51)		59:26 (51)		1:02:40 (49)		
21	3:15	22	18	23	2:56	24	3:08	25	3:12	26	3:14	27	3:17	28	3:17	29	3:14	30	3:14	31	3:16	32	3:19	33	3:20	34	3:16	35	3:19	36	3:24	37	3:23	38	3:26	39	3:27	40	3:40		
	1:05:55 (49)		1:06:13 (49)		1:09:09 (48)		1:12:17 (47)		1:15:29 (45)		1:18:43 (46)		1:22:00 (46)		1:25:17 (43)		1:28:31 (42)		1:31:45 (40)		1:35:01 (39)		1:38:20 (39)		1:41:40 (38)		1:44:56 (36)		1:48:15 (35)		1:51:39 (34)		1:55:02 (33)		1:58:28 (33)		2:01:55 (33)		2:05:35 (35)		
41	3:33	42	3:36	43	3:28		37														2:09:08 (36)		2:12:44 (36)		2:16:12 (36)																

37 3053 Ngonidzashe NCUBE										ZIM 12 Jul 86										2:17:02 SB																					
1	3:07	2	3:11	3	3:06	4	3:09	5	3:03	6	3:06	7	3:08	8	3:00	9	3:04	10	3:03	11	3:07	12	3:11	13	3:06	14	3:06	15	3:09	16	3:12	17	3:13	18	3:06	19	3:12	20	3:11		
	3:07 (21)		6:18 (27)		9:24 (27)		12:33 (22)		15:36 (31)		18:42 (31)		21:50 (41)		24:50 (45)		27:54 (47)		30:57 (46)		34:04 (45)		37:15 (46)		40:21 (48)		43:27 (47)		46:36 (47)		49:48 (47)		53:01 (48)		56:07 (48)		59:19 (47)		1:02:30 (44)		
21	3:15	22	19	23	2:57	24	3:13	25	3:16	26	3:15	27	3:20	28	3:23	29	3:17	30	3:18	31	3:19	32	3:21	33	3:24	34	3:15	35	3:20	36	3:21	37	3:26	38	3:26	39	3:23	40	3:29		
	1:05:45 (45)		1:06:04 (45)		1:09:01 (45)		1:12:14 (45)		1:15:30 (47)		1:18:45 (47)		1:22:05 (47)		1:25:28 (45)		1:28:45 (45)		1:32:03 (44)		1:35:22 (42)		1:38:43 (42)		1:42:07 (41)		1:45:22 (39)		1:48:42 (37)		1:52:03 (36)		1:55:29 (37)		1:58:55 (39)		2:02:18 (38)		2:05:47 (37)		
41	3:25	42	3:34	43	3:40		36														2:09:12 (37)		2:12:46 (37)		2:16:26 (37)																

38 2172 Shaohui YANG										CHN 9 Jul 92										2:17:12																					
1	3:10	2	3:09	3	3:05	4	3:08	5	3:04	6	3:08	7	3:07	8	3:03	9	3:10	10	3:08	11	3:06	12	3:08	13	3:04	14	3:07	15	3:17	16	3:14	17	3:16	18	3:11	19	3:11	20	3:11		
	3:10 (51)		6:19 (40)		9:24 (44)		12:32 (2)		15:36 (29)		18:44 (45)		21:51 (46)		24:54 (51)		28:04 (52)		31:12 (54)		34:18 (53)		37:26 (53)		40:30 (52)		43:37 (54)		46:54 (55)		50:08 (55)		53:24 (55)		56:35 (56)		59:46 (55)		1:02:57 (52)		
21	3:15	22	18	23	2:54	24	3:11	25	3:12	26	3:17	27	3:17	28	3:25	29	3:18	30	3:20	31	3:19	32	3:22	33	3:22	34	3:20	35	3:22	36	3:25	37	3:29	38	3:30	39	3:22	40	3:29		
	1:06:12 (53)		1:06:30 (53)		1:09:24 (52)		1:12:35 (51)		1:15:47 (54)		1:19:04 (53)		1:22:21 (51)		1:25:46 (50)		1:29:04 (50)		1:32:24 (46)		1:35:43 (44)		1:39:05 (46)		1:42:27 (45)		1:45:47 (42)		1:49:09 (42)		1:52:34 (41)		1:56:03 (42)		1:59:33 (42)		2:02:55 (41)		2:06:24 (41)		
41	3:25	42	3:25	43	3:23		35														2:09:49 (39)		2:13:14 (38)		2:16:37 (38)																

39 2118 Paulo Roberto PAULA										BRA 8 Jul 79										2:17:18																					
1	3:11	2	3:10	3	3:04	4	3:10	5	3:09	6	3:05	7	3:07	8	3:04	9	3:05	10	3:08	11	3:07	12	3:07	13	3:06	14	3:08	15	3:13	16	3:13	17	3:17	18	3:11	19	3:11	20	3:13		
	3:11 (68)		6:21 (68)		9:25 (55)		12:35 (60)		15:44 (62)		18:49 (58)		21:56 (55)		25:00 (54)		28:05 (55)		31:13 (55)		34:20 (56)		37:27 (56)		40:33 (55)		43:41 (55)		46:54 (54)		50:07 (54)		53:24 (54)		56:35 (55)		59:46 (56)		1:02:59 (53)		
21	3:13	22	18	23	2:54	24	3:11	25	3:12	26	3:18	27	3:17	28	3:23	29	3:18	30	3:21	31	3:20	32	3:21	33	3:22	34	3:19	35	3:23	36	3:26	37	3:28	38	3:30	39	3:23	40	3:27		
	1:06:12 (52)		1:06:30 (52)		1:09:24 (51)		1:12:35 (50)		1:15:47 (53)		1:19:05 (54)		1:22:22 (52)		1:25:45 (49)		1:29:03 (48)		1:32:24 (47)		1:35:44 (45)		1:39:05 (45)		1:42:27 (44)		1:45:46 (41)		1:49:09 (41)		1:52:35 (43)		1:56:03 (41)		1:59:33 (41)		2:02:56 (42)		2:06:23 (40)		
41	3:26	42	3:26	43	3:25		38														2:09:49 (40)		2:13:15 (39)		2:16:40 (39)																

RACE ANALYSIS
Marathon Men
40 2440 Levente SZEMEREI

 HUN 25 Jan 00 **2:17:20**

1	3:12	2	3:10	3	3:11	4	3:12	5	3:13	6	3:16	7	3:18	8	3:10	9	3:14	10	3:11
	3:12 (70)		6:22 (80)		9:33 (80)		12:45 (80)		15:58 (77)		19:14 (77)		22:32 (77)		25:42 (77)		28:56 (77)		32:07 (77)
11	3:13	12	3:12	13	3:11	14	3:11	15	3:17	16	3:17	17	3:22	18	3:11	19	3:15	20	3:14
	35:20 (74)		38:32 (74)		41:43 (75)		44:54 (75)		48:11 (74)		51:28 (74)		54:50 (74)		58:01 (74)		1:01:16 (73)		1:04:30 (72)
21	3:14	22	19	23	2:54	24	3:09	25	3:13	26	3:17	27	3:21	28	3:21	29	3:14	30	3:14
	1:07:44 (72)		1:08:03 (71)		1:10:57 (68)		1:14:06 (67)		1:17:19 (66)		1:20:36 (66)		1:23:57 (63)		1:27:18 (61)		1:30:32 (58)		1:33:46 (57)
31	3:15	32	3:18	33	3:17	34	3:12	35	3:16	36	3:21	37	3:23	38	3:24	39	3:21	40	3:24
	1:37:01 (55)		1:40:19 (55)		1:43:36 (53)		1:46:48 (49)		1:50:04 (48)		1:53:25 (47)		1:56:48 (47)		2:00:12 (44)		2:03:33 (45)		2:06:57 (44)
41	3:20	42	3:16	43	3:11		36												
	2:10:17 (44)		2:13:33 (41)		2:16:44 (40)														

41 2026 Omar HASSAN

 ART 11 Nov 90 **2:17:23**

1	3:13	2	3:08	3	3:06	4	3:10	5	3:09	6	3:09	7	3:10	8	3:03	9	3:09	10	3:08
	3:13 (80)		6:21 (70)		9:27 (70)		12:37 (69)		15:46 (67)		18:55 (69)		22:05 (68)		25:08 (67)		28:17 (67)		31:25 (66)
11	3:10	12	3:12	13	3:07	14	3:07	15	3:14	16	3:10	17	3:13	18	3:09	19	3:11	20	3:18
	34:35 (64)		37:47 (64)		40:54 (62)		44:01 (62)		47:15 (62)		50:25 (62)		53:38 (60)		56:47 (62)		59:58 (61)		1:03:16 (60)
21	3:17	22	19	23	2:59	24	3:15	25	3:15	26	3:25	27	3:20	28	3:25	29	3:16	30	3:23
	1:06:33 (60)		1:06:52 (59)		1:09:51 (58)		1:13:06 (57)		1:16:21 (57)		1:19:46 (57)		1:23:06 (54)		1:26:31 (53)		1:29:47 (52)		1:33:10 (51)
31	3:23	32	3:14	33	3:20	34	3:14	35	3:21	36	3:30	37	3:26	38	3:32	39	3:21	40	3:22
	1:36:33 (52)		1:39:47 (52)		1:43:07 (50)		1:46:21 (47)		1:49:42 (46)		1:53:12 (46)		1:56:38 (46)		2:00:10 (43)		2:03:31 (43)		2:06:53 (42)
41	3:22	42	3:17	43	3:17		34												
	2:10:15 (42)		2:13:32 (40)		2:16:49 (41)														

42 2583 Kazuya NISHIYAMA

 JPN 5 Nov 98 **2:17:41**

1	3:10	2	3:11	3	3:04	4	3:10	5	3:08	6	3:03	7	3:05	8	3:00	9	3:03	10	3:05
	3:10 (56)		6:21 (63)		9:25 (52)		12:35 (59)		15:43 (56)		18:46 (50)		21:51 (45)		24:51 (47)		27:54 (46)		30:59 (47)
11	3:06	12	3:03	13	3:02	14	3:07	15	3:13	16	3:11	17	3:17	18	3:09	19	3:11	20	3:12
	34:05 (46)		37:08 (44)		40:10 (40)		43:17 (38)		46:30 (42)		49:41 (44)		52:58 (44)		56:07 (47)		59:18 (46)		1:02:30 (45)
21	3:15	22	19	23	2:57	24	3:13	25	3:18	26	3:22	27	3:17	28	3:26	29	3:21	30	3:24
	1:05:45 (44)		1:06:04 (44)		1:09:01 (46)		1:12:14 (46)		1:15:32 (48)		1:18:54 (49)		1:22:11 (48)		1:25:37 (48)		1:28:58 (47)		1:32:22 (45)
31	3:31	32	3:26	33	3:31	34	3:19	35	3:23	36	3:29	37	3:37	38	3:36	39	3:18	40	3:21
	1:35:53 (47)		1:39:19 (45)		1:42:50 (47)		1:46:09 (45)		1:49:32 (45)		1:53:01 (44)		1:56:38 (45)		2:00:14 (45)		2:03:32 (44)		2:06:53 (43)
41	3:22	42	3:22	43	3:25		39												
	2:10:15 (43)		2:13:37 (42)		2:17:02 (42)														

43 2072 Onesphore NZIKWINKUNDA

 BDI 10 Jun 97 **2:18:27**

1	3:10	2	3:10	3	3:04	4	3:09	5	3:03	6	3:02	7	3:11	8	2:56	9	3:01	10	2:57
	3:10 (54)		6:20 (48)		9:24 (35)		12:33 (34)		15:36 (23)		18:38 (26)		21:49 (32)		24:45 (23)		27:46 (23)		30:43 (22)
11	3:11	12	3:09	13	3:04	14	3:06	15	3:01	16	3:11	17	3:09	18	3:00	19	3:07	20	3:02
	33:54 (27)		37:03 (26)		40:07 (21)		43:13 (21)		46:14 (21)		49:25 (27)		52:34 (28)		55:34 (27)		58:41 (29)		1:01:43 (27)
21	3:04	22	18	23	2:50	24	3:09	25	3:12	26	3:13	27	3:17	28	3:25	29	3:15	30	3:21
	1:04:47 (30)		1:05:05 (30)		1:07:55 (33)		1:11:04 (33)		1:14:16 (34)		1:17:29 (36)		1:20:46 (36)		1:24:11 (38)		1:27:26 (39)		1:30:47 (38)
31	3:24	32	3:26	33	3:29	34	3:26	35	3:26	36	3:31	37	3:38	38	3:45	39	3:34	40	3:46
	1:34:11 (37)		1:37:37 (37)		1:41:06 (36)		1:44:32 (35)		1:47:58 (34)		1:51:29 (33)		1:55:07 (34)		1:58:52 (37)		2:02:26 (39)		2:06:12 (39)
41	3:48	42	3:50	43	3:54		43												
	2:10:00 (41)		2:13:50 (43)		2:17:44 (43)														

44 2959 Nicolás CUESTAS

 URU 8 Dec 86 **2:19:20**

1	3:14	2	3:08	3	3:10	4	3:11	5	3:14	6	3:17	7	3:21	8	3:12	9	3:13	10	3:12
	3:14 (83)		6:22 (76)		9:32 (76)		12:43 (76)		15:57 (76)		19:14 (78)		22:35 (78)		25:47 (79)		29:00 (79)		32:12 (78)
11	3:13	12	3:13	13	3:12	14	3:13	15	3:15	16	3:14	17	3:15	18	3:10	19	3:11	20	3:08
	35:25 (77)		38:38 (77)		41:50 (76)		45:03 (76)		48:18 (76)		51:32 (75)		54:47 (73)		57:57 (72)		1:01:08 (72)		1:04:16 (69)
21	3:10	22	19	23	2:54	24	3:12	25	3:13	26	3:13	27	3:16	28	3:18	29	3:13	30	3:15
	1:07:26 (68)		1:07:45 (68)		1:10:39 (65)		1:13:51 (65)		1:17:04 (64)		1:20:17 (63)		1:23:33 (60)		1:26:51 (57)		1:30:04 (55)		1:33:19 (54)
31	3:14	32	3:15	33	3:19	34	3:14	35	3:21	36	3:24	37	3:24	38	3:55	39	3:21	40	3:29
	1:36:33 (53)		1:39:48 (53)		1:43:07 (51)		1:46:21 (46)		1:49:42 (47)		1:53:06 (45)		1:56:30 (44)		2:00:25 (46)		2:03:46 (46)		2:07:15 (45)
41	3:31	42	4:25	43	3:27		42												
	2:10:46 (45)		2:15:11 (44)		2:18:38 (44)														

RACE ANALYSIS
Marathon Men
45 2167 Jie HE CHN 27 Dec 98 2:19:48

1	3:06	2	3:10	3	3:06	4	3:10	5	3:05	6	3:05	7	3:10	8	3:02	9	3:10	10	3:06
	3:06 (9)		6:16 (3)		9:22 (4)		12:32 (4)		15:37 (36)		18:42 (36)		21:52 (48)		24:54 (50)		28:04 (50)		31:10 (52)
11	3:08	12	3:08	13	3:04	14	3:05	15	3:06	16	3:14	17	3:20	18	3:10	19	3:20	20	3:22
	34:18 (52)		37:26 (54)		40:30 (54)		43:35 (52)		46:41 (51)		49:55 (53)		53:15 (53)		56:25 (53)		59:45 (54)		1:03:07 (58)
21	3:19	22	3:21	23	3:08	24	3:22	25	3:18	26	3:22	27	3:23	28	3:31	29	3:14	30	3:23
	1:06:26 (58)		1:06:47 (58)		1:09:55 (59)		1:13:17 (59)		1:16:35 (58)		1:19:57 (58)		1:23:20 (57)		1:26:51 (58)		1:30:05 (56)		1:33:28 (55)
31	3:24	32	3:25	33	3:28	34	3:25	35	3:26	36	3:26	37	3:34	38	3:41	39	3:28	40	3:40
	1:36:52 (54)		1:40:17 (54)		1:43:45 (54)		1:47:10 (51)		1:50:36 (50)		1:54:02 (49)		1:57:36 (48)		2:01:17 (47)		2:04:45 (47)		2:08:25 (46)
41	3:33	42	3:39	43	3:33		38												
	2:11:58 (46)		2:15:37 (45)		2:19:10 (45)														

46 2758 Nelson ITO CCURO PER 12 Apr 90 2:20:00

1	3:12	2	3:09	3	3:12	4	3:12	5	3:14	6	3:16	7	3:21	8	3:12	9	3:16	10	3:14
	3:12 (74)		6:21 (72)		9:33 (79)		12:45 (79)		15:59 (78)		19:15 (81)		22:36 (81)		25:48 (80)		29:04 (81)		32:18 (80)
11	3:17	12	3:17	13	3:15	14	3:15	15	3:18	16	3:21	17	3:21	18	3:14	19	3:17	20	3:16
	35:35 (80)		38:52 (80)		42:07 (81)		45:22 (80)		48:40 (78)		52:01 (79)		55:22 (77)		58:36 (76)		1:01:53 (76)		1:05:09 (75)
21	3:21	22	3:19	23	2:59	24	3:16	25	3:19	26	3:22	27	3:22	28	3:26	29	3:20	30	3:26
	1:08:30 (75)		1:08:49 (75)		1:11:48 (72)		1:15:04 (72)		1:18:23 (70)		1:21:45 (70)		1:25:07 (68)		1:28:33 (66)		1:31:53 (65)		1:35:19 (62)
31	3:27	32	3:26	33	3:26	34	3:23	35	3:18	36	3:21	37	3:26	38	3:31	39	3:20	40	3:24
	1:38:46 (61)		1:42:12 (61)		1:45:38 (59)		1:49:01 (56)		1:52:19 (54)		1:55:40 (52)		1:59:06 (51)		2:02:37 (51)		2:05:57 (49)		2:09:21 (47)
41	3:20	42	3:22	43	3:22		35												
	2:12:41 (47)		2:16:03 (46)		2:19:25 (46)														

47 2963 Ernesto Andrés ZAMORA URU 13 Apr 83 2:20:59

1	3:12	2	3:10	3	3:10	4	3:12	5	3:16	6	3:15	7	3:21	8	3:13	9	3:15	10	3:14
	3:12 (75)		6:22 (78)		9:32 (77)		12:44 (78)		16:00 (81)		19:15 (82)		22:36 (80)		25:49 (81)		29:04 (80)		32:18 (81)
11	3:17	12	3:16	13	3:15	14	3:15	15	3:19	16	3:20	17	3:20	18	3:17	19	3:15	20	3:17
	35:35 (81)		38:51 (79)		42:06 (80)		45:21 (79)		48:40 (79)		52:00 (78)		55:20 (76)		58:37 (78)		1:01:52 (75)		1:05:09 (74)
21	3:21	22	3:19	23	3:00	24	3:14	25	3:20	26	3:24	27	4:15	28	3:22	29	3:16	30	3:17
	1:08:30 (74)		1:08:49 (74)		1:11:49 (74)		1:15:03 (70)		1:18:23 (71)		1:21:47 (71)		1:26:02 (72)		1:29:24 (69)		1:32:40 (68)		1:35:57 (65)
31	3:17	32	3:18	33	3:19	34	3:17	35	3:20	36	3:27	37	3:31	38	3:36	39	3:29	40	3:35
	1:39:14 (62)		1:42:32 (62)		1:45:51 (60)		1:49:08 (57)		1:52:28 (56)		1:55:55 (54)		1:59:26 (53)		2:03:02 (52)		2:06:31 (52)		2:10:06 (51)
41	3:25	42	3:27	43	3:24		37												
	2:13:31 (49)		2:16:58 (47)		2:20:22 (47)														

48 2230 Goitom KIFLE ERI 3 Dec 93 2:21:28

1	3:07	2	3:11	3	3:05	4	3:10	5	3:03	6	2:59	7	3:12	8	2:55	9	3:03	10	2:54
	3:07 (22)		6:18 (21)		9:23 (22)		12:33 (35)		15:36 (18)		18:35 (17)		21:47 (10)		24:42 (8)		27:45 (9)		30:39 (13)
11	3:14	12	3:10	13	3:03	14	3:07	15	2:59	16	3:12	17	3:08	18	3:00	19	3:08	20	2:58
	33:53 (15)		37:03 (12)		40:06 (9)		43:13 (10)		46:12 (10)		49:24 (14)		52:32 (7)		55:32 (9)		58:40 (11)		1:01:38 (12)
21	3:07	22	3:18	23	2:46	24	3:08	25	3:06	26	3:02	27	3:01	28	3:09	29	3:06	30	3:01
	1:04:45 (9)		1:05:03 (10)		1:07:49 (8)		1:10:57 (12)		1:14:03 (13)		1:17:05 (6)		1:20:06 (2)		1:23:15 (7)		1:26:21 (6)		1:29:22 (10)
31	3:09	32	3:12	33	3:19	34	5:08	35	4:38	36	3:47	37	3:50	38	4:52	39	4:02	40	4:08
	1:32:31 (19)		1:35:43 (20)		1:39:02 (23)		1:44:10 (33)		1:48:48 (39)		1:52:35 (42)		1:56:25 (43)		2:01:17 (48)		2:05:19 (48)		2:09:27 (48)
41	3:52	42	3:40	43	3:44		45												
	2:13:19 (48)		2:16:59 (48)		2:20:43 (48)														

49 2166 Peiyu FENG CHN 1 Aug 01 2:22:00

1	3:10	2	3:10	3	3:05	4	3:10	5	3:03	6	3:07	7	3:14	8	3:08	9	3:10	10	3:10
	3:10 (52)		6:20 (52)		9:25 (53)		12:35 (55)		15:38 (45)		18:45 (48)		21:59 (59)		25:07 (62)		28:17 (63)		31:27 (67)
11	3:13	12	3:18	13	3:12	14	3:11	15	3:11	16	3:20	17	3:31	18	3:21	19	3:23	20	3:21
	34:40 (66)		37:58 (67)		41:10 (68)		44:21 (67)		47:32 (67)		50:52 (67)		54:23 (68)		57:44 (69)		1:01:07 (71)		1:04:28 (71)
21	3:16	22	3:19	23	3:04	24	3:17	25	3:20	26	3:21	27	3:24	28	3:35	29	3:27	30	3:31
	1:07:44 (71)		1:08:03 (72)		1:11:07 (71)		1:14:24 (68)		1:17:44 (68)		1:21:05 (68)		1:24:29 (66)		1:28:04 (65)		1:31:31 (62)		1:35:02 (61)
31	3:27	32	3:26	33	3:30	34	3:26	35	3:27	36	3:30	37	3:36	38	3:50	39	3:38	40	3:48
	1:38:29 (60)		1:41:55 (59)		1:45:25 (58)		1:48:51 (54)		1:52:18 (53)		1:55:48 (53)		1:59:24 (52)		2:03:14 (53)		2:06:52 (53)		2:10:40 (52)
41	3:36	42	3:36	43	3:31		37												
	2:14:16 (52)		2:17:52 (51)		2:21:23 (49)														

RACE ANALYSIS
Marathon Men

50 2928 Hüseyin CAN										TUR 27 Jan 99										2:22:11	SB																																																																																																				
1	3:06	2	3:11	3	3:06	4	3:10	5	3:02	6	2:59	7	3:12	8	2:57	9	3:03	10	3:00	11	3:08	12	3:10	13	3:05	14	3:08	15	3:03	16	3:05	17	3:10	18	3:00	19	3:08	20	3:07	21	3:12	22	3:19	23	2:53	24	3:11	25	3:15	26	3:18	27	3:29	28	3:39	29	3:23	30	3:33	31	3:27	32	3:33	33	3:44	34	3:37	35	3:44	36	3:50	37	4:03	38	4:17	39	3:53	40	3:46	41	3:40	42	3:54	43	3:58		43														2:13:36 (50)	2:17:30 (49)	2:21:28 (50)																		

51 2830 Tumelo MOTLAGALE										RSA 21 Feb 95										2:22:14																																																																																																					
1	3:11	2	3:09	3	3:05	4	3:10	5	3:02	6	3:05	7	3:08	8	2:58	9	2:58	10	2:57	11	3:11	12	3:09	13	3:04	14	3:07	15	3:01	16	3:09	17	3:12	18	2:59	19	3:09	20	3:10	21	3:12	22	19	23	3:03	24	3:15	25	3:19	26	3:23	27	3:30	28	3:34	29	3:25	30	3:31	31	3:31	32	3:39	33	3:44	34	3:39	35	3:46	36	3:54	37	3:56	38	3:59	39	3:39	40	3:50	41	3:46	42	3:51	43	3:54		41														2:13:48 (51)	2:17:39 (50)	2:21:33 (51)																		

52 2561 Moath ALKHAWALDEH										JOR 22 Oct 88										2:22:33	SB																																																																																																				
1	3:18	2	3:15	3	3:16	4	3:16	5	3:18	6	3:20	7	3:26	8	3:15	9	3:18	10	3:16	11	3:20	12	3:18	13	3:15	14	3:18	15	3:16	16	3:20	17	3:26	18	3:19	19	3:26	20	3:14	21	3:21	22	20	23	3:03	24	3:20	25	3:18	26	3:25	27	3:29	28	3:34	29	3:22	30	3:23	31	3:29	32	3:29	33	3:22	34	3:28	35	3:26	36	3:28	37	3:35	38	3:38	39	3:27	40	3:36	41	3:25	42	3:30	43	3:23		38														2:15:02 (54)	2:18:32 (53)	2:21:55 (52)																		

53 2673 Maxim RĂILEANU										MDA 4 Oct 94										2:22:46																																																																																																					
1	3:12	2	3:09	3	3:05	4	3:09	5	3:10	6	3:09	7	3:13	8	3:07	9	3:11	10	3:11	11	3:11	12	3:16	13	3:09	14	3:11	15	3:13	16	3:16	17	3:22	18	3:10	19	3:15	20	3:15	21	3:17	22	19	23	3:01	24	3:18	25	3:20	26	3:25	27	3:28	28	3:33	29	3:26	30	3:30	31	3:32	32	3:34	33	3:38	34	3:34	35	3:37	36	3:42	37	3:43	38	3:48	39	3:39	40	3:45	41	3:42	42	3:41	43	3:40		40														2:14:45 (53)	2:18:26 (52)	2:22:06 (53)																		

54 2693 Tomas Hilifa RAINHOLD										NAM 7 Feb 91										2:23:36																																																																																																					
1	3:11	2	3:10	3	3:05	4	3:12	5	3:16	6	3:21	7	3:26	8	3:12	9	3:13	10	3:12	11	3:17	12	3:17	13	3:13	14	3:16	15	3:20	16	3:20	17	3:26	18	3:16	19	3:20	20	3:18	21	3:20	22	19	23	3:03	24	3:18	25	3:23	26	3:22	27	3:28	28	3:37	29	3:25	30	3:30	31	3:25	32	3:30	33	3:30	34	3:29	35	3:35	36	3:37	37	3:47	38	3:49	39	3:35	40	3:45	41	3:31	42	3:41	43	3:38		38														2:15:39 (55)	2:19:20 (54)	2:22:58 (54)																		

RACE ANALYSIS
Marathon Men

55 3014 Nico MONTANEZ				USA				7 Sep 93				2:24:58	SB						
1	3:10	2	3:10	3	3:05	4	3:11	5	3:08	6	3:09	7	3:11	8	3:04	9	3:08	10	3:09
	3:10 (58)		6:20 (51)		9:25 (62)		12:36 (61)		15:44 (63)		18:53 (64)		22:04 (63)		25:08 (64)		28:16 (61)		31:25 (62)
11	3:10	12	3:11	13	3:07	14	3:07	15	3:14	16	3:11	17	3:13	18	3:09	19	3:11	20	3:13
	34:35 (62)		37:46 (60)		40:53 (57)		44:00 (57)		47:14 (58)		50:25 (60)		53:38 (62)		56:47 (58)		59:58 (60)		1:03:11 (59)
21	3:21	22	3:20	23	3:07	24	3:18	25	3:23	26	3:30	27	3:29	28	3:35	29	3:30	30	3:40
	1:06:32 (59)		1:06:52 (60)		1:09:59 (60)		1:13:17 (58)		1:16:40 (59)		1:20:10 (60)		1:23:39 (62)		1:27:14 (60)		1:30:44 (60)		1:34:24 (58)
31	3:32	32	3:39	33	3:41	34	3:37	35	3:46	36	3:59	37	4:04	38	4:06	39	3:55	40	3:57
	1:37:56 (57)		1:41:35 (57)		1:45:16 (57)		1:48:53 (55)		1:52:39 (57)		1:56:38 (56)		2:00:42 (56)		2:04:48 (58)		2:08:43 (58)		2:12:40 (57)
41	3:47	42	3:53	43	3:55		43												
	2:16:27 (57)		2:20:20 (56)		2:24:15 (55)														

56 2819 Nicolae Alexandru SOARE				ROU				20 Sep 91				2:25:14							
1	3:12	2	3:10	3	3:07	4	3:12	5	3:09	6	3:13	7	3:15	8	3:06	9	3:11	10	3:06
	3:12 (72)		6:22 (75)		9:29 (73)		12:41 (74)		15:50 (73)		19:03 (73)		22:18 (73)		25:24 (72)		28:35 (71)		31:41 (71)
11	3:10	12	3:11	13	3:08	14	3:10	15	3:12	16	3:14	17	3:19	18	3:09	19	3:12	20	3:12
	34:51 (70)		38:02 (68)		41:10 (67)		44:20 (66)		47:32 (66)		50:46 (66)		54:05 (66)		57:14 (65)		1:00:26 (64)		1:03:38 (63)
21	3:15	22	3:19	23	3:00	24	3:13	25	3:15	26	3:22	27	3:22	28	3:27	29	3:14	30	3:26
	1:06:53 (63)		1:07:12 (63)		1:10:12 (62)		1:13:25 (60)		1:16:40 (60)		1:20:02 (59)		1:23:24 (58)		1:26:51 (56)		1:30:05 (57)		1:33:31 (56)
31	3:30	32	3:58	33	3:34	34	3:28	35	3:35	36	3:57	37	3:57	38	4:28	39	3:54	40	4:06
	1:37:01 (56)		1:40:59 (56)		1:44:33 (55)		1:48:01 (52)		1:51:36 (52)		1:55:33 (51)		1:59:30 (54)		2:03:58 (55)		2:07:52 (55)		2:11:58 (55)
41	4:09	42	4:00	43	4:22		45												
	2:16:07 (56)		2:20:07 (55)		2:24:29 (56)														

57 2760 Luis Fernando OSTOS CRUZ				PER				9 Aug 92				2:25:50							
1	3:12	2	3:10	3	3:05	4	3:10	5	3:09	6	3:09	7	3:09	8	3:06	9	3:14	10	3:15
	3:12 (73)		6:22 (73)		9:27 (71)		12:37 (70)		15:46 (70)		18:55 (70)		22:04 (67)		25:10 (68)		28:24 (69)		31:39 (70)
11	3:12	12	3:12	13	3:13	14	3:17	15	3:18	16	3:20	17	3:28	18	3:22	19	3:28	20	3:25
	34:51 (71)		38:03 (70)		41:16 (70)		44:33 (70)		47:51 (69)		51:11 (70)		54:39 (72)		58:01 (73)		1:01:29 (74)		1:04:54 (73)
21	3:27	22	3:20	23	3:08	24	3:22	25	3:33	26	3:31	27	3:36	28	3:39	29	3:42	30	3:36
	1:08:21 (73)		1:08:41 (73)		1:11:49 (73)		1:15:11 (73)		1:18:44 (73)		1:22:15 (73)		1:25:51 (70)		1:29:30 (71)		1:33:12 (70)		1:36:48 (70)
31	3:39	32	3:45	33	3:51	34	3:44	35	3:48	36	3:42	37	3:49	38	3:58	39	3:43	40	3:48
	1:40:27 (67)		1:44:12 (68)		1:48:03 (67)		1:51:47 (62)		1:55:35 (62)		1:59:17 (61)		2:03:06 (60)		2:07:04 (60)		2:10:47 (60)		2:14:35 (59)
41	3:36	42	3:34	43	3:30		35												
	2:18:11 (59)		2:21:45 (58)		2:25:15 (58)														

58 2119 Justino PEDRO DA SILVA				BRA				1 Jun 85				2:25:53							
1	3:11	2	3:10	3	3:03	4	3:10	5	3:07	6	3:02	7	3:06	8	2:58	9	3:03	10	3:05
	3:11 (63)		6:21 (64)		9:24 (46)		12:34 (41)		15:41 (50)		18:43 (42)		21:49 (28)		24:47 (32)		27:50 (41)		30:55 (42)
11	3:06	12	3:06	13	3:03	14	3:06	15	3:05	16	3:12	17	3:16	18	3:09	19	3:17	20	3:18
	34:01 (43)		37:07 (43)		40:10 (43)		43:16 (37)		46:21 (36)		49:33 (39)		52:49 (40)		55:58 (43)		59:15 (45)		1:02:33 (47)
21	3:19	22	3:20	23	3:05	24	3:23	25	3:28	26	3:31	27	3:36	28	3:47	29	3:38	30	3:48
	1:05:52 (48)		1:06:12 (48)		1:09:17 (49)		1:12:40 (55)		1:16:08 (55)		1:19:39 (56)		1:23:15 (56)		1:27:02 (59)		1:30:40 (59)		1:34:28 (59)
31	3:46	32	3:49	33	3:54	34	3:51	35	3:52	36	3:57	37	3:58	38	4:11	39	3:56	40	3:59
	1:38:14 (59)		1:42:03 (60)		1:45:57 (61)		1:49:48 (58)		1:53:40 (59)		1:57:37 (59)		2:01:35 (59)		2:05:46 (59)		2:09:42 (59)		2:13:41 (58)
41	3:48	42	3:53	43	3:49		42												
	2:17:29 (58)		2:21:22 (57)		2:25:11 (57)														

59 2684 Byambajav TSEVEENRAVDAN				MGL				7 Jul 90				2:30:28							
1	3:09	2	3:09	3	3:06	4	3:09	5	3:04	6	3:07	7	3:09	8	3:04	9	3:07	10	3:08
	3:09 (47)		6:18 (23)		9:24 (24)		12:33 (21)		15:37 (41)		18:44 (46)		21:53 (52)		24:57 (52)		28:04 (53)		31:12 (53)
11	3:08	12	3:06	13	3:09	14	3:12	15	3:13	16	3:15	17	3:23	18	3:09	19	3:12	20	3:17
	34:20 (57)		37:26 (55)		40:35 (56)		43:47 (56)		47:00 (56)		50:15 (56)		53:38 (61)		56:47 (61)		59:59 (62)		1:03:16 (61)
21	3:23	22	3:20	23	3:09	24	3:16	25	3:27	26	3:34	27	3:46	28	3:50	29	3:44	30	3:57
	1:06:39 (62)		1:06:59 (60)		1:10:08 (61)		1:13:26 (61)		1:16:53 (61)		1:20:27 (64)		1:24:13 (65)		1:28:03 (64)		1:31:47 (64)		1:35:44 (63)
31	4:50	32	3:34	33	3:35	34	3:43	35	3:52	36	3:55	37	4:16	38	4:27	39	4:32	40	4:28
	1:40:34 (68)		1:44:08 (67)		1:47:43 (66)		1:51:26 (61)		1:55:18 (61)		1:59:13 (60)		2:03:29 (61)		2:07:56 (61)		2:12:28 (61)		2:16:56 (60)
41	4:14	42	4:18	43	4:18		42												
	2:21:10 (60)		2:25:28 (59)		2:29:46 (59)														

RACE ANALYSIS
Marathon Men

60 2838 Simon SIBEKO RSA 15 Jan 95 **2:31:59**

1	3:09	2	3:11	3	3:05	4	3:10	5	3:02	6	3:06	7	3:08	8	2:59	9	3:06	10	3:13
	3:09 (46)		6:20 (47)		9:25 (54)		12:35 (51)		15:37 (40)		18:43 (43)		21:51 (43)		24:50 (44)		27:56 (49)		31:09 (51)
11	3:11	12	3:25	13	3:22	14	3:22	15	3:26	16	3:32	17	3:42	18	3:23	19	3:22	20	3:22
	34:20 (55)		37:45 (57)		41:07 (66)		44:29 (69)		47:55 (71)		51:27 (73)		55:09 (75)		58:32 (75)		1:01:54 (77)		1:05:16 (76)
21	3:26	22	19	23	3:13	24	3:30	25	3:32	26	3:40	27	3:45	28	4:02	29	3:51	30	3:56
	1:08:42 (77)		1:09:01 (77)		1:12:14 (77)		1:15:44 (76)		1:19:16 (75)		1:22:56 (76)		1:26:41 (75)		1:30:43 (74)		1:34:34 (73)		1:38:30 (72)
31	3:50	32	3:50	33	3:50	34	3:48	35	3:52	36	3:51	37	3:52	38	4:07	39	3:56	40	4:07
	1:42:20 (70)		1:46:10 (70)		1:50:00 (69)		1:53:48 (63)		1:57:40 (63)		2:01:31 (62)		2:05:23 (62)		2:09:30 (62)		2:13:26 (62)		2:17:33 (61)
41	4:05	42	4:31	43	5:02		48												
	2:21:38 (61)		2:26:09 (60)		2:31:11 (60)														

2501 Eyob GHEBREHIWET FANIEL ITA 26 Nov 92 **DNF**

1	3:07	2	3:12	3	3:06	4	3:09	5	3:04	6	3:04	7	3:07	8	2:59	9	2:59	10	2:55
	3:07 (18)		6:19 (36)		9:25 (50)		12:34 (45)		15:38 (43)		18:42 (34)		21:49 (33)		24:48 (33)		27:47 (32)		30:42 (17)
11	3:12	12	3:11	13	3:03	14	3:07	15	3:01	16	3:09	17	3:12	18	3:03	19	3:03	20	2:55
	33:54 (28)		37:05 (39)		40:08 (31)		43:15 (29)		46:16 (26)		49:25 (29)		52:37 (34)		55:40 (35)		58:43 (31)		1:01:38 (13)
21	3:07	22	18	23	2:48	24	3:07	25	3:06	26	3:08	27	3:11	28	3:26	29	3:35		
	1:04:45 (7)		1:05:03 (12)		1:07:51 (22)		1:10:58 (31)		1:14:04 (24)		1:17:12 (25)		1:20:23 (28)		1:23:49 (31)		1:27:24 (38)		

2069 Olivier IRABARUTA BDI 25 Aug 90 **DNF**

1	3:11	2	3:09	3	3:04	4	3:09	5	3:03	6	3:05	7	3:08	8	3:00	9	3:02	10	3:06
	3:11 (62)		6:20 (55)		9:24 (45)		12:33 (27)		15:36 (30)		18:41 (28)		21:49 (29)		24:49 (39)		27:51 (42)		30:57 (45)
11	3:02	12	3:06	13	3:08	14	3:06	15	3:13	16	3:16	17	3:15	18	3:14	19	3:20	20	3:19
	33:59 (42)		37:05 (40)		40:13 (44)		43:19 (43)		46:32 (45)		49:48 (46)		53:03 (51)		56:17 (52)		59:37 (52)		1:02:56 (51)
21	3:20	22	19	23	3:00														
	1:06:16 (54)		1:06:35 (54)		1:09:35 (56)														

2905 Alphonse Felix SIMBU TAN 14 Feb 92 **DNF**

1	3:09	2	3:09	3	3:06	4	3:10	5	3:02	6	2:59	7	3:12	8	2:56	9	3:02	10	2:54
	3:09 (41)		6:18 (32)		9:24 (38)		12:34 (40)		15:36 (17)		18:35 (18)		21:47 (22)		24:43 (18)		27:45 (20)		30:39 (14)
11	3:14	12	3:10	13	3:05	14	3:05	15	2:58	16	3:13	17	3:09	18	2:59	19	3:09	20	2:58
	33:53 (12)		37:03 (24)		40:08 (28)		43:13 (20)		46:11 (7)		49:24 (17)		52:33 (16)		55:32 (12)		58:41 (18)		1:01:39 (16)
21	3:07	22	18	23	2:46	24	3:07	25	3:07	26	3:02	27	3:02	28	3:08	29	3:06	30	3:00
	1:04:46 (25)		1:05:04 (25)		1:07:50 (17)		1:10:57 (25)		1:14:04 (16)		1:17:06 (13)		1:20:08 (14)		1:23:16 (16)		1:26:22 (17)		1:29:22 (9)
31	2:58	32	3:04	33	3:05	34	3:11	35	3:20	36	3:23	37	3:25	38	3:42	39	3:33	40	3:56
	1:32:20 (10)		1:35:24 (13)		1:38:29 (13)		1:41:40 (14)		1:45:00 (15)		1:48:23 (17)		1:51:48 (21)		1:55:30 (22)		1:59:03 (23)		2:02:59 (25)
41	4:23																		
	2:07:22 (27)																		

2295 Morhad AMDOUNI FRA 21 Jun 88 **DNF**

1	3:09	2	3:09	3	3:06	4	3:09	5	3:03	6	2:59	7	3:12	8	2:56	9	3:02	10	2:58
	3:09 (38)		6:18 (31)		9:24 (32)		12:33 (30)		15:36 (26)		18:35 (22)		21:47 (14)		24:43 (20)		27:45 (15)		30:43 (20)
11	3:11	12	3:09	13	3:04	14	3:06	15	3:00	16	3:11	17	3:08	18	3:00	19	3:08	20	3:01
	33:54 (20)		37:03 (16)		40:07 (16)		43:13 (11)		46:13 (19)		49:24 (12)		52:32 (15)		55:32 (13)		58:40 (10)		1:01:41 (21)
21	3:05	22	18	23	2:46	24	3:07	25	3:07	26	3:03	27	3:06	28	3:16	29	3:10	30	3:20
	1:04:46 (21)		1:05:04 (20)		1:07:50 (16)		1:10:57 (15)		1:14:04 (18)		1:17:07 (18)		1:20:13 (22)		1:23:29 (25)		1:26:39 (26)		1:29:59 (27)

2015 Joaquin ARBE ARG 25 Aug 90 **DNF**

1	3:10	2	3:10	3	3:08	4	3:13	5	3:11	6	3:12	7	3:14	8	3:09	9	3:11	10	3:09
	3:10 (50)		6:20 (54)		9:28 (72)		12:41 (75)		15:52 (74)		19:04 (74)		22:18 (74)		25:27 (74)		28:38 (72)		31:47 (72)
11	3:13	12	3:15	13	3:10	14	3:14	15	3:13	16	3:17	17	3:21	18	3:14	19	3:17	20	3:19
	35:00 (72)		38:15 (71)		41:25 (71)		44:39 (71)		47:52 (70)		51:09 (69)		54:30 (69)		57:44 (68)		1:01:01 (70)		1:04:20 (70)
21	3:20	22	20	23	3:05	24	3:22	25	3:30	26	3:27	27	3:31	28	3:39	29	3:31	30	3:40
	1:07:40 (70)		1:08:00 (70)		1:11:05 (70)		1:14:27 (69)		1:17:57 (69)		1:21:24 (69)		1:24:55 (67)		1:28:34 (67)		1:32:05 (66)		1:35:45 (64)
31	3:38	32	3:44	33	3:47	34	4:01												
	1:39:23 (63)		1:43:07 (64)		1:46:54 (63)		2:27:35 (64)												

2883 Simon TEFAY SUI 15 Mar 85 **DNF**

1	3:11	2	3:10	3	3:04	4	3:10	5	3:05	6	3:06	7	3:11	8	3:06	9	3:06	10	3:09
	3:11 (66)		6:21 (59)		9:25 (59)		12:35 (49)		15:40 (47)		18:46 (49)		21:57 (56)		25:03 (59)		28:09 (58)		31:18 (59)
11	3:12	12	3:15	13	3:09	14	3:07	15	3:15	16	3:17	17	3:28	18	3:14	19	3:28	20	3:25
	34:30 (58)		37:45 (58)		40:54 (61)		44:01 (60)		47:16 (63)		50:33 (63)		54:01 (65)		57:15 (66)		1:00:43 (67)		1:04:08 (66)
21	3:26	22	20	23	3:06	24	4:03	25	4:19	26	3:33	27	3:31	28	3:35	29	3:29	30	3:54
	1:07:34 (69)		1:07:54 (69)		1:11:00 (69)		1:15:03 (71)		1:19:22 (76)		1:22:55 (75)		1:26:26 (73)		1:30:01 (73)		1:33:30 (72)		1:37:24 (71)
31	3:35	32	3:45	33	3:52														
	1:40:59 (69)		1:44:44 (69)		1:48:36 (68)														

2933 Kaan Kigen ÖZBİLEN TUR 15 Jan 86 **DNF**

1	3:11	2	3:11																
	3:11 (67)		6:22 (74)																

RACE ANALYSIS
Marathon Men

2825 Melikhaya FRANS										RSA 5 Feb 90										DNF																			
1	3:05	2	3:11	3	3:07	4	3:09	5	3:02	6	3:00	7	3:15	8	2:55	9	3:02	10	3:02	11	3:05 (2)	12	6:16 (4)	13	9:23 (6)	14	12:32 (7)	15	15:34 (3)	16	18:34 (2)	17	21:49 (30)	18	24:44 (22)	19	27:46 (27)	20	30:48 (32)
11	3:06	12	3:10	13	3:05	14	3:08	15	3:19	16	3:11	17	3:15	18	3:11	19	3:11	20	3:16	21	33:54 (33)	22	37:04 (33)	23	40:09 (38)	24	43:17 (41)	25	46:36 (46)	26	49:47 (45)	27	53:02 (50)	28	56:13 (50)	29	59:24 (50)	30	1:02:40 (48)
21	3:23	22	19	23	3:01	24	3:05	25	3:10	26	3:20	27	4:15	28	4:15	29	4:04	30	4:54	31	1:06:03 (50)	32	1:06:22 (50)	33	1:09:23 (50)	34	1:12:28 (49)	35	1:15:38 (49)	36	1:18:58 (50)	37	1:23:13 (55)	38	1:27:28 (62)	39	1:31:32 (63)	40	1:36:26 (67)
31	13:41																																						
	1:50:07 (72)																																						

2854 Khadar Basheer YOUSSEF										SOM 25 Jul 97										DNF																			
1	3:08	2	3:11	3	3:06	4	3:10	5	3:07	6	3:04	7	3:06	8	2:59	9	3:01	10	3:02	11	3:08 (37)	12	6:19 (43)	13	9:25 (48)	14	12:35 (52)	15	15:42 (54)	16	18:46 (51)	17	21:52 (50)	18	24:51 (46)	19	27:52 (44)	20	30:54 (41)
11	3:04	12	3:05	13	3:05	14	3:07	15	3:05	16	3:15	17	3:15	18	3:05	19	3:28	20	3:38	21	33:58 (41)	22	37:03 (25)	23	40:08 (34)	24	43:15 (30)	25	46:20 (35)	26	49:35 (41)	27	52:50 (41)	28	55:55 (42)	29	59:23 (49)	30	1:03:01 (54)
21	3:11	22	18																																				
	1:06:12 (51)	1:06:30 (51)																																					

2682 Ser-Od BAT-UCHIR										MGL 7 Oct 81										DNF																			
1	2:57	2	3:00	3	2:58	4	3:00	5	3:04	6	3:11	7	3:14	8	3:03	9	3:09	10	3:19	11	2:57 (1)	12	5:57 (1)	13	8:55 (1)	14	11:55 (1)	15	14:59 (1)	16	18:10 (1)	17	21:24 (1)	18	24:27 (1)	19	27:36 (1)	20	30:55 (43)
11	3:50	12	3:32																																				
	34:45 (68)	38:17 (72)																																					

2816 Ilie Alexandru CORNESCHI										ROU 17 Jul 91										DNF																			
1	3:07	2	3:12	3	3:05	4	3:11	5	3:06	6	3:08	7	3:10	8	3:06	9	3:09	10	3:11	11	3:07 (25)	12	6:19 (35)	13	9:24 (42)	14	12:35 (58)	15	15:41 (52)	16	18:49 (57)	17	21:59 (60)	18	25:05 (60)	19	28:14 (60)	20	31:25 (64)
11	3:10	12	3:12	13	3:07	14	3:10	15	3:17	16	3:15	17	3:23	18	3:14	19	3:17	20	3:21	21	34:35 (63)	22	37:47 (63)	23	40:54 (64)	24	44:04 (64)	25	47:21 (64)	26	50:36 (65)	27	53:59 (64)	28	57:13 (64)	29	1:00:30 (65)	30	1:03:51 (64)
21	3:21	22	20	23	3:07	24	3:20	25	3:28	26	3:32																												
	1:07:12 (65)	1:07:32 (65)	1:10:39 (64)	1:13:59 (66)	1:17:27 (67)	1:20:59 (67)																																	

2232 Oqbe Kibrom RUESOM										ERI 1 Jan 98										DNF																			
1	3:06	2	3:12	3	3:06	4	3:10	5	3:02	6	2:59	7	3:12	8	2:55	9	3:03	10	2:54	11	3:06 (13)	12	6:18 (26)	13	9:24 (31)	14	12:34 (38)	15	15:36 (22)	16	18:35 (16)	17	21:47 (16)	18	24:42 (10)	19	27:45 (12)	20	30:39 (15)
11	3:15	12	3:09	13	3:04	14	3:07	15	2:58	16	3:12	17	3:08	18	3:00	19	3:08	20	2:56	21	33:54 (24)	22	37:03 (23)	23	40:07 (23)	24	43:14 (24)	25	46:12 (13)	26	49:24 (13)	27	52:32 (9)	28	55:32 (8)	29	58:40 (7)	30	1:01:36 (3)
21	3:09	22	18	23	2:46	24	3:08	25	3:06	26	3:04	27	3:06	28	3:16	29	3:10	30	3:20	31	1:04:45 (5)	32	1:05:03 (4)	33	1:07:49 (4)	34	1:10:57 (7)	35	1:14:03 (11)	36	1:17:07 (16)	37	1:20:13 (23)	38	1:23:29 (26)	39	1:26:39 (27)	40	1:29:59 (28)
31	3:20	32	3:20	33	3:23																																		
	1:33:19 (31)	1:36:39 (32)	1:40:02 (34)																																				

2946 Andrew Rotich KWEMOI										UGA 1 Sep 00										DNF																			
1	3:08	2	3:09	3	3:06	4	3:10	5	3:02	6	2:59	7	3:12	8	2:56	9	3:03	10	2:53	11	3:08 (28)	12	6:17 (17)	13	9:23 (16)	14	12:33 (20)	15	15:35 (8)	16	18:34 (8)	17	21:46 (7)	18	24:42 (6)	19	27:45 (5)	20	30:38 (2)
11	3:15	12	3:09	13	3:03	14	3:08	15	2:57	16	3:13	17	3:08	18	3:00	19	3:08	20	2:58	21	33:53 (2)	22	37:02 (3)	23	40:05 (2)	24	43:13 (7)	25	46:10 (2)	26	49:23 (4)	27	52:31 (2)	28	55:31 (1)	29	58:39 (1)	30	1:01:37 (7)
21	3:08	22	17	23	2:47	24	3:07	25	3:07	26	3:03	27	3:01	28	3:09	29	3:05	30	3:07	31	1:04:45 (3)	32	1:05:02 (3)	33	1:07:49 (1)	34	1:10:56 (3)	35	1:14:03 (6)	36	1:17:06 (10)	37	1:20:07 (7)	38	1:23:16 (17)	39	1:26:21 (10)	40	1:29:28 (21)
31	3:14	32	3:22	33	3:32																																		
	1:32:42 (21)	1:36:04 (25)	1:39:36 (27)																																				

2604 Joshua BELET										KEN 10 Feb 98										DNF																			
1	3:06	2	3:11	3	3:06	4	3:09	5	3:02	6	3:00	7	3:12	8	2:56	9	3:03	10	2:53	11	3:06 (10)	12	6:17 (13)	13	9:23 (14)	14	12:32 (12)	15	15:34 (4)	16	18:34 (4)	17	21:46 (6)	18	24:42 (4)	19	27:45 (6)	20	30:38 (4)
11	3:15	12	3:09	13	3:02	14	3:08	15	2:57	16	3:14	17	3:08	18	3:01	19	3:07	20	3:00	21	33:53 (3)	22	37:02 (6)	23	40:04 (1)	24	43:12 (3)	25	46:09 (1)	26	49:23 (3)	27	52:31 (3)	28	55:32 (3)	29	58:39 (5)	30	1:01:39 (17)
21	3:06	22	18	23	2:48	24	3:06	25	3:08	26	3:06																												
	1:04:45 (15)	1:05:03 (15)	1:07:51 (25)	1:10:57 (27)	1:14:05 (29)	1:17:11 (24)																																	

2709 Abdi NAGEEYE										NED 2 Mar 89										DNF																			
1	3:07	2	3:11	3	3:05	4	3:10	5	3:04	6	3:05	7	3:07	8	2:59	9	2:58	10	2:57	11	3:07 (23)	12	6:18 (18)	13	9:23 (19)	14	12:33 (19)	15	15:37 (35)	16	18:42 (33)	17	21:49 (34)	18	24:48 (34)	19	27:46 (29)	20	30:43 (19)
11	3:10	12	3:10	13	3:04	14	3:07	15	3:00	16	3:10	17	3:08	18	3:01	19	3:07	20	2:59	21	33:53 (17)	22	37:03 (18)	23	40:07 (18)	24	43:14 (25)	25	46:14 (22)	26	49:24 (11)	27	52:32 (10)	28	55:33 (17)	29	58:40 (12)	30	1:01:39 (14)
21	3:07	22	17	23	2:47	24	3:07	25	3:07	26	3:09	27	3:20																										
	1:04:46 (20)	1:05:03 (18)	1:07:50 (19)	1:10:57 (20)	1:14:04 (20)	1:17:13 (31)	1:20:33 (33)																																

RACE ANALYSIS
Marathon Men

3000 Elkanah KIBET										USA 2 Jun 83										DNF																																							
1	3:06	2	3:12	3	3:06	4	3:09	5	3:03	6	2:59	7	3:12	8	2:55	9	3:03	10	2:55	11	3:06	12	3:12	13	3:06	14	3:09	15	3:03	16	2:59	17	3:12	18	2:55	19	3:03	20	2:55	31	3:29	32	3:31																
	3:06 (16)		6:18 (29)		9:24 (29)		12:33 (25)		15:36 (28)		18:35 (21)		21:47 (18)		24:42 (9)		27:45 (10)		30:40 (16)		33:53 (7)		37:02 (4)		40:05 (3)		43:13 (6)		46:13 (15)		49:23 (2)		52:32 (8)		55:32 (10)		58:40 (13)		1:01:40 (20)		1:04:45 (16)		1:05:03 (19)		1:07:51 (28)		1:10:57 (23)		1:14:05 (27)		1:17:12 (29)		1:20:25 (29)		1:23:50 (34)		1:27:06 (35)		1:30:29 (36)

2845 Felicien MUHITIRA										RWA 4 Nov 94										DNF																																							
1	3:05	2	3:11	3	3:07	4	3:11	5	3:08	6	3:09	7	3:11	8	3:06	9	3:09	10	3:08	11	3:10	12	3:12	13	3:07	14	3:07	15	3:13	16	3:11	17	3:12	18	3:10	19	3:10	20	3:09	31	3:20	32	3:14	33	3:23														
	3:05 (7)		6:16 (12)		9:23 (5)		12:34 (39)		15:42 (55)		18:51 (62)		22:02 (62)		25:08 (65)		28:17 (66)		31:25 (65)		34:35 (65)		37:47 (65)		40:54 (63)		44:01 (63)		47:14 (61)		50:25 (61)		53:37 (57)		56:47 (60)		59:57 (59)		1:03:06 (56)		1:06:19 (56)		1:06:37 (56)		1:09:30 (55)		1:12:37 (54)		1:15:46 (52)		1:19:03 (52)		1:22:21 (50)		1:25:46 (51)		1:29:03 (49)		1:32:25 (49)

2666 Hamza SAHLI										MAR 10 May 93										DNF																							
1	3:08	2	3:13	3	3:06	4	3:09	5	3:07	6	3:07	7	3:09	8	3:04	9	3:06	10	3:04	11	3:05	12	3:07	13	3:05	14	3:04	15	3:07	16	3:09	17	3:10	18	3:03	19	3:06	31	3:08	32	3:13	33	3:06
	3:08 (33)		6:21 (61)		9:27 (68)		12:36 (63)		15:43 (59)		18:50 (60)		21:59 (57)		25:03 (58)		28:09 (56)		31:13 (57)		34:18 (50)		37:25 (51)		40:30 (51)		43:34 (50)		46:41 (52)		49:50 (49)		53:00 (45)		56:03 (44)		59:09 (44)		1:02:15 (46)		1:05:28 (43)		1:08:42 (42)

2219 Hassan WAISS										DJI 96										DNF																																			
1	3:08	2	3:11	3	3:05	4	3:10	5	3:03	6	3:06	7	3:07	8	2:59	9	3:00	10	3:01	11	3:04	12	3:09	13	3:05	14	3:08	15	3:06	16	3:06	17	3:06	18	2:59	19	3:07	20	3:06	31	3:06	32	3:17	33	3:29										
	3:08 (36)		6:19 (38)		9:24 (47)		12:34 (48)		15:37 (33)		18:43 (41)		21:50 (37)		24:49 (38)		27:49 (37)		30:50 (35)		33:54 (18)		37:03 (22)		40:08 (32)		43:16 (36)		46:22 (37)		49:28 (36)		52:34 (25)		55:33 (21)		58:40 (17)		1:01:46 (32)		1:04:52 (34)		1:05:09 (34)		1:07:59 (34)		1:11:12 (34)		1:14:21 (37)		1:17:39 (39)		1:20:56 (40)		1:24:25 (40)

2675 Patricio CASTILLO										MEX 17 Feb 92										DNF																													
1	3:09	2	3:08	3	3:05	4	3:10	5	3:05	6	3:14	7	3:16	8	3:14	9	3:21	10	3:23	11	3:22	12	3:25	13	3:12	14	3:26	15	3:34	16	3:41	17	3:27	18	3:18	19	3:29	20	3:32	31	3:43	32	3:30	33	3:48	34	3:51		
	3:09 (39)		6:17 (15)		9:22 (3)		12:32 (5)		15:37 (37)		18:51 (61)		22:07 (70)		25:21 (71)		28:42 (74)		32:05 (76)		35:27 (79)		38:52 (81)		42:04 (78)		45:30 (81)		49:04 (81)		52:45 (81)		56:12 (82)		59:30 (82)		1:02:59 (82)		1:06:31 (81)		1:10:14 (81)		1:10:36 (81)		1:14:06 (80)		1:17:54 (79)		1:21:45 (79)

2683 Olonbayar JAMSRAN										MGL 1 Aug 93										DNF																																							
1	3:11	2	3:10	3	3:04	4	3:12	5	3:09	6	3:11	7	3:16	8	3:11	9	3:15	10	3:15	11	3:19	12	3:16	13	3:10	14	3:12	15	3:26	16	3:31	17	3:41	18	3:32	19	3:44	20	3:34	31	3:49	32	3:20	33	3:48	34	3:51												
	3:11 (60)		6:21 (67)		9:25 (61)		12:37 (68)		15:46 (68)		18:57 (71)		22:13 (72)		25:24 (73)		28:39 (73)		31:54 (73)		35:13 (73)		38:29 (75)		41:39 (74)		44:51 (74)		48:17 (75)		51:48 (76)		55:29 (80)		59:01 (80)		1:02:45 (80)		1:06:19 (80)		1:09:55 (80)		1:10:15 (80)		1:13:36 (79)		1:17:29 (78)		1:21:08 (78)		1:24:52 (78)		1:28:41 (76)		1:32:42 (75)		1:36:31 (74)		1:40:33 (73)

2757 Derlys AYALA										PAR 7 Jan 90										DNF																																							
1	3:13	2	3:09	3	3:10	4	3:12	5	3:15	6	3:16	7	3:20	8	3:10	9	3:15	10	3:13	11	3:12	12	3:18	13	3:15	14	3:17	15	3:19	16	3:23	17	3:26	18	3:14	19	3:25	20	3:22	31	3:34	32	3:27	33	3:37														
	3:13 (79)		6:22 (79)		9:32 (78)		12:44 (77)		15:59 (79)		19:15 (79)		22:35 (79)		25:45 (78)		29:00 (78)		32:13 (79)		35:25 (78)		38:43 (78)		41:58 (77)		45:15 (77)		48:34 (77)		51:57 (77)		55:23 (78)		58:37 (77)		1:02:02 (78)		1:05:24 (78)		1:08:43 (78)		1:09:02 (78)		1:12:04 (76)		1:15:25 (75)		1:18:50 (74)		1:22:17 (74)		1:25:51 (71)		1:29:29 (70)		1:33:12 (69)		1:36:46 (69)

2281 Tamirat TOLA										ETH 11 Aug 91										DNF																																							
1	3:05	2	3:12	3	3:06	4	3:10	5	3:01	6	3:00	7	3:12	8	2:56	9	3:02	10	2:54	11	3:16	12	3:10	13	3:03	14	3:07	15	2:58	16	3:13	17	3:08	18	3:00	19	3:08	20	2:56	31	2:54	32	3:08	33	2:53	34	2:52	35	2:56	36	3:04	37	3:00	38	3:13	39	3:11		
	3:05 (8)		6:17 (16)		9:23 (18)		12:33 (17)		15:34 (2)		18:34 (3)		21:46 (4)		24:42 (3)		27:44 (4)		30:38 (6)		33:54 (21)		37:04 (32)		40:07 (20)		43:14 (23)		46:12 (11)		49:25 (25)		52:33 (19)		55:33 (22)		58:41 (21)		1:01:37 (6)		1:04:45 (10)		1:05:03 (7)		1:07:49 (5)		1:10:57 (14)		1:14:04 (19)		1:17:06 (12)		1:20:08 (10)		1:23:16 (11)		1:26:22 (21)		1:29:21 (8)

RACE ANALYSIS
Marathon Men

2217 Ibrahim HASSAN					DJI					1 Jan 97					DNF				
1	3:07	2	3:12	3	3:04	4	3:09	5	3:05	6	3:05	7	3:06	8	2:59	9	2:59	10	2:57
	3:07 (27)		6:19 (37)		9:23 (20)		12:32 (14)		15:37 (32)		18:42 (38)		21:48 (25)		24:47 (31)		27:46 (28)		30:43 (23)
11	3:10	12	3:09	13	3:04	14	3:07	15	3:01	16	3:09	17	3:08	18	3:01	19	3:07	20	3:00
	33:53 (10)		37:02 (8)		40:06 (11)		43:13 (17)		46:14 (20)		49:23 (5)		52:31 (4)		55:32 (5)		58:39 (3)		1:01:39 (15)
21	3:06	22	3:18	23	2:47	24	3:07	25	3:07	26	3:04	27	3:02	28	3:06	29	3:05	30	3:02
	1:04:45 (13)		1:05:03 (13)		1:07:50 (20)		1:10:57 (26)		1:14:04 (26)		1:17:08 (20)		1:20:10 (18)		1:23:16 (12)		1:26:21 (9)		1:29:23 (15)
31	3:05	32	3:09	33	3:20	34	3:18	35	3:42										
	1:32:28 (16)		1:35:37 (18)		1:38:57 (19)		1:42:15 (23)		1:45:57 (25)										
2962 Cristhian ZAMORA					URU					15 Jan 91					DNS				

RESULTS



3000 Metres Steeplechase Men - Final

RECORDS	RESULT	NAME	COUNTRY	AGE	VENUE	DATE
World Record WR	7:52.11	Lamecha GIRMA	ETH	23	Paris (FRA)	9 Jun 2023
Championships Record CR	8:00.43	Ezekiel KEMBOI	KEN	27	Berlin (GER)	18 Aug 2009
World Leading WL	7:52.11	Lamecha GIRMA	ETH	23	Paris (FRA)	9 Jun 2023

Note: World Record pending ratification

Area Record AR	National Record NR	Personal Best PB	Season Best SB

22 August 2023 21:45 START TIME 28° C 55 %
TEMPERATURE HUMIDITY

PLACE	BIB	NAME	COUNTRY	DATE OF BIRTH	ORDER	RESULT
1	2659	Soufiane EL BAKKALI	MAR	7 Jan 96	8	8:03.53
2	2276	Lamecha GIRMA	ETH	26 Nov 00	5	8:05.44
3	2612	Abraham KIBIWOT	KEN	6 Apr 96	1	8:11.98
4	2605	Leonard Kipkemoi BETT	KEN	3 Nov 00	9	8:12.26
5	2744	George BEAMISH	NZL	24 Oct 96	4	8:13.46
6	2580	Ryuji MIURA	JPN	21 Feb 02	6	8:13.70
7	2620	Simon Kiprof KOECH	KEN	10 Jun 03	12	8:14.37
8	2141	Jean-Simon DESGAGNÉS	CAN	26 Jul 98	11	8:15.58 PB
9	2235	Daniel ARCE	ESP	22 Apr 92	7	8:18.31
10	3027	Kenneth ROOKS	USA	21 Oct 99	10	8:20.02
11	2282	Getnet WALE	ETH	16 Jul 00	15	8:21.03
12	2939	Leonard CHEMUTAI	UGA	5 May 03	3	8:21.61
13	2926	Mohamed Amin JHINAOUI	TUN	2 Apr 97	14	8:23.08
14	2563	Ryoma AOKI	JPN	16 Jun 97	2	8:24.77
15	2903	Simon SUNDSTRÖM	SWE	4 Feb 98	13	8:27.68
16	3035	Isaac UPDIKE	USA	21 Mar 92	16	8:30.67 PB

INTERMEDIATE TIMES

100 m	16.19	Simon SUNDSTRÖM	200 m	33.37	Simon SUNDSTRÖM
300 m	50.23	Simon SUNDSTRÖM	400 m	1:07.44	Simon SUNDSTRÖM
500 m	1:24.89	Simon SUNDSTRÖM	600 m	1:42.06	Leonard Kipkemoi BETT
700 m	1:59.16	Leonard Kipkemoi BETT	800 m	2:16.00	Leonard Kipkemoi BETT
900 m	2:33.24	Leonard Kipkemoi BETT	1000 m	2:50.41	Leonard Kipkemoi BETT
1100 m	3:06.78	Leonard Kipkemoi BETT	1200 m	3:22.70	Leonard Kipkemoi BETT
1300 m	3:39.76	Lamecha GIRMA	1400 m	3:56.19	Leonard Kipkemoi BETT
1500 m	4:12.43	Leonard Kipkemoi BETT	1600 m	4:28.60	Leonard Kipkemoi BETT
1700 m	4:45.52	Lamecha GIRMA	1800 m	5:01.99	Leonard Kipkemoi BETT
1900 m	5:18.27	Leonard Kipkemoi BETT	2000 m	5:34.29	Lamecha GIRMA
2100 m	5:49.99	Lamecha GIRMA	2200 m	6:05.17	Lamecha GIRMA
2300 m	6:20.12	Lamecha GIRMA	2400 m	6:35.04	Lamecha GIRMA
2500 m	6:50.14	Lamecha GIRMA	2600 m	7:04.82	Lamecha GIRMA
2700 m	7:19.15	Lamecha GIRMA	2800 m	7:33.67	Lamecha GIRMA
2900 m	7:48.56	Soufiane EL BAKKALI			

ALL-TIME OUTDOOR TOP LIST

RESULT	NAME	VENUE	DATE
7:52.11	Lamecha GIRMA (ETH)	Paris (FRA)	9 Jun 23
7:53.63	Saif Saaeed SHAHEEN (QAT)	Bruxelles (BEL)	3 Sep 04
7:53.64	Brimin Kiprof KIPRUTO (KEN)	Monaco (MON)	22 Jul 11
7:54.31	Paul Kipsiele KOECH (KEN)	Roma (ITA)	31 May 12
7:55.28	Brahim BOULAMI (MAR)	Bruxelles (BEL)	24 Aug 01
7:55.72	Bernard BARMASAI (KEN)	Köln (GER)	24 Aug 97
7:55.76	Ezekiel KEMBOI (KEN)	Monaco (MON)	22 Jul 11
7:56.16	Moses KIPTANUI (KEN)	Köln (GER)	24 Aug 97
7:56.68	Soufiane EL BAKKALI (MAR)	Rabat (MAR)	28 May 23
7:56.81	Richard Kipkemboi MATEELONG (KEN)	Doha (QAT)	11 May 12

2023 OUTDOOR TOP LIST

RESULT	NAME	VENUE	2023
7:52.11	Lamecha GIRMA (ETH)	Paris (FRA)	9 Jun
7:56.68	Soufiane EL BAKKALI (MAR)	Rabat (MAR)	28 May
8:04.19	Simon Kiprof KOECH (KEN)	Monaco (MON)	21 Jul
8:05.15	Getnet WALE (ETH)	Rabat (MAR)	28 May
8:05.51	Abraham KIBIWOT (KEN)	Rabat (MAR)	28 May
8:09.45	Leonard Kipkemoi BETT (KEN)	Chorzów (POL)	16 Jul
8:09.91	Ryuji MIURA (JPN)	Paris (FRA)	9 Jun
8:10.56	Abrham SIME (ETH)	Monaco (MON)	21 Jul
8:10.57	Samuel FIREWU (ETH)	Monaco (MON)	21 Jul
8:10.63	Daniel ARCE (ESP)	Paris (FRA)	9 Jun

RACE ANALYSIS



3000 Metres Steeplechase Men - Final

22 August 2023 21:45 START TIME 28° C 55 %
TEMPERATURE HUMIDITY

1	100 m	2	200 m	3	300 m	4	400 m	5	500 m	6	600 m	7	700 m	8	800 m	9	900 m	10	1000 m
11	1100 m	12	1200 m	13	1300 m	14	1400 m	15	1500 m	16	1600 m	17	1700 m	18	1800 m	19	1900 m	20	2000 m
21	2100 m	22	2200 m	23	2300 m	24	2400 m	25	2500 m	26	2600 m	27	2700 m	28	2800 m	29	2900 m		

1 2659 Soufiane EL BAKKALI										MAR 7 Jan 96					8:03.53				
1	17.72	2	17.16	3	17.43	4	17.12	5	17.22	6	17.53	7	17.20	8	16.42	9	17.31	10	16.56
	17.72 (15)		34.88 (10)		52.31 (14)		1:09.43 (13)		1:26.65 (13)		1:44.18 (9)		2:01.38 (11)		2:17.80 (11)		2:35.11 (12)		2:51.67 (8)
11	16.36	12	15.85	13	16.12	14	16.42	15	16.57	16	15.93	17	16.69	18	16.66	19	16.42	20	15.94
	3:08.03 (5)		3:23.88 (3)		3:40.00 (3)		3:56.42 (3)		4:12.99 (4)		4:28.92 (4)		4:45.61 (4)		5:02.27 (4)		5:18.69 (5)		5:34.63 (5)
21	15.75	22	15.01	23	15.02	24	14.95	25	15.12	26	14.80	27	14.29	28	14.12	29	14.87		14.97
	5:50.38 (2)		6:05.39 (2)		6:20.41 (2)		6:35.36 (2)		6:50.48 (2)		7:05.28 (2)		7:19.57 (2)		7:33.69 (2)		7:48.56 (1)		

2 2276 Lamecha GIRMA										ETH 26 Nov 00					8:05.44				
1	17.43	2	20.24	3	17.43	4	17.15	5	17.01	6	17.62	7	17.20	8	16.52	9	17.28	10	16.59
	17.43 (12)		37.67 (14)		52.08 (12)		1:09.23 (12)		1:26.24 (10)		1:43.86 (7)		2:01.06 (10)		2:17.58 (8)		2:34.86 (9)		2:51.45 (5)
11	16.33	12	15.83	13	16.15	14	16.58	15	16.31	16	16.18	17	16.69	18	16.55	19	16.26	20	15.96
	3:07.78 (3)		3:23.61 (2)		3:39.76 (1)		3:56.34 (2)		4:12.65 (2)		4:28.83 (2)		4:45.52 (1)		5:02.07 (2)		5:18.33 (2)		5:34.29 (1)
21	15.70	22	15.18	23	14.95	24	14.92	25	15.10	26	14.68	27	14.33	28	14.52	29	15.84		15.93
	5:49.99 (1)		6:05.17 (1)		6:20.12 (1)		6:35.04 (1)		6:50.14 (1)		7:04.82 (1)		7:19.15 (1)		7:33.67 (1)		7:49.51 (2)		

3 2612 Abraham KIBIWOT										KEN 6 Apr 96					8:11.98				
1	16.50	2	19.63	3	15.23	4	17.15	5	17.31	6	17.43	7	17.26	8	16.85	9	17.23	10	16.92
	16.50 (2)		36.13 (12)		51.36 (6)		1:08.51 (7)		1:25.82 (6)		1:43.25 (4)		2:00.51 (6)		2:17.36 (7)		2:34.59 (6)		2:51.51 (7)
11	16.71	12	15.82	13	16.14	14	16.40	15	16.08	16	16.25	17	16.61	18	16.61	19	16.25	20	16.04
	3:08.22 (8)		3:24.04 (4)		3:40.18 (4)		3:56.58 (4)		4:12.66 (3)		4:28.91 (3)		4:45.52 (2)		5:02.13 (3)		5:18.38 (3)		5:34.42 (3)
21	16.32	22	14.90	23	15.08	24	15.05	25	15.48	26	15.49	27	17.91	28	15.88	29	16.32		15.13
	5:50.74 (4)		6:05.64 (3)		6:20.72 (3)		6:35.77 (3)		6:51.25 (3)		7:06.74 (3)		7:24.65 (3)		7:40.53 (4)		7:56.85 (3)		

4 2605 Leonard Kipkemoi BETT										KEN 3 Nov 00					8:12.26				
1	17.22	2	16.85	3	16.67	4	17.10	5	17.18	6	17.04	7	17.10	8	16.84	9	17.24	10	17.17
	17.22 (10)		34.07 (3)		50.74 (3)		1:07.84 (3)		1:25.02 (2)		1:42.06 (1)		1:59.16 (1)		2:16.00 (1)		2:33.24 (1)		2:50.41 (1)
11	16.37	12	15.92	13	17.09	14	16.40	15	16.24	16	16.17	17	16.97	18	16.42	19	16.28	20	16.03
	3:06.78 (1)		3:22.70 (1)		3:39.79 (2)		3:56.19 (1)		4:12.43 (1)		4:28.60 (1)		4:45.57 (3)		5:01.99 (1)		5:18.27 (1)		5:34.30 (2)
21	16.73	22	15.08	23	15.14	24	15.54	25	16.23	26	16.02	27	15.81	28	15.25	29	16.87		15.29
	5:51.03 (5)		6:06.11 (4)		6:21.25 (4)		6:36.79 (4)		6:53.02 (4)		7:09.04 (4)		7:24.85 (4)		7:40.10 (3)		7:56.97 (4)		

5 2744 George BEAMISH										NZL 24 Oct 96					8:13.46				
1	16.79	2	17.47	3	17.25	4	17.06	5	17.31	6	17.49	7	17.42	8	16.88	9	17.04	10	21.46
	16.79 (6)		34.26 (5)		51.51 (8)		1:08.57 (8)		1:25.88 (7)		1:43.37 (5)		2:00.79 (8)		2:17.67 (9)		2:34.71 (7)		2:56.17 (15)
11	12.46	12	16.25	13	16.50	14	16.84	15	15.98	16	16.42	17	16.91	18	18.88	19	13.79	20	16.29
	3:08.63 (11)		3:24.88 (11)		3:41.38 (12)		3:58.22 (12)		4:14.20 (11)		4:30.62 (10)		4:47.53 (12)		5:06.41 (14)		5:20.20 (10)		5:36.49 (10)
21	16.47	22	16.02	23	15.90	24	15.60	25	16.54	26	15.80	27	16.07	28	15.73	29	15.58		13.26
	5:52.96 (10)		6:08.98 (8)		6:24.88 (9)		6:40.48 (8)		6:57.02 (8)		7:12.82 (8)		7:28.89 (7)		7:44.62 (7)		8:00.20 (7)		

6 2580 Ryuji MIURA										JPN 21 Feb 02					8:13.70				
1	17.62	2	17.75	3	16.89	4	17.24	5	17.41	6	17.55	7	17.16	8	16.48	9	17.33	10	16.39
	17.62 (14)		35.37 (11)		52.26 (13)		1:09.50 (14)		1:26.91 (14)		1:44.46 (11)		2:01.62 (14)		2:18.10 (13)		2:35.43 (14)		2:51.82 (9)
11	17.08	12	16.20	13	16.22	14	16.04	15	16.52	16	16.03	17	16.36	18	16.39	19	16.68	20	15.93
	3:08.90 (12)		3:25.10 (12)		3:41.32 (10)		3:57.36 (9)		4:13.88 (9)		4:29.91 (8)		4:46.27 (7)		5:02.66 (6)		5:19.34 (7)		5:35.27 (7)
21	16.38	22	16.00	23	15.31	24	15.70	25	16.20	26	16.09	27	15.75	28	15.51	29	16.06		15.43
	5:51.65 (6)		6:07.65 (7)		6:22.96 (7)		6:38.66 (6)		6:54.86 (6)		7:10.95 (6)		7:26.70 (6)		7:42.21 (5)		7:58.27 (5)		

7 2620 Simon Kiprop KOECH										KEN 10 Jun 03					8:14.37				
1	16.98	2	17.46	3	17.06	4	16.90	5	17.40	6	17.15	7	17.21	8	16.80	9	17.31	10	17.18
	16.98 (8)		34.44 (8)		51.50 (7)		1:08.40 (6)		1:25.80 (5)		1:42.95 (3)		2:00.16 (4)		2:16.96 (4)		2:34.27 (5)		2:51.45 (4)
11	16.70	12	15.99	13	16.33	14	16.25	15	16.45	16	15.93	17	16.63	18	16.63	19	16.18	20	15.96
	3:08.15 (7)		3:24.14 (6)		3:40.47 (6)		3:56.72 (5)		4:13.17 (5)		4:29.10 (5)		4:45.73 (5)		5:02.36 (5)		5:18.54 (4)		5:34.50 (4)
21	16.04	22	15.71	23	15.67	24	15.95	25	16.38	26	16.11	27	16.01	28	16.28	29	16.26		15.46
	5:50.54 (3)		6:06.25 (5)		6:21.92 (5)		6:37.87 (5)		6:54.25 (5)		7:10.36 (5)		7:26.37 (5)		7:42.65 (6)		7:58.91 (6)		

RACE ANALYSIS
3000 Metres Steeplechase Men - Final

8		2141		Jean-Simon DESGAGNÉS				CAN		26 Jul 98		8:15.58 <small>PB</small>							
1	16.52 16.52 (3)	2	17.14 33.66 (2)	3	16.91 50.57 (2)	4	17.25 1:07.82 (2)	5	17.29 1:25.11 (3)	6	21.91 1:47.02 (14)	7	12.72 1:59.74 (3)	8	17.04 2:16.78 (3)	9	17.18 2:33.96 (3)	10	17.45 2:51.41 (3)
11	16.38 3:07.79 (4)	12	16.36 3:24.15 (7)	13	16.48 3:40.63 (8)	14	16.40 3:57.03 (7)	15	16.43 4:13.46 (7)	16	16.07 4:29.53 (7)	17	16.87 4:46.40 (8)	18	17.62 5:04.02 (9)	19	15.55 5:19.57 (8)	20	15.87 5:35.44 (8)
21	16.68 5:52.12 (8)	22	18.75 6:10.87 (13)	23	13.68 6:24.55 (8)	24	16.07 6:40.62 (9)	25	16.68 6:57.30 (9)	26	16.18 7:13.48 (9)	27	16.05 7:29.53 (9)	28	15.79 7:45.32 (8)	29	15.88 8:01.20 (8)		14.38
9		2235		Daniel ARCE				ESP		22 Apr 92		8:18.31							
1	17.62 17.62 (13)	2	18.56 36.18 (13)	3	16.46 52.64 (15)	4	17.59 1:10.23 (15)	5	16.90 1:27.13 (15)	6	17.57 1:44.70 (12)	7	17.27 2:01.97 (15)	8	16.68 2:18.65 (15)	9	17.17 2:35.82 (15)	10	16.76 2:52.58 (12)
11	16.96 3:09.54 (15)	12	16.23 3:25.77 (15)	13	16.42 3:42.19 (15)	14	16.49 3:58.68 (14)	15	16.50 4:15.18 (15)	16	16.30 4:31.48 (15)	17	16.63 4:48.11 (14)	18	16.45 5:04.56 (11)	19	16.48 5:21.04 (13)	20	16.12 5:37.16 (13)
21	16.82 5:53.98 (13)	22	16.03 6:10.01 (10)	23	16.00 6:26.01 (11)	24	16.29 6:42.30 (11)	25	16.21 6:58.51 (10)	26	16.45 7:14.96 (10)	27	15.87 7:30.83 (10)	28	15.76 7:46.59 (10)	29	16.21 8:02.80 (9)		15.51
10		3027		Kenneth ROOKS				USA		21 Oct 99		8:20.02							
1	16.64 16.64 (4)	2	22.38 39.02 (15)	3	11.86 50.88 (4)	4	17.25 1:08.13 (4)	5	17.11 1:25.24 (4)	6	20.47 1:45.71 (13)	7	14.45 2:00.16 (4)	8	16.90 2:17.06 (5)	9	16.99 2:34.05 (4)	10	19.00 2:53.05 (14)
11	15.09 3:08.14 (6)	12	16.27 3:24.41 (9)	13	16.21 3:40.62 (7)	14	16.50 3:57.12 (8)	15	16.41 4:13.53 (8)	16	16.60 4:30.13 (9)	17	16.60 4:46.73 (9)	18	16.67 5:03.40 (7)	19	16.49 5:19.89 (9)	20	16.20 5:36.09 (9)
21	16.87 5:52.96 (9)	22	16.52 6:09.48 (9)	23	16.08 6:25.56 (10)	24	16.30 6:41.86 (10)	25	16.82 6:58.68 (11)	26	16.74 7:15.42 (11)	27	15.88 7:31.30 (11)	28	17.07 7:48.37 (11)	29	17.07 8:05.44 (11)		14.58
11		2282		Getnet WALE				ETH		16 Jul 00		8:21.03							
1	16.73 16.73 (5)	2	17.35 34.08 (4)	3	17.25 51.33 (5)	4	17.00 1:08.33 (5)	5	17.55 1:25.88 (7)	6	17.62 1:43.50 (6)	7	17.16 2:00.66 (7)	8	16.53 2:17.19 (6)	9	17.57 2:34.76 (8)	10	16.73 2:51.49 (6)
11	17.10 3:08.59 (10)	12	15.67 3:24.26 (8)	13	16.08 3:40.34 (5)	14	16.38 3:56.72 (6)	15	16.62 4:13.34 (6)	16	16.03 4:29.37 (6)	17	16.65 4:46.02 (6)	18	21.08 5:07.10 (15)	19	11.85 5:18.95 (6)	20	16.17 5:35.12 (6)
21	16.66 5:51.78 (7)	22	15.50 6:07.28 (6)	23	15.57 6:22.85 (6)	24	16.34 6:39.19 (7)	25	17.22 6:56.41 (7)	26	16.33 7:12.74 (7)	27	16.58 7:29.32 (8)	28	17.24 7:46.56 (9)	29	17.95 8:04.51 (10)		16.52
12		2939		Leonard CHEMUTAI				UGA		5 May 03		8:21.61							
13		2926		Mohamed Amin JHINAQOI				TUN		2 Apr 97		8:23.08							
1	16.93 16.93 (7)	2	17.49 34.42 (7)	3	17.32 51.74 (9)	4	16.97 1:08.71 (9)	5	17.39 1:26.10 (9)	6	22.16 1:48.26 (15)	7	12.65 2:00.91 (9)	8	16.78 2:17.69 (10)	9	17.26 2:34.95 (10)	10	16.91 2:51.86 (10)
11	16.73 3:08.59 (9)	12	16.24 3:24.83 (10)	13	16.50 3:41.33 (11)	14	21.17 4:02.50 (15)	15	12.06 4:14.56 (12)	16	16.27 4:30.83 (12)	17	16.66 4:47.49 (11)	18	16.54 5:04.03 (10)	19	16.58 5:20.61 (12)	20	16.28 5:36.89 (12)
21	17.04 5:53.93 (12)	22	16.43 6:10.36 (11)	23	16.12 6:26.48 (12)	24	16.54 6:43.02 (12)	25	17.30 7:00.32 (12)	26	16.53 7:16.85 (12)	27	16.08 7:32.93 (12)	28	16.73 7:49.66 (12)	29	16.84 8:06.50 (12)		16.58
14		2563		Ryoma AOKI				JPN		16 Jun 97		8:24.77							
1	17.01 17.01 (9)	2	17.37 34.38 (6)	3	17.41 51.79 (10)	4	17.28 1:09.07 (10)	5	17.21 1:26.28 (11)	6	17.84 1:44.12 (8)	7	17.30 2:01.42 (12)	8	16.66 2:18.08 (12)	9	17.00 2:35.08 (11)	10	17.33 2:52.41 (11)
11	16.51 3:08.92 (13)	12	16.28 3:25.20 (13)	13	16.48 3:41.68 (13)	14	16.43 3:58.11 (11)	15	16.64 4:14.75 (13)	16	16.06 4:30.81 (11)	17	16.15 4:46.96 (10)	18	16.73 5:03.69 (8)	19	16.59 5:20.28 (11)	20	16.50 5:36.78 (11)
21	16.82 5:53.60 (11)	22	17.05 6:10.65 (12)	23	17.03 6:27.68 (13)	24	17.32 6:45.00 (13)	25	17.09 7:02.09 (13)	26	16.58 7:18.67 (13)	27	16.71 7:35.38 (13)	28	17.25 7:52.63 (13)	29	16.55 8:09.18 (13)		15.59
15		2903		Simon SUNDSTRÖM				SWE		4 Feb 98		8:27.68							
1	16.19 16.19 (1)	2	17.18 33.37 (1)	3	16.86 50.23 (1)	4	17.21 1:07.44 (1)	5	17.45 1:24.89 (1)	6	17.64 1:42.53 (2)	7	16.83 1:59.36 (2)	8	17.13 2:16.49 (2)	9	17.27 2:33.76 (2)	10	16.98 2:50.74 (2)
11	16.66 3:07.40 (2)	12	16.68 3:24.08 (5)	13	16.90 3:40.98 (9)	14	16.67 3:57.65 (10)	15	16.28 4:13.93 (10)	16	16.91 4:30.84 (13)	17	17.20 4:48.04 (13)	18	16.80 5:04.84 (12)	19	16.63 5:21.47 (14)	20	16.40 5:37.87 (14)
21	16.91 5:54.78 (14)	22	16.70 6:11.48 (14)	23	16.60 6:28.08 (14)	24	17.06 6:45.14 (14)	25	17.46 7:02.60 (14)	26	16.89 7:19.49 (14)	27	16.91 7:36.40 (14)	28	17.37 7:53.77 (14)	29	17.27 8:11.04 (14)		16.64
16		3035		Isaac UPDIKE				USA		21 Mar 92		8:30.67 <small>PB</small>							
1	17.31 17.31 (11)	2	17.56 34.87 (9)	3	17.16 52.03 (11)	4	17.11 1:09.14 (11)	5	17.44 1:26.58 (12)	6	17.61 1:44.19 (10)	7	17.42 2:01.61 (13)	8	16.62 2:18.23 (14)	9	17.14 2:35.37 (13)	10	17.42 2:52.79 (13)
11	16.40 3:09.19 (14)	12	16.32 3:25.51 (14)	13	16.31 3:41.82 (14)	14	16.69 3:58.51 (13)	15	16.52 4:15.03 (14)	16	16.39 4:31.42 (14)	17	17.01 4:48.43 (15)	18	16.54 5:04.97 (13)	19	16.81 5:21.78 (15)	20	16.40 5:38.18 (15)
21	17.17 5:55.35 (15)	22	16.74 6:12.09 (15)	23	17.05 6:29.14 (15)	24	17.09 6:46.23 (15)	25	17.82 7:04.05 (15)	26	17.21 7:21.26 (15)	27	17.11 7:38.37 (15)	28	17.58 7:55.95 (15)	29	17.86 8:13.81 (15)		16.86

RESULT PROGRESSION



3000 Metres Steeplechase Men - Final

RECORDS	RESULT	NAME	COUNTRY	AGE	VENUE	DATE
World Record WR	7:52.11	Lamecha GIRMA	ETH	23	Paris (FRA)	9 Jun 2023
Championships Record CR	8:00.43	Ezekiel KEMBOI	KEN	27	Berlin (GER)	18 Aug 2009
World Leading WL	7:52.11	Lamecha GIRMA	ETH	23	Paris (FRA)	9 Jun 2023
Note: World Record pending ratification						
Area Record AR	National Record NR	Personal Best PB	Season Best SB			

22 August 2023

RANK	BIB	NAME	COUNTRY	DATE of BIRTH	PHASE	HEAT	PLACE	RESULT
1	2659	Soufiane EL BAKKALI	MAR	7 Jan 96	Final	1	1	8:03.53
					Round 1	2	18	8:23.66 Q
2	2276	Lamecha GIRMA	ETH	26 Nov 00	Final	1	2	8:05.44
					Round 1	3	1	8:15.89 Q
3	2612	Abraham KIBIWOT	KEN	6 Apr 96	Final	1	3	8:11.98
					Round 1	2	21	8:24.31 Q
4	2605	Leonard Kipkemoi BETT	KEN	3 Nov 00	Final	1	4	8:12.26
					Round 1	3	3	8:16.74 Q
5	2744	George BEAMISH	NZL	24 Oct 96	Final	1	5	8:13.46
					Round 1	3	2	8:16.36 Q
6	2580	Ryuji MIURA	JPN	21 Feb 02	Final	1	6	8:13.70
					Round 1	3	4	8:18.73 Q
7	2620	Simon Kiprop KOECH	KEN	10 Jun 03	Final	1	7	8:14.37
					Round 1	1	8	8:20.29 Q
8	2141	Jean-Simon DESGAGNÉS	CAN	26 Jul 98	Final	1	8	8:15.58 PB
					Round 1	1	6	8:20.04 Q
9	2235	Daniel ARCE	ESP	22 Apr 92	Final	1	9	8:18.31
					Round 1	1	9	8:20.46 Q
10	3027	Kenneth ROOKS	USA	21 Oct 99	Final	1	10	8:20.02
					Round 1	2	17	8:23.66 Q
11	2282	Getnet WALE	ETH	16 Jul 00	Final	1	11	8:21.03
					Round 1	1	5	8:19.99 Q
12	2939	Leonard CHEMUTAI	UGA	5 May 03	Final	1	12	8:21.61
					Round 1	2	22	8:24.74 Q
13	2926	Mohamed Amin JHINAOU	TUN	2 Apr 97	Final	1	13	8:23.08
					Round 1	2	19	8:24.20 Q
14	2563	Ryoma AOKI	JPN	16 Jun 97	Final	1	14	8:24.77
					Round 1	1	10	8:20.54 Q SB
15	2903	Simon SUNDSTRÖM	SWE	4 Feb 98	Final	1	15	8:27.68
					Round 1	3	7	8:20.10 Q PB
16	3035	Isaac UPDIKE	USA	21 Mar 92	Final	1	16	8:30.67 PB
					Round 1	3	30	8:31.81 qR

RESULT PROGRESSION
3000 Metres Steeplechase Men - Final

19 August 2023

RANK	BIB	NAME	COUNTRY	DATE of BIRTH	PHASE	HEAT	PLACE	RESULT
------	-----	------	---------	---------------	-------	------	-------	--------

ALL-TIME OUTDOOR TOP LIST				2023 OUTDOOR TOP LIST			
RESULT	NAME	VENUE	DATE	RESULT	NAME	VENUE	2023
7:52.11	Lamecha GIRMA (ETH)	Paris (FRA)	9 Jun 23	7:52.11	Lamecha GIRMA (ETH)	Paris (FRA)	9 Jun
7:53.63	Saif Saaeed SHAHEEN (QAT)	Bruxelles (BEL)	3 Sep 04	7:56.68	Soufiane EL BAKKALI (MAR)	Rabat (MAR)	28 May
7:53.64	Brimin Kiprop KIPRUTO (KEN)	Monaco (MON)	22 Jul 11	8:04.19	Simon Kiprop KOECH (KEN)	Monaco (MON)	21 Jul
7:54.31	Paul Kipsiele KOECH (KEN)	Roma (ITA)	31 May 12	8:05.15	Getnet WALE (ETH)	Rabat (MAR)	28 May
7:55.28	Brahim BOULAMI (MAR)	Bruxelles (BEL)	24 Aug 01	8:05.51	Abraham KIBIWOT (KEN)	Rabat (MAR)	28 May
7:55.72	Bernard BARMASAI (KEN)	Köln (GER)	24 Aug 97	8:09.45	Leonard Kipkemoi BETT (KEN)	Chorzów (POL)	16 Jul
7:55.76	Ezekiel KEMBOI (KEN)	Monaco (MON)	22 Jul 11	8:09.91	Ryuji MIURA (JPN)	Paris (FRA)	9 Jun
7:56.16	Moses KIPTANUI (KEN)	Köln (GER)	24 Aug 97	8:10.56	Abrham SIME (ETH)	Monaco (MON)	21 Jul
7:56.68	Soufiane EL BAKKALI (MAR)	Rabat (MAR)	28 May 23	8:10.57	Samuel FIREWU (ETH)	Monaco (MON)	21 Jul
7:56.81	Richard Kipkemboi MATEELONG (KEN)	Doha (QAT)	11 May 12	8:10.63	Daniel ARCE (ESP)	Paris (FRA)	9 Jun

SUMMARY



3000 Metres Steeplechase Men - Round 1

First 5 of each heat (Q) qualify to Final

BIB 3035 ADVANCED TO THE FINAL BY THE REFEREE

RECORDS	RESULT	NAME	COUNTRY	AGE	VENUE	DATE
World Record WR	7:52.11	Lamecha GIRMA	ETH	23	Paris (FRA)	9 Jun 2023
Championships Record CR	8:00.43	Ezekiel KEMBOI	KEN	27	Berlin (GER)	18 Aug 2009
World Leading WL	7:52.11	Lamecha GIRMA	ETH	23	Paris (FRA)	9 Jun 2023

Note: World Record pending ratification

Area Record AR	National Record NR	Personal Best PB	Season Best SB
-----------------------	---------------------------	-------------------------	-----------------------

19 August 2023

RANK	PLACE	HEAT	BIB	NAME	COUNTRY	DATE of BIRTH	RESULT	
1	1	3	2276	Lamecha GIRMA	ETH	26 Nov 00	8:15.89	Q
2	2	3	2744	George BEAMISH	NZL	24 Oct 96	8:16.36	Q
3	3	3	2605	Leonard Kipkemoi BETT	KEN	3 Nov 00	8:16.74	Q
4	4	3	2580	Ryuji MIURA	JPN	21 Feb 02	8:18.73	Q
5	1	1	2282	Getnet WALE	ETH	16 Jul 00	8:19.99	Q
6	2	1	2141	Jean-Simon DESGAGNÉS	CAN	26 Jul 98	8:20.04	Q
7	5	3	2903	Simon SUNDSTRÖM	SWE	4 Feb 98	8:20.10	Q PB
8	3	1	2620	Simon Kiprop KOECH	KEN	10 Jun 03	8:20.29	Q
9	4	1	2235	Daniel ARCE	ESP	22 Apr 92	8:20.46	Q
10	5	1	2563	Ryoma AOKI	JPN	16 Jun 97	8:20.54 (.531)	Q SB
10	6	3	2258	Víctor RUIZ	ESP	24 Jun 93	8:20.54 (.531)	
12	6	1	2667	Mohamed TINDOUFT	MAR	12 Mar 93	8:20.67	
13	7	3	2297	Djilali BEDRANI	FRA	1 Oct 93	8:20.69	
14	7	1	2462	Avinash Mukund SABLE	IND	13 Sep 94	8:22.24	
15	8	3	2366	Karl BEBENDORF	GER	7 May 96	8:22.33	
16	9	3	2663	Mohammed MSAAD	MAR	4 Mar 04	8:22.95	
17	1	2	3027	Kenneth ROOKS	USA	21 Oct 99	8:23.66 (.656)	Q
18	2	2	2659	Soufiane EL BAKKALI	MAR	7 Jan 96	8:23.66 (.657)	Q
19	3	2	2926	Mohamed Amin JHINAOU	TUN	2 Apr 97	8:24.20 (.193)	Q
20	8	1	2999	Benard KETER	USA	25 May 92	8:24.20 (.194)	
21	4	2	2612	Abraham KIBIWOT	KEN	6 Apr 96	8:24.31	Q
22	5	2	2939	Leonard CHEMUTAI	UGA	5 May 03	8:24.74	Q
23	6	2	2012	Nahuel CARABAÑA	AND	10 Nov 99	8:27.05	
24	9	1	2895	Vidar JOHANSSON	SWE	8 Oct 96	8:27.21	
25	10	3	2523	Ala ZOGHLAMI	ITA	19 Jun 94	8:28.76	
26	7	2	2434	István PALKOVITS	HUN	27 Dec 00	8:29.37	
27	10	1	2925	Ahmed JAZIRI	TUN	16 Dec 97	8:29.81	
28	11	1	2293	Topi RAITANEN	FIN	7 Feb 96	8:30.69	
29	8	2	2280	Abrham SIME	ETH	7 Nov 01	8:31.49	
30	11	3	3035	Isaac UPDIKE	USA	21 Mar 92	8:31.81	qR
31	9	2	2524	Osama ZOGHLAMI	ITA	19 Jun 94	8:33.07	
32	10	2	2657	Salaheddine BEN YAZIDE	MAR	6 May 03	8:38.14	
33	11	2	2594	Seiya SUNADA	JPN	30 Oct 01	8:38.59	
34	12	3	2027	Fouad IDBAFDIL	ART	9 Feb 88	8:39.21	
35	12	1	2035	Matthew CLARKE	AUS	29 Apr 95	8:40.92	
36	12	2	2890	Emil BLOMBERG	SWE	9 Apr 92	8:42.33	
37	13	3	2021	Julián MOLINA	ARG	11 May 93	8:46.44	

SUMMARY
3000 Metres Steeplechase Men - Round 1

BIB 3035 ADVANCED TO THE FINAL BY THE REFEREE

19 August 2023

RANK	PLACE	HEAT	BIB	NAME	COUNTRY	DATE of BIRTH	RESULT
------	-------	------	-----	------	---------	---------------	--------

ALL-TIME OUTDOOR TOP LIST				2023 OUTDOOR TOP LIST			
RESULT	NAME	VENUE	DATE	RESULT	NAME	VENUE	2023
7:52.11	Lamecha GIRMA (ETH)	Paris (FRA)	9 Jun 23	7:52.11	Lamecha GIRMA (ETH)	Paris (FRA)	9 Jun
7:53.63	Saif Saaeed SHAHEEN (QAT)	Bruxelles (BEL)	3 Sep 04	7:56.68	Soufiane EL BAKKALI (MAR)	Rabat (MAR)	28 May
7:53.64	Brimin Kiprop KIPRUTO (KEN)	Monaco (MON)	22 Jul 11	8:04.19	Simon Kiprop KOECH (KEN)	Monaco (MON)	21 Jul
7:54.31	Paul Kipsiele KOECH (KEN)	Roma (ITA)	31 May 12	8:05.15	Getnet WALE (ETH)	Rabat (MAR)	28 May
7:55.28	Brahim BOULAMI (MAR)	Bruxelles (BEL)	24 Aug 01	8:05.51	Abraham KIBIWOT (KEN)	Rabat (MAR)	28 May
7:55.72	Bernard BARMASAI (KEN)	Köln (GER)	24 Aug 97	8:09.45	Leonard Kipkemoi BETT (KEN)	Chorzów (POL)	16 Jul
7:55.76	Ezekiel KEMBOI (KEN)	Monaco (MON)	22 Jul 11	8:09.91	Ryuji MIURA (JPN)	Paris (FRA)	9 Jun
7:56.16	Moses KIPTANUI (KEN)	Köln (GER)	24 Aug 97	8:10.56	Abrham SIME (ETH)	Monaco (MON)	21 Jul
7:56.68	Soufiane EL BAKKALI (MAR)	Rabat (MAR)	28 May 23	8:10.57	Samuel FIREWU (ETH)	Monaco (MON)	21 Jul
7:56.81	Richard Kipkemboi MATEELONG (KEN)	Doha (QAT)	11 May 12	8:10.63	Daniel ARCE (ESP)	Paris (FRA)	9 Jun

RACE ANALYSIS



3000 Metres Steeplechase Men - Round 1

First 5 of each heat (Q) qualify to Final

Heat 1

3

19 August 2023

12:35 START TIME

21° C

94 %

TEMPERATURE HUMIDITY

1	100 m	2	200 m	3	300 m	4	400 m	5	500 m	6	600 m	7	700 m	8	800 m	9	900 m	10	1000 m
11	1100 m	12	1200 m	13	1300 m	14	1400 m	15	1500 m	16	1600 m	17	1700 m	18	1800 m	19	1900 m	20	2000 m
21	2100 m	22	2200 m	23	2300 m	24	2400 m	25	2500 m	26	2600 m	27	2700 m	28	2800 m	29	2900 m		

1 2282 Getnet WALE

ETH 16 Jul 00

8:19.99

1	16.19 (1)	2	33.59 (1)	3	50.74 (1)	4	1:07.96 (1)	5	1:25.20 (1)	6	1:42.82 (1)	7	2:00.42 (1)	8	2:17.94 (1)	9	2:35.47 (1)	10	2:53.00 (1)
11	17.75	12	18.40	13	17.52	14	17.68	15	16.93	16	16.22	17	16.61	18	16.54	19	16.28	20	16.48
21	16.81	22	15.88	23	16.60	24	16.07	25	16.23	26	15.13	27	14.93	28	14.59	29	15.65		14.69
	6:00.22 (5)		6:16.10 (2)		6:32.70 (2)		6:48.77 (2)		7:05.00 (1)		7:20.13 (1)		7:35.06 (1)		7:49.65 (1)		8:05.30 (1)		

2 2141 Jean-Simon DESGAGNÉS

CAN 26 Jul 98

8:20.04

1	16.61 (4)	2	34.14 (6)	3	51.68 (8)	4	1:09.05 (8)	5	1:26.11 (7)	6	1:43.79 (10)	7	2:01.07 (6)	8	2:18.74 (7)	9	2:36.30 (8)	10	2:53.65 (8)
11	17.81	12	18.31	13	17.88	14	17.43	15	17.31	16	16.25	17	16.81	18	16.17	19	16.64	20	16.06
21	16.62	22	16.18	23	16.94	24	16.00	25	16.13	26	15.63	27	14.88	28	14.64	29	15.29		14.11
	6:00.24 (6)		6:16.42 (6)		6:33.36 (9)		6:49.36 (7)		7:05.49 (7)		7:21.12 (9)		7:36.00 (7)		7:50.64 (6)		8:05.93 (4)		

3 2620 Simon Kiprop KOECH

KEN 10 Jun 03

8:20.29

1	16.82 (7)	2	34.43 (8)	3	51.25 (5)	4	1:08.55 (5)	5	1:25.65 (5)	6	1:43.27 (6)	7	2:00.86 (5)	8	2:18.38 (4)	9	2:35.61 (3)	10	2:53.37 (4)
11	17.67	12	18.31	13	17.88	14	17.64	15	15.16	16	17.59	17	16.65	18	16.28	19	16.32	20	16.25
21	16.45	22	16.49	23	16.82	24	15.84	25	16.57	26	14.90	27	15.08	28	15.06	29	15.05		14.91
	5:59.57 (1)		6:16.06 (1)		6:32.88 (3)		6:48.72 (1)		7:05.29 (5)		7:20.19 (2)		7:35.27 (3)		7:50.33 (5)		8:05.38 (2)		

4 2235 Daniel ARCE

ESP 22 Apr 92

8:20.46

1	17.14 (9)	2	34.60 (9)	3	52.00 (10)	4	1:09.51 (10)	5	1:26.51 (10)	6	1:43.69 (9)	7	2:01.78 (11)	8	2:18.96 (9)	9	2:36.45 (9)	10	2:53.62 (7)
11	17.77	12	18.25	13	17.69	14	19.99	15	14.78	16	16.63	17	16.34	18	16.19	19	16.93	20	15.94
21	16.33	22	16.14	23	16.65	24	15.73	25	16.20	26	15.17	27	15.23	28	14.69	29	15.55		14.64
	6:00.46 (7)		6:16.60 (9)		6:33.25 (7)		6:48.98 (3)		7:05.18 (2)		7:20.35 (3)		7:35.58 (4)		7:50.27 (3)		8:05.82 (3)		

5 2563 Ryoma AOKI

JPN 16 Jun 97

8:20.54 ^{SB}

1	16.77 (6)	2	33.97 (5)	3	51.42 (6)	4	1:08.85 (6)	5	1:25.94 (6)	6	1:43.21 (5)	7	2:01.18 (7)	8	2:18.92 (8)	9	2:36.47 (10)	10	2:53.79 (9)
11	17.92	12	18.24	13	17.46	14	17.96	15	16.59	16	16.50	17	16.75	18	16.76	19	16.03	20	16.06
21	16.16	22	16.29	23	16.47	24	16.05	25	16.36	26	15.58	27	15.37	28	14.93	29	15.39		13.88
	6:00.22 (4)		6:16.51 (7)		6:32.98 (4)		6:49.03 (5)		7:05.39 (6)		7:20.97 (7)		7:36.34 (8)		7:51.27 (7)		8:06.66 (7)		

6 2667 Mohamed TINDOUFT

MAR 12 Mar 93

8:20.67

1	17.37 (11)	2	34.89 (11)	3	51.89 (9)	4	1:09.27 (9)	5	1:26.47 (9)	6	1:43.34 (7)	7	2:01.41 (9)	8	2:19.12 (10)	9	2:36.17 (7)	10	2:53.43 (6)
11	18.01	12	18.32	13	17.88	14	19.83	15	14.73	16	16.63	17	16.62	18	15.77	19	16.53	20	16.21
21	16.73	22	15.83	23	16.56	24	16.31	25	16.69	26	14.37	27	14.70	28	14.88	29	16.04		14.60
	6:00.69 (9)		6:16.52 (8)		6:33.08 (6)		6:49.39 (9)		7:06.08 (9)		7:20.45 (4)		7:35.15 (2)		7:50.03 (2)		8:06.07 (5)		

7 2462 Avinash Mukund SABLE

IND 13 Sep 94

8:22.24

1	16.65 (5)	2	33.81 (3)	3	50.94 (3)	4	1:08.08 (2)	5	1:25.30 (2)	6	1:43.01 (3)	7	2:00.53 (2)	8	2:18.14 (2)	9	2:35.66 (4)	10	2:53.38 (5)
11	17.88	12	18.34	13	17.86	14	17.83	15	16.31	16	16.54	17	16.22	18	16.42	19	16.44	20	16.22
21	17.09	22	15.60	23	16.30	24	16.57	25	16.28	26	15.50	27	14.90	28	14.63	29	16.10		15.83
	6:00.53 (8)		6:16.13 (3)		6:32.43 (1)		6:49.00 (4)		7:05.28 (4)		7:20.78 (6)		7:35.68 (5)		7:50.31 (4)		8:06.41 (6)		

RACE ANALYSIS
3000 Metres Steeplechase Men - Round 1

8 2999 Benard KETER										USA	25 May 92	8:24.20							
1	17.76	2	17.49	3	17.34	4	17.51	5	16.77	6	16.98	7	17.44	8	17.42	9	17.32	10	17.92
	17.76 (12)		35.25 (12)		52.59 (12)		1:10.10 (12)		1:26.87 (11)		1:43.85 (11)		2:01.29 (8)		2:18.71 (6)		2:36.03 (6)		2:53.95 (11)
11	17.78	12	17.78	13	17.27	14	17.76	15	16.89	16	16.40	17	16.46	18	17.15	19	15.86	20	16.18
	3:11.73 (10)		3:29.51 (6)		3:46.78 (2)		4:04.54 (3)		4:21.43 (3)		4:37.83 (3)		4:54.29 (3)		5:11.44 (10)		5:27.30 (4)		5:43.48 (4)
21	16.47	22	16.34	23	16.75	24	16.02	25	16.17	26	15.33	27	15.38	28	15.34	29	16.37		16.55
	5:59.95 (3)		6:16.29 (4)		6:33.04 (5)		6:49.06 (6)		7:05.23 (3)		7:20.56 (5)		7:35.94 (6)		7:51.28 (8)		8:07.65 (8)		

9 2895 Vidar JOHANSSON										SWE	8 Oct 96	8:27.21							
1	16.56	2	17.35	3	17.20	4	17.34	5	17.18	6	17.38	7	17.76	8	17.73	9	17.42	10	17.36
	16.56 (3)		33.91 (4)		51.11 (4)		1:08.45 (4)		1:25.63 (4)		1:43.01 (4)		2:00.77 (4)		2:18.50 (5)		2:35.92 (5)		2:53.28 (3)
11	17.78	12	18.39	13	17.61	14	18.20	15	16.29	16	16.79	17	16.65	18	16.07	19	16.88	20	16.37
	3:11.06 (4)		3:29.45 (5)		3:47.06 (4)		4:05.26 (6)		4:21.55 (5)		4:38.34 (7)		4:54.99 (7)		5:11.06 (5)		5:27.94 (8)		5:44.31 (11)
21	16.50	22	16.31	23	16.58	24	16.33	25	16.63	26	16.02	27	15.86	28	15.94	29	16.54		16.19
	6:00.81 (10)		6:17.12 (10)		6:33.70 (10)		6:50.03 (10)		7:06.66 (10)		7:22.68 (10)		7:38.54 (10)		7:54.48 (10)		8:11.02 (10)		

10 2925 Ahmed JAZIRI										TUN	16 Dec 97	8:29.81							
1	17.02	2	17.34	3	17.22	4	17.42	5	17.33	6	17.19	7	18.04	8	17.66	9	17.45	10	17.19
	17.02 (8)		34.36 (7)		51.58 (7)		1:09.00 (7)		1:26.33 (8)		1:43.52 (8)		2:01.56 (10)		2:19.22 (11)		2:36.67 (11)		2:53.86 (10)
11	17.97	12	18.18	13	17.68	14	17.88	15	16.68	16	16.16	17	16.65	18	16.20	19	16.86	20	15.54
	3:11.83 (11)		3:30.01 (11)		3:47.69 (11)		4:05.57 (9)		4:22.25 (11)		4:38.41 (8)		4:55.06 (8)		5:11.26 (8)		5:28.12 (10)		5:43.66 (6)
21	16.27	22	16.43	23	16.90	24	16.10	25	16.33	26	15.41	27	15.39	28	15.11	29	17.69		20.52
	5:59.93 (2)		6:16.36 (5)		6:33.26 (8)		6:49.36 (8)		7:05.69 (8)		7:21.10 (8)		7:36.49 (9)		7:51.60 (9)		8:09.29 (9)		

11 2293 Topi RAITANEN										FIN	7 Feb 96	8:30.69							
1	17.25	2	17.46	3	17.58	4	17.67	5	16.93	6	17.49	7	17.75	8	17.52	9	17.64	10	17.31
	17.25 (10)		34.71 (10)		52.29 (11)		1:09.96 (11)		1:26.89 (12)		1:44.38 (12)		2:02.13 (12)		2:19.65 (12)		2:37.29 (12)		2:54.60 (12)
11	17.55	12	18.22	13	17.82	14	17.61	15	17.10	16	16.44	17	16.68	18	16.07	19	16.71	20	16.20
	3:12.15 (12)		3:30.37 (12)		3:48.19 (12)		4:05.80 (10)		4:22.90 (12)		4:39.34 (12)		4:56.02 (12)		5:12.09 (12)		5:28.80 (12)		5:45.00 (12)
21	16.73	22	16.35	23	16.60	24	16.60	25	17.08	26	16.09	27	16.24	28	15.96	29	17.28		16.76
	6:01.73 (12)		6:18.08 (12)		6:34.68 (12)		6:51.28 (11)		7:08.36 (11)		7:24.45 (11)		7:40.69 (11)		7:56.65 (11)		8:13.93 (11)		

12 2035 Matthew CLARKE										AUS	29 Apr 95	8:40.92							
1	16.28	2	17.39	3	17.21	4	17.31	5	17.21	6	17.51	7	17.76	8	17.52	9	17.37	10	17.68
	16.28 (2)		33.67 (2)		50.88 (2)		1:08.19 (3)		1:25.40 (3)		1:42.91 (2)		2:00.67 (3)		2:18.19 (3)		2:35.56 (2)		2:53.24 (2)
11	17.58	12	18.35	13	17.97	14	17.55	15	16.80	16	16.63	17	16.77	18	16.23	19	16.49	20	16.60
	3:10.82 (2)		3:29.17 (2)		3:47.14 (5)		4:04.69 (4)		4:21.49 (4)		4:38.12 (5)		4:54.89 (6)		5:11.12 (6)		5:27.61 (6)		5:44.21 (10)
21	17.19	22	16.20	23	16.93	24	17.39	25	17.70	26	17.26	27	17.58	28	18.29	29	19.76		18.41
	6:01.40 (11)		6:17.60 (11)		6:34.53 (11)		6:51.92 (12)		7:09.62 (12)		7:26.88 (12)		7:44.46 (12)		8:02.75 (12)		8:22.51 (12)		

RACE ANALYSIS



3000 Metres Steeplechase Men - Round 1

First 5 of each heat (Q) qualify to Final

Heat 2 **3**

19 August 2023 12:50 START TIME 22° C TEMPERATURE 88 % HUMIDITY

1	100 m	2	200 m	3	300 m	4	400 m	5	500 m	6	600 m	7	700 m	8	800 m	9	900 m	10	1000 m
11	1100 m	12	1200 m	13	1300 m	14	1400 m	15	1500 m	16	1600 m	17	1700 m	18	1800 m	19	1900 m	20	2000 m
21	2100 m	22	2200 m	23	2300 m	24	2400 m	25	2500 m	26	2600 m	27	2700 m	28	2800 m	29	2900 m		

1 3027 Kenneth ROOKS										USA					21 Oct 99	8:23.66			
1	17.10 (3)	2	17.92 (4)	3	17.51 (5)	4	17.49 (6)	5	17.46 (4)	6	18.04 (3)	7	18.01 (6)	8	17.16 (7)	9	17.35 (6)	10	17.35 (4)
11	17.72 (8)	12	17.32 (11)	13	16.59 (9)	14	16.84 (6)	15	17.30 (10)	16	16.85 (10)	17	17.48 (10)	18	16.58 (6)	19	16.90 (8)	20	16.86 (9)
21	16.04 (6)	22	16.24 (4)	23	16.74 (8)	24	16.38 (8)	25	16.52 (5)	26	15.28 (5)	27	15.04 (3)	28	15.23 (3)	29	15.70 (2)		14.66
	6:01.87 (6)		6:18.11 (4)		6:34.85 (8)		6:51.23 (8)		7:07.75 (5)		7:23.03 (5)		7:38.07 (3)		7:53.30 (3)		8:09.00 (2)		

2 2659 Soufiane EL BAKKALI										MAR					7 Jan 96	8:23.66			
1	17.91 (11)	2	17.92 (9)	3	17.62 (11)	4	17.31 (11)	5	17.63 (10)	6	18.09 (10)	7	17.57 (10)	8	17.19 (10)	9	16.95 (7)	10	17.56 (7)
11	16.96 (5)	12	17.21 (5)	13	16.57 (6)	14	17.06 (4)	15	16.98 (3)	16	16.71 (2)	17	17.19 (2)	18	16.91 (1)	19	17.14 (3)	20	16.63 (3)
21	16.38 (2)	22	16.51 (2)	23	16.31 (2)	24	16.27 (2)	25	16.50 (1)	26	15.46 (1)	27	15.30 (1)	28	15.36 (1)	29	15.69 (1)		14.77
	6:01.49 (2)		6:18.00 (2)		6:34.31 (2)		6:50.58 (2)		7:07.08 (1)		7:22.54 (1)		7:37.84 (1)		7:53.20 (1)		8:08.89 (1)		

3 2926 Mohamed Amin JHINAUI										TUN					2 Apr 97	8:24.20			
1	17.29 (5)	2	18.91 (12)	3	16.79 (8)	4	17.36 (9)	5	17.73 (9)	6	18.00 (9)	7	17.85 (9)	8	17.05 (9)	9	17.61 (10)	10	17.18 (9)
11	17.21 (2)	12	17.20 (2)	13	16.54 (2)	14	18.22 (3)	15	16.00 (1)	16	16.59 (1)	17	17.19 (1)	18	18.26 (2)	19	15.43 (1)	20	16.88 (2)
21	16.41 (4)	22	18.14 (10)	23	14.79 (5)	24	16.50 (6)	25	16.61 (4)	26	15.26 (3)	27	15.29 (4)	28	15.51 (5)	29	15.95 (5)		14.45
	6:01.70 (4)		6:19.84 (10)		6:34.63 (5)		6:51.13 (6)		7:07.74 (4)		7:23.00 (3)		7:38.29 (4)		7:53.80 (5)		8:09.75 (5)		

4 2612 Abraham KIBIWOT										KEN					6 Apr 96	8:24.31			
1	16.87 (1)	2	17.78 (1)	3	17.41 (1)	4	17.12 (1)	5	17.90 (2)	6	18.10 (1)	7	17.42 (1)	8	16.98 (1)	9	17.53 (1)	10	17.69 (1)
11	17.45 (2)	12	17.14 (2)	13	16.68 (2)	14	17.37 (3)	15	16.80 (1)	16	16.97 (1)	17	17.29 (2)	18	16.86 (2)	19	16.99 (2)	20	16.72 (2)
21	16.22 (1)	22	16.61 (1)	23	16.39 (1)	24	16.28 (1)	25	16.57 (2)	26	15.62 (2)	27	15.25 (2)	28	15.27 (2)	29	15.98 (3)		15.05
	6:01.29 (1)		6:17.90 (1)		6:34.29 (1)		6:50.57 (1)		7:07.14 (2)		7:22.76 (2)		7:38.01 (2)		7:53.28 (2)		8:09.26 (3)		

5 2939 Leonard CHEMUTAI										UGA					5 May 03	8:24.74			
1	17.64 (8)	2	18.45 (11)	3	16.76 (6)	4	17.43 (8)	5	17.54 (7)	6	18.14 (6)	7	17.83 (8)	8	17.11 (8)	9	17.37 (8)	10	17.31 (5)
11	17.57 (9)	12	16.88 (6)	13	16.72 (5)	14	16.90 (5)	15	17.18 (6)	16	16.77 (6)	17	17.32 (5)	18	19.00 (11)	19	14.80 (5)	20	16.63 (5)
21	16.39 (5)	22	16.67 (7)	23	16.17 (4)	24	16.37 (4)	25	16.66 (3)	26	15.40 (4)	27	15.68 (5)	28	14.96 (4)	29	15.84 (4)		15.25
	6:01.74 (5)		6:18.41 (7)		6:34.58 (4)		6:50.95 (4)		7:07.61 (3)		7:23.01 (4)		7:38.69 (5)		7:53.65 (4)		8:09.49 (4)		

6 2012 Nahuel CARABAÑA										AND					10 Nov 99	8:27.05			
1	17.69 (9)	2	17.74 (7)	3	17.74 (9)	4	17.01 (7)	5	17.75 (8)	6	18.03 (7)	7	17.52 (5)	8	17.06 (5)	9	17.39 (5)	10	17.78 (6)
11	16.81 (3)	12	17.21 (3)	13	16.65 (2)	14	17.70 (8)	15	16.76 (6)	16	17.10 (7)	17	17.33 (8)	18	17.95 (9)	19	15.64 (7)	20	17.07 (10)
21	16.44 (8)	22	15.89 (6)	23	16.58 (7)	24	16.66 (9)	25	16.52 (8)	26	15.46 (6)	27	15.43 (6)	28	15.99 (7)	29	15.67 (7)		16.48
	6:02.37 (8)		6:18.26 (6)		6:34.84 (7)		6:51.50 (9)		7:08.02 (8)		7:23.48 (6)		7:38.91 (6)		7:54.90 (7)		8:10.57 (7)		

7 2434 István PALKOVITS										HUN					27 Dec 00	8:29.37			
1	17.81 (10)	2	17.86 (8)	3	17.60 (10)	4	17.36 (10)	5	17.81 (11)	6	18.15 (12)	7	17.78 (12)	8	17.29 (12)	9	17.29 (12)	10	19.60 (11)
11	14.92 (11)	12	16.34 (4)	13	16.50 (4)	14	17.04 (11)	15	17.26 (5)	16	17.14 (7)	17	17.36 (7)	18	18.42 (10)	19	15.84 (11)	20	15.44 (11)
21	16.71 (3)	22	16.52 (3)	23	16.31 (3)	24	16.65 (5)	25	16.87 (6)	26	16.38 (9)	27	16.09 (9)	28	16.06 (8)	29	17.10 (8)		15.87
	6:01.52 (3)		6:18.04 (3)		6:34.35 (3)		6:51.00 (5)		7:07.87 (6)		7:24.25 (9)		7:40.34 (9)		7:56.40 (8)		8:13.50 (8)		

RACE ANALYSIS
3000 Metres Steeplechase Men - Round 1

8 2280 Abrham SIME										ETH 7 Nov 01										8:31.49																																							
1	17.47	2	17.62	3	17.42	4	16.86	5	18.34	6	17.81	7	17.56	8	16.71	9	17.98	10	17.30	11	17.11	12	16.80	13	16.90	14	17.49	15	16.89	16	17.16	17	17.63	18	16.56	19	17.03	20	17.09	21	17.05	22	15.65	23	16.26	24	16.20	25	17.11	26	15.67	27	15.59	28	15.20	29	15.59		21.44
	17.47 (6)		35.09 (5)		52.51 (4)		1:09.37 (2)		1:27.71 (6)		1:45.52 (2)		2:03.08 (3)		2:19.79 (2)		2:37.77 (3)		2:55.07 (2)		3:12.18 (1)		3:28.98 (1)		3:45.88 (1)		4:03.37 (2)		4:20.26 (2)		4:37.42 (3)		4:55.05 (6)		5:11.61 (3)		5:28.64 (4)		5:45.73 (8)																				
	6:02.09 (10)		6:18.43 (8)		6:34.69 (6)		6:50.89 (3)		7:08.00 (7)		7:23.67 (7)		7:39.26 (7)		7:54.46 (6)		8:10.05 (6)																																										

9 2524 Osama ZOGLAMI										ITA 19 Jun 94										8:33.07																																							
1	17.54	2	17.76	3	17.63	4	17.01	5	17.73	6	18.07	7	17.94	8	16.94	9	17.80	10	17.35	11	17.76	12	16.82	13	16.93	14	16.70	15	17.16	16	16.73	17	17.43	18	16.52	19	17.19	20	16.61	21	16.47	22	16.16	23	16.98	24	15.95	25	17.04	26	15.90	27	15.96	28	16.82	29	18.35		17.82
	17.54 (7)		35.30 (6)		52.93 (7)		1:09.94 (5)		1:27.67 (5)		1:45.74 (4)		2:03.68 (7)		2:20.62 (6)		2:38.42 (9)		2:55.77 (8)		3:13.53 (12)		3:30.35 (9)		3:47.28 (11)		4:03.98 (7)		4:21.14 (9)		4:37.87 (8)		4:55.30 (9)		5:11.82 (4)		5:29.01 (9)		5:45.62 (7)																				
	6:02.09 (7)		6:18.25 (5)		6:35.23 (9)		6:51.18 (7)		7:08.22 (9)		7:24.12 (8)		7:40.08 (8)		7:56.90 (9)		8:15.25 (9)																																										

10 2657 Salaheddine BEN YAZIDE										MAR 6 May 03										8:38.14																																							
1	18.02	2	17.85	3	17.75	4	17.23	5	17.64	6	17.73	7	17.93	8	17.19	9	17.30	10	21.16	11	13.51	12	17.41	13	16.57	14	17.93	15	16.11	16	16.69	17	17.51	18	16.65	19	16.92	20	17.07	21	16.66	22	16.29	23	16.56	24	16.48	25	16.99	26	17.33	27	17.62	28	18.06	29	18.75		17.23
	18.02 (12)		35.87 (10)		53.62 (12)		1:10.85 (12)		1:28.49 (12)		1:46.22 (9)		2:04.15 (11)		2:21.34 (11)		2:38.64 (11)		2:59.80 (12)		3:13.31 (10)		3:30.72 (12)		3:47.29 (12)		4:05.22 (11)		4:21.33 (12)		4:38.02 (11)		4:55.53 (11)		5:12.18 (7)		5:29.10 (10)		5:46.17 (11)																				
	6:02.83 (11)		6:19.12 (9)		6:35.68 (10)		6:52.16 (10)		7:09.15 (10)		7:26.48 (10)		7:44.10 (10)		8:02.16 (10)		8:20.91 (10)																																										

11 2594 Seiya SUNADA										JPN 30 Oct 01										8:38.59																																							
1	16.89	2	17.87	3	17.43	4	17.35	5	17.53	6	18.69	7	17.50	8	17.10	9	17.48	10	17.32	11	17.69	12	17.50	13	16.73	14	18.39	15	15.76	16	16.87	17	17.46	18	19.09	19	16.62	20	16.28	21	17.08	22	16.93	23	17.31	24	16.95	25	17.95	26	16.76	27	17.38	28	17.36	29	17.34		15.98
	16.89 (2)		34.76 (2)		52.19 (2)		1:09.54 (3)		1:27.07 (1)		1:45.76 (5)		2:03.26 (4)		2:20.36 (4)		2:37.84 (4)		2:55.16 (3)		3:12.85 (6)		3:30.35 (10)		3:47.08 (10)		4:05.47 (12)		4:21.23 (11)		4:38.10 (12)		4:55.56 (12)		5:14.65 (12)		5:31.27 (12)		5:47.55 (12)																				
	6:04.63 (12)		6:21.56 (12)		6:38.87 (12)		6:55.82 (12)		7:13.77 (12)		7:30.53 (12)		7:47.91 (12)		8:05.27 (11)		8:22.61 (11)																																										

12 2890 Emil BLOMBERG										SWE 9 Apr 92										8:42.33																																							
1	17.15	2	17.72	3	17.55	4	17.48	5	17.21	6	19.44	7	16.33	8	16.96	9	17.55	10	19.19	11	15.98	12	17.50	13	16.05	14	18.88	15	15.59	16	16.91	17	17.20	18	17.30	19	16.81	20	16.75	21	17.07	22	17.96	23	15.64	24	17.48	25	17.62	26	18.36	27	18.05	28	18.10	29	18.54		17.96
	17.15 (4)		34.87 (3)		52.42 (3)		1:09.90 (4)		1:27.11 (3)		1:46.55 (11)		2:02.88 (2)		2:19.84 (3)		2:37.39 (2)		2:56.58 (10)		3:12.56 (4)		3:30.06 (7)		3:46.11 (3)		4:04.99 (10)		4:20.58 (4)		4:37.49 (4)		4:54.69 (3)		5:11.99 (5)		5:28.80 (6)		5:45.55 (6)																				
	6:02.62 (9)		6:20.58 (11)		6:36.22 (11)		6:53.70 (11)		7:11.32 (11)		7:29.68 (11)		7:47.73 (11)		8:05.83 (12)		8:24.37 (12)																																										

RACE ANALYSIS



3000 Metres Steeplechase Men - Round 1

First 5 of each heat (Q) qualify to Final

Heat 3

3

19 August 2023

13:05 START TIME

22° C TEMPERATURE

88 % HUMIDITY

1	100 m	2	200 m	3	300 m	4	400 m	5	500 m	6	600 m	7	700 m	8	800 m	9	900 m	10	1000 m
11	1100 m	12	1200 m	13	1300 m	14	1400 m	15	1500 m	16	1600 m	17	1700 m	18	1800 m	19	1900 m	20	2000 m
21	2100 m	22	2200 m	23	2300 m	24	2400 m	25	2500 m	26	2600 m	27	2700 m	28	2800 m	29	2900 m		

1 2276 Lamecha GIRMA ETH 26 Nov 00 8:15.89

1	17.45 (8)	2	35.40 (8)	3	53.14 (10)	4	1:09.41 (3)	5	1:26.14 (3)	6	1:44.01 (4)	7	2:00.82 (3)	8	2:17.02 (3)	9	2:33.68 (2)	10	2:50.85 (3)
11	17.30	12	34.24 (2)	13	51.58 (2)	14	1:08.29 (1)	15	1:25.19 (2)	16	1:43.14 (2)	17	2:00.00 (1)	18	2:16.34 (1)	19	2:32.89 (1)	20	2:49.92 (1)
21	16.37	22	32.10 (1)	23	49.25 (1)														
	5:54.29 (1)		6:10.39 (1)		6:26.64 (1)														

2 2744 George BEAMISH NZL 24 Oct 96 8:16.36

1	17.72 (12)	2	35.43 (9)	3	53.20 (11)	4	1:10.48 (11)	5	1:27.43 (11)	6	1:44.75 (11)	7	2:02.51 (12)	8	2:18.57 (12)	9	2:35.43 (12)	10	2:52.50 (11)
11	16.82	12	33.27 (1)	13	50.91 (1)	14	1:07.01 (1)	15	1:24.08 (1)	16	1:41.11 (1)	17	1:57.11 (1)	18	2:13.11 (1)	19	2:29.08 (1)	20	2:45.05 (1)
21	17.22	22	34.32 (4)	23	52.12 (4)														
	5:55.90 (6)		6:11.22 (4)		6:27.34 (4)														

3 2605 Leonard Kipkemai BETT KEN 3 Nov 00 8:16.74

1	17.66 (10)	2	35.50 (10)	3	52.17 (2)	4	1:09.23 (2)	5	1:26.08 (2)	6	1:43.82 (1)	7	2:00.65 (2)	8	2:16.92 (2)	9	2:33.93 (3)	10	2:50.68 (1)
11	17.39	12	34.28 (2)	13	51.58 (2)	14	1:08.93 (2)	15	1:25.78 (2)	16	1:43.71 (2)	17	2:01.11 (2)	18	2:17.11 (2)	19	2:34.08 (2)	20	2:51.07 (2)
21	16.47	22	32.03 (1)	23	49.15 (1)														
	5:54.51 (2)		6:10.54 (2)		6:26.69 (2)														

4 2580 Ryuji MIURA JPN 21 Feb 02 8:18.73

1	17.08	2	35.08 (4)	3	52.68 (6)	4	1:10.00 (7)	5	1:26.93 (7)	6	1:44.44 (9)	7	2:01.69 (8)	8	2:17.98 (8)	9	2:34.64 (8)	10	2:51.68 (7)
11	17.12	12	34.16 (1)	13	51.19 (1)	14	1:09.22 (1)	15	1:26.13 (1)	16	1:43.54 (1)	17	2:01.19 (1)	18	2:17.49 (1)	19	2:34.35 (1)	20	2:51.07 (1)
21	16.60	22	33.84 (3)	23	51.25 (3)														
	5:54.99 (3)		6:10.83 (3)		6:27.08 (3)														

5 2903 Simon SUNDSTRÖM SWE 4 Feb 98 8:20.10 PB

1	17.24 (5)	2	35.16 (6)	3	52.94 (8)	4	1:10.24 (10)	5	1:27.25 (9)	6	1:44.54 (10)	7	2:02.19 (11)	8	2:18.50 (11)	9	2:35.32 (11)	10	2:52.17 (10)
11	17.18	12	34.25 (10)	13	51.78 (9)	14	1:09.24 (5)	15	1:26.91 (9)	16	1:44.19 (9)	17	2:01.40 (8)	18	2:17.88 (8)	19	2:34.79 (9)	20	2:51.64 (9)
21	16.59	22	33.17 (8)	23	50.40 (7)														
	5:56.28 (9)		6:12.45 (8)		6:28.85 (9)														

6 2258 Víctor RUIZ ESP 24 Jun 93 8:20.54

1	17.39 (7)	2	35.35 (7)	3	52.89 (7)	4	1:10.09 (8)	5	1:27.16 (8)	6	1:44.33 (8)	7	2:01.75 (9)	8	2:18.19 (9)	9	2:35.07 (10)	10	2:51.79 (8)
11	17.26	12	34.46 (11)	13	51.74 (12)	14	1:09.66 (6)	15	1:26.97 (11)	16	1:43.74 (11)	17	2:01.30 (11)	18	2:17.82 (9)	19	2:34.52 (11)	20	2:51.07 (10)
21	16.35	22	33.55 (10)	23	50.04 (6)														
	5:56.34 (10)		6:12.89 (10)		6:28.93 (10)														

7 2297 Djitali BEDRANI FRA 1 Oct 93 8:20.69

1	17.27 (6)	2	35.05 (3)	3	51.99 (1)	4	1:08.93 (1)	5	1:25.77 (1)	6	1:43.97 (3)	7	2:00.92 (4)	8	2:17.39 (4)	9	2:34.21 (4)	10	2:51.36 (5)
11	17.16	12	34.25 (3)	13	51.64 (5)	14	1:09.14 (10)	15	1:26.76 (5)	16	1:43.54 (5)	17	2:01.40 (5)	18	2:17.82 (4)	19	2:34.66 (5)	20	2:51.03 (6)
21	16.66	22	33.24 (6)	23	50.20 (6)														
	5:55.69 (5)		6:11.93 (6)		6:28.13 (6)														

RACE ANALYSIS
3000 Metres Steeplechase Men - Round 1

8 2366 Karl BEBENDORF										GER	7 May 96	8:22.33																	
1	17.15	2	18.01	3	17.36	4	17.15	5	16.89	6	17.62	7	17.23	8	16.33	9	16.74	10	17.17	17.15 (4)	35.16 (5)	52.52 (4)	1:09.67 (6)	1:26.56 (6)	1:44.18 (7)	2:01.41 (7)	2:17.74 (7)	2:34.48 (6)	2:51.65 (6)
11	17.21	12	17.36	13	17.17	14	21.50	15	12.04	16	16.95	17	16.73	18	16.41	19	16.29	20	16.75	3:08.86 (8)	3:26.22 (9)	3:43.39 (8)	4:04.89 (13)	4:16.93 (7)	4:33.88 (7)	4:50.61 (9)	5:07.02 (6)	5:23.31 (10)	5:40.06 (11)
21	17.04	22	16.15	23	16.16																5:57.10 (11)	6:13.25 (11)	6:29.41 (11)						
9 2663 Mohammed MSAAD										MAR	4 Mar 04	8:22.95																	
1	17.66	2	17.94	3	17.86	4	17.28	5	16.57	6	17.48	7	17.12	8	16.31	9	16.78	10	16.90	17.66 (11)	35.60 (12)	53.46 (13)	1:10.74 (13)	1:27.31 (10)	1:44.79 (12)	2:01.91 (10)	2:18.22 (10)	2:35.00 (9)	2:51.90 (9)
11	17.11	12	16.90	13	16.91	14	16.97	15	16.94	16	16.41	17	16.48	18	16.37	19	16.44	20	16.07	3:09.01 (9)	3:25.91 (7)	3:42.82 (4)	3:59.79 (3)	4:16.73 (4)	4:33.14 (4)	4:49.62 (3)	5:05.99 (3)	5:22.43 (4)	5:38.50 (4)
21	16.66	22	16.32	23	16.51																5:55.16 (4)	6:11.48 (5)	6:27.99 (5)						
10 2523 Ala ZOGLAMI										ITA	19 Jun 94	8:28.76																	
1	17.05	2	17.93	3	17.62	4	16.97	5	16.88	6	17.48	7	17.30	8	16.32	9	17.04	10	22.80	17.05 (2)	34.98 (2)	52.60 (5)	1:09.57 (5)	1:26.45 (4)	1:43.93 (2)	2:01.23 (5)	2:17.55 (5)	2:34.59 (7)	2:57.39 (13)
11	11.33	12	17.16	13	17.21	14	16.99	15	16.99	16	16.82	17	16.42	18	16.61	19	15.78	20	16.65	3:08.72 (6)	3:25.88 (6)	3:43.09 (7)	4:00.08 (4)	4:17.07 (8)	4:33.89 (8)	4:50.31 (7)	5:06.92 (5)	5:22.70 (6)	5:39.35 (8)
21	16.65	22	16.22	23	16.28																5:56.00 (7)	6:12.22 (7)	6:28.50 (7)						
11 3035 Isaac UPDIKE										USA	21 Mar 92	8:31.81																	
1	16.90	2	18.04	3	17.37	4	17.17	5	17.04	6	17.58	7	17.22	8	16.34	9	16.75	10	16.85	16.90 (1)	34.94 (1)	52.31 (3)	1:09.48 (4)	1:26.52 (5)	1:44.10 (6)	2:01.32 (6)	2:17.66 (6)	2:34.41 (5)	2:51.26 (4)
11	17.30	12	17.05	13	17.39	14	17.97	15	15.86	16	16.80	17	16.58	18	18.15	19	14.68	20	16.23	3:08.56 (5)	3:25.61 (5)	3:43.00 (6)	4:00.97 (7)	4:16.83 (6)	4:33.63 (6)	4:50.21 (6)	5:08.36 (10)	5:23.04 (8)	5:39.27 (7)
21	16.85	22	16.47	23	16.13																5:56.12 (8)	6:12.59 (9)	6:28.72 (8)						
12 2027 Fouad IDBAFDIL										ART	9 Feb 88	8:39.21																	
1	17.85	2	17.95	3	17.48	4	17.42	5	17.54	6	16.57	7	17.97	8	16.38	9	16.91	10	16.63	17.85 (13)	35.80 (13)	53.28 (12)	1:10.70 (12)	1:28.24 (13)	1:44.81 (13)	2:02.78 (13)	2:19.16 (13)	2:36.07 (13)	2:52.70 (12)
11	16.79	12	17.50	13	17.50	14	16.77	15	16.45	16	17.49	17	17.29	18	16.77	19	16.92	20	17.58	3:09.49 (13)	3:26.99 (13)	3:44.49 (13)	4:01.26 (9)	4:17.71 (12)	4:35.20 (12)	4:52.49 (12)	5:09.26 (12)	5:26.18 (12)	5:43.76 (12)
21	17.93	22	17.42																6:01.69 (12)	6:19.11 (12)									
13 2021 Julián MOLINA										ARG	11 May 93	8:46.44																	
1	17.46	2	18.13	3	17.43	4	17.13	5	17.62	6	16.31	7	16.15	8	16.20	9	17.17	10	17.24	17.46 (9)	35.59 (11)	53.02 (9)	1:10.15 (9)	1:27.77 (12)	1:44.08 (5)	2:00.23 (1)	2:16.43 (1)	2:33.60 (1)	2:50.84 (2)
11	17.71	12	17.47	13	17.57	14	17.41	15	17.16	16	17.15	17	17.75	18	16.93	19	17.58	20	18.28	3:08.55 (4)	3:26.02 (8)	3:43.59 (11)	4:01.00 (8)	4:18.16 (13)	4:35.31 (13)	4:53.06 (13)	5:09.99 (13)	5:27.57 (13)	5:45.85 (13)
21	18.59	22	17.64																6:04.44 (13)	6:22.08 (13)									

RESULTS



3000 Metres Steeplechase Men - Round 1

First 5 of each heat (Q) qualify to Final

BIB 3035 ADVANCED TO THE FINAL BY THE REFEREE

RECORDS	RESULT	NAME	COUNTRY	AGE	VENUE	DATE
World Record WR	7:52.11	Lamecha GIRMA	ETH	23	Paris (FRA)	9 Jun 2023
Championships Record CR	8:00.43	Ezekiel KEMBOI	KEN	27	Berlin (GER)	18 Aug 2009
World Leading WL	7:52.11	Lamecha GIRMA	ETH	23	Paris (FRA)	9 Jun 2023

Note: World Record pending ratification

Area Record AR	National Record NR	Personal Best PB	Season Best SB

Heat 1

3

19 August 2023

12:35 START TIME

21° C
TEMPERATURE

94 %
HUMIDITY

PLACE	BIB	NAME	COUNTRY	DATE OF BIRTH	ORDER	RESULT	
1	2282	Getnet WALE	ETH	16 Jul 00	5	8:19.99	Q
2	2141	Jean-Simon DESGAGNÉS	CAN	26 Jul 98	12	8:20.04	Q
3	2620	Simon Kiprop KOECH	KEN	10 Jun 03	1	8:20.29	Q
4	2235	Daniel ARCE	ESP	22 Apr 92	8	8:20.46	Q
5	2563	Ryoma AOKI	JPN	16 Jun 97	7	8:20.54 (.531)	Q SB
6	2667	Mohamed TINDOUFT	MAR	12 Mar 93	2	8:20.67	
7	2462	Avinash Mukund SABLE	IND	13 Sep 94	11	8:22.24	
8	2999	Benard KETER	USA	25 May 92	6	8:24.20 (.194)	
9	2895	Vidar JOHANSSON	SWE	8 Oct 96	9	8:27.21	
10	2925	Ahmed JAZIRI	TUN	16 Dec 97	10	8:29.81	
11	2293	Topi RAITANEN	FIN	7 Feb 96	3	8:30.69	
12	2035	Matthew CLARKE	AUS	29 Apr 95	4	8:40.92	

INTERMEDIATE TIMES

100 m	16.19 Getnet WALE	200 m	33.59 Getnet WALE
300 m	50.74 Getnet WALE	400 m	1:07.96 Getnet WALE
500 m	1:25.20 Getnet WALE	600 m	1:42.82 Getnet WALE
700 m	2:00.42 Getnet WALE	800 m	2:17.94 Getnet WALE
900 m	2:35.47 Getnet WALE	1000 m	2:53.00 Getnet WALE
1100 m	3:10.75 Getnet WALE	1200 m	3:29.15 Getnet WALE
1300 m	3:46.67 Getnet WALE	1400 m	4:04.35 Getnet WALE
1500 m	4:20.03 Simon Kiprop KOECH	1600 m	4:37.50 Getnet WALE
1700 m	4:54.11 Getnet WALE	1800 m	5:10.55 Simon Kiprop KOECH
1900 m	5:26.87 Simon Kiprop KOECH	2000 m	5:43.12 Simon Kiprop KOECH
2100 m	5:59.57 Simon Kiprop KOECH	2200 m	6:16.06 Simon Kiprop KOECH
2300 m	6:32.43 Avinash Mukund SABLE	2400 m	6:48.72 Simon Kiprop KOECH
2500 m	7:05.00 Getnet WALE	2600 m	7:20.13 Getnet WALE
2700 m	7:35.06 Getnet WALE	2800 m	7:49.65 Getnet WALE
2900 m	8:05.30 Getnet WALE		

RESULTS
3000 Metres Steeplechase Men - Round 1

BIB 3035 ADVANCED TO THE FINAL BY THE REFEREE

Heat 2 **3**

19 August 2023

12:50 START TIME

22° C
TEMPERATURE

88 %
HUMIDITY

PLACE	BIB	NAME	COUNTRY	DATE of BIRTH	ORDER	RESULT
1	3027	Kenneth ROOKS	USA	21 Oct 99	8	8:23.66 (.656) Q
2	2659	Soufiane EL BAKKALI	MAR	7 Jan 96	7	8:23.66 (.657) Q
3	2926	Mohamed Amin JHINAOU	TUN	2 Apr 97	2	8:24.20 (.193) Q
4	2612	Abraham KIBIWOT	KEN	6 Apr 96	9	8:24.31 Q
5	2939	Leonard CHEMUTAI	UGA	5 May 03	1	8:24.74 Q
6	2012	Nahuel CARABAÑA	AND	10 Nov 99	11	8:27.05
7	2434	István PALKOVITS	HUN	27 Dec 00	4	8:29.37
8	2280	Abrham SIME	ETH	7 Nov 01	10	8:31.49
9	2524	Osama ZOGHLAMI	ITA	19 Jun 94	3	8:33.07
10	2657	Salaheddine BEN YAZIDE	MAR	6 May 03	5	8:38.14
11	2594	Seiya SUNADA	JPN	30 Oct 01	12	8:38.59
12	2890	Emil BLOMBERG	SWE	9 Apr 92	6	8:42.33

INTERMEDIATE TIMES

100 m	16.87 Abraham KIBIWOT	200 m	34.65 Abraham KIBIWOT
300 m	52.06 Abraham KIBIWOT	400 m	1:09.18 Abraham KIBIWOT
500 m	1:27.07 Seiya SUNADA	600 m	1:45.18 Abraham KIBIWOT
700 m	2:02.60 Abraham KIBIWOT	800 m	2:19.58 Abraham KIBIWOT
900 m	2:37.11 Abraham KIBIWOT	1000 m	2:54.80 Abraham KIBIWOT
1100 m	3:12.18 Abrham SIME	1200 m	3:28.98 Abrham SIME
1300 m	3:45.88 Abrham SIME	1400 m	4:03.35 István PALKOVITS
1500 m	4:20.24 Abraham KIBIWOT	1600 m	4:37.21 Abraham KIBIWOT
1700 m	4:54.43 Soufiane EL BAKKALI	1800 m	5:11.34 Soufiane EL BAKKALI
1900 m	5:28.35 Abraham KIBIWOT	2000 m	5:44.81 István PALKOVITS
2100 m	6:01.29 Abraham KIBIWOT	2200 m	6:17.90 Abraham KIBIWOT
2300 m	6:34.29 Abraham KIBIWOT	2400 m	6:50.57 Abraham KIBIWOT
2500 m	7:07.08 Soufiane EL BAKKALI	2600 m	7:22.54 Soufiane EL BAKKALI
2700 m	7:37.84 Soufiane EL BAKKALI	2800 m	7:53.20 Soufiane EL BAKKALI
2900 m	8:08.89 Soufiane EL BAKKALI		

RESULTS
3000 Metres Steeplechase Men - Round 1

BIB 3035 ADVANCED TO THE FINAL BY THE REFEREE

Heat 3 3

19 August 2023

13:05 START TIME

22° C
TEMPERATURE

88 %
HUMIDITY

PLACE	BIB	NAME	COUNTRY	DATE OF BIRTH	ORDER	RESULT	
1	2276	Lamecha GIRMA	ETH	26 Nov 00	2	8:15.89	Q
2	2744	George BEAMISH	NZL	24 Oct 96	7	8:16.36	Q
3	2605	Leonard Kipkemoi BETT	KEN	3 Nov 00	9	8:16.74	Q
4	2580	Ryuji MIURA	JPN	21 Feb 02	11	8:18.73	Q
5	2903	Simon SUNDSTRÖM	SWE	4 Feb 98	6	8:20.10	Q PB
6	2258	Victor RUIZ	ESP	24 Jun 93	8	8:20.54	[.531]
7	2297	Djilali BEDRANI	FRA	1 Oct 93	13	8:20.69	
8	2366	Karl BEBENDORF	GER	7 May 96	12	8:22.33	
9	2663	Mohammed MSAAD	MAR	4 Mar 04	5	8:22.95	
10	2523	Ala ZOGHLAMI	ITA	19 Jun 94	1	8:28.76	
11	3035	Isaac UPDIKE	USA	21 Mar 92	4	8:31.81	qR
12	2027	Fouad IDBAFDIL	ART	9 Feb 88	3	8:39.21	
13	2021	Julián MOLINA	ARG	11 May 93	10	8:46.44	

INTERMEDIATE TIMES

100 m	16.90 Isaac UPDIKE	200 m	34.94 Isaac UPDIKE
300 m	51.99 Djilali BEDRANI	400 m	1:08.93 Djilali BEDRANI
500 m	1:25.77 Djilali BEDRANI	600 m	1:43.82 Leonard Kipkemoi BETT
700 m	2:00.23 Julián MOLINA	800 m	2:16.43 Julián MOLINA
900 m	2:33.60 Julián MOLINA	1000 m	2:50.68 Leonard Kipkemoi BETT
1100 m	3:08.07 Leonard Kipkemoi BETT	1200 m	3:24.85 Leonard Kipkemoi BETT
1300 m	3:42.43 Leonard Kipkemoi BETT	1400 m	3:59.29 Lamecha GIRMA
1500 m	4:16.40 Leonard Kipkemoi BETT	1600 m	4:32.64 Leonard Kipkemoi BETT
1700 m	4:49.35 Lamecha GIRMA	1800 m	5:05.69 Lamecha GIRMA
1900 m	5:21.89 Lamecha GIRMA	2000 m	5:37.92 Lamecha GIRMA
2100 m	5:54.29 Lamecha GIRMA	2200 m	6:10.39 Lamecha GIRMA
2300 m	6:26.64 Lamecha GIRMA		

ALL-TIME OUTDOOR TOP LIST

RESULT	NAME	VENUE	DATE
7:52.11	Lamecha GIRMA (ETH)	Paris (FRA)	9 Jun 23
7:53.63	Saif Saaeed SHAHEEN (QAT)	Bruxelles (BEL)	3 Sep 04
7:53.64	Brimin Kiprop KIPRUTO (KEN)	Monaco (MON)	22 Jul 11
7:54.31	Paul Kipsiele KOECH (KEN)	Roma (ITA)	31 May 12
7:55.28	Brahim BOULAMI (MAR)	Bruxelles (BEL)	24 Aug 01
7:55.72	Bernard BARMASAI (KEN)	Köln (GER)	24 Aug 97
7:55.76	Ezekiel KEMBOI (KEN)	Monaco (MON)	22 Jul 11
7:56.16	Moses KIPTANUI (KEN)	Köln (GER)	24 Aug 97
7:56.68	Soufiane EL BAKKALI (MAR)	Rabat (MAR)	28 May 23
7:56.81	Richard Kipkemboi MATEELONG (KEN)	Doha (QAT)	11 May 12

2023 OUTDOOR TOP LIST

RESULT	NAME	VENUE	2023
7:52.11	Lamecha GIRMA (ETH)	Paris (FRA)	9 Jun
7:56.68	Soufiane EL BAKKALI (MAR)	Rabat (MAR)	28 May
8:04.19	Simon Kiprop KOECH (KEN)	Monaco (MON)	21 Jul
8:05.15	Getnet WALE (ETH)	Rabat (MAR)	28 May
8:05.51	Abraham KIBIWOT (KEN)	Rabat (MAR)	28 May
8:09.45	Leonard Kipkemoi BETT (KEN)	Chorzów (POL)	16 Jul
8:09.91	Ryuji MIURA (JPN)	Paris (FRA)	9 Jun
8:10.56	Abrham SIME (ETH)	Monaco (MON)	21 Jul
8:10.57	Samuel FIREWU (ETH)	Monaco (MON)	21 Jul
8:10.63	Daniel ARCE (ESP)	Paris (FRA)	9 Jun

RESULTS



110 Metres Hurdles Men - Final

RECORDS	RESULT	NAME	COUNTRY	AGE	VENUE	DATE
World Record WR	12.80	Aries MERRITT	USA	27	Bruxelles (BEL)	7 Sep 2012
Championships Record CR	12.91	Colin JACKSON	GBR	26	Stuttgart (GER)	20 Aug 1993
World Leading WL	12.94	Rasheed BROADBELL	JAM	23	Kingston (JAM)	9 Jul 2023
Area Record AR		National Record NR		Personal Best PB		Season Best SB

21 August 2023 21:43 START TIME

27° C TEMPERATURE 64 % HUMIDITY

0.0m/s WIND

PLACE	BIB	NAME	COUNTRY	DATE OF BIRTH	LANE	RESULT	REACTION	Fn
1	2994	Grant HOLLOWAY	USA	19 Nov 97	5	12.96	SB	0.135
2	2551	Hansle PARCHMENT	JAM	17 Jun 90	8	13.07	SB	0.169
3	3025	Daniel ROBERTS	USA	13 Nov 97	3	13.09		0.143
4	2979	Freddie CRITTENDEN	USA	3 Aug 94	4	13.16	SB	0.140
5	2572	Shunsuke IZUMIYA	JPN	26 Jan 00	6	13.19		0.143
6	2334	Sasha ZHOYA	FRA	25 Jun 02	7	13.26		0.166
7	2873	Jason JOSEPH	SUI	11 Oct 98	9	13.28		0.143
8	2298	Wilhem BELOCIAN	FRA	22 Jun 95	2	13.32		0.158

ALL-TIME OUTDOOR TOP LIST				2023 OUTDOOR TOP LIST			
RESULT	NAME	VENUE	DATE	RESULT	NAME	VENUE	2023
12.80	Aries MERRITT (USA)	Bruxelles (BEL)	7 Sep 12	12.94	Rasheed BROADBELL (JAM)	Kingston (JAM)	9 Jul
12.81	Grant HOLLOWAY (USA)	Eugene, OR (USA)	26 Jun 21	12.96	Cordell TINCH (USA)	Fayetteville, AR (USA)	23 Jun
12.84	Devon ALLEN (USA)	New York, NY (USA)	12 Jun 22	12.96	Grant HOLLOWAY (USA)	Budapest	21 Aug
12.87	Dayron ROBLES (CUB)	Ostrava (CZE)	12 Jun 08	13.01	Daniel ROBERTS (USA)	New York, NY (USA)	24 Jun
12.88	Xiang LIU (CHN)	Lausanne (SUI)	11 Jul 06	13.04	Shunsuke IZUMIYA (JPN)	Osaka (JPN)	4 Jun
12.89	David OLIVER (USA)	Paris-St-Denis (FRA)	16 Jul 10	13.04	Devon ALLEN (USA)	New York, NY (USA)	24 Jun
12.90	Dominique ARNOLD (USA)	Lausanne (SUI)	11 Jul 06	13.07	Wilhem BELOCIAN (FRA)	La Chaux-de-Fonds (SUI)	2 Jul
12.90	Omar MCLEOD (JAM)	Kingston (JAM)	24 Jun 17	13.07	Hansle PARCHMENT (JAM)	Budapest	21 Aug
12.91	Colin JACKSON (GBR)	Stuttgart (GER)	20 Aug 93	13.09	Robert DUNNING (USA)	Atlanta, GA (USA)	6 May
12.92	Roger KINGDOM (USA)	Zürich (SUI)	16 Aug 89	13.09	Just KWAOU-MATHEY (FRA)	Paris (FRA)	9 Jun
12.92	Allen JOHNSON (USA)	Atlanta, GA (USA)	23 Jun 96				
12.92	Sergey SHUBENKOV (RUS)	Székesfehérvár (HUN)	2 Jul 18				

RESULT PROGRESSION



110 Metres Hurdles Men - Final

RECORDS	RESULT	NAME	COUNTRY	AGE	VENUE	DATE
World Record WR	12.80	Aries MERRITT	USA	27	Bruxelles (BEL)	7 Sep 2012
Championships Record CR	12.91	Colin JACKSON	GBR	26	Stuttgart (GER)	20 Aug 1993
World Leading WL	12.94	Rasheed BROADBELL	JAM	23	Kingston (JAM)	9 Jul 2023
Area Record AR		National Record NR		Personal Best PB		Season Best SB

21 August 2023

RANK	BIB	NAME	COUNTRY	DATE of BIRTH	PHASE	HEAT	LANE	PLACE	RESULT	WIND
1	2994	Grant HOLLOWAY	USA	19 Nov 97	Final	1	5	1	12.96 SB	0.0
					Semi-Final	2	5	1	13.02 Q	-0.2
					Round 1	4	5	1	13.18 Q	-0.6
2	2551	Hansle PARCHMENT	JAM	17 Jun 90	Final	1	8	2	13.07 SB	0.0
					Semi-Final	3	5	5	13.18 Q	-0.1
					Round 1	1	3	3	13.30 Q	-0.3
3	3025	Daniel ROBERTS	USA	13 Nov 97	Final	1	3	3	13.09	0.0
					Semi-Final	1	5	6	13.19 Q	-0.2
					Round 1	5	5	11	13.36 Q	-0.9
4	2979	Freddie CRITTENDEN	USA	3 Aug 94	Final	1	4	4	13.16 SB	0.0
					Semi-Final	3	6	4	13.17 Q SB	-0.1
					Round 1	3	3	15	13.40 Q	0.0
5	2572	Shunsuke IZUMIYA	JPN	26 Jan 00	Final	1	6	5	13.19	0.0
					Semi-Final	1	6	3	13.16 Q	-0.2
					Round 1	2	6	8	13.33 Q	+0.5
6	2334	Sasha ZHOYA	FRA	25 Jun 02	Final	1	7	6	13.26	0.0
					Semi-Final	2	7	2	13.15 Q PB	-0.2
					Round 1	1	7	9	13.35 Q	-0.3
7	2873	Jason JOSEPH	SUI	11 Oct 98	Final	1	9	7	13.28	0.0
					Semi-Final	3	8	8	13.25 q	-0.1
					Round 1	4	2	13	13.38 Q	-0.6
8	2298	Wilhem BELOCIAN	FRA	22 Jun 95	Final	1	2	8	13.32	0.0
					Semi-Final	3	4	7	13.23 q	-0.1
					Round 1	2	9	4	13.31 Q	+0.5

ALL-TIME OUTDOOR TOP LIST				2023 OUTDOOR TOP LIST			
RESULT	NAME	VENUE	DATE	RESULT	NAME	VENUE	2023
12.80	Aries MERRITT (USA)	Bruxelles (BEL)	7 Sep 12	12.94	Rasheed BROADBELL (JAM)	Kingston (JAM)	9 Jul
12.81	Grant HOLLOWAY (USA)	Eugene, OR (USA)	26 Jun 21	12.96	Cordell TINCH (USA)	Fayetteville, AR (USA)	23 Jun
12.84	Devon ALLEN (USA)	New York, NY (USA)	12 Jun 22	12.96	Grant HOLLOWAY (USA)	Budapest	21 Aug
12.87	Dayron ROBLES (CUB)	Ostrava (CZE)	12 Jun 08	13.01	Daniel ROBERTS (USA)	New York, NY (USA)	24 Jun
12.88	Xiang LIU (CHN)	Lausanne (SUI)	11 Jul 06	13.04	Shunsuke IZUMIYA (JPN)	Osaka (JPN)	4 Jun
12.89	David OLIVER (USA)	Paris-St-Denis (FRA)	16 Jul 10	13.04	Devon ALLEN (USA)	New York, NY (USA)	24 Jun
12.90	Dominique ARNOLD (USA)	Lausanne (SUI)	11 Jul 06	13.07	Wilhem BELOCIAN (FRA)	La Chaux-de-Fonds (SUI)	2 Jul
12.90	Omar MCLEOD (JAM)	Kingston (JAM)	24 Jun 17	13.07	Hansle PARCHMENT (JAM)	Budapest	21 Aug
12.91	Colin JACKSON (GBR)	Stuttgart (GER)	20 Aug 93	13.09	Robert DUNNING (USA)	Atlanta, GA (USA)	6 May
12.92	Roger KINGDOM (USA)	Zürich (SUI)	16 Aug 89	13.09	Just KWAOU-MATHEY (FRA)	Paris (FRA)	9 Jun
12.92	Allen JOHNSON (USA)	Atlanta, GA (USA)	23 Jun 96				
12.92	Serqey SHUBENKOV (RUS)	Székesfehérvár (HUN)	2 Jul 18				

SUMMARY



110 Metres Hurdles Men - Semi-Final

First 2 of each heat (Q) plus 2 fastest times (q) qualify to Final

RECORDS	RESULT	NAME	COUNTRY	AGE	VENUE	DATE
World Record WR	12.80	Aries MERRITT	USA	27	Bruxelles (BEL)	7 Sep 2012
Championships Record CR	12.91	Colin JACKSON	GBR	26	Stuttgart (GER)	20 Aug 1993
World Leading WL	12.94	Rasheed BROADBELL	JAM	23	Kingston (JAM)	9 Jul 2023
Area Record AR		National Record NR		Personal Best PB		Season Best SB

21 August 2023

RANK	PLACE	HEAT	LANE	BIB	NAME	COUNTRY	DATE OF BIRTH	RESULT		WIND	
1	1	2	5	2994	Grant HOLLOWAY	USA	19 Nov 97	13.02	Q	-0.2	
2	2	2	7	2334	Sasha ZHOYA	FRA	25 Jun 02	13.15	Q PB	-0.2	
3	1	1	6	2572	Shunsuke IZUMIYA	JPN	26 Jan 00	13.16	Q	-0.2	
4	1	3	6	2979	Freddie CRITTENDEN	USA	3 Aug 94	13.17	Q SB	-0.1	
5	2	3	5	2551	Hansle PARCHMENT	JAM	17 Jun 90	13.18	Q	-0.1	
6	2	1	5	3025	Daniel ROBERTS	USA	13 Nov 97	13.19	Q	-0.2	
7	3	3	4	2298	Wilhem BELOCIAN	FRA	22 Jun 95	13.23	q	-0.1	
8	4	3	8	2873	Jason JOSEPH	SUI	11 Oct 98	13.25	q	-0.1	
9	3	2	6	2252	Enrique LLOPIS	ESP	15 Oct 00	13.30	PB	-0.2	
10	4	2	3	3033	Cordell TINCH	USA	13 Jul 00	13.31 (.306)		-0.2	
11	3	1	2	2314	Just KWAOU-MATHEY	FRA	4 Dec 99	13.31 (.308)		-0.2	
12	5	2	4	2204	Milan TRAJKOVIC	CYP	17 Mar 92	13.33		-0.2	
13	5	3	7	2595	Shunya TAKAYAMA	JPN	3 Sep 94	13.34 (.334)		-0.1	
14	4	1	9	2532	Orlando BENNETT	JAM	12 Oct 99	13.34 (.335)		-0.2	
15	5	1	7	2354	Tade OJORA	GBR	14 Oct 99	13.43		-0.2	
16	6	3	2	2637	Yaqoub ALYOUHA	KUW	31 Jan 93	13.44	SB	-0.1	
17	7	3	9	2499	Hassane FOFANA	ITA	28 Apr 92	13.50		-0.1	
18	6	2	8	2122	Eduardo RODRIGUES	BRA	8 Oct 95	13.52 (.511)		-0.2	
19	8	3	3	2120	Rafael PEREIRA	BRA	8 Apr 97	13.52 (.515)		-0.1	
20	6	1	8	2894	Max HRELJA	SWE	30 Jan 98	13.60		-0.2	
21	7	2	9	2419	Yves CHERUBIN	HAI	28 Feb 99	13.66		-0.2	
22	8	2	2	2516	Lorenzo Ndele SIMONELLI	ITA	1 Jun 02	13.69		-0.2	
23	7	1	3	2769	Damian CZYKIER	POL	10 Aug 92	13.97		-0.2	
24	9	2	1	2601	Taiga YOKOCHI	JPN	1 Oct 00	14.93		-0.2	
			1	4	2847	Louis François MENDY	SEN	2 Mar 99	DQ	TR16.8	-0.2

NOTE WA Rule TR16.8 - False start

ALL-TIME OUTDOOR TOP LIST					2023 OUTDOOR TOP LIST				
RESULT	NAME	VENUE	DATE		RESULT	NAME	VENUE	2023	
12.80	Aries MERRITT (USA)	Bruxelles (BEL)	7 Sep 12		12.94	Rasheed BROADBELL (JAM)	Kingston (JAM)	9 Jul	
12.81	Grant HOLLOWAY (USA)	Eugene, OR (USA)	26 Jun 21		12.96	Cordell TINCH (USA)	Fayetteville, AR (USA)	23 Jun	
12.84	Devon ALLEN (USA)	New York, NY (USA)	12 Jun 22		12.98	Grant HOLLOWAY (USA)	Paris (FRA)	9 Jun	
12.87	Dayron ROBLES (CUB)	Ostrava (CZE)	12 Jun 08		13.01	Daniel ROBERTS (USA)	New York, NY (USA)	24 Jun	
12.88	Xianq LIU (CHN)	Lausanne (SUI)	11 Jul 06		13.04	Shunsuke IZUMIYA (JPN)	Osaka (JPN)	4 Jun	
12.89	David OLIVER (USA)	Paris-St-Denis (FRA)	16 Jul 10		13.04	Devon ALLEN (USA)	New York, NY (USA)	24 Jun	
12.90	Dominique ARNOLD (USA)	Lausanne (SUI)	11 Jul 06		13.07	Wilhem BELOCIAN (FRA)	La Chaux-de-Fonds (SUI)	2 Jul	
12.90	Omar MCLEOD (JAM)	Kingston (JAM)	24 Jun 17		13.09	Robert DUNNING (USA)	Atlanta, GA (USA)	6 May	
12.91	Colin JACKSON (GBR)	Stuttgart (GER)	20 Aug 93		13.09	Just KWAOU-MATHEY (FRA)	Paris (FRA)	9 Jun	
12.92	Roger KINGDOM (USA)	Zürich (SUI)	16 Aug 89		13.10	Jason JOSEPH (SUI)	Firenze (ITA)	2 Jun	
12.92	Allen JOHNSON (USA)	Atlanta, GA (USA)	23 Jun 96						
12.92	Sergey SHUBENKOV (RUS)	Székesfehérvár (HUN)	2 Jul 18						

RESULTS



110 Metres Hurdles Men - Semi-Final

First 2 of each heat (Q) plus 2 fastest times (q) qualify to Final

RECORDS	RESULT	NAME	COUNTRY	AGE	VENUE	DATE
World Record WR	12.80	Aries MERRITT	USA	27	Bruxelles (BEL)	7 Sep 2012
Championships Record CR	12.91	Colin JACKSON	GBR	26	Stuttgart (GER)	20 Aug 1993
World Leading WL	12.94	Rasheed BROADBELL	JAM	23	Kingston (JAM)	9 Jul 2023
Area Record AR		National Record NR		Personal Best PB		Season Best SB

Heat 1 **3** 21 August 2023 20:05 START TIME 31° C TEMPERATURE 51 % HUMIDITY -0.2m/s WIND

PLACE	BIB	NAME	COUNTRY	DATE of BIRTH	LANE	RESULT	REACTION	Fn
1	2572	Shunsuke IZUMIYA	JPN	26 Jan 00	6	13.16 Q	0.129	
2	3025	Daniel ROBERTS	USA	13 Nov 97	5	13.19 Q	0.144	
3	2314	Just KWAOU-MATHEY	FRA	4 Dec 99	2	13.31 (.308)	0.165	
4	2532	Orlando BENNETT	JAM	12 Oct 99	9	13.34 (.335)	0.144	
5	2354	Tade OJORA	GBR	14 Oct 99	7	13.43	0.144	
6	2894	Max HRELJA	SWE	30 Jan 98	8	13.60	0.162	
7	2769	Damian CZYKIER	POL	10 Aug 92	3	13.97	0.162	
	2847	Louis François MENDY	SEN	2 Mar 99	4	DQ TR16.8	0.063	F1

NOTE WA Rule TR16.8 - False start

Heat 2 **3** 21 August 2023 20:14 START TIME 30° C TEMPERATURE 53 % HUMIDITY -0.2m/s WIND

PLACE	BIB	NAME	COUNTRY	DATE of BIRTH	LANE	RESULT	REACTION	Fn
1	2994	Grant HOLLOWAY	USA	19 Nov 97	5	13.02 Q	0.137	
2	2334	Sasha ZHOYA	FRA	25 Jun 02	7	13.15 Q PB	0.129	
3	2252	Enrique LLOPIS	ESP	15 Oct 00	6	13.30 PB	0.146	
4	3033	Cordell TINCH	USA	13 Jul 00	3	13.31 (.306)	0.168	
5	2204	Milan TRAJKOVIC	CYP	17 Mar 92	4	13.33	0.137	
6	2122	Eduardo RODRIGUES	BRA	8 Oct 95	8	13.52 (.511)	0.142	
7	2419	Yves CHERUBIN	HAI	28 Feb 99	9	13.66	0.178	
8	2516	Lorenzo Ndele SIMONELLI	ITA	1 Jun 02	2	13.69	0.151	
9	2601	Taiga YOKOCHI	JPN	1 Oct 00	1	14.93	0.173	

Heat 3 **3** 21 August 2023 20:21 START TIME 30° C TEMPERATURE 53 % HUMIDITY -0.1m/s WIND

PLACE	BIB	NAME	COUNTRY	DATE of BIRTH	LANE	RESULT	REACTION	Fn
1	2979	Freddie CRITTENDEN	USA	3 Aug 94	6	13.17 Q SB	0.156	
2	2551	Hansle PARCHMENT	JAM	17 Jun 90	5	13.18 Q	0.138	
3	2298	Wilhem BELOCIAN	FRA	22 Jun 95	4	13.23 q	0.140	
4	2873	Jason JOSEPH	SUI	11 Oct 98	8	13.25 q	0.163	
5	2595	Shunya TAKAYAMA	JPN	3 Sep 94	7	13.34 (.334)	0.135	
6	2637	Yaqoub ALYOUHA	KUW	31 Jan 93	2	13.44 SB	0.157	
7	2499	Hassane FOFANA	ITA	28 Apr 92	9	13.50	0.147	
8	2120	Rafael PEREIRA	BRA	8 Apr 97	3	13.52 (.515)	0.160	

RESULTS
110 Metres Hurdles Men - Semi-Final

ALL-TIME OUTDOOR TOP LIST				2023 OUTDOOR TOP LIST			
RESULT	NAME	VENUE	DATE	RESULT	NAME	VENUE	2023
12.80	Aries MERRITT (USA)	Bruxelles (BEL)	7 Sep 12	12.94	Rasheed BROADBELL (JAM)	Kingston (JAM)	9 Jul
12.81	Grant HOLLOWAY (USA)	Eugene, OR (USA)	26 Jun 21	12.96	Cordell TINCH (USA)	Fayetteville, AR (USA)	23 Jun
12.84	Devon ALLEN (USA)	New York, NY (USA)	12 Jun 22	12.98	Grant HOLLOWAY (USA)	Paris (FRA)	9 Jun
12.87	Dayron ROBLES (CUB)	Ostrava (CZE)	12 Jun 08	13.01	Daniel ROBERTS (USA)	New York, NY (USA)	24 Jun
12.88	Xianq LIU (CHN)	Lausanne (SUI)	11 Jul 06	13.04	Shunsuke IZUMIYA (JPN)	Osaka (JPN)	4 Jun
12.89	David OLIVER (USA)	Paris-St-Denis (FRA)	16 Jul 10	13.04	Devon ALLEN (USA)	New York, NY (USA)	24 Jun
12.90	Dominique ARNOLD (USA)	Lausanne (SUI)	11 Jul 06	13.07	Wilhem BELOCIAN (FRA)	La Chaux-de-Fonds (SUI)	2 Jul
12.90	Omar MCLEOD (JAM)	Kingston (JAM)	24 Jun 17	13.09	Robert DUNNING (USA)	Atlanta, GA (USA)	6 May
12.91	Colin JACKSON (GBR)	Stuttgart (GER)	20 Aug 93	13.09	Just KWAOU-MATHEY (FRA)	Paris (FRA)	9 Jun
12.92	Roger KINGDOM (USA)	Zürich (SUI)	16 Aug 89	13.10	Jason JOSEPH (SUI)	Firenze (ITA)	2 Jun
12.92	Allen JOHNSON (USA)	Atlanta, GA (USA)	23 Jun 96				
12.92	Sergey SHUBENKOV (RUS)	Székesfehérvár (HUN)	2 Jul 18				

SUMMARY



110 Metres Hurdles Men - Round 1

First 4 of each heat (Q) plus 4 fastest times (q) qualify to Semi-Final

RECORDS	RESULT	NAME	COUNTRY	AGE	VENUE	DATE
World Record WR	12.80	Aries MERRITT	USA	27	Bruxelles (BEL)	7 Sep 2012
Championships Record CR	12.91	Colin JACKSON	GBR	26	Stuttgart (GER)	20 Aug 1993
World Leading WL	12.94	Rasheed BROADBELL	JAM	23	Kingston (JAM)	9 Jul 2023
Area Record AR		National Record NR		Personal Best PB		Season Best SB

20 August 2023

RANK	PLACE	HEAT	LANE	BIB	NAME	COUNTRY	DATE of BIRTH	RESULT	WIND
1	1	4	5	2994	Grant HOLLOWAY	USA	19 Nov 97	13.18	Q -0.6
2	1	3	6	2847	Louis François MENDY	SEN	2 Mar 99	13.24	Q 0.0
3	1	1	3	2551	Hansle PARCHMENT	JAM	17 Jun 90	13.30	Q -0.3
4	1	2	9	2298	Wilhem BELOCIAN	FRA	22 Jun 95	13.31	Q +0.5
5	1	5	2	2354	Tade OJORA	GBR	14 Oct 99	13.32	Q -0.9
6	2	1	2	2252	Enrique LLOPIS	ESP	15 Oct 00	13.33 (.321)	Q SB -0.3
7	2	4	4	2204	Milan TRAJKOVIC	CYP	17 Mar 92	13.33 (.325)	Q -0.6
8	2	2	6	2572	Shunsuke IZUMIYA	JPN	26 Jan 00	13.33 (.329)	Q +0.5
9	3	1	7	2334	Sasha ZHOYA	FRA	25 Jun 02	13.35 (.343)	Q -0.3
10	2	5	9	2595	Shunya TAKAYAMA	JPN	3 Sep 94	13.35 (.345)	Q -0.9
11	3	5	5	3025	Daniel ROBERTS	USA	13 Nov 97	13.36	Q -0.9
12	3	4	1	2122	Eduardo RODRIGUES	BRA	8 Oct 95	13.37	Q SB -0.6
13	4	4	2	2873	Jason JOSEPH	SUI	11 Oct 98	13.38	Q -0.6
14	5	4	9	2532	Orlando BENNETT	JAM	12 Oct 99	13.39	q -0.6
15	2	3	3	2979	Freddie CRITTENDEN	USA	3 Aug 94	13.40	Q 0.0
16	4	5	7	2894	Max HRELJA	SWE	30 Jan 98	13.42 (.411)	Q PB -0.9
17	5	5	3	2314	Just KWAOU-MATHEY	FRA	4 Dec 99	13.42 (.416)	q -0.9
18	4	1	9	3033	Cordell TINCH	USA	13 Jul 00	13.49 (.487)	Q -0.3
19	3	3	7	2769	Damian CZYKIER	POL	10 Aug 92	13.49 (.488)	Q SB 0.0
20	4	3	4	2516	Lorenzo Ndele SIMONELLI	ITA	1 Jun 02	13.50	Q 0.0
21	3	2	4	2120	Rafael PEREIRA	BRA	8 Apr 97	13.52	Q +0.5
22	4	2	5	2499	Hassane FOFANA	ITA	28 Apr 92	13.53	Q +0.5
23	5	1	1	2637	Yaqoub ALYOUHA	KUW	31 Jan 93	13.56 (.556)	q -0.3
24	6	4	6	2419	Yves CHERUBIN	HAI	28 Feb 99	13.56 (.559)	q PB -0.6
25	6	5	4	2108	Gabriel CONSTANTINO	BRA	9 Feb 95	13.58	-0.9
26	5	2	7	2871	Finley GAIO	SUI	15 Apr 99	13.61	+0.5
27	7	4	3	2787	Jakub SZYMAŃSKI	POL	22 Jul 02	13.65	-0.6
28	5	3	5	2045	Jacob MCCORRY	AUS	20 Nov 97	13.67	0.0
29	6	2	2	2686	Richard DIAWARA	MLI	21 Apr 95	13.68 (.671)	PB +0.5
30	6	1	5	2888	Joel BENGTTSSON	SWE	6 May 99	13.68 (.677)	-0.3
31	7	5	1	2292	Elmo LAKKA	FIN	10 Apr 93	13.69 (.681)	-0.9
32	7	2	8	2177	Shenglong ZHU	CHN	25 Jan 00	13.69 (.684)	+0.5
33	7	1	4	3055	Saguirou BADAMASSI	NIG	28 Nov 00	13.70	-0.3
34	6	3	2	2910	Kuei-Ru CHEN	TPE	22 Sep 93	13.72	0.0
35	8	1	6	2439	Bálint SZELES	HUN	9 Nov 98	13.77	-0.3
36	8	4	8	2603	David YEFREMOV	KAZ	15 Jan 99	13.78	-0.6
37	8	5	6	2003	Amine BOUANANI	ALG	17 Oct 97	13.90	-0.9
38	9	4	7	2935	Mikdat SEVLER	TUR	21 Jan 98	13.92 (.912)	-0.6
39	9	5	8	2031	Nick ANDREWS	AUS	2 Feb 97	13.92 (.916)	-0.9
40	7	3	1	2157	Rasheem BROWN	CAY	22 Mar 00	14.02	0.0

SUMMARY
110 Metres Hurdles Men - Round 1

20 August 2023

RANK	PLACE	HEAT	LANE	BIB	NAME	COUNTRY	DATE of BIRTH	RESULT	WIND
41	8	2	3	2773	Krzysztof KILJAN	POL	30 Dec 99	14.09	+0.5
42	9	1	8	2822	Antonio ALKANA	RSA	12 Apr 90	14.25	-0.3
43	8	3	9	2601	Taiga YOKOCHI	JPN	1 Oct 00	14.39	qR 0.0
		2	1	2689	Jeremie LARARAUDEUSE	MRI	31 Mar 01	DNF	+0.5
		3	8	2534	Rasheed BROADBELL	JAM	13 Aug 00	DQ	TR22.6.3 0.0

NOTE WA Rule TR22.6.3 - Knocking down / displacing a hurdle in another lane

ALL-TIME OUTDOOR TOP LIST				2023 OUTDOOR TOP LIST			
RESULT	NAME	VENUE	DATE	RESULT	NAME	VENUE	2023
12.80	Aries MERRITT (USA)	Bruxelles (BEL)	7 Sep 12	12.94	Rasheed BROADBELL (JAM)	Kingston (JAM)	9 Jul
12.81	Grant HOLLOWAY (USA)	Eugene, OR (USA)	26 Jun 21	12.96	Cordell TINCH (USA)	Fayetteville, AR (USA)	23 Jun
12.84	Devon ALLEN (USA)	New York, NY (USA)	12 Jun 22	12.98	Grant HOLLOWAY (USA)	Paris (FRA)	9 Jun
12.87	Dayron ROBLES (CUB)	Ostrava (CZE)	12 Jun 08	13.01	Daniel ROBERTS (USA)	New York, NY (USA)	24 Jun
12.88	Xiang LIU (CHN)	Lausanne (SUI)	11 Jul 06	13.04	Shunsuke IZUMIYA (JPN)	Osaka (JPN)	4 Jun
12.89	David OLIVER (USA)	Paris-St-Denis (FRA)	16 Jul 10	13.04	Devon ALLEN (USA)	New York, NY (USA)	24 Jun
12.90	Dominique ARNOLD (USA)	Lausanne (SUI)	11 Jul 06	13.07	Wilhem BELOCIAN (FRA)	La Chaux-de-Fonds (SUI)	2 Jul
12.90	Omar MCLEOD (JAM)	Kingston (JAM)	24 Jun 17	13.09	Robert DUNNING (USA)	Atlanta, GA (USA)	6 May
12.91	Colin JACKSON (GBR)	Stuttgart (GER)	20 Aug 93	13.09	Just KWAOU-MATHEY (FRA)	Paris (FRA)	9 Jun
12.92	Roger KINGDOM (USA)	Zürich (SUI)	16 Aug 89	13.10	Jason JOSEPH (SUI)	Firenze (ITA)	2 Jun
12.92	Allen JOHNSON (USA)	Atlanta, GA (USA)	23 Jun 96				
12.92	Sergey SHUBENKOV (RUS)	Székesfehérvár (HUN)	2 Jul 18				

RESULTS



110 Metres Hurdles Men - Round 1

First 4 of each heat (Q) plus 4 fastest times (q) qualify to Semi-Final

RECORDS	RESULT	NAME	COUNTRY	AGE	VENUE	DATE
World Record WR	12.80	Aries MERRITT	USA	27	Bruxelles (BEL)	7 Sep 2012
Championships Record CR	12.91	Colin JACKSON	GBR	26	Stuttgart (GER)	20 Aug 1993
World Leading WL	12.94	Rasheed BROADBELL	JAM	23	Kingston (JAM)	9 Jul 2023
Area Record AR		National Record NR		Personal Best PB		Season Best SB

Heat 1 **5** 20 August 2023 13:06 START TIME 33° C TEMPERATURE 45 % HUMIDITY -0.3m/s WIND

PLACE	BIB	NAME	COUNTRY	DATE OF BIRTH	LANE	RESULT	REACTION	Fn
1	2551	Hansle PARCHMENT	JAM	17 Jun 90	3	13.30	Q	0.195
2	2252	Enrique LLOPIS	ESP	15 Oct 00	2	13.33 (.321)	Q SB	0.136
3	2334	Sasha ZHOYA	FRA	25 Jun 02	7	13.35 (.343)	Q	0.157
4	3033	Cordell TINCH	USA	13 Jul 00	9	13.49 (.487)	Q	0.170
5	2637	Yaqoub ALYOUHA	KUW	31 Jan 93	1	13.56 (.556)	q	0.140
6	2888	Joel BENGTSOON	SWE	6 May 99	5	13.68 (.677)		0.166
7	3055	Saguirou BADAMASSI	NIG	28 Nov 00	4	13.70		0.164
8	2439	Bálint SZELES	HUN	9 Nov 98	6	13.77		0.151
9	2822	Antonio ALKANA	RSA	12 Apr 90	8	14.25		0.128

Heat 2 **5** 20 August 2023 13:13 START TIME 34° C TEMPERATURE 46 % HUMIDITY +0.5m/s WIND

PLACE	BIB	NAME	COUNTRY	DATE OF BIRTH	LANE	RESULT	REACTION	Fn
1	2298	Wilhem BELOCIAN	FRA	22 Jun 95	9	13.31	Q	0.156
2	2572	Shunsuke IZUMIYA	JPN	26 Jan 00	6	13.33 (.329)	Q	0.146
3	2120	Rafael PEREIRA	BRA	8 Apr 97	4	13.52	Q	0.146
4	2499	Hassane FOFANA	ITA	28 Apr 92	5	13.53	Q	0.141
5	2871	Finley GAIO	SUI	15 Apr 99	7	13.61		0.156
6	2686	Richard DIAWARA	MLI	21 Apr 95	2	13.68 (.671)	PB	0.167
7	2177	Shenglong ZHU	CHN	25 Jan 00	8	13.69 (.684)		0.143
8	2773	Krzysztof KILJAN	POL	30 Dec 99	3	14.09		0.134
	2689	Jeremie LARARAUDEUSE	MRI	31 Mar 01	1	DNF		0.137

Heat 3 **5** 20 August 2023 13:21 START TIME 34° C TEMPERATURE 46 % HUMIDITY 0.0m/s WIND

PLACE	BIB	NAME	COUNTRY	DATE OF BIRTH	LANE	RESULT	REACTION	Fn
1	2847	Louis François MENDY	SEN	2 Mar 99	6	13.24	Q	0.176
2	2979	Freddie CRITTENDEN	USA	3 Aug 94	3	13.40	Q	0.148
3	2769	Damian CZYKIER	POL	10 Aug 92	7	13.49 (.488)	Q SB	0.152
4	2516	Lorenzo Ndele SIMONELLI	ITA	1 Jun 02	4	13.50	Q	0.152
5	2045	Jacob MCCORRY	AUS	20 Nov 97	5	13.67		0.145
6	2910	Kuei-Ru CHEN	TPE	22 Sep 93	2	13.72		0.151
7	2157	Rasheem BROWN	CAY	22 Mar 00	1	14.02		0.138
8	2601	Taiga YOKOCHI	JPN	1 Oct 00	9	14.39	qR	0.170
	2534	Rasheed BROADBELL	JAM	13 Aug 00	8	DQ TR22.6.3		0.156

NOTE WA Rule TR22.6.3 - Knocking down / displacing a hurdle in another lane

RESULTS
110 Metres Hurdles Men - Round 1

Heat 4 **5** 20 August 2023 13:29 START TIME 33° C 45 %
TEMPERATURE HUMIDITY  -0.6m/s
WIND

PLACE	BIB	NAME	COUNTRY	DATE OF BIRTH	LANE	RESULT	REACTION	Fn
1	2994	Grant HOLLOWAY	USA	19 Nov 97	5	13.18	Q	0.153
2	2204	Milan TRAJKOVIC	CYP	17 Mar 92	4	13.33 (.325)	Q	0.164
3	2122	Eduardo RODRIGUES	BRA	8 Oct 95	1	13.37	Q SB	0.150
4	2873	Jason JOSEPH	SUI	11 Oct 98	2	13.38	Q	0.159
5	2532	Orlando BENNETT	JAM	12 Oct 99	9	13.39	q	0.140
6	2419	Yves CHERUBIN	HAI	28 Feb 99	6	13.56 (.559)	q PB	0.180
7	2787	Jakub SZYMAŃSKI	POL	22 Jul 02	3	13.65		0.170
8	2603	David YEFREMOV	KAZ	15 Jan 99	8	13.78		0.183
9	2935	Mikdat SEVLER	TUR	21 Jan 98	7	13.92 (.912)		0.133

Heat 5 **5** 20 August 2023 13:39 START TIME 33° C 45 %
TEMPERATURE HUMIDITY  -0.9m/s
WIND

PLACE	BIB	NAME	COUNTRY	DATE OF BIRTH	LANE	RESULT	REACTION	Fn
1	2354	Tade OJORA	GBR	14 Oct 99	2	13.32	Q	0.148
2	2595	Shunya TAKAYAMA	JPN	3 Sep 94	9	13.35 (.345)	Q	0.146
3	3025	Daniel ROBERTS	USA	13 Nov 97	5	13.36	Q	0.155
4	2894	Max HRELJA	SWE	30 Jan 98	7	13.42 (.411)	Q PB	0.138
5	2314	Just KWAOU-MATHEY	FRA	4 Dec 99	3	13.42 (.416)	q	0.160
6	2108	Gabriel CONSTANTINO	BRA	9 Feb 95	4	13.58		0.168
7	2292	Elmo LAKKA	FIN	10 Apr 93	1	13.69 (.681)		0.144
8	2003	Amine BOUANANI	ALG	17 Oct 97	6	13.90		0.174
9	2031	Nick ANDREWS	AUS	2 Feb 97	8	13.92 (.916)		0.142

ALL-TIME OUTDOOR TOP LIST				2023 OUTDOOR TOP LIST			
RESULT	NAME	VENUE	DATE	RESULT	NAME	VENUE	2023
12.80	Aries MERRITT (USA)	Bruxelles (BEL)	7 Sep 12	12.94	Rasheed BROADBELL (JAM)	Kingston (JAM)	9 Jul
12.81	Grant HOLLOWAY (USA)	Eugene, OR (USA)	26 Jun 21	12.96	Cordell TINCH (USA)	Fayetteville, AR (USA)	23 Jun
12.84	Devon ALLEN (USA)	New York, NY (USA)	12 Jun 22	12.98	Grant HOLLOWAY (USA)	Paris (FRA)	9 Jun
12.87	Dayron ROBLES (CUB)	Ostrava (CZE)	12 Jun 08	13.01	Daniel ROBERTS (USA)	New York, NY (USA)	24 Jun
12.88	Xiang LIU (CHN)	Lausanne (SUI)	11 Jul 06	13.04	Shunsuke IZUMIYA (JPN)	Osaka (JPN)	4 Jun
12.89	David OLIVER (USA)	Paris-St-Denis (FRA)	16 Jul 10	13.04	Devon ALLEN (USA)	New York, NY (USA)	24 Jun
12.90	Dominique ARNOLD (USA)	Lausanne (SUI)	11 Jul 06	13.07	Wilhem BELOCIAN (FRA)	La Chaux-de-Fonds (SUI)	2 Jul
12.90	Omar MCLEOD (JAM)	Kingston (JAM)	24 Jun 17	13.09	Robert DUNNING (USA)	Atlanta, GA (USA)	6 May
12.91	Colin JACKSON (GBR)	Stuttgart (GER)	20 Aug 93	13.09	Just KWAOU-MATHEY (FRA)	Paris (FRA)	9 Jun
12.92	Roger KINGDOM (USA)	Zürich (SUI)	16 Aug 89	13.10	Jason JOSEPH (SUI)	Firenze (ITA)	2 Jun
12.92	Allen JOHNSON (USA)	Atlanta, GA (USA)	23 Jun 96				
12.92	Sergey SHUBENKOV (RUS)	Székesfehérvár (HUN)	2 Jul 18				

RESULTS



400 Metres Hurdles Men - Final

RECORDS	RESULT	NAME	COUNTRY	AGE	VENUE	DATE
World Record WR	45.94	Karsten WARHOLM	NOR	25	Tokyo (JPN)	3 Aug 2021
Championships Record CR	46.29	Alison DOS SANTOS	BRA	22	Eugene, OR (USA)	19 Jul 2022
World Leading WL	46.51	Karsten WARHOLM	NOR	27	Monaco (MON)	21 Jul 2023
Area Record AR		National Record NR		Personal Best PB		Season Best SB

23 August 2023 21:53 START TIME
27° C TEMPERATURE 62 % HUMIDITY

PLACE	BIB	NAME	COUNTRY	DATE of BIRTH	LANE	RESULT	REACTION	Fn
1	2742	Karsten WARHOLM	NOR	28 Feb 96	7	46.89	0.171	
2	2526	Kyron MCMASTER	IVB	3 Jan 97	8	47.34	0.151	
3	2971	Rai BENJAMIN	USA	27 Jul 97	6	47.56	0.168	
4	2537	Roshawn CLARKE	JAM	1 Jul 04	5	48.07	0.164	
5	2113	Alison DOS SANTOS	BRA	3 Jun 00	9	48.10	0.164	
6	2968	Trevor BASSITT	USA	26 Feb 98	3	48.22	0.164	
7	2261	Rasmus MÁGI	EST	4 May 92	4	48.33	0.161	
8	2362	Joshua ABUAKU	GER	7 Jul 96	2	48.53	0.156	

ALL-TIME OUTDOOR TOP LIST				2023 OUTDOOR TOP LIST			
RESULT	NAME	VENUE	DATE	RESULT	NAME	VENUE	2023
45.94	Karsten WARHOLM (NOR)	Tokyo (JPN)	3 Aug 21	46.51	Karsten WARHOLM (NOR)	Monaco (MON)	21 Jul
46.17	Rai BENJAMIN (USA)	Tokyo (JPN)	3 Aug 21	46.62	Rai BENJAMIN (USA)	Eugene, OR (USA)	9 Jul
46.29	Alison DOS SANTOS (BRA)	Eugene, OR (USA)	19 Jul 22	47.26	Kyron MCMASTER (IVB)	Banská Bystrica (SVK)	20 Jul
46.78	Kevin YOUNG (USA)	Barcelona (ESP)	6 Aug 92	47.34	Roshawn CLARKE (JAM)	Budapest	21 Aug
46.98	Abderrahman Almoubarrake S ALSALECK (QAT)	RA	30 Jun 18	47.38	Alison DOS SANTOS (BRA)	Budapest	21 Aug
47.02	Edwin MOSES (USA)	Koblenz (GER)	31 Aug 83	47.38	Trevor BASSITT (USA)	Budapest	21 Aug
47.03	Bryan BRONSON (USA)	New Orleans, LA (USA)	21 Jun 98	47.58	CJ ALLEN (USA)	Oslo (NOR)	15 Jun
47.08	Kyron MCMASTER (IVB)	Tokyo (JPN)	3 Aug 21	47.85	Ludvy VAILLANT (FRA)	Monaco (MON)	21 Jul
47.10	Samuel MATETE (ZAM)	Zürich (SUI)	7 Aug 91	48.04	Rasmus MÁGI (EST)	Tallinn (EST)	30 Jul
47.19	André PHILLIPS (USA)	Seoul (KOR)	25 Sep 88	48.11	Gerald DRUMMOND (CRC)	San José (CRC)	6 May

RACE ANALYSIS



400 Metres Hurdles Men - Final

23 August 2023 21:53 START TIME 27° C TEMPERATURE 62 % HUMIDITY

1	100 m	2	200 m	3	300 m			
1	2742	Karsten WARHOLM	NOR	28 Feb 96	46.89			
1	11.23 11.23 (3)	2	10.63 21.86 (2)	3	11.75 33.61 (1)	13.28		
2	2526	Kyron MCMASTER	IVB	3 Jan 97	47.34			
1	11.11 11.11 (1)	2	10.77 21.88 (3)	3	12.01 33.89 (3)	13.45		
3	2971	Rai BENJAMIN	USA	27 Jul 97	47.56			
1	11.13 11.13 (2)	2	10.70 21.83 (1)	3	11.87 33.70 (2)	13.86		
4	2537	Roshawn CLARKE	JAM	1 Jul 04	48.07			
1	11.29 11.29 (4)	2	10.85 22.14 (4)	3	12.44 34.58 (5)	13.49		
5	2113	Alison DOS SANTOS	BRA	3 Jun 00	48.10			
1	11.39 11.39 (5)	2	10.78 22.17 (5)	3	11.90 34.07 (4)	14.03		
6	2968	Trevor BASSITT	USA	26 Feb 98	48.22			
1	11.62 11.62 (6)	2	10.93 22.55 (6)	3	12.17 34.72 (6)	13.50		
7	2261	Rasmus MÄGI	EST	4 May 92	48.33			
1	11.73 11.73 (8)	2	10.99 22.72 (7)	3	12.32 35.04 (7)	13.29		
8	2362	Joshua ABUAKU	GER	7 Jul 96	48.53			
1	11.73 11.73 (7)	2	11.04 22.77 (8)	3	12.44 35.21 (8)	13.32		

RESULT PROGRESSION



400 Metres Hurdles Men - Final

RECORDS	RESULT	NAME	COUNTRY	AGE	VENUE	DATE
World Record WR	45.94	Karsten WARHOLM	NOR	25	Tokyo (JPN)	3 Aug 2021
Championships Record CR	46.29	Alison DOS SANTOS	BRA	22	Eugene, OR (USA)	19 Jul 2022
World Leading WL	46.51	Karsten WARHOLM	NOR	27	Monaco (MON)	21 Jul 2023
Area Record AR		National Record NR		Personal Best PB		Season Best SB

23 August 2023

RANK	BIB	NAME	COUNTRY	DATE of BIRTH	PHASE	HEAT	LANE	PLACE	RESULT
1	2742	Karsten WARHOLM	NOR	28 Feb 96	Final	1	7	1	46.89
					Semi-Final	3	5	1	47.09 Q
					Round 1	3	3	16	48.76 Q
2	2526	Kyron MCMASTER	IVB	3 Jan 97	Final	1	8	2	47.34
					Semi-Final	1	8	6	47.72 Q
					Round 1	2	4	7	48.47 Q
3	2971	Rai BENJAMIN	USA	27 Jul 97	Final	1	6	3	47.56
					Semi-Final	2	7	2	47.24 Q
					Round 1	5	5	4	48.35 Q
4	2537	Roshawn CLARKE	JAM	1 Jul 04	Final	1	5	4	48.07
					Semi-Final	3	7	3	47.34 Q WU20R
					Round 1	4	7	6	48.39 Q
5	2113	Alison DOS SANTOS	BRA	3 Jun 00	Final	1	9	5	48.10
					Semi-Final	2	8	5	47.38 Q SB
					Round 1	1	2	1	48.12 Q
6	2968	Trevor BASSITT	USA	26 Feb 98	Final	1	3	6	48.22
					Semi-Final	3	9	4	47.38 q PB
					Round 1	2	8	14	48.73 Q
7	2261	Rasmus MÄGI	EST	4 May 92	Final	1	4	7	48.33
					Semi-Final	1	7	7	48.30 Q
					Round 1	2	7	9	48.58 Q
8	2362	Joshua ABUAKU	GER	7 Jul 96	Final	1	2	8	48.53
					Semi-Final	3	8	8	48.39 q
					Round 1	4	9	3	48.32 Q PB

ALL-TIME OUTDOOR TOP LIST				2023 OUTDOOR TOP LIST			
RESULT	NAME	VENUE	DATE	RESULT	NAME	VENUE	2023
45.94	Karsten WARHOLM (NOR)	Tokyo (JPN)	3 Aug 21	46.51	Karsten WARHOLM (NOR)	Monaco (MON)	21 Jul
46.17	Rai BENJAMIN (USA)	Tokyo (JPN)	3 Aug 21	46.62	Rai BENJAMIN (USA)	Eugene, OR (USA)	9 Jul
46.29	Alison DOS SANTOS (BRA)	Eugene, OR (USA)	19 Jul 22	47.26	Kyron MCMASTER (IVB)	Banská Bystrica (SVK)	20 Jul
46.78	Kevin YOUNG (USA)	Barcelona (ESP)	6 Aug 92	47.34	Roshawn CLARKE (JAM)	Budapest	21 Aug
46.98	Abderrahman Almoubarrake S ALSALECK (QAT) =RA		30 Jun 18	47.38	Alison DOS SANTOS (BRA)	Budapest	21 Aug
47.02	Edwin MOSES (USA)	Koblenz (GER)	31 Aug 83	47.38	Trevor BASSITT (USA)	Budapest	21 Aug
47.03	Bryan BRONSON (USA)	New Orleans, LA (USA)	21 Jun 98	47.58	CJ ALLEN (USA)	Oslo (NOR)	15 Jun
47.08	Kyron MCMASTER (IVB)	Tokyo (JPN)	3 Aug 21	47.85	Ludvy VAILLANT (FRA)	Monaco (MON)	21 Jul
47.10	Samuel MATETE (ZAM)	Zürich (SUI)	7 Aug 91	48.04	Rasmus MÄGI (EST)	Tallinn (EST)	30 Jul
47.19	André PHILLIPS (USA)	Seoul (KOR)	25 Sep 88	48.11	Gerald DRUMMOND (CRC)	San José (CRC)	6 May

SUMMARY



400 Metres Hurdles Men - Semi-Final

First 2 of each heat (Q) plus 2 fastest times (q) qualify to Final

RECORDS	RESULT	NAME	COUNTRY	AGE	VENUE	DATE
World Record WR	45.94	Karsten WARHOLM	NOR	25	Tokyo (JPN)	3 Aug 2021
Championships Record CR	46.29	Alison DOS SANTOS	BRA	22	Eugene, OR (USA)	19 Jul 2022
World Leading WL	46.51	Karsten WARHOLM	NOR	27	Monaco (MON)	21 Jul 2023
Area Record AR		National Record NR		Personal Best PB		Season Best SB

21 August 2023

RANK	PLACE	HEAT	LANE	BIB	NAME	COUNTRY	DATE OF BIRTH	RESULT	
1	1	3	5	2742	Karsten WARHOLM	NOR	28 Feb 96	47.09	Q
2	1	2	7	2971	Rai BENJAMIN	USA	27 Jul 97	47.24	Q
3	2	3	7	2537	Roshawn CLARKE	JAM	1 Jul 04	47.34	Q WU20R
4	3	3	9	2968	Trevor BASSITT	USA	26 Feb 98	47.38 (.379)	q PB
5	2	2	8	2113	Alison DOS SANTOS	BRA	3 Jun 00	47.38 (.380)	Q SB
6	1	1	8	2526	Kyron MCMASTER	IVB	3 Jan 97	47.72	Q
7	2	1	7	2261	Rasmus MÄGI	EST	4 May 92	48.30	Q
8	4	3	8	2362	Joshua ABUAKU	GER	7 Jul 96	48.39	q
9	5	3	2	2515	Alessandro SIBILIO	ITA	27 Apr 99	48.43	
10	3	1	6	2965	CJ ALLEN	USA	14 Feb 95	48.44	
11	3	2	6	2331	Ludvy VAILLANT	FRA	15 Mar 95	48.48	
12	4	1	5	2546	Jaheel HYDE	JAM	2 Feb 97	48.49	
13	4	2	5	2578	Kazuki KUROKAWA	JPN	17 Jun 01	48.58	PB
14	6	3	3	2929	Yasmani COPELLO	TUR	15 Apr 87	48.66	SB
15	5	2	3	2363	Emil AGYEKUM	GER	22 May 99	48.71	PB
16	7	3	6	2310	Wilfried HAPPIO	FRA	22 Sep 98	48.83	
17	5	1	3	2090	Julien WATRIN	BEL	27 Jun 92	48.94	
18	6	1	9	2721	Ezekiel NATHANIEL	NGR	20 Jun 03	49.22	
19	8	3	4	2189	Gerald DRUMMOND	CRC	5 Sep 94	49.31	
20	6	2	9	2623	Wiseman Were MUKHOBE	KEN	13 Oct 97	49.40	
21	7	1	4	2813	Bassem HEMEIDA	QAT	28 Mar 00	49.50	
22	7	2	2	2171	Zhiyu XIE	CHN	24 Mar 00	49.57	
23	8	2	4	2867	Julien BONVIN	SUI	10 Jan 99	49.75	
	1	2	2	2504	Mario LAMBRUGHI	ITA	5 Feb 92	DQ	TR16.8

NOTE WA Rule TR16.8 - False start

ALL-TIME OUTDOOR TOP LIST				2023 OUTDOOR TOP LIST			
RESULT	NAME	VENUE	DATE	RESULT	NAME	VENUE	2023
45.94	Karsten WARHOLM (NOR)	Tokyo (JPN)	3 Aug 21	46.51	Karsten WARHOLM (NOR)	Monaco (MON)	21 Jul
46.17	Rai BENJAMIN (USA)	Tokyo (JPN)	3 Aug 21	46.62	Rai BENJAMIN (USA)	Eugene, OR (USA)	9 Jul
46.29	Alison DOS SANTOS (BRA)	Eugene, OR (USA)	19 Jul 22	47.26	Kyron MCMASTER (IVB)	Banská Bystrica (SVK)	20 Jul
46.78	Kevin YOUNG (USA)	Barcelona (ESP)	6 Aug 92	47.34	Roshawn CLARKE (JAM)	Budapest	21 Aug
46.98	Abderrahman Almoubarrake S ALSALECK (QAT)	FRA	30 Jun 18	47.38	Alison DOS SANTOS (BRA)	Budapest	21 Aug
47.02	Edwin MOSES (USA)	Koblenz (GER)	31 Aug 83	47.38	Trevor BASSITT (USA)	Budapest	21 Aug
47.03	Bryan BRONSON (USA)	New Orleans, LA (USA)	21 Jun 98	47.58	CJ ALLEN (USA)	Oslo (NOR)	15 Jun
47.08	Kyron MCMASTER (IVB)	Tokyo (JPN)	3 Aug 21	47.85	Ludvy VAILLANT (FRA)	Monaco (MON)	21 Jul
47.10	Samuel MATETE (ZAM)	Zürich (SUI)	7 Aug 91	48.04	Rasmus MÄGI (EST)	Tallinn (EST)	30 Jul
47.19	André PHILLIPS (USA)	Seoul (KOR)	25 Sep 88	48.11	Gerald DRUMMOND (CRC)	San José (CRC)	6 May

RACE ANALYSIS



400 Metres Hurdles Men - Semi-Final

First 2 of each heat (Q) plus 2 fastest times (q) qualify to Final

Heat 1 **3**

21 August 2023 19:33 START TIME

32° C TEMPERATURE 44 % HUMIDITY

1 100 m 2 200 m 3 300 m

1	2526	Kyron MCMASTER	IVB	3 Jan 97	47.72	
1	11.34	2	10.81	3	12.15	13.42
	11.34 (2)		22.15 (2)		34.30 (1)	
2	2261	Rasmus MÄGI	EST	4 May 92	48.30	
1	11.96	2	11.05	3	12.22	13.07
	11.96 (7)		23.01 (7)		35.23 (4)	
3	2965	CJ ALLEN	USA	14 Feb 95	48.44	
1	11.56	2	10.98	3	12.46	13.44
	11.56 (3)		22.54 (3)		35.00 (3)	
4	2546	Jaheel HYDE	JAM	2 Feb 97	48.49	
1	11.25	2	10.87	3	12.66	13.71
	11.25 (1)		22.12 (1)		34.78 (2)	
5	2090	Julien WATRIN	BEL	27 Jun 92	48.94	
1	11.59	2	11.01	3	12.97	13.37
	11.59 (4)		22.60 (4)		35.57 (5)	
6	2721	Ezekiel NATHANIEL	NGR	20 Jun 03	49.22	
1	11.83	2	11.13	3	12.66	13.60
	11.83 (6)		22.96 (6)		35.62 (6)	
7	2813	Bassem HEMEIDA	QAT	28 Mar 00	49.50	
1	11.77	2	11.14	3	12.78	13.81
	11.77 (5)		22.91 (5)		35.69 (7)	
2504	Mario LAMBRUGH	ITA	5 Feb 92	DQ	TR16.8	

NOTE WA Rule TR16.8 - False start

RACE ANALYSIS



400 Metres Hurdles Men - Semi-Final

First 2 of each heat (Q) plus 2 fastest times (q) qualify to Final

Heat 2 **3**

21 August 2023

19:44 START TIME

31° C TEMPERATURE 46 % HUMIDITY

1 100 m 2 200 m 3 300 m

1 2971 Rai BENJAMIN				USA	27 Jul 97	47.24
1	11.36	2	11.01	3	12.00	12.87
	11.36 (2)		22.37 (3)		34.37 (1)	
2 2113 Alison DOS SANTOS				BRA	3 Jun 00	47.38 ^{SB}
1	11.34	2	10.94	3	12.33	12.77
	11.34 (1)		22.28 (2)		34.61 (3)	
3 2331 Ludvy VAILLANT				FRA	15 Mar 95	48.48
1	11.50	2	10.71	3	12.35	13.92
	11.50 (5)		22.21 (1)		34.56 (2)	
4 2578 Kazuki KUROKAWA				JPN	17 Jun 01	48.58 ^{PB}
1	11.41	2	11.12	3	12.67	13.38
	11.41 (3)		22.53 (4)		35.20 (4)	
5 2363 Emil AGYEKUM				GER	22 May 99	48.71 ^{PB}
1	11.85	2	10.87	3	12.63	13.36
	11.85 (7)		22.72 (6)		35.35 (5)	
6 2623 Wiseman Were MUKHOBE				KEN	13 Oct 97	49.40
1	11.76	2	11.46	3	12.88	13.30
	11.76 (6)		23.22 (7)		36.10 (7)	
7 2171 Zhiyu XIE				CHN	24 Mar 00	49.57
1	12.08	2	11.49	3	12.96	13.04
	12.08 (8)		23.57 (8)		36.53 (8)	
8 2867 Julien BONVIN				SUI	10 Jan 99	49.75
1	11.48	2	11.11	3	13.00	14.16
	11.48 (4)		22.59 (5)		35.59 (6)	

RACE ANALYSIS



400 Metres Hurdles Men - Semi-Final

First 2 of each heat (Q) plus 2 fastest times (q) qualify to Final

Heat 3 **3**

21 August 2023 19:53 START TIME

31° C TEMPERATURE 46 % HUMIDITY

1 100 m 2 200 m 3 300 m

1 2742 Karsten WARHOLM				NOR	28 Feb 96	47.09
1	11.15	2	10.79	3	12.00	13.15
	11.15 (1)		21.94 (1)		33.94 (1)	
2 2537 Roshawn CLARKE				JAM	1 Jul 04	47.34 WU20R
1	11.24	2	10.77	3	12.36	12.97
	11.24 (2)		22.01 (2)		34.37 (2)	
3 2968 Trevor BASSITT				USA	26 Feb 98	47.38 PB
1	11.55	2	10.95	3	12.09	12.79
	11.55 (3)		22.50 (5)		34.59 (3)	
4 2362 Joshua ABUAKU				GER	7 Jul 96	48.39
1	11.58	2	10.80	3	12.68	13.33
	11.58 (5)		22.38 (4)		35.06 (5)	
5 2515 Alessandro SIBILIO				ITA	27 Apr 99	48.43
1	11.91	2	11.09	3	12.70	12.73
	11.91 (8)		23.00 (7)		35.70 (7)	
6 2929 Yasmani COPELLO				TUR	15 Apr 87	48.66 SB
1	11.76	2	11.03	3	12.61	13.26
	11.76 (6)		22.79 (6)		35.40 (6)	
7 2310 Wilfried HAPPIO				FRA	22 Sep 98	48.83
1	11.57	2	10.70	3	12.61	13.95
	11.57 (4)		22.27 (3)		34.88 (4)	
8 2189 Gerald DRUMMOND				CRC	5 Sep 94	49.31
1	11.76	2	11.47	3	12.92	13.16
	11.76 (7)		23.23 (8)		36.15 (8)	

RESULTS



400 Metres Hurdles Men - Semi-Final

First 2 of each heat (Q) plus 2 fastest times (q) qualify to Final

RECORDS	RESULT	NAME	COUNTRY	AGE	VENUE	DATE
World Record WR	45.94	Karsten WARHOLM	NOR	25	Tokyo (JPN)	3 Aug 2021
Championships Record CR	46.29	Alison DOS SANTOS	BRA	22	Eugene, OR (USA)	19 Jul 2022
World Leading WL	46.51	Karsten WARHOLM	NOR	27	Monaco (MON)	21 Jul 2023
Area Record AR		National Record NR		Personal Best PB		Season Best SB

Heat 1 3 21 August 2023 19:33 START TIME 32° C TEMPERATURE 44 % HUMIDITY

PLACE	BIB	NAME	COUNTRY	DATE OF BIRTH	LANE	RESULT	REACTION	Fn
1	2526	Kyron MCMASTER	IVB	3 Jan 97	8	47.72	Q	0.168
2	2261	Rasmus MÄGI	EST	4 May 92	7	48.30	Q	0.180
3	2965	CJ ALLEN	USA	14 Feb 95	6	48.44		0.152
4	2546	Jaheel HYDE	JAM	2 Feb 97	5	48.49		0.150
5	2090	Julien WATRIN	BEL	27 Jun 92	3	48.94		0.205
6	2721	Ezekiel NATHANIEL	NGR	20 Jun 03	9	49.22		0.209
7	2813	Bassem HEMEIDA	QAT	28 Mar 00	4	49.50		0.172
	2504	Mario LAMBRUGHI	ITA	5 Feb 92	2	DQ TR16.8		-0.017 F1

NOTE WA Rule TR16.8 - False start

Heat 2 3 21 August 2023 19:44 START TIME 31° C TEMPERATURE 46 % HUMIDITY

PLACE	BIB	NAME	COUNTRY	DATE OF BIRTH	LANE	RESULT	REACTION	Fn
1	2971	Rai BENJAMIN	USA	27 Jul 97	7	47.24	Q	0.169
2	2113	Alison DOS SANTOS	BRA	3 Jun 00	8	47.38 (.380)	Q SB	0.182
3	2331	Ludvy VAILLANT	FRA	15 Mar 95	6	48.48		0.194
4	2578	Kazuki KUROKAWA	JPN	17 Jun 01	5	48.58	PB	0.144
5	2363	Emil AGYEKUM	GER	22 May 99	3	48.71	PB	0.196
6	2623	Wiseman Were MUKHOBE	KEN	13 Oct 97	9	49.40		0.196
7	2171	Zhiyu XIE	CHN	24 Mar 00	2	49.57		0.189
8	2867	Julien BONVIN	SUI	10 Jan 99	4	49.75		0.175

Heat 3 3 21 August 2023 19:53 START TIME 31° C TEMPERATURE 46 % HUMIDITY

PLACE	BIB	NAME	COUNTRY	DATE OF BIRTH	LANE	RESULT	REACTION	Fn
1	2742	Karsten WARHOLM	NOR	28 Feb 96	5	47.09	Q	0.162
2	2537	Roshawn CLARKE	JAM	1 Jul 04	7	47.34	Q WU20R	0.198
3	2968	Trevor BASSITT	USA	26 Feb 98	9	47.38 (.379)	q PB	0.187
4	2362	Joshua ABUAKU	GER	7 Jul 96	8	48.39	q	0.179
5	2515	Alessandro SIBILIO	ITA	27 Apr 99	2	48.43		0.152
6	2929	Yasmani COPELLO	TUR	15 Apr 87	3	48.66	SB	0.220
7	2310	Wilfried HAPPIO	FRA	22 Sep 98	6	48.83		0.176
8	2189	Gerald DRUMMOND	CRC	5 Sep 94	4	49.31		0.169

ALL-TIME OUTDOOR TOP LIST				2023 OUTDOOR TOP LIST			
RESULT	NAME	VENUE	DATE	RESULT	NAME	VENUE	2023
45.94	Karsten WARHOLM (NOR)	Tokyo (JPN)	3 Aug 21	46.51	Karsten WARHOLM (NOR)	Monaco (MON)	21 Jul
46.17	Rai BENJAMIN (USA)	Tokyo (JPN)	3 Aug 21	46.62	Rai BENJAMIN (USA)	Eugene, OR (USA)	9 Jul
46.29	Alison DOS SANTOS (BRA)	Eugene, OR (USA)	19 Jul 22	47.26	Kyron MCMASTER (IVB)	Banská Bystrica (SVK)	20 Jul
46.78	Kevin YOUNG (USA)	Barcelona (ESP)	6 Aug 92	47.34	Roshawn CLARKE (JAM)	Budapest	21 Aug
46.98	Abderrahman Almoubarrake S ALSALECK (QAT) =RA	Koblenz (GER)	31 Aug 83	47.38	Alison DOS SANTOS (BRA)	Budapest	21 Aug
47.02	Edwin MOSES (USA)	New Orleans, LA (USA)	21 Jun 98	47.38	Trevor BASSITT (USA)	Budapest	21 Aug
47.03	Bryan BRONSON (USA)	Tokyo (JPN)	3 Aug 21	47.58	CJ ALLEN (USA)	Oсло (NOR)	15 Jun
47.08	Kyron MCMASTER (IVB)	Zürich (SUI)	7 Aug 91	47.85	Ludvy VAILLANT (FRA)	Monaco (MON)	21 Jul
47.10	Samuel MATETE (ZAM)	Seoul (KOR)	25 Sep 88	48.04	Rasmus MÄGI (EST)	Tallinn (EST)	30 Jul
47.19	André PHILLIPS (USA)			48.11	Gerald DRUMMOND (CRC)	San José (CRC)	6 May



SUMMARY



400 Metres Hurdles Men - Round 1

First 4 of each heat (Q) plus 4 fastest times (q) qualify to Semi-Final


RECORDS	RESULT	NAME	COUNTRY	AGE	VENUE	DATE
World Record WR	45.94	Karsten WARHOLM	NOR	25	Tokyo (JPN)	3 Aug 2021
Championships Record CR	46.29	Alison DOS SANTOS	BRA	22	Eugene, OR (USA)	19 Jul 2022
World Leading WL	46.51	Karsten WARHOLM	NOR	27	Monaco (MON)	21 Jul 2023
Area Record AR		National Record NR		Personal Best PB		Season Best SB



20 August 2023

RANK	PLACE	HEAT	LANE	BIB	NAME	COUNTRY	DATE of BIRTH	RESULT	
1	1	1	2	2113	Alison DOS SANTOS	BRA	3 Jun 00	48.12	Q
2	2	1	3	2331	Ludvy VAILLANT	FRA	15 Mar 95	48.27	Q
3	1	4	9	2362	Joshua ABUAKU	GER	7 Jul 96	48.32	Q PB
4	1	5	5	2971	Rai BENJAMIN	USA	27 Jul 97	48.35	Q
5	2	4	8	2965	CJ ALLEN	USA	14 Feb 95	48.36	Q
6	3	4	7	2537	Roshawn CLARKE	JAM	1 Jul 04	48.39	Q
7	1	2	4	2526	Kyron MCMASTER	IVB	3 Jan 97	48.47 (.464)	Q
8	4	4	6	2721	Ezekiel NATHANIEL	NGR	20 Jun 03	48.47 (.467)	Q SB
9	2	2	7	2261	Rasmus MÄGI	EST	4 May 92	48.58	Q
10	2	5	9	2546	Jaheel HYDE	JAM	2 Feb 97	48.63 (.624)	Q
11	1	3	4	2310	Wilfried HAPPIO	FRA	22 Sep 98	48.63 (.628)	Q
12	3	5	3	2578	Kazuki KUROKAWA	JPN	17 Jun 01	48.71	Q SB
13	5	4	4	2090	Julien WATRIN	BEL	27 Jun 92	48.72	q SB
14	3	2	8	2968	Trevor BASSITT	USA	26 Feb 98	48.73 (.721)	Q
15	4	5	8	2189	Gerald DRUMMOND	CRC	5 Sep 94	48.73 (.722)	Q
16	2	3	3	2742	Karsten WARHOLM	NOR	28 Feb 96	48.76	Q
17	5	5	6	2929	Yasmani COPELLO	TUR	15 Apr 87	48.92	q
18	6	5	1	2363	Emil AGYEKUM	GER	22 May 99	49.00	q
19	6	4	5	2504	Mario LAMBRUGHU	ITA	5 Feb 92	49.05	q SB
20	4	2	1	2623	Wiseman Were MUKHOBE	KEN	13 Oct 97	49.10	Q
21	3	1	5	2867	Julien BONVIN	SUI	10 Jan 99	49.19	Q SB
22	4	1	8	2171	Zhiyu XIE	CHN	24 Mar 00	49.25	Q
23	5	2	5	2241	Sergio FERNÁNDEZ	ESP	1 Apr 93	49.26	
24	7	4	3	2210	Vít MÜLLER	CZE	31 Aug 96	49.37	
25	5	1	6	2852	Matic Ian GUČEK	SLO	20 Sep 03	49.40	SB
26	6	1	4	2387	Constantin PREIS	GER	16 May 98	49.45	
27	3	3	2	2813	Bassem HEMEIDA	QAT	28 Mar 00	49.50 (.495)	Q
28	4	3	5	2515	Alessandro SIBILIO	ITA	27 Apr 99	49.50 (.500)	Q
29	7	5	4	2061	Shakeem HALL-SMITH	BAH	21 Apr 97	49.61	
30	5	3	6	2868	Dany BRAND	SUI	23 Feb 96	49.69	
31	6	2	2	2932	İsmail NEZIR	TUR	22 Jan 03	49.92	
32	6	3	7	2234	Pablo Andres IBAÑEZ GUEVARA	ESA	28 Oct 98	50.01	
33	8	4	2	2576	Yusaku KODAMA	JPN	16 Dec 00	50.18	
34	7	2	6	2761	Y Eric CRAY	PHI	6 Nov 88	50.27	
35	8	5	7	2422	Árpád BÁNÓCZY	HUN	28 Aug 02	50.31	PB
36	7	3	9	2465	Santhosh Kumar TAMILARASAN	IND	1 Jan 98	50.46	
37	9	5	2	2849	Jun Jie Calvin QUEK	SGP	26 Feb 96	50.53	
38	8	3	1	2643	Marc Anthony IBRAHIM	LBN	5 Dec 02	50.62	
39	9	3	8	2486	Malique SMITH	ISV	9 Nov 97	50.86	
40	8	2	9	2575	Takayuki KISHIMOTO	JPN	6 May 90	50.90	

SUMMARY
400 Metres Hurdles Men - Round 1

20 August 2023

RANK	PLACE	HEAT	LANE	BIB	NAME	COUNTRY	DATE of BIRTH	RESULT
41	9	2	3	2853	 Andrea ERCOLANI VOLTA	SMR	20 Apr 95	52.69
		1	9	2008	Abdelmalik LAHOULO	ALG	7 May 92	DNF
		1	7	2560	Assinie WILSON	JAM	10 Apr 02	DNF

NOTE  BIB 2761 (Eric CRAY) - Disturbing the start
 BIB 2853 (Andrea ERCOLANI VOLTA) - TR17.4.3 or TR17.4.4

ALL-TIME OUTDOOR TOP LIST				2023 OUTDOOR TOP LIST			
RESULT	NAME	VENUE	DATE	RESULT	NAME	VENUE	2023
45.94	Karsten WARHOLM (NOR)	Tokyo (JPN)	3 Aug 21	46.51	Karsten WARHOLM (NOR)	Monaco (MON)	21 Jul
46.17	Rai BENJAMIN (USA)	Tokyo (JPN)	3 Aug 21	46.62	Rai BENJAMIN (USA)	Eugene, OR (USA)	9 Jul
46.29	Alison DOS SANTOS (BRA)	Eugene, OR (USA)	19 Jul 22	47.26	Kyron MCMASTER (IVB)	Banská Bystrica (SVK)	20 Jul
46.78	Kevin YOUNG (USA)	Barcelona (ESP)	6 Aug 92	47.58	CJ ALLEN (USA)	Oslo (NOR)	15 Jun
46.98	Abderrahman Almoubarrake S ALSALECK (QAT) =RA		30 Jun 18	47.66	Alison DOS SANTOS (BRA)	Monaco (MON)	21 Jul
47.02	Edwin MOSES (USA)	Koblenz (GER)	31 Aug 83	47.85	Roshawn CLARKE (JAM)	Kingston (JAM)	7 Jul
47.03	Bryan BRONSON (USA)	New Orleans, LA (USA)	21 Jun 98	47.85	Ludvy VAILLANT (FRA)	Monaco (MON)	21 Jul
47.08	Kyron MCMASTER (IVB)	Tokyo (JPN)	3 Aug 21	48.04	Rasmus MÄGI (EST)	Tallinn (EST)	30 Jul
47.10	Samuel MATETE (ZAM)	Zürich (SUI)	7 Aug 91	48.11	Gerald DRUMMOND (CRC)	San José (CRC)	6 May
47.19	André PHILLIPS (USA)	Seoul (KOR)	25 Sep 88	48.12	Chris ROBINSON (USA)	Austin, TX (USA)	9 Jun

RACE ANALYSIS



400 Metres Hurdles Men - Round 1

First 4 of each heat (Q) plus 4 fastest times (q) qualify to Semi-Final

Heat 1 **5**

20 August 2023 11:25 START TIME

31° C TEMPERATURE 55 % HUMIDITY

1 100 m 2 200 m 3 300 m

1	2113	Alison DOS SANTOS	BRA	3 Jun 00	48.12	
1	11.66	2	10.84	3	12.31	13.31
	11.66 (3)		22.50 (2)		34.81 (2)	
2	2331	Ludvy VAILLANT	FRA	15 Mar 95	48.27	
1	11.42	2	10.77	3	12.27	13.81
	11.42 (1)		22.19 (1)		34.46 (1)	
3	2867	Julien BONVIN	SUI	10 Jan 99	49.19 ^{SB}	
1	11.59	2	11.17	3	12.86	13.57
	11.59 (2)		22.76 (3)		35.62 (3)	
4	2171	Zhiyu XIE	CHN	24 Mar 00	49.25	
1	12.08	2	11.52	3	12.71	12.94
	12.08 (5)		23.60 (5)		36.31 (5)	
5	2852	Matic Ian GUČEK	SLO	20 Sep 03	49.40 ^{SB}	
1	12.00	2	11.57	3	12.49	13.34
	12.00 (4)		23.57 (4)		36.06 (4)	
6	2387	Constantin PREIS	GER	16 May 98	49.45	
1	12.40	2	11.46	3	12.54	13.05
	12.40 (7)		23.86 (6)		36.40 (6)	
2008	Abdelmalik LAHOULOU	ALG	7 May 92	DNF		
1	12.18					
	12.18 (6)					
2560	Assinie WILSON	JAM	10 Apr 02	DNF		

RACE ANALYSIS



400 Metres Hurdles Men - Round 1

First 4 of each heat (Q) plus 4 fastest times (q) qualify to Semi-Final

Heat 2 **5**

20 August 2023 11:33 START TIME

31° C TEMPERATURE 53 % HUMIDITY

1 100 m 2 200 m 3 300 m

1	2526	Kyron MCMMASTER	IVB	3 Jan 97	48.47	
1	11.44	2	10.91	3	12.28	13.84
	11.44 (1)		22.35 (1)		34.63 (1)	
2	2261	Rasmus MÄGI	EST	4 May 92	48.58	
1	12.02	2	11.26	3	12.40	12.90
	12.02 (7)		23.28 (5)		35.68 (4)	
3	2968	Trevor BASSITT	USA	26 Feb 98	48.73	
1	11.66	2	11.16	3	12.41	13.50
	11.66 (2)		22.82 (2)		35.23 (2)	
4	2623	Wiseman Were MUKHOBE	KEN	13 Oct 97	49.10	
1	11.85	2	11.47	3	12.62	13.16
	11.85 (5)		23.32 (6)		35.94 (5)	
5	2241	Sergio FERNÁNDEZ	ESP	1 Apr 93	49.26	
1	11.93	2	11.24	3	12.50	13.59
	11.93 (6)		23.17 (4)		35.67 (3)	
6	2932	İsmail NEZIR	TUR	22 Jan 03	49.92	
1	12.30	2	11.50	3	12.80	13.32
	12.30 (8)		23.80 (8)		36.60 (7)	
7	2761	Eric CRAY	PHI	6 Nov 88	50.27	
1	11.70	2	11.39	3	13.16	14.02
	11.70 (3)		23.09 (3)		36.25 (6)	
8	2575	Takayuki KISHIMOTO	JPN	6 May 90	50.90	
1	11.83	2	11.87	3	12.97	14.23
	11.83 (4)		23.70 (7)		36.67 (8)	
9	2853	Andrea ERCOLANI VOLTA	SMR	20 Apr 95	52.69	
1	12.85	2	12.07	3	13.58	14.19
	12.85 (9)		24.92 (9)		38.50 (9)	

RACE ANALYSIS



400 Metres Hurdles Men - Round 1

First 4 of each heat (Q) plus 4 fastest times (q) qualify to Semi-Final

Heat 3 **5**

20 August 2023 11:44 START TIME

31° C TEMPERATURE 53 % HUMIDITY

1 100 m 2 200 m 3 300 m

1	2310	Wilfried HAPPIO	FRA	22 Sep 98	48.63	
1	11.74	2	11.11	3	12.29	13.49
	11.74 (2)		22.85 (2)		35.14 (2)	
2	2742	Karsten WARHOLM	NOR	28 Feb 96	48.76	
1	11.48	2	10.99	3	12.27	14.02
	11.48 (1)		22.47 (1)		34.74 (1)	
3	2813	Bassem HEMEIDA	QAT	28 Mar 00	49.50	
1	12.00	2	11.23	3	12.77	13.50
	12.00 (3)		23.23 (3)		36.00 (3)	
4	2515	Alessandro SIBILIO	ITA	27 Apr 99	49.50	
1	12.03	2	11.36	3	12.71	13.40
	12.03 (4)		23.39 (4)		36.10 (5)	
5	2868	Dany BRAND	SUI	23 Feb 96	49.69	
6	2234	Pablo Andres IBÁÑEZ GUEVARA	ESA	28 Oct 98	50.01	
1	12.10	2	11.40	3	12.59	13.92
	12.10 (6)		23.50 (5)		36.09 (4)	
7	2465	Santhosh Kumar TAMILARASAN	IND	1 Jan 98	50.46	
1	12.19	2	11.76	3	12.90	13.61
	12.19 (8)		23.95 (8)		36.85 (8)	
8	2643	Marc Anthony IBRAHIM	LBN	5 Dec 02	50.62	
1	12.17	2	11.45	3	13.17	13.83
	12.17 (7)		23.62 (7)		36.79 (7)	
9	2486	Malique SMITH	ISV	9 Nov 97	50.86	
1	12.08	2	11.48	3	13.00	14.30
	12.08 (5)		23.56 (6)		36.56 (6)	

RACE ANALYSIS



400 Metres Hurdles Men - Round 1

First 4 of each heat (Q) plus 4 fastest times (q) qualify to Semi-Final

Heat 4 **5**

20 August 2023 11:52 START TIME

32° C TEMPERATURE 51 % HUMIDITY

1 100 m 2 200 m 3 300 m

1 2362 Joshua ABUAKU				GER	7 Jul 96	48.32 ^{PB}
1	11.74	2	10.98	3	12.37	13.23
	11.74 (4)		22.72 (2)		35.09 (3)	
2 2965 CJ ALLEN				USA	14 Feb 95	48.36
1	11.65	2	11.13	3	12.23	13.35
	11.65 (1)		22.78 (3)		35.01 (2)	
3 2537 Roshawn CLARKE				JAM	1 Jul 04	48.39
1	11.69	2	11.42	3	12.10	13.18
	11.69 (3)		23.11 (6)		35.21 (4)	
4 2721 Ezekiel NATHANIEL				NGR	20 Jun 03	48.47 ^{SB}
1	11.99	2	10.96	3	12.29	13.23
	11.99 (7)		22.95 (4)		35.24 (5)	
5 2090 Julien WATRIN				BEL	27 Jun 92	48.72 ^{SB}
1	11.67	2	11.01	3	12.33	13.71
	11.67 (2)		22.68 (1)		35.01 (1)	
6 2504 Mario LAMBRUGH				ITA	5 Feb 92	49.05 ^{SB}
1	11.83	2	11.26	3	12.63	13.33
	11.83 (5)		23.09 (5)		35.72 (6)	
7 2210 Vít MÜLLER				CZE	31 Aug 96	49.37
1	12.02	2	11.23	3	12.54	13.58
	12.02 (8)		23.25 (7)		35.79 (7)	
8 2576 Yusaku KODAMA				JPN	16 Dec 00	50.18
1	11.90	2	11.70	3	12.77	13.81
	11.90 (6)		23.60 (8)		36.37 (8)	

RACE ANALYSIS



400 Metres Hurdles Men - Round 1

First 4 of each heat (Q) plus 4 fastest times (q) qualify to Semi-Final

Heat 5 **5**

20 August 2023 11:59 START TIME

32° C TEMPERATURE 51 % HUMIDITY

1 100 m 2 200 m 3 300 m

1	2971	Rai BENJAMIN	USA	27 Jul 97	48.35	
1	11.47	2	11.42	3	12.12	13.34
	11.47 (3)		22.89 (3)		35.01 (1)	
2	2546	Jaheel HYDE	JAM	2 Feb 97	48.63	
1	11.45	2	11.13	3	12.60	13.45
	11.45 (1)		22.58 (1)		35.18 (2)	
3	2578	Kazuki KUROKAWA	JPN	17 Jun 01	48.71 ^{SB}	
1	11.46	2	11.13	3	12.66	13.46
	11.46 (2)		22.59 (2)		35.25 (3)	
4	2189	Gerald DRUMMOND	CRC	5 Sep 94	48.73	
1	11.81	2	11.49	3	12.64	12.79
	11.81 (5)		23.30 (7)		35.94 (7)	
5	2929	Yasmani COPELLO	TUR	15 Apr 87	48.92	
1	11.86	2	11.35	3	12.55	13.16
	11.86 (6)		23.21 (6)		35.76 (5)	
6	2363	Emil AGYEKUM	GER	22 May 99	49.00	
1	12.05	2	11.07	3	12.52	13.36
	12.05 (8)		23.12 (4)		35.64 (4)	
7	2061	Shakeem HALL-SMITH	BAH	21 Apr 97	49.61	
1	11.70	2	11.44	3	12.79	13.68
	11.70 (4)		23.14 (5)		35.93 (6)	
8	2422	Árpád BÁNÓCZY	HUN	28 Aug 02	50.31 ^{PB}	
1	12.04	2	11.50	3	12.91	13.86
	12.04 (7)		23.54 (8)		36.45 (8)	
9	2849	Jun Jie Calvin QUEK	SGP	26 Feb 96	50.53	
1	12.18	2	11.68	3	13.12	13.55
	12.18 (9)		23.86 (9)		36.98 (9)	

RESULTS



400 Metres Hurdles Men - Round 1

First 4 of each heat (Q) plus 4 fastest times (q) qualify to Semi-Final

RECORDS	RESULT	NAME	COUNTRY	AGE	VENUE	DATE
World Record WR	45.94	Karsten WARHOLM	NOR	25	Tokyo (JPN)	3 Aug 2021
Championships Record CR	46.29	Alison DOS SANTOS	BRA	22	Eugene, OR (USA)	19 Jul 2022
World Leading WL	46.51	Karsten WARHOLM	NOR	27	Monaco (MON)	21 Jul 2023
Area Record AR		National Record NR		Personal Best PB		Season Best SB

Heat 1

5

20 August 2023 11:25 START TIME

31° C TEMPERATURE 55 % HUMIDITY

PLACE	BIB	NAME	COUNTRY	DATE OF BIRTH	LANE	RESULT	REACTION	Fn
1	2113	Alison DOS SANTOS	BRA	3 Jun 00	2	48.12	Q 0.167	
2	2331	Ludvy VAILLANT	FRA	15 Mar 95	3	48.27	Q 0.182	
3	2867	Julien BONVIN	SUI	10 Jan 99	5	49.19	Q SB 0.188	
4	2171	Zhiyu XIE	CHN	24 Mar 00	8	49.25	Q 0.207	
5	2852	Matic Ian GUČEK	SLO	20 Sep 03	6	49.40	SB 0.147	
6	2387	Constantin PREIS	GER	16 May 98	4	49.45	0.192	
	2008	Abdelmalik LAHOULOU	ALG	7 May 92	9	DNF	0.174	
	2560	Assinie WILSON	JAM	10 Apr 02	7	DNF	0.222	

Heat 2

5

20 August 2023 11:33 START TIME

31° C TEMPERATURE 53 % HUMIDITY

PLACE	BIB	NAME	COUNTRY	DATE OF BIRTH	LANE	RESULT	REACTION	Fn
1	2526	Kyron MCMASTER	IVB	3 Jan 97	4	48.47 (.464)	Q 0.156	
2	2261	Rasmus MÄGI	EST	4 May 92	7	48.58	Q 0.205	
3	2968	Trevor BASSITT	USA	26 Feb 98	8	48.73 (.721)	Q 0.164	
4	2623	Wiseman Were MUKHOBE	KEN	13 Oct 97	1	49.10	Q 0.199	
5	2241	Sergio FERNÁNDEZ	ESP	1 Apr 93	5	49.26	0.169	
6	2932	İsmail NEZİR	TUR	22 Jan 03	2	49.92	0.177	
7	2761	Eric CRAY	PHI	6 Nov 88	6	50.27	0.144	
8	2575	Takayuki KISHIMOTO	JPN	6 May 90	9	50.90	0.135	
9	2853	Andrea ERCOLANI VOLTA	SMR	20 Apr 95	3	52.69	0.181	

NOTE **Y** BIB 2761 (Eric CRAY) - Disturbing the start
L BIB 2853 (Andrea ERCOLANI VOLTA) - TR17.4.3 or TR17.4.4

Heat 3

5

20 August 2023 11:44 START TIME

31° C TEMPERATURE 53 % HUMIDITY

PLACE	BIB	NAME	COUNTRY	DATE OF BIRTH	LANE	RESULT	REACTION	Fn
1	2310	Wilfried HAPPIO	FRA	22 Sep 98	4	48.63 (.628)	Q 0.172	
2	2742	Karsten WARHOLM	NOR	28 Feb 96	3	48.76	Q 0.166	
3	2813	Bassem HEMEIDA	QAT	28 Mar 00	2	49.50 (.495)	Q 0.156	
4	2515	Alessandro SIBILIO	ITA	27 Apr 99	5	49.50 (.500)	Q 0.178	
5	2868	Dany BRAND	SUI	23 Feb 96	6	49.69	0.183	
6	2234	Pablo Andres IBAÑEZ GUEVARA	ESA	28 Oct 98	7	50.01	0.184	
7	2465	Santhosh Kumar TAMILARASAN	IND	1 Jan 98	9	50.46	0.228	
8	2643	Marc Anthony IBRAHIM	LBN	5 Dec 02	1	50.62	0.182	
9	2486	Malique SMITH	ISV	9 Nov 97	8	50.86	0.175	

RESULTS
400 Metres Hurdles Men - Round 1

Heat 4 **5**

20 August 2023 11:52 START TIME 32° C TEMPERATURE 51 % HUMIDITY

PLACE	BIB	NAME	COUNTRY	DATE of BIRTH	LANE	RESULT	REACTION	Fn
1	2362	Joshua ABUAKU	GER	7 Jul 96	9	48.32	Q PB	0.207
2	2965	CJ ALLEN	USA	14 Feb 95	8	48.36	Q	0.167
3	2537	Roshawn CLARKE	JAM	1 Jul 04	7	48.39	Q	0.183
4	2721	Ezekiel NATHANIEL	NGR	20 Jun 03	6	48.47 (.467)	Q SB	0.210
5	2090	Julien WATRIN	BEL	27 Jun 92	4	48.72	q SB	0.230
6	2504	Mario LAMBRUGHI	ITA	5 Feb 92	5	49.05	q SB	0.129
7	2210	Vít MÜLLER	CZE	31 Aug 96	3	49.37		0.186
8	2576	Yusaku KODAMA	JPN	16 Dec 00	2	50.18		0.166

Heat 5 **5**

20 August 2023 11:59 START TIME 32° C TEMPERATURE 51 % HUMIDITY

PLACE	BIB	NAME	COUNTRY	DATE of BIRTH	LANE	RESULT	REACTION	Fn
1	2971	Rai BENJAMIN	USA	27 Jul 97	5	48.35	Q	0.176
2	2546	Jaheel HYDE	JAM	2 Feb 97	9	48.63 (.624)	Q	0.182
3	2578	Kazuki KUROKAWA	JPN	17 Jun 01	3	48.71	Q SB	0.158
4	2189	Gerald DRUMMOND	CRC	5 Sep 94	8	48.73 (.722)	Q	0.220
5	2929	Yasmani COPELLO	TUR	15 Apr 87	6	48.92	q	0.244
6	2363	Emil AGYEKUM	GER	22 May 99	1	49.00	q	0.232
7	2061	Shakeem HALL-SMITH	BAH	21 Apr 97	4	49.61		0.172
8	2422	Árpád BÁNÓCZY	HUN	28 Aug 02	7	50.31	PB	0.224
9	2849	Jun Jie Calvin QUEK	SGP	26 Feb 96	2	50.53		0.190

ALL-TIME OUTDOOR TOP LIST

RESULT	NAME	VENUE	DATE
45.94	Karsten WARHOLM (NOR)	Tokyo (JPN)	3 Aug 21
46.17	Rai BENJAMIN (USA)	Tokyo (JPN)	3 Aug 21
46.29	Alison DOS SANTOS (BRA)	Eugene, OR (USA)	19 Jul 22
46.78	Kevin YOUNG (USA)	Barcelona (ESP)	6 Aug 92
46.98	Abderrahman Almoubarrake S ALSALECK (QAT) =RAI		30 Jun 18
47.02	Edwin MOSES (USA)	Koblenz (GER)	31 Aug 83
47.03	Bryan BRONSON (USA)	New Orleans, LA (USA)	21 Jun 98
47.08	Kyron MCMASTER (IVB)	Tokyo (JPN)	3 Aug 21
47.10	Samuel MATETE (ZAM)	Zürich (SUI)	7 Aug 91
47.19	André PHILLIPS (USA)	Seoul (KOR)	25 Sep 88

2023 OUTDOOR TOP LIST

RESULT	NAME	VENUE	2023
46.51	Karsten WARHOLM (NOR)	Monaco (MON)	21 Jul
46.62	Rai BENJAMIN (USA)	Eugene, OR (USA)	9 Jul
47.26	Kyron MCMASTER (IVB)	Banská Bystrica (SVK)	20 Jul
47.58	CJ ALLEN (USA)	Oslo (NOR)	15 Jun
47.66	Alison DOS SANTOS (BRA)	Monaco (MON)	21 Jul
47.85	Roshawn CLARKE (JAM)	Kingston (JAM)	7 Jul
47.85	Ludvy VAILLANT (FRA)	Monaco (MON)	21 Jul
48.04	Rasmus MÄGI (EST)	Tallinn (EST)	30 Jul
48.11	Gerald DRUMMOND (CRC)	San José (CRC)	6 May
48.12	Chris ROBINSON (USA)	Austin, TX (USA)	9 Jun

RESULTS

High Jump Men - Final



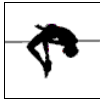
RECORDS	RESULT	NAME	COUNTRY	AGE	VENUE	DATE
World Record WR	2.45	Javier SOTOMAYOR	CUB	26	Salamanca (ESP)	27 Jul 1993
Championships Record CR	2.41	Bohdan BONDARENKO	UKR	24	Moskva (RUS)	15 Aug 2013
World Leading WL	2.36	Mutaz Essa BARSHIM	QAT	32	Chorzów (POL)	16 Jul 2023
Area Record AR		National Record NR		Personal Best PB		Season Best SB

22 August 2023 19:59 START TIME 35° C TEMPERATURE 37 % HUMIDITY
21:58 END TIME 28° C 55 %

PLACE	BIB	NAME	COUNTRY	DATE of BIRTH	ORDER	RESULT	2.20	2.25	2.29	2.33	2.36	2.38	2.40				
1	2519	Gianmarco TAMBERI	ITA	1 Jun 92	10	2.36 WL	-	XO	0	0	0	XX-	X				
2	2991	JuVaughn HARRISON	USA	30 Apr 99	8	2.36 WL	-	0	0	0	XO	XXX					
3	2812	Mutaz Essa BARSHIM	QAT	24 Jun 91	2	2.33	-	XO	0	0	XXX						
4	2201	Luis Enrique ZAYAS	CUB	7 Jun 97	13	2.33 PB	XO	XO	XO	0	XXX						
5	2386	Tobias POTYE	GER	16 Mar 95	6	2.33	0	XO	0	XO	XXX						
6	2635	Sanghyeok WOO	KOR	23 Apr 96	11	2.29	0	0	0	X-	XX						
7	3011	Shelby MCEWEN	USA	6 Apr 96	3	2.29 SB	0	XO	XXO	XX-	X						
8	2562	Ryoichi AKAMATSU	JPN	2 May 95	1	2.25	0	0	XXX								
8	2055	Brandon STARC	AUS	24 Nov 93	5	2.25	0	0	XXX								
10	2774	Norbert KOBIELSKI	POL	28 Jan 97	9	2.25	0	XO	XXX								
11	2957	Andrii PROTSENKO	UKR	20 May 88	12	2.25	0	XXO	XXX								
12	2498	Marco FASSINOTTI	ITA	29 Apr 89	4	2.20	XO	XXX									
13	2950	Oleh DOROSHCHUK	UKR	4 Jul 01	7	2.20	XXO	XXX									

ALL-TIME OUTDOOR TOP LIST				2023 OUTDOOR TOP LIST			
RESULT	NAME	VENUE	DATE	RESULT	NAME	VENUE	2023
2.45	Javier SOTOMAYOR (CUB)	Salamanca (ESP)	27 Jul 93	2.36	Mutaz Essa BARSHIM (QAT)	Chorzów (POL)	16 Jul
2.43	Mutaz Essa BARSHIM (QAT)	Bruxelles (BEL)	5 Sep 14	2.36	Gianmarco TAMBERI (ITA)	Budapest	22 Aug
2.42	Patrik SJÖBERG (SWE)	Stockholm (SWE)	30 Jun 87	2.36	JuVaughn HARRISON (USA)	Budapest	22 Aug
2.42	Bohdan BONDARENKO (UKR)	New York, NY (USA)	14 Jun 14	2.35	Danil LYSENKO (RUS)	Minsk (BLR)	30 Jul
2.41	Iqor PAKLIN (URS)	Kobe (JPN)	4 Sep 85	2.34	Tobias POTYE (GER)	Chorzów (POL)	16 Jul
2.40	Rudolf POVARNITSYN (URS)	Donetsk (URS)	11 Aug 85	2.33	Joel BADEN (AUS)	Melbourne (AUS)	4 Mar
2.40	Sorin MATEI (ROU)	Bratislava (TCH)	20 Jun 90	2.33	Ilya IVANYUK (RUS)	Bryansk (RUS)	2 Jun
2.40	Charles AUSTIN (USA)	Zürich (SUI)	7 Aug 91	2.33	Sanghyeok WOO (KOR)	Jeongseon (KOR)	25 Jun
2.40	Vyacheslav VORONIN (RUS)	London (GBR)	5 Aug 00	2.33	Luis Enrique ZAYAS (CUB)	Budapest	22 Aug
2.40	Derek DROUIN (CAN)	Des Moines, IA (USA)	25 Apr 14	2.32	Zhen WANG (CHN)	Nanjing (CHN)	27 May
2.40	Andrii PROTSENKO (UKR)	Lausanne (SUI)	3 Jul 14				

SUMMARY



High Jump Men - Qualification

Automatic qualifying mark 2.30 (Q) or at least best 12 qualify to Final

RECORDS	RESULT	NAME	COUNTRY	AGE	VENUE	DATE
World Record WR	2.45	Javier SOTOMAYOR	CUB	26	Salamanca (ESP)	27 Jul 1993
Championships Record CR	2.41	Bohdan BONDARENKO	UKR	24	Moskva (RUS)	15 Aug 2013
World Leading WL	2.36	Mutaz Essa BARSHIM	QAT	32	Chorzów (POL)	16 Jul 2023
Area Record AR		National Record NR		Personal Best PB		Season Best SB

20 August 2023

RANK	PLACE	GROUP	BIB	NAME	COUNTRY	DATE OF BIRTH	RESULT	
1	1	A	2991	JuVaughn HARRISON	USA	30 Apr 99	2.28	q
1	1	B	2812	Mutaz Essa BARSHIM	QAT	24 Jun 91	2.28	q
1	1	A	2562	Ryoichi AKAMATSU	JPN	2 May 95	2.28	q
4	3	A	2635	Sanghyeok WOO	KOR	23 Apr 96	2.28	q
5	4	A	2950	Oleh DOROSHCHUK	UKR	4 Jul 01	2.28	q PB
6	2	B	2957	Andrii PROTSENKO	UKR	20 May 88	2.28	q
6	5	A	2498	Marco FASSINOTTI	ITA	29 Apr 89	2.28	q SB
8	3	B	2386	Tobias POTYE	GER	16 Mar 95	2.28	q
9	6	A	2519	Gianmarco TAMBERI	ITA	1 Jun 92	2.28	q
10	4	B	2055	Brandon STARC	AUS	24 Nov 93	2.28	q
11	7	A	3011	Shelby MCEWEN	USA	6 Apr 96	2.28	q SB
12	5	B	2201	Luis Enrique ZAYAS	CUB	7 Jun 97	2.28	q
12	5	B	2774	Norbert KOBIELSKI	POL	28 Jan 97	2.28	q SB
14	7	B	2680	Edgar RIVERA	MEX	13 Feb 91	2.25	
15	8	A	2077	Thomas CARMOY	BEL	16 Feb 00	2.25	
16	8	B	2115	Fernando FERREIRA	BRA	13 Dec 94	2.25	SB
16	9	A	2065	Donald THOMAS	BAH	1 Jul 84	2.25	
18	9	B	2566	Naoto HASEGAWA	JPN	15 Nov 96	2.25	SB
19	10	B	2747	Hamish KERR	NZL	17 Aug 96	2.22	
20	10	A	2696	Douwe AMELS	NED	16 Sep 91	2.22	
20	11	B	2456	Sarvesh Anil KUSHARE	IND	17 Jun 95	2.22	
22	11	A	2531	Romaine BECKFORD	JAM	9 Jul 02	2.22	
23	12	A	2927	Alperen ACET	TUR	2 Apr 98	2.22	
23	12	B	2858	Slavko STEVIĆ	SRB	7 Sep 00	2.22	
25	13	B	2805	Luis CASTRO RIVERA	PUR	29 Jan 91	2.22	
26	14	B	2517	Stefano SOTTILE	ITA	26 Jan 98	2.22	
27	15	B	2150	Django LOVETT	CAN	6 Jul 92	2.22	SB
28	13	A	2955	Dmytro NIKITIN	UKR	31 Jul 99	2.18	
28	13	A	2679	Erik PORTILLO	MEX	5 Oct 00	2.18	
28	13	A	2129	Tihomir IVANOV	BUL	11 Jul 94	2.18	
31	16	B	2590	Tomohiro SHINNO	JPN	17 Aug 96	2.18	
32	16	A	2444	Gergely TÖRÖK	HUN	13 Mar 02	2.14	
32	16	A	2004	Hichem BOUHANOUN	ALG	1 Jan 97	2.14	
32	16	A	2032	Joel BADEN	AUS	1 Feb 96	2.14	
32	17	B	3034	Vernon TURNER	USA	21 Aug 98	2.14	
		B	2020	Carlos LAYOY	ARG	26 Feb 91	NM	


SUMMARY
High Jump Men - Qualification

20 August 2023

RANK	PLACE	GROUP	BIB	NAME	COUNTRY	DATE of BIRTH	RESULT
------	-------	-------	-----	------	---------	---------------	--------

ALL-TIME OUTDOOR TOP LIST				2023 OUTDOOR TOP LIST			
RESULT	NAME	VENUE	DATE	RESULT	NAME	VENUE	2023
2.45	Javier SOTOMAYOR (CUB)	Salamanca (ESP)	27 Jul 93	2.36	Mutaz Essa BARSHIM (QAT)	Chorzów (POL)	16 Jul
2.43	Mutaz Essa BARSHIM (QAT)	Bruxelles (BEL)	5 Sep 14	2.35	JuVaughn HARRISON (USA)	London (GBR)	23 Jul
2.42	Patrik SJÖBERG (SWE)	Stockholm (SWE)	30 Jun 87	2.35	Danil LYSENKO (RUS)	Minsk (BLR)	30 Jul
2.42	Bohdan BONDARENKO (UKR)	New York, NY (USA)	14 Jun 14	2.34	Gianmarco TAMBERI (ITA)	Chorzów (POL)	16 Jul
2.41	Iqor PAKLIN (URS)	Kobe (JPN)	4 Sep 85	2.34	Tobias POTYE (GER)	Chorzów (POL)	16 Jul
2.40	Rudolf POVARNITSYN (URS)	Donetsk (URS)	11 Aug 85	2.33	Joel BADEN (AUS)	Melbourne (AUS)	4 Mar
2.40	Sorin MATEI (ROU)	Bratislava (TCH)	20 Jun 90	2.33	Ilya IVANYUK (RUS)	Bryansk (RUS)	2 Jun
2.40	Charles AUSTIN (USA)	Zürich (SUI)	7 Aug 91	2.33	Sanghyeok WOO (KOR)	Jeongseon (KOR)	25 Jun
2.40	Vyacheslav VORONIN (RUS)	London (GBR)	5 Aug 00	2.32	Zhen WANG (CHN)	Nanjing (CHN)	27 May
2.40	Derek DROUIN (CAN)	Des Moines, IA (USA)	25 Apr 14	2.31	Luis Enrique ZAYAS (CUB)	San Vito al Tagliamento (ITA)	3 Jun
2.40	Andrii PROTSENKO (UKR)	Lausanne (SUI)	3 Jul 14	2.31	Hamish KERR (NZL)	Essen (GER)	18 Jun

RESULTS



High Jump Men - Qualification

Automatic qualifying mark 2.30 (Q) or at least best 12 qualify to Final

RECORDS	RESULT	NAME	COUNTRY	AGE	VENUE	DATE
World Record WR	2.45	Javier SOTOMAYOR	CUB	26	Salamanca (ESP)	27 Jul 1993
Championships Record CR	2.41	Bohdan BONDARENKO	UKR	24	Moskva (RUS)	15 Aug 2013
World Leading WL	2.36	Mutaz Essa BARSHIM	QAT	32	Chorzów (POL)	16 Jul 2023
Area Record AR		National Record NR		Personal Best PB		Season Best SB

Group A

20 August 2023 10:37 START TIME 30° C 58 %
13:09 END TIME 34° C 46 %

PLACE	BIB	NAME	COUNTRY	DATE of BIRTH	ORDER	RESULT	2.14	2.18	2.22	2.25	2.28	2.30						
1	2562	Ryoichi AKAMATSU	JPN	2 May 95	9	2.28 q	0	0	0	0	0							
1	2991	JuVaughn HARRISON	USA	30 Apr 99	11	2.28 q	-	0	0	0	0							
3	2635	Sanghyeok WOO	KOR	23 Apr 96	14	2.28 q	0	0	0	XO	0							
4	2950	Oleh DOROSHCHUK	UKR	4 Jul 01	1	2.28 q PB	0	0	0	XO	XO							
5	2498	Marco FASSINOTTI	ITA	29 Apr 89	3	2.28 q SB	XO	XO	0	XO	XO							
6	2519	Gianmarco TAMBERI	ITA	1 Jun 92	7	2.28 q	-	-	0	XO	XXO							
7	3011	Shelby MCEWEN	USA	6 Apr 96	18	2.28 q SB	XO	0	XXO	0	XXO							
8	2077	Thomas CARMOY	BEL	16 Feb 00	12	2.25	0	XXO	XO	0	XXX							
9	2065	Donald THOMAS	BAH	1 Jul 84	8	2.25	XO	XO	XXO	0	XXX							
10	2696	Douwe AMELS	NED	16 Sep 91	17	2.22	XO	0	0	XXX								
11	2531	Romaine BECKFORD	JAM	9 Jul 02	16	2.22	0	XXO	0	XXX								
12	2927	Alperen ACET	TUR	2 Apr 98	15	2.22	0	0	XO	XXX								
13	2129	Tihomir IVANOV	BUL	11 Jul 94	10	2.18	0	0	XXX									
13	2955	Dmytro NIKITIN	UKR	31 Jul 99	2	2.18	0	0	XXX									
13	2679	Erik PORTILLO	MEX	5 Oct 00	4	2.18	0	0	XXX									
16	2032	Joel BADEN	AUS	1 Feb 96	13	2.14	0	XXX										
16	2004	Hichem BOUHANOUN	ALG	1 Jan 97	6	2.14	0	XXX										
16	2444	Gergely TÖRÖK	HUN	13 Mar 02	5	2.14	0	XXX										

RESULTS
High Jump Men - Qualification

Group B

20 August 2023 10:35 START TIME 30° C 58 %
13:10 END TIME TEMPERATURE 34° C HUMIDITY 46 %

PLACE	BIB	NAME	COUNTRY	DATE of BIRTH	ORDER	RESULT	2.14	2.18	2.22	2.25	2.28	2.30						
1	2812	Mutaz Essa BARSHIM	QAT	24 Jun 91	2	2.28 q	-	-	0	0	0							
2	2957	Andrii PROTSENKO	UKR	20 May 88	13	2.28 q	0	XO	0	XXO	XO							
3	2386	Tobias POTYE	GER	16 Mar 95	3	2.28 q	0	0	0	0	XXO							
4	2055	Brandon STARC	AUS	24 Nov 93	7	2.28 q	0	XO	XO	0	XXO							
5	2774	Norbert KOBIELSKI	POL	28 Jan 97	10	2.28 q SB	0	0	XXO	XXO	XXO							
5	2201	Luis Enrique ZAYAS	CUB	7 Jun 97	14	2.28 q	-	XXO	0	XXO	XXO							
7	2680	Edgar RIVERA	MEX	13 Feb 91	16	2.25	0	0	0	0	XXX							
8	2115	Fernando FERREIRA	BRA	13 Dec 94	18	2.25 SB	0	XXO	XXO	0	XXX							
9	2566	Naoto HASEGAWA	JPN	15 Nov 96	17	2.25 SB	0	0	XXO	XXO	XXX							
10	2747	Hamish KERR	NZL	17 Aug 96	11	2.22	-	0	0	XXX								
11	2456	Sarvesh Anil KUSHARE	IND	17 Jun 95	9	2.22	0	XO	0	XXX								
12	2858	Slavko STEVIĆ	SRB	7 Sep 00	1	2.22	0	0	XO	XXX								
13	2805	Luis CASTRO RIVERA	PUR	29 Jan 91	15	2.22	XO	XO	XO	XXX								
14	2517	Stefano SOTTILE	ITA	26 Jan 98	5	2.22	0	0	XXO	XXX								
15	2150	Django LOVETT	CAN	6 Jul 92	8	2.22 SB	XO	0	XXO	X-	XX							
16	2590	Tomohiro SHINNO	JPN	17 Aug 96	6	2.18	XO	0	XXX									
17	3034	Vernon TURNER	USA	21 Aug 98	4	2.14	0	-	XXX									
2020	2020	Carlos LAYOY	ARG	26 Feb 91	12	NM	XXX											

ALL-TIME OUTDOOR TOP LIST

2023 OUTDOOR TOP LIST

RESULT	NAME	VENUE	DATE
2.45	Javier SOTOMAYOR (CUB)	Salamanca (ESP)	27 Jul 93
2.43	Mutaz Essa BARSHIM (QAT)	Bruxelles (BEL)	5 Sep 14
2.42	Patrik SJÖBERG (SWE)	Stockholm (SWE)	30 Jun 87
2.42	Bohdan BONDARENKO (UKR)	New York, NY (USA)	14 Jun 14
2.41	Igor PAKLIN (URS)	Kobe (JPN)	4 Sep 85
2.40	Rudolf POVARNITSYN (URS)	Donetsk (URS)	11 Aug 85
2.40	Sorin MATEI (ROU)	Bratislava (TCH)	20 Jun 90
2.40	Charles AUSTIN (USA)	Zürich (SUI)	7 Aug 91
2.40	Vyacheslav VORONIN (RUS)	London (GBR)	5 Aug 00
2.40	Derek DROUIN (CAN)	Des Moines, IA (USA)	25 Apr 14
2.40	Andrii PROTSENKO (UKR)	Lausanne (SUI)	3 Jul 14

RESULT	NAME	VENUE	2023
2.36	Mutaz Essa BARSHIM (QAT)	Chorzów (POL)	16 Jul
2.35	JuVaughn HARRISON (USA)	London (GBR)	23 Jul
2.35	Danil LYSENKO (RUS)	Minsk (BLR)	30 Jul
2.34	Gianmarco TAMBARI (ITA)	Chorzów (POL)	16 Jul
2.34	Tobias POTYE (GER)	Chorzów (POL)	16 Jul
2.33	Joel BADEN (AUS)	Melbourne (AUS)	4 Mar
2.33	Ilya IVANYUK (RUS)	Bryansk (RUS)	2 Jun
2.33	Sanghyeok WOO (KOR)	Jeongseon (KOR)	25 Jun
2.32	Zhen WANG (CHN)	Nanjing (CHN)	27 May
2.31	Luis Enrique ZAYAS (CUB)	San Vito al Tagliamento (ITA)	3 Jun
2.31	Hamish KERR (NZL)	Essen (GER)	18 Jun

RESULTS



Pole Vault Men - Final

RECORDS	RESULT	NAME	COUNTRY	AGE	VENUE	DATE
World Record WR	6.22	Armand DUPLANTIS	SWE	24	Clermont-Ferrand (FRA)	25 Feb 2023
Championships Record CR	6.21	Armand DUPLANTIS	SWE	23	Eugene, OR (USA)	24 Jul 2022
World Leading WL	6.12	Armand DUPLANTIS	SWE	24	Ostrava (CZE)	27 Jun 2023
Area Record AR		National Record NR		Personal Best PB		Season Best SB

26 August 2023 19:08 START TIME 35° C TEMPERATURE 39 % HUMIDITY
21:25 END TIME 30° C 52 %

PLACE	BIB	NAME	COUNTRY	DATE of BIRTH	ORDER	RESULT	5.55	5.75	5.85	5.90	5.95	6.00	6.05	6.10	6.23
1	2893	Armand DUPLANTIS	SWE	10 Nov 99	9	6.10	0	-	0	-	0	0	0	0	XXX
2	2762	Ernest John OBIENA	PHI	17 Nov 95	5	6.00 AR	0	XO	XO	0	0	XO	X-	XX	
3	2044	Kurtis MARSCHALL	AUS	25 Apr 97	6	5.95 PB	XO	0	0	X-	0	XXX			
3	3016	Christopher NILSEN	USA	13 Jan 98	10	5.95 SB	0	0	XXO	0	0	XXX			
5	2303	Thibaut COLLET	FRA	17 Jun 99	13	5.90 PB	0	0	0	0	X-	XX			
6	2168	Bokai HUANG	CHN	26 Sep 96	1	5.75 PB	0	0	XXX						
7	2076	Ben BROEDERS	BEL	21 Jun 95	12	5.75	XO	0	XXX						
8	3013	Zach MCWHORTER	USA	7 Jan 99	3	5.75	XO	XO	XXX						
9	2777	Piotr LISEK	POL	16 Aug 92	11	5.75	0	XXO	X-	XX					
9	2518	Claudio Michel STECCHI	ITA	23 Nov 91	8	5.75	0	XXO	XXX						
9	2173	Jie YAO	CHN	21 Sep 90	4	5.75	0	XXO	XXX						
12	2934	Ersu ŞAŞMA	TUR	30 Sep 99	7	5.55	0	XXX							
12	2784	Robert SOBERA	POL	19 Jan 91	2	5.55	0	XXX							

ALL-TIME OUTDOOR TOP LIST				2023 OUTDOOR TOP LIST			
RESULT	NAME	VENUE	DATE	RESULT	NAME	VENUE	2023
6.21	Armand DUPLANTIS (SWE)	Eugene, OR (USA)	24 Jul 22	6.12	Armand DUPLANTIS (SWE)	Ostrava (CZE)	27 Jun
6.14	Sergey BUBKA (UKR)	Sestriere (ITA)	31 Jul 94	6.07	KC LIGHTFOOT (USA)	Nashville, TN (USA)	2 Jun
6.07	KC LIGHTFOOT (USA)	Nashville, TN (USA)	2 Jun 23	6.00	Ernest John OBIENA (PHI)	Bergen (NOR)	10 Jun
6.06	Sam KENDRICKS (USA)	Des Moines, IA (USA)	27 Jul 19	5.95	Christopher NILSEN (USA)	Budapest	26 Aug
6.05	Maxim TARASOV (RUS)	Athina (GRE)	16 Jun 99	5.95	Kurtis MARSCHALL (AUS)	Budapest	26 Aug
6.05	Dmitri MARKOV (AUS)	Edmonton (CAN)	9 Aug 01	5.91	Sam KENDRICKS (USA)	Los Angeles, CA (USA)	27 May
6.05	Renaud LAVILLENIE (FRA)	Eugene, OR (USA)	30 May 15	5.90	Sondre GUTTORMSEN (NOR)	Austin, TX (USA)	29 Apr
6.04	Brad WALKER (USA)	Eugene, OR (USA)	8 Jun 08	5.90	Ersu ŞAŞMA (TUR)	Rottach-Egern (GER)	16 Jul
6.03	Okkert BRITS (RSA)	Köln (GER)	18 Aug 95	5.90	Thibaut COLLET (FRA)	Budapest	26 Aug
6.03	Jeff HARTWIG (USA)	Jonesboro, AR (USA)	14 Jun 00	5.87	Zachery BRADFORD (USA)	Norman, OK (USA)	14 May
6.03	Thiaqo BRAZ (BRA)	Rio de Janeiro (BRA)	15 Aug 16	5.87	Timur MORGUNOV (RUS)	Chelyabinsk (RUS)	5 Aug

SUMMARY



Pole Vault Men - Qualification

Automatic qualifying mark 5.80 (Q) or at least best 12 qualify to Final

QUALIFIED ATHLETES UPDATED

RECORDS	RESULT	NAME	COUNTRY	AGE	VENUE	DATE
World Record WR	6.22	Armand DUPLANTIS	SWE	24	Clermont-Ferrand (FRA)	25 Feb 2023
Championships Record CR	6.21	Armand DUPLANTIS	SWE	23	Eugene, OR (USA)	24 Jul 2022
World Leading WL	6.12	Armand DUPLANTIS	SWE	24	Ostrava (CZE)	27 Jun 2023
Area Record AR		National Record NR		Personal Best PB		Season Best SB

23 August 2023

RANK	PLACE	GROUP	BIB	NAME	COUNTRY	DATE of BIRTH	RESULT	
1	1	A	2893	Armand DUPLANTIS	SWE	10 Nov 99	5.75	q
1	1	A	3016	Christopher NILSEN	USA	13 Jan 98	5.75	q
1	1	A	2762	Ernest John OBIENA	PHI	17 Nov 95	5.75	q
1	1	A	2044	Kurtis MARSCHALL	AUS	25 Apr 97	5.75	q
5	1	B	2173	Jie YAO	CHN	21 Sep 90	5.75	q
6	2	B	3013	Zach MCWHORTER	USA	7 Jan 99	5.75	q
6	5	A	2303	Thibaut COLLET	FRA	17 Jun 99	5.75	q
8	6	A	2934	Ersu ŞAŞMA	TUR	30 Sep 99	5.75	q
9	3	B	2777	Piotr LISEK	POL	16 Aug 92	5.75	q
9	3	B	2784	Robert SOBERA	POL	19 Jan 91	5.75	q SB
11	7	A	2076	Ben BROEDERS	BEL	21 Jun 95	5.75	q
12	8	A	2518	Claudio Michel STECCHI	ITA	23 Nov 91	5.75	q
13	5	B	2168	Bokai HUANG	CHN	26 Sep 96	5.75	q PB
14	6	B	2397	Oleg ZERNIKEL	GER	16 Apr 95	5.70	SB
15	7	B	2835	Kyle RADEMEYER	RSA	29 Jan 02	5.70	
16	8	B	2713	Menno VLOON	NED	11 May 94	5.70	
16	8	B	2973	Zachery BRADFORD	USA	29 Nov 99	5.70	
18	9	A	2176	Tao ZHONG	CHN	12 Aug 02	5.70	
19	10	B	2328	Baptiste THIERY	FRA	29 Jun 01	5.70	
20	10	A	2304	Ethan CORMONT	FRA	29 Sep 00	5.55	
20	10	A	2727	Sondre GUTTORMSEN	NOR	1 Jun 99	5.55	
22	11	B	2285	Juho ALASAARI	FIN	29 Sep 03	5.35	
22	12	A	2016	Germán CHIARAVIGLIO	ARG	16 Apr 87	5.35	
22	12	A	2382	Gillian LADWIG	GER	3 Dec 98	5.35	
22	12	A	2790	Pawet WOJCIECHOWSKI	POL	6 Jun 89	5.35	
26	12	B	2636	Hussain Asim AL HIZAM	KSA	4 Jan 98	5.35	
26	12	B	2954	Vladislav MALYKHIN	UKR	15 Jan 98	5.35	
26	15	A	2797	Pedro BUARÓ	POR	14 Jun 01	5.35	
29	14	B	2199	Eduardo NÁPOLES	CUB	31 Dec 97	5.35	
		B	2866	Dominik ALBERTO	SUI	28 Apr 92	NM	
		B	2407	Emmanouil KARALIS	GRE	20 Oct 99	NM	
		B	2732	Pål Haugen LILLEFOSSE	NOR	4 Jun 01	NM	
		A	2574	Tomoya KARASAWA	JPN	17 May 02	NM	
		A	2290	Urho KUJANPÄÄ	FIN	18 May 97	NM	

SUMMARY
Pole Vault Men - Qualification

QUALIFIED ATHLETES UPDATED

23 August 2023

RANK	PLACE	GROUP	BIB	NAME	COUNTRY	DATE of BIRTH	RESULT
------	-------	-------	-----	------	---------	---------------	--------

ALL-TIME OUTDOOR TOP LIST				2023 OUTDOOR TOP LIST			
RESULT	NAME	VENUE	DATE	RESULT	NAME	VENUE	2023
6.21	Armand DUPLANTIS (SWE)	Eugene, OR (USA)	24 Jul 22	6.12	Armand DUPLANTIS (SWE)	Ostrava (CZE)	27 Jun
6.14	Sergey BUBKA (UKR)	Sestriere (ITA)	31 Jul 94	6.07	KC LIGHTFOOT (USA)	Nashville, TN (USA)	2 Jun
6.07	KC LIGHTFOOT (USA)	Nashville, TN (USA)	2 Jun 23	6.00	Ernest John OBIENA (PHI)	Bergen (NOR)	10 Jun
6.06	Sam KENDRICKS (USA)	Des Moines, IA (USA)	27 Jul 19	5.95	Kurtis MARSCHALL (AUS)	Sotheville-lès-Rouen (FRA)	7 Jul
6.05	Maxim TARASOV (RUS)	Athina (GRE)	16 Jun 99	5.92	Christopher NILSEN (USA)	Bydgoszcz (POL)	6 Jun
6.05	Dmitri MARKOV (AUS)	Edmonton (CAN)	9 Aug 01	5.91	Sam KENDRICKS (USA)	Los Angeles, CA (USA)	27 May
6.05	Renaud LAVILLENIE (FRA)	Eugene, OR (USA)	30 May 15	5.90	Sondre GUTTORMSEN (NOR)	Austin, TX (USA)	29 Apr
6.04	Brad WALKER (USA)	Eugene, OR (USA)	8 Jun 08	5.90	Ersu ŞAŞMA (TUR)	Rottach-Egern (GER)	16 Jul
6.03	Okkert BRITS (RSA)	Köln (GER)	18 Aug 95	5.87	Zachery BRADFORD (USA)	Norman, OK (USA)	14 May
6.03	Jeff HARTWIG (USA)	Jonesboro, AR (USA)	14 Jun 00	5.87	Timur MORGUNOV (RUS)	Chelyabinsk (RUS)	5 Aug
6.03	Thiago BRAZ (BRA)	Rio de Janeiro (BRA)	15 Aug 16				

RESULTS



Pole Vault Men - Qualification

Automatic qualifying mark 5.80 (Q) or at least best 12 qualify to Final

QUALIFIED ATHLETES UPDATED

RECORDS	RESULT	NAME	COUNTRY	AGE	VENUE	DATE
World Record WR	6.22	Armand DUPLANTIS	SWE	24	Clermont-Ferrand (FRA)	25 Feb 2023
Championships Record CR	6.21	Armand DUPLANTIS	SWE	23	Eugene, OR (USA)	24 Jul 2022
World Leading WL	6.12	Armand DUPLANTIS	SWE	24	Ostrava (CZE)	27 Jun 2023
Area Record AR		National Record NR		Personal Best PB		Season Best SB

Group A

23 August 2023 10:15 START TIME 31° C 54 %
TEMPERATURE HUMIDITY
12:34 END TIME 33° C 48 %

PLACE	BIB	NAME	COUNTRY	DATE of BIRTH	ORDER	RESULT	5.35	5.55	5.70	5.75	5.80						
1	2893	Armand DUPLANTIS	SWE	10 Nov 99	3	5.75 q	-	0	0	0							
1	2044	Kurtis MARSCHALL	AUS	25 Apr 97	14	5.75 q	0	0	0	0							
1	3016	Christopher NILSEN	USA	13 Jan 98	4	5.75 q	0	0	0	0							
1	2762	Ernest John OBIENA	PHI	17 Nov 95	9	5.75 q	-	0	-	0							
5	2303	Thibaut COLLET	FRA	17 Jun 99	10	5.75 q	XXO	0	0	0							
6	2934	Ersu ŞAŞMA	TUR	30 Sep 99	12	5.75 q	-	0	0	XO							
7	2076	Ben BROEDERS	BEL	21 Jun 95	16	5.75 q	-	0	0	XXO							
8	2518	Claudio Michel STECCHI	ITA	23 Nov 91	5	5.75 q	-	0	XO	XXO							
9	2176	Tao ZHONG	CHN	12 Aug 02	6	5.70	0	XO	XO	XXX							
10	2727	Sondre GUTTORMSEN	NOR	1 Jun 99	7	5.55	0	0	XX-	X							
10	2304	Ethan CORMONT	FRA	29 Sep 00	15	5.55	0	0	XXX								
12	2016	Germán CHIARAVIGLIO	ARG	16 Apr 87	11	5.35	0	XXX									
12	2382	Gillian LADWIG	GER	3 Dec 98	1	5.35	0	XXX									
12	2790	Paweł WOJCIECHOWSKI	POL	6 Jun 89	17	5.35	0	XXX									
15	2797	Pedro BUARÓ	POR	14 Jun 01	8	5.35	XO	XXX									
	2574	Tomoya KARASAWA	JPN	17 May 02	13	NM	XXX										
	2290	Urho KUJANPÄÄ	FIN	18 May 97	2	NM	XXX										

RESULTS
Pole Vault Men - Qualification
QUALIFIED ATHLETES UPDATED
Group B
23 August 2023 10:15 START TIME 31° C 54 %
 12:34 END TIME 33° C 48 %

PLACE	BIB	NAME	COUNTRY	DATE of BIRTH	ORDER	RESULT	5.35	5.55	5.70	5.75	5.80						
1	2173	Jie YAO	CHN	21 Sep 90	4	5.75 q	0	XO	0	0							
2	3013	Zach MCWHORTER	USA	7 Jan 99	9	5.75 q	0	0	XXO	0							
3	2777	Piotr LISEK	POL	16 Aug 92	7	5.75 q	0	XO	0	XO							
3	2784	Robert SOBERA	POL	19 Jan 91	10	5.75 q SB	0	0	X-	XO							
5	2168	Bokai HUANG	CHN	26 Sep 96	5	5.75 q PB	XO	XO	0	XXO							
6	2397	Oleg ZERNIKEL	GER	16 Apr 95	6	5.70 SB	0	0	0	XXX							
7	2835	Kyle RADEMEYER	RSA	29 Jan 02	8	5.70	XXO	0	0	XXX							
8	2973	Zachery BRADFORD	USA	29 Nov 99	1	5.70	XO	XXO	0	XXX							
8	2713	Menno VLOON	NED	11 May 94	12	5.70	XXO	XO	0	XXX							
10	2328	Baptiste THIERY	FRA	29 Jun 01	11	5.70	0	0	XXO	XXX							
11	2285	Juho ALASAARI	FIN	29 Sep 03	13	5.35	0	XXX									
12	2636	Hussain Asim AL HIZAM	KSA	4 Jan 98	17	5.35	XO	XXX									
12	2954	Vladislav MALYKHIN	UKR	15 Jan 98	15	5.35	XO	XXX									
14	2199	Eduardo NÁPOLES	CUB	31 Dec 97	2	5.35	XXO	XXX									
	2866	Dominik ALBERTO	SUI	28 Apr 92	14	NM	XXX										
	2407	Emmanouil KARALIS	GRE	20 Oct 99	3	NM	XXX										
	2732	Pål Haugen LILLEFOSSE	NOR	4 Jun 01	16	NM	XXX										

ALL-TIME OUTDOOR TOP LIST				2023 OUTDOOR TOP LIST			
RESULT	NAME	VENUE	DATE	RESULT	NAME	VENUE	2023
6.21	Armand DUPLANTIS (SWE)	Eugene, OR (USA)	24 Jul 22	6.12	Armand DUPLANTIS (SWE)	Ostrava (CZE)	27 Jun
6.14	Sergey BUBKA (UKR)	Sestriere (ITA)	31 Jul 94	6.07	KC LIGHTFOOT (USA)	Nashville, TN (USA)	2 Jun
6.07	KC LIGHTFOOT (USA)	Nashville, TN (USA)	2 Jun 23	6.00	Ernest John OBIENA (PHI)	Bergen (NOR)	10 Jun
6.06	Sam KENDRICKS (USA)	Des Moines, IA (USA)	27 Jul 19	5.95	Kurtis MARSCHALL (AUS)	Sotheville-lès-Rouen (FRA)	7 Jul
6.05	Maxim TARASOV (RUS)	Athina (GRE)	16 Jun 99	5.92	Christopher NILSEN (USA)	Bydgoszcz (POL)	6 Jun
6.05	Dmitri MARKOV (AUS)	Edmonton (CAN)	9 Aug 01	5.91	Sam KENDRICKS (USA)	Los Angeles, CA (USA)	27 May
6.05	Renaud LAVILLENIE (FRA)	Eugene, OR (USA)	30 May 15	5.90	Sondre GUTTORMSEN (NOR)	Austin, TX (USA)	29 Apr
6.04	Brad WALKER (USA)	Eugene, OR (USA)	8 Jun 08	5.90	Ersu ŞAŞMA (TUR)	Rottach-Egern (GER)	16 Jul
6.03	Okkert BRITS (RSA)	Köln (GER)	18 Aug 95	5.87	Zachery BRADFORD (USA)	Norman, OK (USA)	14 May
6.03	Jeff HARTWIG (USA)	Jonesboro, AR (USA)	14 Jun 00	5.87	Timur MORGUNOV (RUS)	Chelyabinsk (RUS)	5 Aug
6.03	Thiago BRAZ (BRA)	Rio de Janeiro (BRA)	15 Aug 16				

RESULTS



Long Jump Men - Final

RECORDS	RESULT	NAME	COUNTRY	AGE	VENUE	DATE
World Record WR	8.95	Mike POWELL	USA	28	Tokyo (JPN)	30 Aug 1991
Championships Record CR	8.95	Mike POWELL	USA	28	Tokyo (JPN)	30 Aug 1991
World Leading WL	8.54	Wayne PINNOCK	JAM	23	Budapest	23 Aug 2023
Area Record AR		National Record NR		Personal Best PB		Season Best SB

24 August 2023 19:31 START TIME 31° C 39 %
 21:06 END TIME 28° C 48 %

PLACE	BIB	NAME	COUNTRY	DATE of BIRTH	ORDER	RESULT	1	2	3	ORD.	4	5	ORD.	6
1	2410	Miltiadis TENTOGLOU	GRE	18 Mar 98	9	8.52 -0.3	8.50 +0.6	X -0.4	8.39 -0.5	7	X -0.1	8.30 -0.5	7	8.52 -0.3
2	2552	Wayne PINNOCK	JAM	24 Oct 00	10	8.50 -0.1	8.40 +0.5	8.50 -0.1	6.39 -0.6	8	8.03 -0.6	7.96 -0.6	8	8.38 +0.1
3	2542	Tajay GAYLE	JAM	2 Aug 96	1	8.27 -0.3	6.50 +0.2	8.17 +0.4	X +0.7	5	X -0.6	8.11 -0.7	5	8.27 -0.3
4	2550	Carey MCLEOD	JAM	14 Apr 98	4	8.27 +0.8	7.90 +0.2	8.27 +0.8	X -0.2	6	6.57 -0.4	-	6	7.19 -0.3
5	2170	Jianan WANG	CHN	27 Aug 96	12	8.05 +0.2	8.05 +0.2	8.02 +0.4	X +0.2	4	7.88 0.0	X -0.7	4	7.91 +0.1
6	2898	Thobias MONTLER	SWE	15 Feb 96	8	8.00 +0.1	8.00 +0.1	3.03 -0.7	X -0.3	3	7.92 -0.4	7.87 -0.5	3	X -0.5
7	2206	Radek JUŠKA	CZE	8 Mar 93	2	7.98 -0.3	7.98 -0.3	X +0.3	X 0.0	2	7.65 -0.2	7.85 -0.5	2	X +0.1
8	3041	William WILLIAMS	USA	31 Jan 95	11	7.94 -0.4	7.94 -0.4	7.53 0.0	X -0.6	1	X -0.2	X -1.0	1	7.60 -0.3
9	2869	Simon EHAMMER	SUI	7 Feb 00	6	7.87 +0.1	X -0.4	X +0.3	7.87 +0.1					
10	2200	Alejandro A. PARADA	CUB	5 Jul 04	5	7.86 -0.3	X -0.7	7.79 +0.2	7.86 -0.3					
11	2449	Jeswin ALDRIN	IND	24 Dec 01	7	7.77 -0.6	X +0.2	X +0.3	7.77 -0.6					
12	2983	Marquis DENDY	USA	17 Nov 92	3	7.62 +0.4	7.51 -0.2	7.62 +0.4	-					

NAME	COUNTRY	ATTEMPT	MARK	OFFSET (cm)			
Miltiadis TENTOGLOU	GRE	1	8.50	7.4	38.7	0	
		2	X	+4.4			
		3	8.39	8.5	38.4	0	
		4	X	+1.9			
		5	8.30	6.4	38	0	
		6	8.52	3.6	38.5	0	
Wayne PINNOCK	JAM	1	8.40	12.0	39.9	0	
		2	8.50	1.2	39.1	0	
		3	6.39	7.0	38.9	0	
		4	8.03	10.0	37.9	0	
		5	7.96	16.3	38.6	0	
		6	8.38	2.1	39.9	0	
Tajay GAYLE	JAM	1	6.50	9.1	38.8	0	
		2	8.17	9.8	38.4	0	
		3	X	+14.0			
		4	X	+3.9			
		5	8.11	15.1	39.2	0	
		6	8.27	5.5	38.7	0	

RESULTS
Long Jump Men - Final

Carey MCLEOD	JAM	1	7.90	9.8	38.2	0
		2	8.27	0.1	38.8	0
		3	X	+27.2		
		4	6.57	0.0	38	0
		5	7.19	19.2	38.2	0
		6				
Jianan WANG	CHN	1	8.05	3.7	38.5	0
		2	8.02	10.0	37.9	0
		3	X	+11.2		
		4	7.88	10.9	37.9	0
		5	X	+9.9		
		6	7.91	14.0	38.2	0
Thobias MONTLER	SWE	1	8.00	10.8	37.3	0
		2	3.03	0.1		
		3	X	+7.0		
		4	7.92	9.2	37.5	0
		5	7.87	6.7	37.2	0
		6	X	+6.6		
Radek JUŠKA	CZE	1	7.98	4.4	37.3	0
		2	X	+8.5		
		3	X	+2.5		
		4	7.65	16.4	37.5	0
		5	7.85	8.7	37.3	0
		6	X	+8.4		
William WILLIAMS	USA	1	7.94	6.2	37.5	0
		2	7.53	21.5	36.9	0
		3	X	+10.6		
		4	X	+22.7		
		5	X	+23.8		
		6	7.60	21.2	36.8	0
Simon EHAMMER	SUI	1	X	+3.9		
		2	X	+		
		3	7.87	14.5	37.7	0
Alejandro A. PARADA	CUB	1	X	+0.7		
		2	7.79	11.9	37.1	0
		3	7.86	6.7	36.8	0
Jeswin ALDRIN	IND	1	X	+19.1		
		2	X	+		
		3	7.77	4.8	37.4	0
Marquis DENDY	USA	1	7.51	15.8	37.6	0
		2	7.62	11.8	36.8	0

ALL-TIME OUTDOOR TOP LIST				2023 OUTDOOR TOP LIST			
RESULT	NAME	VENUE	DATE	RESULT	NAME	VENUE	2023
8.95	Mike POWELL (USA)	Tokyo (JPN)	30 Aug 91	8.54	Wayne PINNOCK (JAM)	Budapest	23 Aug
8.90	Bob BEAMON (USA)	Ciudad de México (MEX)	18 Oct 68	8.52	Miltiadis TENTOGLOU (GRE)	Budapest	24 Aug
8.87	Carl LEWIS (USA)	Tokyo (JPN)	30 Aug 91	8.42	Jeswin ALDRIN (IND)	Bellary (IND)	2 Mar
8.86	Robert EMMIYAN (URS)	Tsakhadzor (ARM)	22 May 87	8.41	. SREESHANKAR (IND)	Bhubaneshwar (IND)	18 Jun
8.74	Larry MYRICKS (USA)	Indianapolis, IN (USA)	18 Jul 88	8.40	Yu-Tang LIN (TPE)	Bangkok (THA)	15 Jul
8.74	Erick WALDER (USA)	El Paso, TX (USA)	2 Apr 94	8.36	Maykel MASSÓ (CUB)	La Habana (CUB)	21 May
8.74	Dwight PHILLIPS (USA)	Eugene, OR (USA)	7 Jun 09	8.34	Marquis DENDY (USA)	Gaborone (BOT)	29 Apr
8.73	Irving SALADINO (PAN)	Hengelo (NED)	24 May 08	8.34	Jianan WANG (CHN)	Budapest	23 Aug
8.71	Iván PEDROSO (CUB)	Salamanca (ESP)	18 Jul 95	8.32	Simon EHAMMER (SUI)	Oslo (NOR)	15 Jun
8.69	Tajay GAYLE (JAM)	Doha (QAT)	28 Sep 19	8.27	Chenoult Lionel COETZEE (NAM)	Windhoek (NAM)	15 Apr
				8.27	Tajay GAYLE (JAM)	Kingston (JAM)	8 Jul
				8.27	Carey MCLEOD (JAM)	Budapest	24 Aug

SUMMARY



Long Jump Men - Qualification

Automatic qualifying mark 8.15 (Q) or at least best 12 qualify to Final

RECORDS	RESULT	NAME	COUNTRY	AGE	VENUE	DATE
World Record WR	8.95	Mike POWELL	USA	28	Tokyo (JPN)	30 Aug 1991
Championships Record CR	8.95	Mike POWELL	USA	28	Tokyo (JPN)	30 Aug 1991
World Leading WL	8.54	Wayne PINNOCK	JAM	23	Budapest	23 Aug 2023
Area Record AR		National Record NR		Personal Best PB		Season Best SB

23 August 2023

RANK	PLACE	GROUP	BIB	NAME	COUNTRY	DATE of BIRTH	RESULT		WIND
1	1	A	2552	Wayne PINNOCK	JAM	24 Oct 00	8.54	Q WL	+1.2
2	2	A	2170	Jianan WANG	CHN	27 Aug 96	8.34	Q SB	+1.1
3	3	A	2410	Miltiadis TENTOGLOU	GRE	18 Mar 98	8.25	Q	-1.2
4	1	B	2550	Carey MCLEOD	JAM	14 Apr 98	8.19	Q	+0.5
5	2	B	2200	Alejandro A. PARADA	CUB	5 Jul 04	8.13	q w	+2.5
6	3	B	2869	Simon EHAMMER	SUI	7 Feb 00	8.13	q	-0.3
7	4	B	3041	William WILLIAMS	USA	31 Jan 95	8.13	q	+1.1
8	5	B	2542	Tajay GAYLE	JAM	2 Aug 96	8.12	q	-0.7
9	4	A	2206	Radek JUŠKA	CZE	8 Mar 93	8.10	q	-0.2
10	5	A	2983	Marquis DENDY	USA	17 Nov 92	8.08	q	-1.3
11	6	A	2898	Thobias MONTLER	SWE	15 Feb 96	8.03	q	+0.2
12	6	B	2449	Jeswin ALDRIN	IND	24 Dec 01	8.00	q	-0.2
13	7	A	2050	Christopher MITREVSKI	AUS	12 Jul 96	7.99	SB	-0.7
14	7	B	2030	Liam ADCOCK	AUS	21 Jun 96	7.99		+0.5
15	8	B	2175	Mingkun ZHANG	CHN	20 Oct 00	7.97		-0.1
16	8	A	3005	Jarrion LAWSON	USA	6 May 94	7.96		0.0
17	9	A	2567	Yuki HASHIOKA	JPN	23 Jan 99	7.94		-0.2
18	9	B	2500	Mattia FURLANI	ITA	7 Feb 05	7.85		-0.1
19	10	A	2433	Mátyás NÉMETH	HUN	22 Mar 01	7.79	PB	-0.2
20	10	B	2040	Henry FRAYNE	AUS	14 Apr 90	7.78		+0.5
21	11	A	2130	Bozhidar SARĀBOYUKOV	BUL	6 Aug 04	7.74		-0.1
22	12	A	2464	. SREESHANKAR	IND	27 Mar 99	7.74		-0.2
23	13	A	2193	Filip PRAVDICA	CRO	28 Jul 95	7.74		-1.6
24	14	A	2960	Emiliano LASA	URU	25 Jan 90	7.72		+1.9
25	11	B	2174	Jingqiang ZHANG	CHN	8 May 96	7.64		-0.3
26	12	B	2827	Cheswill JOHNSON	RSA	30 Sep 97	7.61		+0.2
27	15	A	2420	Ming Tai CHAN	HKG	30 Jan 95	7.60		+0.2
28	13	B	2602	Hiromichi YOSHIDA	JPN	8 Aug 99	7.60		+1.2
29	16	A	2692	Chenoult Lionel COETZEE	NAM	6 May 97	7.55		-0.6
30	17	A	2759	Jose MANDROS MARTINEZ	PER	12 Nov 98	7.53		+1.2
31	14	B	2726	Ingar BRATSETH-KIPLESUND	NOR	15 Nov 96	7.47		-0.3
32	15	B	2592	Shoutarou SHIROYAMA	JPN	6 Mar 95	7.46		-0.8
33	18	A	2024	Mohammad Amin ALSALAMI	ART	25 Jul 94	7.46		0.0
34	16	B	2911	Yu-Tang LIN	TPE	11 May 00	7.45		-0.3
35	19	A	2248	Jaime GUERRA	ESP	30 Oct 99	7.35		-1.6
36	17	B	2815	Gabriel BITAN	ROU	23 Jul 98	7.32		+0.3
37	18	B	2320	Jules POMMERY	FRA	22 Jan 01	7.23		-0.4
		A	3047	Anvar ANVAROV	UZB	22 Oct 00	NM		
		B	2063	LaQuan NAIRN	BAH	31 Jul 96	NM		

SUMMARY
Long Jump Men - Qualification

23 August 2023

RANK	PLACE	GROUP	BIB	NAME	COUNTRY	DATE of BIRTH	RESULT	WIND
------	-------	-------	-----	------	---------	---------------	--------	------

ALL-TIME OUTDOOR TOP LIST				2023 OUTDOOR TOP LIST			
RESULT	NAME	VENUE	DATE	RESULT	NAME	VENUE	2023
8.95	Mike POWELL (USA)	Tokyo (JPN)	30 Aug 91	8.54	Wayne PINNOCK (JAM)	Budapest	23 Aug
8.90	Bob BEAMON (USA)	Ciudad de México (MEX)	18 Oct 68	8.42	Jeswin ALDRIN (IND)	Bellary (IND)	2 Mar
8.87	Carl LEWIS (USA)	Tokyo (JPN)	30 Aug 91	8.41	SREESHANKAR (IND)	Bhubaneshwar (IND)	18 Jun
8.86	Robert EMMIYAN (URS)	Tsakhadzor (ARM)	22 May 87	8.40	Yu-Tang LIN (TPE)	Bangkok (THA)	15 Jul
8.74	Larry MYRICKS (USA)	Indianapolis, IN (USA)	18 Jul 88	8.38	Miltiadis TENTOGLOU (GRE)	Volos (GRE)	9 Jul
8.74	Erick WALDER (USA)	El Paso, TX (USA)	2 Apr 94	8.36	Maykel MASSÓ (CUB)	La Habana (CUB)	21 May
8.74	Dwight PHILLIPS (USA)	Eugene, OR (USA)	7 Jun 09	8.34	Marquis DENDY (USA)	Gaborone (BOT)	29 Apr
8.73	Irving SALADINO (PAN)	Hengelo (NED)	24 May 08	8.34	Jianan WANG (CHN)	Budapest	23 Aug
8.71	Iván PEDROSO (CUB)	Salamanca (ESP)	18 Jul 95	8.32	Simon EHAMMER (SUI)	Oslo (NOR)	15 Jun
8.69	Tajay GAYLE (JAM)	Doha (QAT)	28 Sep 19	8.27	Chenoult Lionel COETZEE (NAM)	Windhoek (NAM)	15 Apr
				8.27	Tajay GAYLE (JAM)	Kingston (JAM)	8 Jul

RESULTS



Long Jump Men - Qualification

Automatic qualifying mark 8.15 (Q) or at least best 12 qualify to Final

RECORDS	RESULT	NAME	COUNTRY	AGE	VENUE	DATE
World Record WR	8.95	Mike POWELL	USA	28	Tokyo (JPN)	30 Aug 1991
Championships Record CR	8.95	Mike POWELL	USA	28	Tokyo (JPN)	30 Aug 1991
World Leading WL	8.54	Wayne PINNOCK	JAM	23	Budapest	23 Aug 2023
Area Record AR		National Record NR		Personal Best PB		Season Best SB

Group A

23 August 2023 11:16 START TIME 33° C 52 %
TEMPERATURE HUMIDITY
12:54 END TIME 33° C 51 %

PLACE	BIB	NAME	COUNTRY	DATE of BIRTH	ORDER	RESULT	1	2	3
1	2552	Wayne PINNOCK	JAM	24 Oct 00	2	8.54 Q WL +1.2	8.54 +1.2		
2	2170	Jianan WANG	CHN	27 Aug 96	16	8.34 Q SB +1.1	7.54 +0.7	7.66 -1.3	8.34 +1.1
3	2410	Miltiadis TENTOGLOU	GRE	18 Mar 98	1	8.25 Q -1.2	X +0.2	7.95 -0.8	8.25 -1.2
4	2206	Radek JUŠKA	CZE	8 Mar 93	11	8.10 q -0.2	X +0.3	8.10 -0.2	-
5	2983	Marquis DENDY	USA	17 Nov 92	7	8.08 q -1.3	X 0.0	7.89 -0.1	8.08 -1.3
6	2898	Thobias MONTLER	SWE	15 Feb 96	14	8.03 q +0.2	X -0.2	8.03 +0.2	X -0.3
7	2050	Christopher MITREVSKI	AUS	12 Jul 96	6	7.99 SB -0.7	7.82 +0.4	7.99 -0.7	6.72 -1.0
8	3005	Jarrion LAWSON	USA	6 May 94	5	7.96 0.0	7.96 0.0	7.94 -0.2	X -1.1
9	2567	Yuki HASHIOKA	JPN	23 Jan 99	4	7.94 -0.2	X +0.3	7.94 -0.2	X +0.7
10	2433	Mátyás NÉMETH	HUN	22 Mar 01	10	7.79 PB -0.2	7.79 -0.2	7.47 -1.1	X +2.1
11	2130	Bozhidar SARĀBOYUKOV	BUL	6 Aug 04	17	7.74 -0.1	7.59 +0.2	7.74 -0.1	7.73 +0.3
12	2464	. SREESHANKAR	IND	27 Mar 99	15	7.74 -0.2	7.74 -0.2	7.66 -2.0	6.70 -0.6
13	2193	Filip PRAVDICA	CRO	28 Jul 95	3	7.74 -1.6	7.25 -2.2	7.74 -1.6	X -0.2
14	2960	Emiliano LASA	URU	25 Jan 90	19	7.72 +1.9	7.55 0.0	7.72 +1.9	7.70 +0.1
15	2420	Ming Tai CHAN	HKG	30 Jan 95	13	7.60 +0.2	7.60 +0.2	X +0.7	7.40 -0.7
16	2692	Chenoult Lionel COETZEE	NAM	6 May 97	20	7.55 -0.6	7.30 -0.7	7.18 -2.9	7.55 -0.6
17	2759	Jose MANDROS MARTINEZ	PER	12 Nov 98	8	7.53 +1.2	X +0.1	7.53 +1.2	-
18	2024	Mohammad Amin ALSALAMI	ART	25 Jul 94	9	7.46 0.0	7.11 +0.3	7.46 0.0	X -0.7
19	2248	Jaime GUERRA	ESP	30 Oct 99	18	7.35 -1.6	X +0.4	7.35 -1.6	X -1.6
3047	Anvar ANVAROV	UZB	22 Oct 00	12	NM	X -0.2	X -2.0	X +1.6	

RESULTS
Long Jump Men - Qualification

Group B

23 August 2023 11:17 START TIME 33° C 52 %
12:34 END TIME 33° C 48 %

PLACE	BIB	NAME	COUNTRY	DATE of BIRTH	ORDER	RESULT	1	2	3
1	2550	Carey MCLEOD	JAM	14 Apr 98	10	8.19 Q +0.5	8.19 +0.5		
2	2200	Alejandro A. PARADA	CUB	5 Jul 04	15	8.13 q +2.5	7.91 0.0	8.13 w +2.5	-
3	2869	Simon EHAMMER	SUI	7 Feb 00	6	8.13 q -0.3	7.90 -0.1	8.13 -0.3	X -0.2
4	3041	William WILLIAMS	USA	31 Jan 95	19	8.13 q +1.1	X +0.1	8.13 +1.1	-
5	2542	Tajay GAYLE	JAM	2 Aug 96	12	8.12 q -0.7	7.84 +0.4	7.68 +0.1	8.12 -0.7
6	2449	Jeswin ALDRIN	IND	24 Dec 01	8	8.00 q -0.2	8.00 -0.2	X -1.3	X -1.2
7	2030	Liam ADCOCK	AUS	21 Jun 96	7	7.99 +0.5	X +0.3	7.68 -1.1	7.99 +0.5
8	2175	Mingkun ZHANG	CHN	20 Oct 00	17	7.97 -0.1	X +0.5	7.97 -0.1	7.75 -1.2
9	2500	Mattia FURLANI	ITA	7 Feb 05	4	7.85 -0.1	7.66 -1.1	7.47 +0.1	7.85 -0.1
10	2040	Henry FRAYNE	AUS	14 Apr 90	16	7.78 +0.5	7.51 +0.1	7.78 +0.5	X +1.5
11	2174	Jingqiang ZHANG	CHN	8 May 96	9	7.64 -0.3	7.64 -0.3	7.62 -1.1	7.44 -0.9
12	2827	Cheswill JOHNSON	RSA	30 Sep 97	13	7.61 +0.2	7.61 +0.2	X -0.4	6.24 w +3.1
13	2602	Hikomichi YOSHIDA	JPN	8 Aug 99	18	7.60 +1.2	X +1.2	7.60 +1.2	X -1.7
14	2726	Ingar BRATSETH-KIPLESUND	NOR	15 Nov 96	11	7.47 -0.3	X +0.1	7.47 -0.3	7.05 -0.7
15	2592	Shoutarou SHIROYAMA	JPN	6 Mar 95	14	7.46 -0.8	X 0.0	7.22 -0.3	7.46 -0.8
16	2911	Yu-Tang LIN	TPE	11 May 00	1	7.45 -0.3	7.41 +0.4	7.45 -0.3	7.42 +1.8
17	2815	Gabriel BITAN	ROU	23 Jul 98	2	7.32 +0.3	7.32 +0.3	-	-
18	2320	Jules POMMERY	FRA	22 Jan 01	5	7.23 -0.4	X +0.1	7.23 -0.4	X -0.6
	2063	LaQuan NAIRN	BAH	31 Jul 96	3	NM	X -0.7	X 0.0	X +0.1

ALL-TIME OUTDOOR TOP LIST

RESULT	NAME	VENUE	DATE
8.95	Mike POWELL (USA)	Tokyo (JPN)	30 Aug 91
8.90	Bob BEAMON (USA)	Ciudad de México (MEX)	18 Oct 68
8.87	Carl LEWIS (USA)	Tokyo (JPN)	30 Aug 91
8.86	Robert EMMIYAN (URS)	Tsakhadzor (ARM)	22 May 87
8.74	Larry MYRICKS (USA)	Indianapolis, IN (USA)	18 Jul 88
8.74	Erick WALDER (USA)	El Paso, TX (USA)	2 Apr 94
8.74	Dwight PHILLIPS (USA)	Eugene, OR (USA)	7 Jun 09
8.73	Irving SALADINO (PAN)	Hengelo (NED)	24 May 08
8.71	Iván PEDROSO (CUB)	Salamanca (ESP)	18 Jul 95
8.69	Tajay GAYLE (JAM)	Doha (QAT)	28 Sep 19

2023 OUTDOOR TOP LIST

RESULT	NAME	VENUE	2023
8.54	Wayne PINNOCK (JAM)	Budapest	23 Aug
8.42	Jeswin ALDRIN (IND)	Bellary (IND)	2 Mar
8.41	SREESHANKAR (IND)	Bhubaneswar (IND)	18 Jun
8.40	Yu-Tang LIN (TPE)	Bangkok (THA)	15 Jul
8.38	Miltiadis TENTOGLOU (GRE)	Volos (GRE)	9 Jul
8.36	Maykel MASSÓ (CUB)	La Habana (CUB)	21 May
8.34	Marquis DENDY (USA)	Gaborone (BOT)	29 Apr
8.34	Jianan WANG (CHN)	Budapest	23 Aug
8.32	Simon EHAMMER (SUI)	Oslo (NOR)	15 Jun
8.27	Chenoult Lionel COETZEE (NAM)	Windhoek (NAM)	15 Apr
8.27	Tajay GAYLE (JAM)	Kingston (JAM)	8 Jul

RESULTS



Triple Jump Men - Final

RECORDS	RESULT	NAME	COUNTRY	AGE	VENUE	DATE
World Record WR	18.29	Jonathan EDWARDS	GBR	29	Göteborg (SWE)	7 Aug 1995
Championships Record CR	18.29	Jonathan EDWARDS	GBR	29	Göteborg (SWE)	7 Aug 1995
World Leading WL	17.87	Jaydon HIBBERT	JAM	18	Baton Rouge, LA (USA)	13 May 2023
Area Record AR		National Record NR		Personal Best PB		Season Best SB

21 August 2023 19:42 START TIME 32° C TEMPERATURE 44 % HUMIDITY
21:18 END TIME 28° C

PLACE	BIB	NAME	COUNTRY	DATE of BIRTH	ORDER	RESULT	1	2	3	ORD.	4	5	ORD.	6
1	2131	Hugues Fabrice ZANGO	BUR	25 Jun 93	7	17.64 -0.3	17.37 -0.1	X -0.5	17.28 -0.2	7	17.36 +0.2	17.64 -0.3	8	X -0.7
2	2196	Lázaro MARTÍNEZ	CUB	3 Nov 97	6	17.41 -0.6	X -0.2	17.41 -0.6	16.55 -0.3	8	X +0.4	X -0.1	7	16.83 -0.7
3	2198	Cristian NÁPOLES	CUB	27 Nov 98	11	17.40 +0.1	X -0.2	17.02 0.0	X -0.2	5	17.40 +0.1	X -0.2	6	X -0.8
4	2178	Yaming ZHU	CHN	4 May 94	8	17.15 -0.5	X 0.0	17.12 -0.1	16.53 -0.2	6	X 0.0	17.07 -0.4	5	17.15 -0.5
5	2011	Yasser Mohammed TRIKI	ALG	24 Mar 97	12	17.01 0.0	16.96 -0.2	16.98 +0.1	17.01 0.0	4	X -0.1	16.63 -0.2	4	X -0.1
6	2165	Yaoqing FANG	CHN	20 Apr 96	10	17.01 -0.4	16.89 -0.1	17.01 -0.4	16.56 -0.2	3	X 0.0	-	3	15.61 -0.1
7	2977	Will CLAYE	USA	13 Jun 91	3	16.99 +0.1	16.71 -0.2	16.99 +0.1	X -0.2	2	X -0.4	16.89 -0.2	2	X -0.6
8	2502	Emmanuel IHEMEJE	ITA	9 Oct 98	1	16.91 -0.4	16.27 0.0	16.84 -0.1	X +0.2	1	16.91 -0.4	16.74 +0.3	1	16.56 -0.1
9	2970	Chris BENARD	USA	9 Apr 90	9	16.62 -0.2	16.21 -0.4	16.62 -0.2	16.03 +0.1					
10	3048	Leodan TORREALBA	VEN	26 Dec 96	2	16.58 0.0	16.39 -0.1	16.36 -0.1	16.58 0.0					
11	2802	Tiago PEREIRA	POR	19 Sep 93	4	16.26 -0.3	16.26 -0.3	X -0.4	X -0.3					
	2544	Jaydon HIBBERT	JAM	17 Jan 05	5	NM	X -0.1	-	-					

NAME	COUNTRY	ATTEMPT	MARK	OFFSET (cm)	HOP (m)	STEP (m)	JUMP (m)	APPROACH Speed (Km/h)	HOP Speed (Km/h)	STEP Speed (Km/h)	JUMP Speed (Km/h)
Hugues Fabrice ZANGO	BUR	1	17.37	3.3	6.62	4.73	6.02	37.0	34.2	30.3	27.2
		2	X	+2.9	0.00	0.00		37.4	34.3	30.9	49.9
		3	17.28	9.5	6.58	4.65	6.05	37.5	34.5	31.7	27.2
		4	17.36	20.5	6.21	5.39	5.76	37.5	34.4	31.0	28.5
		5	17.64	11.8	6.60	5.30	5.74	37.1	34.2	30.4	27.7
		6	X	+9.0	0.00	0.00		37.0	33.9	29.8	26.9
Lázaro MARTÍNEZ	CUB	1	X	+8.8	0.00	0.00		36.5	35.0	31.6	37.2
		2	17.41	8.4	5.87	5.40	6.14	36.3	34.7	30.8	27.8
		3	16.55	33.6	5.52	5.41	5.62	36.8	33.7	30.7	27.9
		4	X	+10.1	0.00	0.00		36.2	33.7	30.1	31.0
		5	X	+13.9	0.00	0.00		37.0	34.7	31.3	34.7
		6	16.83	12.5	5.90	5.42	5.51	36.5	34.5	30.2	27.4
Cristian NÁPOLES	CUB	1	X	+25.9	0.00	0.00		36.0	34.2	29.8	24.2
		2	17.02	1.8	5.65	5.44	5.93	36.6	35.6	30.9	68.0
		3	X	+6.5	0.00	0.00		37.2	35.0	29.8	65.8
		4	17.40	2.7	6.23	5.69	5.48	37.4	34.8	28.8	25.8
		5	X	+8.6	0.00	0.00		37.2	35.7	29.4	86.1
		6	X	+4.2	0.00	0.00		36.7	34.4	29.8	27.8

RESULTS
Triple Jump Men - Final

Yaming ZHU	CHN	1	X	+1.0	0.00	0.00		35.6	34.8	30.7	90.1
		2	17.12	7.2	6.04	5.37	5.71	35.3	34.4	29.6	26.0
		3	16.53	16.4	5.99	5.46	5.08	35.9	34.9	30.0	24.7
		4	X	+0.0	0.00	0.00		35.8	34.1	29.7	29.0
		5	17.07	7.5	6.05	5.31	5.71	35.2	34.1	29.7	24.8
		6	17.15	7.7	6.03	5.24	5.88	35.2	33.9	30.2	25.1
Yasser Mohammed TRIKI	ALG	1	16.96	14.1	6.28	4.87	5.81	36.4	34.7	30.0	46.0
		2	16.98	15.0	5.85	5.44	5.69	36.5	35.1	30.2	41.3
		3	17.01	0.7	6.25	5.22	5.54	36.1	34.4	30.0	31.9
		4	X	+2.9	0.00	0.00		36.1	34.1	29.7	26.2
		5	16.63	11.9	5.93	5.03	5.67	36.3	34.5	30.4	28.6
		6	X	+6.7	0.00	0.00		36.2	34.5	30.4	30.6
Yaoqing FANG	CHN	1	16.89	9.7	6.01	5.11	5.77	36.4	34.8	30.9	92.5
		2	17.01	6.1	5.90	5.41	5.70	36.1	34.1	30.2	86.3
		3	16.56	10.8	5.70	5.39	5.47	36.1	34.6	30.6	121.7
		4	X	+0.7	0.00	0.00		35.6	33.3	30.1	25.6
		5	15.61	4.1	6.29	4.98	4.34	36.3	33.6	28.8	24.4
		6	15.61	4.1	6.29	4.98	4.34	36.3	33.6	28.8	24.4
Will CLAYE	USA	1	16.71	1.5	6.27	4.94	5.50	35.4	32.6	28.8	25.6
		2	16.99	8.9	5.98	4.91	6.10	36.0	33.1	29.9	27.1
		3	X	+4.2	0.00	0.00		35.6	32.5	29.7	26.9
		4	X	+0.6	0.00	0.00		35.1	33.0	28.9	26.5
		5	16.89	9.0	5.86	5.03	6.00	35.1	32.6	29.3	27.0
		6	X	+8.9	0.00	0.00		35.1	33.2	29.4	26.9
Emmanuel IHEMEJE	ITA	1	16.27	17.4	6.12	4.43	5.72	37.6	35.1	31.0	29.0
		2	16.84	12.9	6.01	4.62	6.21	37.7	35.0	31.9	28.8
		3	X	+17.1	0.00	0.00		37.2	33.3	29.6	26.0
		4	16.91	16.9	5.90	5.01	6.00	37.0	35.4	30.7	28.2
		5	16.74	7.9	6.22	4.41	6.11	37.1	34.1	31.1	29.4
		6	16.56	0.0	6.06	5.12	5.38	36.8	33.9	30.2	23.8
Chris BENARD	USA	1	16.21	25.8	5.98	4.92	5.31	35.8	32.8	28.3	32.2
		2	16.62	10.7	5.88	5.26	5.48	35.3	32.4	28.3	28.2
		3	16.03	0.0	5.31	5.25	5.47	35.6	32.7	28.3	24.5
Leodan TORREALBA	VEN	1	16.39	2.4	6.05	4.76	5.58	35.3	33.1	29.0	25.1
		2	16.36	9.2	5.88	5.22	5.26	35.2	33.5	29.3	37.3
		3	16.58	12.6	5.74	5.34	5.50	35.1	33.5	29.1	25.1
Tiago PEREIRA	POR	1	16.26	11.1	5.98	4.97	5.31	36.1	33.6	29.4	27.4
		2	X	+12.8	0.00	0.00		35.6	32.7	28.6	26.5
		3	X	+4.2	0.00	0.00		35.8	32.9	29.9	24.4
Jaydon HIBBERT	JAM	1	X	+1.3	0.00	0.00		35.3	34.2	30.4	25.1

ALL-TIME OUTDOOR TOP LIST				2023 OUTDOOR TOP LIST			
RESULT	NAME	VENUE	DATE	RESULT	NAME	VENUE	2023
18.29	Jonathan EDWARDS (GBR)	Göteborg (SWE)	7 Aug 95	17.87	Jaydon HIBBERT (JAM)	Baton Rouge, LA (USA)	13 May
18.21	Christian TAYLOR (USA)	Beijing (CHN)	27 Aug 15	17.81	Huques Fabrice ZANGO (BUR)	Doha (QAT)	5 May
18.14	Will CLAYE (USA)	Long Beach, CA (USA)	29 Jun 19	17.75	Andy DÍAZ HERNÁNDEZ (ITA)	Firenze (ITA)	2 Jun
18.09	Kenny HARRISON (USA)	Atlanta, GA (USA)	27 Jul 96	17.51	Lázaro MARTÍNEZ (CUB)	San Salvador (ESA)	7 Jul
18.08	Pedro PICHARDO (CUB)	La Habana (CUB)	28 May 15	17.40	Cristian NÁPOLES (CUB)	Budapest	21 Aug
18.04	Teddy TAMGHO (FRA)	Moskva (RUS)	18 Aug 13	17.37	Praveen CHITHRAVEL (IND)	La Habana (CUB)	6 May
17.97	Willie BANKS (USA)	Indianapolis, IN (USA)	16 Jun 85	17.36	Yaming ZHU (CHN)	Shenyang (CHN)	27 Jun
17.92	Khristo MARKOV (BUL)	Roma (ITA)	31 Aug 87	17.32	Yasser Mohammed TRIKI (ALG)	Monaco (MON)	21 Jul
17.92	James BECKFORD (JAM)	Odessa, TX (USA)	20 May 95	17.29	Emmanuel IHEMEJE (ITA)	Walnut, CA (USA)	15 Apr
17.90	Volodimir INOZEMTSEV (URS)	Bratislava (TCH)	20 Jun 90	17.26	Tobia BOCCHI (ITA)	Castellón (ESP)	14 Jun
17.90	Jadel GREGÓRIO (BRA)	Belém (BRA)	20 May 07				

SUMMARY



Triple Jump Men - Qualification

Automatic qualifying mark 17.15 (Q) or at least best 12 qualify to Final

RECORDS	RESULT	NAME	COUNTRY	AGE	VENUE	DATE
World Record WR	18.29	Jonathan EDWARDS	GBR	29	Göteborg (SWE)	7 Aug 1995
Championships Record CR	18.29	Jonathan EDWARDS	GBR	29	Göteborg (SWE)	7 Aug 1995
World Leading WL	17.87	Jaydon HIBBERT	JAM	18	Baton Rouge, LA (USA)	13 May 2023
Area Record AR		National Record NR		Personal Best PB		Season Best SB

19 August 2023

RANK	PLACE	GROUP	BIB	NAME	COUNTRY	DATE of BIRTH	RESULT	WIND
1	1	B	2544	Jaydon HIBBERT	JAM	17 Jan 05	17.70	Q -0.2
2	1	A	2178	Yaming ZHU	CHN	4 May 94	17.14	q +0.1
3	2	B	2196	Lázaro MARTÍNEZ	CUB	3 Nov 97	17.12	q +0.2
4	2	A	2131	Hugues Fabrice ZANGO	BUR	25 Jun 93	17.12	q 0.0
5	3	A	2198	Cristian NÁPOLES	CUB	27 Nov 98	16.95	q -0.8
6	3	B	2011	Yasser Mohammed TRIKI	ALG	24 Mar 97	16.95	q -0.3
7	4	B	2502	Emmanuel IHEMEJE	ITA	9 Oct 98	16.91	q +0.3
8	5	B	2165	Yaoqing FANG	CHN	20 Apr 96	16.83	q +0.1
9	6	B	2802	Tiago PEREIRA	POR	19 Sep 93	16.77	q SB 0.0
10	7	B	2977	Will CLAYE	USA	13 Jun 91	16.72	q +0.2
11	8	B	3048	Leodan TORREALBA	VEN	26 Dec 96	16.72	q -0.1
12	4	A	2970	Chris BENARD	USA	9 Apr 90	16.71	q +0.3
13	5	A	2491	Tobia BOCCHI	ITA	7 Apr 97	16.66	-0.2
14	6	A	2321	Jean-Marc PONTVIANNE	FRA	6 Aug 94	16.64	-0.2
15	7	A	2458	Abdulla NARANGOLINTEVIDA	IND	17 Jan 96	16.61	-0.2
16	8	A	2930	Necati ER	TUR	24 Feb 97	16.59	+0.1
17	9	B	2169	Wen SU	CHN	10 Feb 99	16.59	-0.3
18	10	B	2374	Max HEß	GER	13 Jul 96	16.48	-0.2
19	9	A	2569	Hikaru IKEHATA	JPN	31 Aug 94	16.40	-0.1
20	11	B	2450	Praveen CHITHRAVEL	IND	5 Jun 01	16.38	-0.1
21	10	A	2114	Almir DOS SANTOS	BRA	4 Sep 93	16.34	-0.2
22	12	B	3029	Donald SCOTT	USA	23 Feb 92	16.33	-0.1
23	13	B	2411	Dimitrios TSIAMIS	GRE	12 Jan 82	16.22	+0.2
24	11	A	2633	Jangwoo KIM	KOR	20 Aug 99	16.21	-0.4
25	14	B	2312	Enzo HODEBAR	FRA	17 May 99	16.17	0.0
26	15	B	2286	Aaro DAVIDILA	FIN	12 Mar 00	15.81	-0.5
27	16	B	2405	Nikolaos ANDRIKOPOULOS	GRE	17 Apr 97	15.77	+0.2
28	12	A	2163	Luis REYES	CHI	29 Sep 00	15.75	+0.4
29	17	B	2459	Eldhose PAUL	IND	7 Nov 96	15.59	+0.2
30	18	B	2441	Dániel SZENDERFFY	HUN	20 Jun 99	15.38	-0.4
31	13	A	2409	Andreas PANTAZIS	GRE	4 Jun 00	14.67	-0.2
		A	2059	Alexis COPELLO	AZE	12 Aug 85	NM	
		A	2184	Geiner MORENO	COL	24 Jun 00	NM	
		A	2091	Jah-Nhai PERINCHIEF	BER	31 Dec 97	NM	
		A	2043	Julian KONLE	AUS	4 Jun 97	NM	
		B	2042	Aiden HINSON	AUS	5 Jun 03	DNS	
		A	2803	Pedro PICHARDO	POR	30 Jun 93	DNS	

SUMMARY
Triple Jump Men - Qualification

19 August 2023

RANK	PLACE	GROUP	BIB	NAME	COUNTRY	DATE of BIRTH	RESULT	WIND
------	-------	-------	-----	------	---------	---------------	--------	------

ALL-TIME OUTDOOR TOP LIST				2023 OUTDOOR TOP LIST			
RESULT	NAME	VENUE	DATE	RESULT	NAME	VENUE	2023
18.29	Jonathan EDWARDS (GBR)	Göteborg (SWE)	7 Aug 95	17.87	Jaydon HIBBERT (JAM)	Baton Rouge, LA (USA)	13 May
18.21	Christian TAYLOR (USA)	Beijing (CHN)	27 Aug 15	17.81	Hugues Fabrice ZANGO (BUR)	Doha (QAT)	5 May
18.14	Will CLAYE (USA)	Long Beach, CA (USA)	29 Jun 19	17.75	Andy DÍAZ HERNÁNDEZ (ITA)	Firenze (ITA)	2 Jun
18.09	Kenny HARRISON (USA)	Atlanta, GA (USA)	27 Jul 96	17.51	Lázaro MARTÍNEZ (CUB)	San Salvador (ESA)	7 Jul
18.08	Pedro PICHARDO (CUB)	La Habana (CUB)	28 May 15	17.37	Praveen CHITHRAVEL (IND)	La Habana (CUB)	6 May
18.04	Teddy TAMGHO (FRA)	Moskva (RUS)	18 Aug 13	17.36	Yaming ZHU (CHN)	Shenyang (CHN)	27 Jun
17.97	Willie BANKS (USA)	Indianapolis, IN (USA)	16 Jun 85	17.34	Cristian NÁPOLES (CUB)	La Habana (CUB)	6 May
17.92	Khristo MARKOV (BUL)	Roma (ITA)	31 Aug 87	17.32	Yasser Mohammed TRIKI (ALG)	Monaco (MON)	21 Jul
17.92	James BECKFORD (JAM)	Odessa, TX (USA)	20 May 95	17.29	Emmanuel IHEMEJE (ITA)	Walnut, CA (USA)	15 Apr
17.90	Volodimir INOZEMTSEV (URS)	Bratislava (TCH)	20 Jun 90	17.26	Tobia BOCCHI (ITA)	Castellón (ESP)	14 Jun
17.90	Jadel GREGÓRIO (BRA)	Belém (BRA)	20 May 07				

RESULTS



Triple Jump Men - Qualification

Automatic qualifying mark 17.15 (Q) or at least best 12 qualify to Final

RECORDS	RESULT	NAME	COUNTRY	AGE	VENUE	DATE
World Record WR	18.29	Jonathan EDWARDS	GBR	29	Göteborg (SWE)	7 Aug 1995
Championships Record CR	18.29	Jonathan EDWARDS	GBR	29	Göteborg (SWE)	7 Aug 1995
World Leading WL	17.87	Jaydon HIBBERT	JAM	18	Baton Rouge, LA (USA)	13 May 2023
Area Record AR		National Record NR		Personal Best PB		Season Best SB

Group A

19 August 2023 19:38 START TIME 28° C TEMPERATURE 60% HUMIDITY
20:59 END TIME 26° C 73%

PLACE	BIB	NAME	COUNTRY	DATE of BIRTH	ORDER	RESULT	1	2	3
1	2178	Yaming ZHU	CHN	4 May 94	3	17.14 q +0.1	17.14 +0.1	-	-
2	2131	Hugues Fabrice ZANGO	BUR	25 Jun 93	9	17.12 q 0.0	17.12 0.0	-	-
3	2198	Cristian NÁPOLES	CUB	27 Nov 98	11	16.95 q -0.8	X +0.3	16.82 -0.5	16.95 -0.8
4	2970	Chris BENARD	USA	9 Apr 90	7	16.71 q +0.3	X +0.1	X -0.3	16.71 +0.3
5	2491	Tobia BOCCHI	ITA	7 Apr 97	6	16.66 -0.2	16.20 +0.3	16.18 -0.3	16.66 -0.2
6	2321	Jean-Marc PONTVIANNE	FRA	6 Aug 94	1	16.64 -0.2	X -0.2	16.64 -0.2	15.93 -0.2
7	2458	Abdulla NARANGOLINTEVIDA	IND	17 Jan 96	18	16.61 -0.2	16.61 -0.2	16.60 -0.5	16.60 -0.1
8	2930	Necati ER	TUR	24 Feb 97	13	16.59 +0.1	X -0.1	16.59 +0.1	16.32 0.0
9	2569	Hikaru IKEHATA	JPN	31 Aug 94	8	16.40 -0.1	16.00 +0.2	16.40 -0.1	15.99 -0.3
10	2114	Almir DOS SANTOS	BRA	4 Sep 93	4	16.34 -0.2	16.16 +0.1	16.09 -0.3	16.34 -0.2
11	2633	Jangwoo KIM	KOR	20 Aug 99	2	16.21 -0.4	15.89 +0.2	16.19 -0.1	16.21 -0.4
12	2163	Luis REYES	CHI	29 Sep 00	12	15.75 +0.4	15.75 +0.4	X -0.2	X 0.0
13	2409	Andreas PANTAZIS	GRE	4 Jun 00	16	14.67 -0.2	X -0.2	14.67 -0.2	X -0.3
	2059	Alexis COPELLO	AZE	12 Aug 85	14	NM	X -0.4	X -0.1	-
	2043	Julian KONLE	AUS	4 Jun 97	15	NM	X -0.2	X -0.2	X +0.2
	2091	Jah-Nhai PERINCHIEF	BER	31 Dec 97	10	NM	X -0.2	r	
	2184	Geiner MORENO	COL	24 Jun 00	5	NM	X +0.1	X -0.2	X -0.3
	2803	Pedro PICHARDO	POR	30 Jun 93	17	DNS			

RESULTS
Triple Jump Men - Qualification

Group B

19 August 2023 19:40 START TIME 28° C 60 %
21:06 END TIME TEMPERATURE 26° C HUMIDITY 73 %

PLACE	BIB	NAME	COUNTRY	DATE of BIRTH	ORDER	RESULT	1	2	3
1	2544	Jaydon HIBBERT	JAM	17 Jan 05	16	17.70 Q -0.2	16.99 -0.2	17.70 -0.2	
2	2196	Lázaro MARTÍNEZ	CUB	3 Nov 97	19	17.12 q +0.2	16.65 0.0	16.50 -0.3	17.12 +0.2
3	2011	Yasser Mohammed TRIKI	ALG	24 Mar 97	15	16.95 q -0.3	16.95 -0.3	-	-
4	2502	Emmanuel IHEMEJE	ITA	9 Oct 98	12	16.91 q +0.3	16.91 +0.3	16.54 -0.1	-
5	2165	Yaoqing FANG	CHN	20 Apr 96	13	16.83 q +0.1	16.83 +0.1	16.80 -0.2	X -0.1
6	2802	Tiago PEREIRA	POR	19 Sep 93	18	16.77 q SB 0.0	X -0.2	X -0.2	16.77 0.0
7	2977	Will CLAYE	USA	13 Jun 91	6	16.72 q +0.2	16.72 +0.2	16.71 -0.1	16.25 -0.4
8	3048	Leodan TORREALBA	VEN	26 Dec 96	17	16.72 q -0.1	16.72 -0.1	X -0.3	16.54 -0.3
9	2169	Wen SU	CHN	10 Feb 99	1	16.59 -0.3	X +0.2	X -0.2	16.59 -0.3
10	2374	Max HEß	GER	13 Jul 96	8	16.48 -0.2	16.48 -0.2	X -0.2	16.28 -0.3
11	2450	Praveen CHITHRAVEL	IND	5 Jun 01	9	16.38 -0.1	16.38 -0.1	16.28 -0.1	16.32 -0.1
12	3029	Donald SCOTT	USA	23 Feb 92	14	16.33 -0.1	X -0.1	16.33 -0.1	16.30 -0.2
13	2411	Dimitrios TSIAMIS	GRE	12 Jan 82	11	16.22 +0.2	15.99 0.0	15.95 0.0	16.22 +0.2
14	2312	Enzo HODEBAR	FRA	17 May 99	7	16.17 0.0	16.17 0.0	X -0.2	X -0.2
15	2286	Aaro DAVIDILA	FIN	12 Mar 00	3	15.81 -0.5	X 0.0	15.64 0.0	15.81 -0.5
16	2405	Nikolaos ANDRIKOPOULOS	GRE	17 Apr 97	5	15.77 +0.2	15.77 +0.2	X -0.1	X -0.4
17	2459	Eldhose PAUL	IND	7 Nov 96	4	15.59 +0.2	15.59 +0.2	15.33 -0.2	15.31 0.0
18	2441	Dániel SZENDERFFY	HUN	20 Jun 99	2	15.38 -0.4	15.18 +0.2	X -0.1	15.38 -0.4
2042	Aiden HINSON	AUS	5 Jun 03	10	DNS				

ALL-TIME OUTDOOR TOP LIST				2023 OUTDOOR TOP LIST			
RESULT	NAME	VENUE	DATE	RESULT	NAME	VENUE	2023
18.29	Jonathan EDWARDS (GBR)	Göteborg (SWE)	7 Aug 95	17.87	Jaydon HIBBERT (JAM)	Baton Rouge, LA (USA)	13 May
18.21	Christian TAYLOR (USA)	Beijing (CHN)	27 Aug 15	17.81	Huques Fabrice ZANGO (BUR)	Doha (QAT)	5 May
18.14	Will CLAYE (USA)	Long Beach, CA (USA)	29 Jun 19	17.75	Andy DÍAZ HERNÁNDEZ (ITA)	Firenze (ITA)	2 Jun
18.09	Kenny HARRISON (USA)	Atlanta, GA (USA)	27 Jul 96	17.51	Lázaro MARTÍNEZ (CUB)	San Salvador (ESA)	7 Jul
18.08	Pedro PICHARDO (CUB)	La Habana (CUB)	28 May 15	17.37	Praveen CHITHRAVEL (IND)	La Habana (CUB)	6 May
18.04	Teddy TAMGHO (FRA)	Moskva (RUS)	18 Aug 13	17.36	Yaming ZHU (CHN)	Shenyang (CHN)	27 Jun
17.97	Willie BANKS (USA)	Indianapolis, IN (USA)	16 Jun 85	17.34	Cristian NÁPOLES (CUB)	La Habana (CUB)	6 May
17.92	Khristo MARKOV (BUL)	Roma (ITA)	31 Aug 87	17.32	Yasser Mohammed TRIKI (ALG)	Monaco (MON)	21 Jul
17.92	James BECKFORD (JAM)	Odessa, TX (USA)	20 May 95	17.29	Emmanuel IHEMEJE (ITA)	Walnut, CA (USA)	15 Apr
17.90	Volodimir INOZEMTSEV (URS)	Bratislava (TCH)	20 Jun 90	17.26	Tobia BOCCHI (ITA)	Castellón (ESP)	14 Jun
17.90	Jadel GREGÓRIO (BRA)	Belém (BRA)	20 May 07				

RESULTS



Shot Put Men - Final

RECORDS	RESULT	NAME	COUNTRY	AGE	VENUE	DATE
World Record WR	23.56	Ryan CROUSER	USA	31	Los Angeles, CA (USA)	27 May 2023
Championships Record CR	23.51	Ryan CROUSER	USA	31	Budapest	19 Aug 2023
World Leading WL	23.56	Ryan CROUSER	USA	31	Los Angeles, CA (USA)	27 May 2023

Note: World Record pending ratification

Area Record AR	National Record NR	Personal Best PB	Season Best SB

19 August 2023 20:40 START TIME 27° C 64 %
 21:42 END TIME TEMPERATURE 24° C HUMIDITY 83 %

PLACE	BIB	NAME	COUNTRY	DATE of BIRTH	ORDER	RESULT	1	2	3	ORD.	4	5	ORD.	6
1	2980	Ryan CROUSER	USA	18 Dec 92	1	23.51 CR	22.63	22.98	22.28	8	X	X	8	23.51
2	2497	Leonardo FABBRI	ITA	15 Apr 97	11	22.34 PB	X	21.26	22.34	7	X	X	7	21.22
3	3004	Joe KOVACS	USA	28 Jun 89	7	22.12	21.55	X	21.23	4	21.88	22.12	6	21.07
4	2751	Tom WALSH	NZL	1 Mar 92	10	22.05	X	21.69	21.93	6	21.40	22.05	5	21.51
5	3021	Payton OTTERDAHL	USA	2 Apr 96	4	21.86	20.08	20.47	21.01	2	21.78	21.86	4	21.73
6	2746	Jacko GILL	NZL	20 Dec 94	6	21.76	20.33	21.46	21.76	5	21.33	21.02	3	21.28
7	2192	Filip MIHALJEVIĆ	CRO	31 Jul 94	12	21.57	20.32	20.32	20.88	1	21.57	X	2	21.44
8	2125	Darlan ROMANI	BRA	9 Apr 91	8	21.41	21.31	21.10	X	3	X	21.41	1	X
9	2857	Armin SINANČEVIĆ	SRB	14 Aug 96	2	20.78	20.78	20.18	X					
10	2228	Mostafa Amr HASSAN	EGY	16 Dec 95	9	20.17	X	20.14	20.17					
11	2522	Zane WEIR	ITA	7 Sep 95	5	19.99	X	19.99	X					
	2536	Rajindra CAMPBELL	JAM	29 Feb 96	3	NM	X	X	X					

ALL-TIME OUTDOOR TOP LIST				2023 OUTDOOR TOP LIST			
RESULT	NAME	VENUE	DATE	RESULT	NAME	VENUE	2023
23.56	Ryan CROUSER (USA)	Los Angeles, CA (USA)	27 May 23	23.56	Ryan CROUSER (USA)	Los Angeles, CA (USA)	27 May
23.23	Joe KOVACS (USA)	Zürich (SUI)	7 Sep 22	22.69	Joe KOVACS (USA)	Nashville, TN (USA)	29 Apr
23.12	Randy BARNES (USA)	Westwood, CA (USA)	20 May 90	22.58	Tom WALSH (NZL)	London (GBR)	23 Jul
23.06	Ulf TIMMERMANN (GDR)	Chania (GRE)	22 May 88	22.37	Darlan ROMANI (BRA)	Budapest	19 Aug
22.91	Alessandro ANDREI (ITA)	Viareggio (ITA)	12 Aug 87	22.34	Leonardo FABBRI (ITA)	Budapest	19 Aug
22.90	Tom WALSH (NZL)	Doha (QAT)	5 Oct 19	22.22	Rajindra CAMPBELL (JAM)	Madrid (ESP)	22 Jul
22.86	Brian OLDFIELD (USA)	El Paso, TX (USA)	10 May 75	22.15	Zane WEIR (ITA)	Vicenza (ITA)	8 Aug
22.75	Werner GÜNTHÖR (SUI)	Bern (SUI)	23 Aug 88	22.12	Jacko GILL (NZL)	Auckland (NZL)	16 Mar
22.67	Kevin TOTH (USA)	Lawrence, KS (USA)	19 Apr 03	22.11	Payton OTTERDAHL (USA)	Banská Bystrica (SVK)	20 Jul
22.64	Udo BEYER (GDR)	Berlin (GDR)	20 Aug 86	22.10	Josh AWOTUNDE (USA)	Eugene, OR (USA)	9 Jul

SUMMARY



Shot Put Men - Qualification

Automatic qualifying mark 21.40 (Q) or at least best 12 qualify to Final

RECORDS	RESULT	NAME	COUNTRY	AGE	VENUE	DATE
World Record WR	23.56	Ryan CROUSER	USA	31	Los Angeles, CA (USA)	27 May 2023
Championships Record CR	22.94	Ryan CROUSER	USA	30	Eugene, OR (USA)	17 Jul 2022
World Leading WL	23.56	Ryan CROUSER	USA	31	Los Angeles, CA (USA)	27 May 2023

Note: World Record pending ratification

Area Record AR	National Record NR	Personal Best PB	Season Best SB
-----------------------	---------------------------	-------------------------	-----------------------

19 August 2023

RANK	PLACE	GROUP	BIB	NAME	COUNTRY	DATE of BIRTH	RESULT		
1	1	A	2125	Darlan ROMANI	BRA	9 Apr 91	22.37	Q	SB
2	2	A	2522	Zane WEIR	ITA	7 Sep 95	21.82	Q	
3	1	B	2751	Tom WALSH	NZL	1 Mar 92	21.73	Q	
4	2	B	3004	Joe KOVACS	USA	28 Jun 89	21.59	Q	
5	3	B	3021	Payton OTTERDAHL	USA	2 Apr 96	21.54	Q	
6	3	A	2746	Jacko GILL	NZL	20 Dec 94	21.49	Q	
7	4	A	2980	Ryan CROUSER	USA	18 Dec 92	21.48	Q	
8	5	A	2192	Filip MIHALJEVIĆ	CRO	31 Jul 94	21.10	q	
9	4	B	2857	Armin SINANČEVIĆ	SRB	14 Aug 96	20.92	q	
10	6	A	2536	Rajindra CAMPBELL	JAM	29 Feb 96	20.83	q	
11	5	B	2228	Mostafa Amr HASSAN	EGY	16 Dec 95	20.81	q	
12	6	B	2497	Leonardo FABBRI	ITA	15 Apr 97	20.74	q	
13	7	A	2718	Chukwuebuka Cornnell ENEKWECH	NGR	28 Jan 93	20.68		
14	8	A	2227	Mohamed Magdi HAMZA	EGY	30 Aug 96	20.68		
15	7	B	2678	Uziel MUÑOZ	MEX	8 Sep 95	20.62		
16	8	B	2212	Tomáš STANĚK	CZE	13 Jun 91	20.41		
17	9	B	2117	Wellington MORAIS	BRA	6 Sep 96	20.30		
18	9	A	2352	Scott LINCOLN	GBR	7 May 93	20.22		
19	10	A	2856	Asmir KOLAŠINAC	SRB	15 Oct 84	20.01		
20	11	A	2966	Josh AWOTUNDE	USA	12 Jun 95	19.98		
21	10	B	2741	Marcus THOMSEN	NOR	7 Jan 98	19.97		
22	12	A	2093	Mesud PEZER	BIH	27 Aug 94	19.86		
23	13	A	2472	Eric FAVORS	IRL	16 Nov 96	19.65		
24	14	A	2828	Burger LAMBRECHTS JR.	RSA	6 Aug 98	19.52		
25	15	A	2772	Michał HARATYK	POL	10 Apr 92	19.51		
26	11	B	2022	Nazareno SASIA	ARG	5 Jan 01	19.51		
27	16	A	2796	Francisco BELO	POR	27 Mar 91	19.24		
28	12	B	2767	Konrad BUKOWIECKI	POL	17 Mar 97	19.21		
29	17	A	2953	Roman KOKOSHKO	UKR	16 Aug 96	19.17		
30	13	B	2795	Tsanko ARNAUDOV	POR	14 Mar 92	19.17		
31	14	B	2408	Odysseas MOUZENIDIS	GRE	30 Jun 99	19.08		
32	15	B	2319	Fred MOUDANI-LIKIBI	FRA	10 May 99	18.88		
33	18	A	2139	Mark BUJNOWSKI	CAN	1 Apr 98	18.84		
34	16	B	2823	Kyle BLIGNAUT	RSA	9 Nov 99	18.82		
35	19	A	2445	Balázs TÓTH	HUN	9 May 00	17.37		
		B	2820	Andrei Rares TOADER	ROU	26 May 97	NM		
		B	2653	Bob BERTEMES	LUX	24 May 93	NM		

SUMMARY
Shot Put Men - Qualification

19 August 2023

RANK	PLACE	GROUP	BIB	NAME	COUNTRY	DATE of BIRTH	RESULT
ALL-TIME OUTDOOR TOP LIST							
RESULT	NAME	VENUE	DATE				
23.56	Ryan CROUSER (USA)	Los Angeles, CA (USA)	27 May 23				
23.23	Joe KOVACS (USA)	Zürich (SUI)	7 Sep 22				
23.12	Randy BARNES (USA)	Westwood, CA (USA)	20 May 90				
23.06	Ulf TIMMERMANN (GDR)	Chania (GRE)	22 May 88				
22.91	Alessandro ANDREI (ITA)	Viareggio (ITA)	12 Aug 87				
22.90	Tom WALSH (NZL)	Doha (QAT)	5 Oct 19				
22.86	Brian OLDFIELD (USA)	El Paso, TX (USA)	10 May 75				
22.75	Werner GÜNTHÖR (SUI)	Bern (SUI)	23 Aug 88				
22.67	Kevin TOTH (USA)	Lawrence, KS (USA)	19 Apr 03				
22.64	Udo BEYER (GDR)	Berlin (GDR)	20 Aug 86				
2023 OUTDOOR TOP LIST							
RESULT	NAME	VENUE	2023				
23.56	Ryan CROUSER (USA)	Los Angeles, CA (USA)	27 May				
22.69	Joe KOVACS (USA)	Nashville, TN (USA)	29 Apr				
22.58	Tom WALSH (NZL)	London (GBR)	23 Jul				
22.37	Darlan ROMANI (BRA)	Budapest	19 Aug				
22.22	Rajindra CAMPBELL (JAM)	Madrid (ESP)	22 Jul				
22.15	Zane WEIR (ITA)	Vicenza (ITA)	8 Aug				
22.12	Jacko GILL (NZL)	Auckland (NZL)	16 Mar				
22.11	Payton OTTERDAHL (USA)	Banská Bystrica (SVK)	20 Jul				
22.10	Josh AWOTUNDE (USA)	Eugene, OR (USA)	9 Jul				
22.08	Roger STEEN (USA)	Tucson, AZ (USA)	19 May				

RESULTS



Shot Put Men - Qualification

Automatic qualifying mark 21.40 (Q) or at least best 12 qualify to Final

RECORDS	RESULT	NAME	COUNTRY	AGE	VENUE	DATE
World Record WR	23.56	Ryan CROUSER	USA	31	Los Angeles, CA (USA)	27 May 2023
Championships Record CR	22.94	Ryan CROUSER	USA	30	Eugene, OR (USA)	17 Jul 2022
World Leading WL	23.56	Ryan CROUSER	USA	31	Los Angeles, CA (USA)	27 May 2023

Note: World Record pending ratification

Area Record AR	National Record NR	Personal Best PB	Season Best SB

Group A

19 August 2023 11:37 START TIME 20° C TEMPERATURE 94 % HUMIDITY
12:39 END TIME 21° C 94 %

PLACE	BIB	NAME	COUNTRY	DATE of BIRTH	ORDER	RESULT	1	2	3
1	2125	Darlan ROMANI	BRA	9 Apr 91	11	22.37 Q SB	22.37		
2	2522	Zane WEIR	ITA	7 Sep 95	3	21.82 Q	20.81	21.82	
3	2746	Jacko GILL	NZL	20 Dec 94	2	21.49 Q	20.83	X	21.49
4	2980	Ryan CROUSER	USA	18 Dec 92	16	21.48 Q	21.48		
5	2192	Filip MIHALJEVIĆ	CRO	31 Jul 94	19	21.10 q	21.10	20.30	-
6	2536	Rajindra CAMPBELL	JAM	29 Feb 96	18	20.83 q	19.83	X	20.83
7	2718	Chukwuebuka Cornnell ENEKW	NGR	28 Jan 93	17	20.68	X	20.41	20.68
8	2227	Mohamed Magdi HAMZA	EGY	30 Aug 96	1	20.68	20.26	20.68	X
9	2352	Scott LINCOLN	GBR	7 May 93	5	20.22	20.18	19.77	20.22
10	2856	Asmir KOLAŠINAC	SRB	15 Oct 84	13	20.01	20.01	X	19.95
11	2966	Josh AWOTUNDE	USA	12 Jun 95	10	19.98	19.98	X	X
12	2093	Mesud PEZER	BIH	27 Aug 94	9	19.86	19.40	19.26	19.86
13	2472	Eric FAVORS	IRL	16 Nov 96	7	19.65	19.34	19.52	19.65
14	2828	Burger LAMBRECHTS JR.	RSA	6 Aug 98	15	19.52	19.46	19.52	X
15	2772	Michał HARATYK	POL	10 Apr 92	8	19.51	19.27	19.49	19.51
16	2796	Francisco BELO	POR	27 Mar 91	4	19.24	19.24	X	X
17	2953	Roman KOKOSHKO	UKR	16 Aug 96	12	19.17	18.56	19.09	19.17
18	2139	Mark BUJNOWSKI	CAN	1 Apr 98	6	18.84	17.71	18.57	18.84
19	2445	Balázs TÓTH	HUN	9 May 00	14	17.37	17.37	X	17.27

Group B

19 August 2023 11:38 START TIME 20° C TEMPERATURE 94 % HUMIDITY
12:35 END TIME 21° C 94 %

PLACE	BIB	NAME	COUNTRY	DATE of BIRTH	ORDER	RESULT	1	2	3
1	2751	Tom WALSH	NZL	1 Mar 92	10	21.73 Q	21.73		
2	3004	Joe KOVACS	USA	28 Jun 89	5	21.59 Q	21.59		
3	3021	Payton OTTERDAHL	USA	2 Apr 96	13	21.54 Q	21.16	21.54	
4	2857	Armin SINANČEVIĆ	SRB	14 Aug 96	8	20.92 q	20.39	X	20.92
5	2228	Mostafa Amr HASSAN	EGY	16 Dec 95	18	20.81 q	20.62	20.81	X
6	2497	Leonardo FABBRI	ITA	15 Apr 97	3	20.74 q	19.41	X	20.74
7	2678	Uziel MUÑOZ	MEX	8 Sep 95	17	20.62	20.62	19.96	20.42
8	2212	Tomáš STANĚK	CZE	13 Jun 91	2	20.41	X	20.41	19.91
9	2117	Wellington MORAIS	BRA	6 Sep 96	6	20.30	20.30	19.87	19.95
10	2741	Marcus THOMSEN	NOR	7 Jan 98	4	19.97	19.97	X	X
11	2022	Nazareno SASIA	ARG	5 Jan 01	16	19.51	X	X	19.51
12	2767	Konrad BUKOWIECKI	POL	17 Mar 97	14	19.21	18.25	19.21	X
13	2795	Tsanko ARNAUDOV	POR	14 Mar 92	9	19.17	X	19.03	19.17
14	2408	Odysseas MOUZENIDIS	GRE	30 Jun 99	12	19.08	18.48	X	19.08
15	2319	Fred MOUDANI-LIKIBI	FRA	10 May 99	7	18.88	X	X	18.88
16	2823	Kyle BLIGNAUT	RSA	9 Nov 99	11	18.82	17.89	18.82	X
	2653	Bob BERTEMES	LUX	24 May 93	1	NM	X	X	X
	2820	Andrei Rares TOADER	ROU	26 May 97	15	NM	X	X	X

RESULTS
Shot Put Men - Qualification

ALL-TIME OUTDOOR TOP LIST				2023 OUTDOOR TOP LIST			
RESULT	NAME	VENUE	DATE	RESULT	NAME	VENUE	2023
23.56	Ryan CROUSER (USA)	Los Angeles, CA (USA)	27 May 23	23.56	Ryan CROUSER (USA)	Los Angeles, CA (USA)	27 May
23.23	Joe KOVACS (USA)	Zürich (SUI)	7 Sep 22	22.69	Joe KOVACS (USA)	Nashville, TN (USA)	29 Apr
23.12	Randy BARNES (USA)	Westwood, CA (USA)	20 May 90	22.58	Tom WALSH (NZL)	London (GBR)	23 Jul
23.06	Ulf TIMMERMANN (GDR)	Chania (GRE)	22 May 88	22.37	Darlan ROMANI (BRA)	Budapest	19 Aug
22.91	Alessandro ANDREI (ITA)	Viareggio (ITA)	12 Aug 87	22.22	Rajindra CAMPBELL (JAM)	Madrid (ESP)	22 Jul
22.90	Tom WALSH (NZL)	Doha (QAT)	5 Oct 19	22.15	Zane WEIR (ITA)	Vicenza (ITA)	8 Aug
22.86	Brian OLDFIELD (USA)	El Paso, TX (USA)	10 May 75	22.12	Jacko GILL (NZL)	Auckland (NZL)	16 Mar
22.75	Werner GÜNTHÖR (SUI)	Bern (SUI)	23 Aug 88	22.11	Payton OTTERDAHL (USA)	Banská Bystrica (SVK)	20 Jul
22.67	Kevin TOTH (USA)	Lawrence, KS (USA)	19 Apr 03	22.10	Josh AWOTUNDE (USA)	Eugene, OR (USA)	9 Jul
22.64	Udo BEYER (GDR)	Berlin (GDR)	20 Aug 86	22.08	Roger STEEN (USA)	Tucson, AZ (USA)	19 May

RESULTS



Discus Throw Men - Final

RECORDS	RESULT	NAME	COUNTRY	AGE	VENUE	DATE
World Record WR	74.08	Jürgen SCHULT	GDR	26	Neubrandenburg (GDR)	6 Jun 1986
Championships Record CR	71.46	Daniel STÅHL	SWE	31	Budapest	21 Aug 2023
World Leading WL	71.86	Kristjan ČEH	SLO	24	Jöhvi (EST)	16 Jun 2023
Area Record AR		National Record NR		Personal Best PB		Season Best SB

21 August 2023 20:32 START TIME 29° C 55 %
TEMPERATURE HUMIDITY
21:41 END TIME 28° C 64 %

PLACE	BIB	NAME	COUNTRY	DATE of BIRTH	ORDER	RESULT	1	2	3	ORD.	4	5	ORD.	6
1	2902	Daniel STÅHL	SWE	27 Aug 92	7	71.46 CR	63.01	66.58	X	5	69.37	67.56	8	71.46
2	2851	Kristjan ČEH	SLO	17 Feb 99	3	70.02	68.31	69.27	X	8	67.89	66.69	7	70.02
3	2649	Mykolas ALEKNA	LTU	28 Sep 02	9	68.85	65.23	67.08	64.37	7	68.85	68.07	6	68.07
4	2037	Matthew DENNY	AUS	2 Jun 96	11	68.24 NR	66.39	X	X	4	68.24	X	5	65.92
5	2538	Fedrick DACRES	JAM	28 Feb 94	4	66.72	65.74	64.60	66.72	6	X	63.89	4	X
6	2650	Andrius GUDŽIUS	LTU	14 Feb 91	2	66.16	65.95	66.16	X	3	X	63.98	3	66.13
7	2058	Lukas WEIßHAIDINGER	AUT	20 Feb 92	1	65.54	63.57	65.19	62.85	2	65.20	65.54	2	X
8	2376	Henrik JANSSEN	GER	19 May 98	6	63.80	62.97	63.80	63.77	1	X	X	1	62.27
9	3038	Brian WILLIAMS	USA	18 Dec 94	5	63.62	62.68	63.62	X					
10	2745	Connor BELL	NZL	21 Jun 01	12	63.23	63.23	X	62.21					
11	2555	Traves SMIKLE	JAM	7 May 92	8	61.90	X	61.90	X					
12	2846	Alex ROSE	SAM	17 Nov 91	10	61.69	X	X	61.69					

ALL-TIME OUTDOOR TOP LIST				2023 OUTDOOR TOP LIST			
RESULT	NAME	VENUE	DATE	RESULT	NAME	VENUE	2023
74.08	Jürgen SCHULT (GDR)	Neubrandenburg (GDR)	6 Jun 86	71.86	Kristjan ČEH (SLO)	Jöhvi (EST)	16 Jun
73.88	Virgilijus ALEKNA (LTU)	Kaunas (LTU)	3 Aug 00	71.46	Daniel STÅHL (SWE)	Budapest	21 Aug
73.38	Gerd KANTER (EST)	Helsingborg (SWE)	4 Sep 06	71.00	Mykolas ALEKNA (LTU)	Berkeley, CA (USA)	29 Apr
71.86	Yuriy DUMCHEV (URS)	Moskva (URS)	29 May 83	70.68	Lukas WEIßHAIDINGER (AUT)	Schwechat (AUT)	19 May
71.86	Daniel STÅHL (SWE)	Bottnaryd (SWE)	29 Jun 19	70.39	Alex ROSE (SAM)	Ramona, OK (USA)	16 Apr
71.86	Kristjan ČEH (SLO)	Jöhvi (EST)	16 Jun 23	68.64	Roje STONA (JAM)	Baton Rouge, LA (USA)	13 May
71.84	Piotr MAŁACHOWSKI (POL)	Hengelo (NED)	8 Jun 13	68.57	Fedrick DACRES (JAM)	Tucson, AZ (USA)	18 May
71.70	Róbert FAZEKAS (HUN)	Szombathely (HUN)	14 Jul 02	68.24	Matthew DENNY (AUS)	Budapest	21 Aug
71.50	Lars RIEDEL (GER)	Wiesbaden (GER)	3 May 97	68.22	Aleksey KHUDYAKOV (RUS)	Brest (BLR)	9 Jun
71.32	Ben PLUCKNETT (USA)	Eugene, OR (USA)	4 Jun 83	68.14	Traves SMIKLE (JAM)	Kingston (JAM)	11 Feb

SUMMARY



Discus Throw Men - Qualification

Automatic qualifying mark 66.50 (Q) or at least best 12 qualify to Final

R3 TRIALS UPDATED. CHANGE TO QUALIFIERS.

RECORDS	RESULT	NAME	COUNTRY	AGE	VENUE	DATE
World Record WR	74.08	Jürgen SCHULT	GDR	26	Neubrandenburg (GDR)	6 Jun 1986
Championships Record CR	71.13	Kristjan ČEH	SLO	23	Eugene, OR (USA)	19 Jul 2022
World Leading WL	71.86	Kristjan ČEH	SLO	24	Jöhvi (EST)	16 Jun 2023
Area Record AR		National Record NR		Personal Best PB		Season Best SB

19 August 2023

RANK	PLACE	GROUP	BIB	NAME	COUNTRY	DATE OF BIRTH	RESULT	
1	1	A	2902	Daniel STÅHL	SWE	27 Aug 92	66.25	q
2	2	A	2649	Mykolas ALEKNA	LTU	28 Sep 02	66.04	q
3	1	B	2851	Kristjan ČEH	SLO	17 Feb 99	65.95	q
4	3	A	2555	Traves SMIKLE	JAM	7 May 92	65.71	q
5	2	B	2058	Lukas WEIßHAIDINGER	AUT	20 Feb 92	65.61	q
6	3	B	2650	Andrius GUDŽIUS	LTU	14 Feb 91	65.50	q
7	4	B	2538	Fedrick DACRES	JAM	28 Feb 94	65.45	q
8	5	B	2846	Alex ROSE	SAM	17 Nov 91	65.26	q
9	6	B	2037	Matthew DENNY	AUS	2 Jun 96	64.29	q
10	4	A	3038	Brian WILLIAMS	USA	18 Dec 94	63.85	q SB
11	5	A	2376	Henrik JANSSEN	GER	19 May 98	63.79	q
12	7	B	2745	Connor BELL	NZL	21 Jun 01	63.72	q
13	6	A	2355	Lawrence OKOYE	GBR	6 Oct 91	63.66	
14	8	B	3036	Turner WASHINGTON	USA	10 Feb 99	63.57	
15	7	A	3009	Sam MATTIS	USA	19 Mar 94	63.43	
16	9	B	2388	Steven RICHTER	GER	5 Apr 03	63.37	
17	10	B	2377	Daniel JASINSKI	GER	5 Aug 89	63.36	
18	8	A	2085	Philip MILANOV	BEL	6 Jul 91	63.00	
19	9	A	2556	Roje STONA	JAM	26 Feb 99	62.67	
20	10	A	2648	Martynas ALEKNA	LTU	25 Aug 00	62.57	
21	11	B	2900	Simon PETERSSON	SWE	3 Jan 94	62.53	
22	11	A	2480	Guðni Valur GUDNASON	ISL	11 Oct 95	62.28	
23	12	B	2164	Claudio ROMERO	CHI	10 Jul 00	62.24	
24	12	A	2202	Apostolos PARELLIS	CYP	24 Jul 85	62.10	SB
25	13	B	2785	Oskar STACHNIK	POL	1 Mar 98	61.96	
26	13	A	2191	Martin MARKOVIĆ	CRO	13 Jan 96	61.88	
27	14	A	2826	Victor HOGAN	RSA	25 Jul 89	61.80	
28	15	A	2788	Robert URBANEK	POL	29 Apr 87	61.30	
29	16	A	2817	Alin Alexandru FIRFIRICA	ROU	3 Nov 95	61.03	
30	14	B	2442	Róbert SZIKSZAI	HUN	30 Sep 94	60.64	
31	17	A	2814	Moaz Mohamed IBRAHIM	QAT	8 Feb 99	60.40	
32	18	A	2162	Lucas NERVI	CHI	31 Aug 01	58.76	
33	15	B	2194	Mario A. DÍAZ	CUB	8 Dec 99	58.03	
34	16	B	2259	Yasiel SOTERO	ESP	28 Dec 01	55.89	
35	17	B	2223	Juan CAICEDO	ECU	27 Jul 92	55.78	

SUMMARY
Discus Throw Men - Qualification

R3 TRIALS UPDATED. CHANGE TO QUALIFIERS.

19 August 2023

RANK	PLACE	GROUP	BIB	NAME	COUNTRY	DATE of BIRTH	RESULT
------	-------	-------	-----	------	---------	---------------	--------

ALL-TIME OUTDOOR TOP LIST				2023 OUTDOOR TOP LIST			
RESULT	NAME	VENUE	DATE	RESULT	NAME	VENUE	2023
74.08	Jürgen SCHULT (GDR)	Neubrandenburg (GDR)	6 Jun 86	71.86	Kristjan ČEH (SLO)	Jöhvi (EST)	16 Jun
73.88	Virgilijus ALEKNA (LTU)	Kaunas (LTU)	3 Aug 00	71.45	Daniel STÅHL (SWE)	Jöhvi (EST)	16 Jun
73.38	Gerd KANTER (EST)	Helsingborg (SWE)	4 Sep 06	71.00	Mykolas ALEKNA (LTU)	Berkeley, CA (USA)	29 Apr
71.86	Yuriy DUMCHEV (URS)	Moskva (URS)	29 May 83	70.68	Lukas WEIßHAIDINGER (AUT)	Schwechat (AUT)	19 May
71.86	Daniel STÅHL (SWE)	Bottnaryd (SWE)	29 Jun 19	70.39	Alex ROSE (SAM)	Ramona, OK (USA)	16 Apr
71.86	Kristjan ČEH (SLO)	Jöhvi (EST)	16 Jun 23	68.64	Roje STONA (JAM)	Baton Rouge, LA (USA)	13 May
71.84	Piotr MAŁACHOWSKI (POL)	Hengelo (NED)	8 Jun 13	68.57	Fedrick DACRES (JAM)	Tucson, AZ (USA)	18 May
71.70	Róbert FAZEKAS (HUN)	Szombathely (HUN)	14 Jul 02	68.22	Aleksey KHUDYAKOV (RUS)	Brest (BLR)	9 Jun
71.50	Lars RIEDEL (GER)	Wiesbaden (GER)	3 May 97	68.14	Traves SMIKLE (JAM)	Kingston (JAM)	11 Feb
71.32	Ben PLUCKNETT (USA)	Eugene, OR (USA)	4 Jun 83	67.66	Andrius GUDŽIUS (LTU)	Székesfehérvár (HUN)	18 Jul

RESULTS



Discus Throw Men - Qualification

Automatic qualifying mark 66.50 (Q) or at least best 12 qualify to Final

R3 TRIALS UPDATED. CHANGE TO QUALIFIERS.

RECORDS	RESULT	NAME	COUNTRY	AGE	VENUE	DATE
World Record WR	74.08	Jürgen SCHULT	GDR	26	Neubrandenburg (GDR)	6 Jun 1986
Championships Record CR	71.13	Kristijan ČEH	SLO	23	Eugene, OR (USA)	19 Jul 2022
World Leading WL	71.86	Kristijan ČEH	SLO	24	Jöhvi (EST)	16 Jun 2023
Area Record AR		National Record NR		Personal Best PB		Season Best SB

Group A

19 August 2023 19:10 START TIME
28° C TEMPERATURE 60% HUMIDITY
20:20 END TIME 27° C 65%

PLACE	BIB	NAME	COUNTRY	DATE of BIRTH	ORDER	RESULT	1	2	3
1	2902	Daniel STÅHL	SWE	27 Aug 92	1	66.25 q	64.58	66.25	64.99
2	2649	Mykolas ALEKNA	LTU	28 Sep 02	18	66.04 q	66.04	X	63.99
3	2555	Traves SMIKLE	JAM	7 May 92	15	65.71 q	65.71	64.32	64.30
4	3038	Brian WILLIAMS	USA	18 Dec 94	17	63.85 q SB	63.85	61.42	61.09
5	2376	Henrik JANSSEN	GER	19 May 98	7	63.79 q	61.96	62.97	63.79
6	2355	Lawrence OKOYE	GBR	6 Oct 91	13	63.66	X	X	63.66
7	3009	Sam MATTIS	USA	19 Mar 94	9	63.43	62.55	63.43	60.57
8	2085	Philip MILANOV	BEL	6 Jul 91	11	63.00	59.15	63.00	X
9	2556	Roje STONA	JAM	26 Feb 99	14	62.67	62.67	X	61.69
10	2648	Martynas ALEKNA	LTU	25 Aug 00	4	62.57	58.44	62.57	58.06
11	2480	Guðni Valur GUÐNASON	ISL	11 Oct 95	16	62.28	59.97	X	62.28
12	2202	Apostolos PARELLIS	CYP	24 Jul 85	10	62.10 SB	61.94	62.10	60.86
13	2191	Martin MARKOVIĆ	CRO	13 Jan 96	5	61.88	X	61.88	61.37
14	2826	Victor HOGAN	RSA	25 Jul 89	6	61.80	60.09	61.80	X
15	2788	Robert URBANEK	POL	29 Apr 87	12	61.30	61.20	61.30	X
16	2817	Alin Alexandru FIRFIRICA	ROU	3 Nov 95	3	61.03	X	61.03	X
17	2814	Moaz Mohamed IBRAHIM	QAT	8 Feb 99	2	60.40	60.40	57.81	60.11
18	2162	Lucas NERVI	CHI	31 Aug 01	8	58.76	58.76	57.31	58.66

Group B

19 August 2023 20:50 START TIME
26° C TEMPERATURE 72% HUMIDITY
21:45 END TIME 27° C 69%

PLACE	BIB	NAME	COUNTRY	DATE of BIRTH	ORDER	RESULT	1	2	3
1	2851	Kristijan ČEH	SLO	17 Feb 99	3	65.95 q	65.95	65.18	65.29
2	2058	Lukas WEIßHAIDINGER	AUT	20 Feb 92	2	65.61 q	64.34	65.61	64.20
3	2650	Andrius GUDŽIUS	LTU	14 Feb 91	14	65.50 q	65.50	64.57	63.68
4	2538	Fedrick DACRES	JAM	28 Feb 94	9	65.45 q	X	64.72	65.45
5	2846	Alex ROSE	SAM	17 Nov 91	8	65.26 q	X	65.26	63.74
6	2037	Matthew DENNY	AUS	2 Jun 96	13	64.29 q	61.70	X	64.29
7	2745	Connor BELL	NZL	21 Jun 01	17	63.72 q	X	63.72	X
8	3036	Turner WASHINGTON	USA	10 Feb 99	1	63.57	59.99	63.57	62.87
9	2388	Steven RICHTER	GER	5 Apr 03	10	63.37	63.37	62.13	X
10	2377	Daniel JASINSKI	GER	5 Aug 89	4	63.36	62.54	63.36	X
11	2900	Simon PETTERSSON	SWE	3 Jan 94	11	62.53	62.53	X	X
12	2164	Claudio ROMERO	CHI	10 Jul 00	15	62.24	62.24	61.60	X
13	2785	Oskar STACHNIK	POL	1 Mar 98	7	61.96	60.93	61.96	61.89
14	2442	Róbert SZIKSZAI	HUN	30 Sep 94	16	60.64	60.64	X	X
15	2194	Mario A. DÍAZ	CUB	8 Dec 99	6	58.03	56.59	56.75	58.03
16	2259	Yasiel SOTERO	ESP	28 Dec 01	12	55.89	55.39	55.89	53.88
17	2223	Juan CAICEDO	ECU	27 Jul 92	5	55.78	X	X	55.78

RESULTS
Discus Throw Men - Qualification

R3 TRIALS UPDATED. CHANGE TO QUALIFIERS.

ALL-TIME OUTDOOR TOP LIST				2023 OUTDOOR TOP LIST			
RESULT	NAME	VENUE	DATE	RESULT	NAME	VENUE	2023
74.08	Jürgen SCHULT (GDR)	Neubrandenburg (GDR)	6 Jun 86	71.86	Kristijan ČEH (SLO)	Jöhvi (EST)	16 Jun
73.88	Virgilijus ALEKNA (LTU)	Kaunas (LTU)	3 Aug 00	71.45	Daniel STÅHL (SWE)	Jöhvi (EST)	16 Jun
73.38	Gerd KANTER (EST)	Helsingborg (SWE)	4 Sep 06	71.00	Mykolas ALEKNA (LTU)	Berkeley, CA (USA)	29 Apr
71.86	Yuriy DUMCHEV (URS)	Moskva (URS)	29 May 83	70.68	Lukas WEIßHAIDINGER (AUT)	Schwechat (AUT)	19 May
71.86	Daniel STÅHL (SWE)	Bottnaryd (SWE)	29 Jun 19	70.39	Alex ROSE (SAM)	Ramona, OK (USA)	16 Apr
71.86	Kristijan ČEH (SLO)	Jöhvi (EST)	16 Jun 23	68.64	Roje STONA (JAM)	Baton Rouge, LA (USA)	13 May
71.84	Piotr MAŁACHOWSKI (POL)	Hengelo (NED)	8 Jun 13	68.57	Fedrick DACRES (JAM)	Tucson, AZ (USA)	18 May
71.70	Róbert FAZEKAS (HUN)	Szombathely (HUN)	14 Jul 02	68.22	Aleksey KHUDYAKOV (RUS)	Brest (BLR)	9 Jun
71.50	Lars RIEDEL (GER)	Wiesbaden (GER)	3 May 97	68.14	Traves SMIKLE (JAM)	Kingston (JAM)	11 Feb
71.32	Ben PLUCKNETT (USA)	Eugene, OR (USA)	4 Jun 83	67.66	Andrius GUDŽIUS (LTU)	Székesfehérvár (HUN)	18 Jul

RESULTS

Hammer Throw Men - Final



RECORDS	RESULT	NAME	COUNTRY	AGE	VENUE	DATE
World Record WR	86.74	Yuriy SEDYKH	URS	31	Stuttgart (GER)	30 Aug 1986
Championships Record CR	83.63	Ivan TIKHON	BLR	31	Osaka (JPN)	27 Aug 2007
World Leading WL	81.92	Wojciech NOWICKI	POL	34	Oslo (NOR)	15 Jun 2023
Area Record AR		National Record NR		Personal Best PB		Season Best SB

20 August 2023 17:52 START TIME 32° C 47 %
TEMPERATURE HUMIDITY
19:07 END TIME 32° C 48 %

PLACE	BIB	NAME	COUNTRY	DATE of BIRTH	ORDER	RESULT	1	2	3	ORD.	4	5	ORD.	6
1	2145	Ethan KATZBERG	CAN	5 Apr 02	12	81.25 NR	80.18	80.02	X	6	79.82	81.25	8	81.11
2	2780	Wojciech NOWICKI	POL	22 Feb 89	6	81.02	79.14	80.70	78.94	7	80.83	81.02	7	80.36
3	2425	Bence HALÁSZ	HUN	4 Aug 97	5	80.82 SB	80.82	X	X	8	80.59	79.94	6	X
4	2771	Paweł FAJDEK	POL	4 Jun 89	1	80.00 SB	80.00	X	77.06	5	X	X	5	77.99
5	2952	Mykhaylo KOKHAN	UKR	22 Jan 01	10	79.59 SB	X	77.41	79.34	4	78.37	79.59	4	79.52
6	2992	Daniel HAUGH	USA	3 May 95	7	78.64 SB	76.07	77.38	75.66	3	78.64	74.83	3	X
7	2728	Eivind HENRIKSEN	NOR	14 Sep 90	9	77.06 SB	75.85	77.06	X	2	X	76.81	2	X
8	3044	Rudy WINKLER	USA	6 Dec 94	4	76.04	X	X	76.04	1	X	75.83	1	X
9	2160	Gabriel KEHR	CHI	3 Sep 96	2	75.99	75.99	75.54	74.24					
10	2404	Michail ANASTASAKIS	GRE	3 Dec 94	8	75.49	74.62	73.04	75.49					
11	2146	Adam KEENAN	CAN	26 Sep 93	3	74.49	74.49	73.96	72.58					
12	2676	Diego DEL REAL	MEX	6 Mar 94	11	72.56	72.39	71.84	72.56					

ALL-TIME OUTDOOR TOP LIST				2023 OUTDOOR TOP LIST			
RESULT	NAME	VENUE	DATE	RESULT	NAME	VENUE	2023
86.74	Yuriy SEDYKH (URS)	Stuttgart (GER)	30 Aug 86	81.92	Wojciech NOWICKI (POL)	Oslo (NOR)	15 Jun
86.04	Sergey LITVINOV (URS)	Dresden (GER)	3 Jul 86	81.25	Ethan KATZBERG (CAN)	Budapest	20 Aug
84.90	Vadim DEVYATOVSKIY (BLR)	Minsk (BLR)	21 Jul 05	80.88	Rudy WINKLER (USA)	Tucson, AZ (USA)	20 May
84.86	Koji MUROFUSHI (JPN)	Praha (CZE)	29 Jun 03	80.82	Bence HALÁSZ (HUN)	Budapest	20 Aug
84.62	Igor ASTAPKOVICH (BLR)	Sevilla (ESP)	6 Jun 92	80.26	Aliaksandr SHYMANOVICH (BLR)	Brest (BLR)	1 Jul
84.51	Ivan TIKHON (BLR)	Grodno (BLR)	9 Jul 08	80.00	Paweł FAJDEK (POL)	Budapest	20 Aug
84.48	Igor NIKULIN (URS)	Lausanne (SUI)	12 Jul 90	79.94	Valeriy PRONKIN (RUS)	Brest (BLR)	1 Jul
84.40	Jüri TAMM (URS)	Banská Bystrica (TCH)	9 Sep 84	79.59	Mykhaylo KOKHAN (UKR)	Budapest	20 Aug
84.19	Adrián ANNUS (HUN)	Szombathely (HUN)	10 Aug 03	78.64	Daniel HAUGH (USA)	Budapest	20 Aug
83.93	Paweł FAJDEK (POL)	Szczecin (POL)	9 Aug 15	78.36	Denis LUKYANOV (RUS)	Sochi (RUS)	21 Feb

SUMMARY



Hammer Throw Men - Qualification

Automatic qualifying mark 77.00 (Q) or at least best 12 qualify to Final

RECORDS	RESULT	NAME	COUNTRY	AGE	VENUE	DATE
World Record WR	86.74	Yuriy SEDYKH	URS	31	Stuttgart (GER)	30 Aug 1986
Championships Record CR	83.63	Ivan TIKHON	BLR	31	Osaka (JPN)	27 Aug 2007
World Leading WL	81.92	Wojciech NOWICKI	POL	34	Oslo (NOR)	15 Jun 2023
Area Record AR		National Record NR		Personal Best PB		Season Best SB

19 August 2023

RANK	PLACE	GROUP	BIB	NAME	COUNTRY	DATE OF BIRTH	RESULT	
1	1	A	2145	Ethan KATZBERG	CAN	5 Apr 02	81.18	Q NR
2	1	B	2952	Mykhaylo KOKHAN	UKR	22 Jan 01	78.47	Q
3	2	A	2425	Bence HALÁSZ	HUN	4 Aug 97	78.13	Q
4	3	A	2780	Wojciech NOWICKI	POL	22 Feb 89	78.04	Q
5	2	B	2771	Paweł FAJDEK	POL	4 Jun 89	77.98	Q
6	3	B	3044	Rudy WINKLER	USA	6 Dec 94	77.06	Q
7	4	A	2992	Daniel HAUGH	USA	3 May 95	76.64	q
8	4	B	2404	Michail ANASTASAKIS	GRE	3 Dec 94	75.76	q
9	5	B	2728	Eivind HENRIKSEN	NOR	14 Sep 90	75.37	q
10	5	A	2160	Gabriel KEHR	CHI	3 Sep 96	75.10	q
11	6	B	2676	Diego DEL REAL	MEX	6 Mar 94	74.91	q
12	6	A	2146	Adam KEENAN	CAN	26 Sep 93	74.56	q
13	7	B	2143	Rowan HAMILTON	CAN	29 Jan 00	74.14	
14	7	A	2406	Christos FRANTZESKAKIS	GRE	26 Apr 00	74.05	
15	8	B	2436	Dániel RÁBA	HUN	24 Apr 98	73.17	SB
16	8	A	2733	Thomas MARDAL	NOR	16 Apr 97	73.13	
17	9	B	2289	Aaron KANGAS	FIN	3 Jul 97	72.96	
18	10	B	2672	Serghei MARGHIEV	MDA	6 Nov 92	72.91	
19	9	A	2810	Jerome VEGA	PUR	7 Jul 95	72.87	
20	11	B	2161	Humberto MANSILLA	CHI	22 May 96	72.80	
21	12	B	2017	Joaquin GOMEZ	ARG	14 Oct 96	72.77	
22	10	A	2379	Sören KLOSE	GER	14 Jun 02	72.23	
23	13	B	2302	Yann CHAUSSINAND	FRA	11 May 98	72.17	
24	14	B	2891	Ragnar CARLSSON	SWE	16 Nov 00	72.02	
25	15	B	2446	Donát VARGA	HUN	8 Apr 00	72.02	
26	16	B	2197	Ronald MENCIA ZAYAS	CUB	26 Aug 02	71.72	
27	11	A	2203	Alexandros POURSANIDIS	CYP	23 Jan 93	71.63	
28	17	B	2226	Mostafa ELGAMEL	EGY	1 Oct 88	71.36	
29	12	A	2702	Denzel COMENENTIA	NED	25 Nov 95	70.16	
30	13	A	2412	Konstantinos ZALTOS	GRE	5 Feb 00	69.98	
31	14	A	3045	Alex YOUNG	USA	1 Sep 94	69.10	
32	15	A	2205	Patrik HÁJEK	CZE	11 Nov 98	68.77	
33	16	A	2791	Marcin WROTYŃSKI	POL	11 Mar 96	68.65	
		A	2481	Hilmar Örn JÓNSSON	ISL	6 May 96	NM	
		B	2375	Merlin HUMMEL	GER	4 Jan 02	NM	

SUMMARY
Hammer Throw Men - Qualification

19 August 2023

RANK	PLACE	GROUP	BIB	NAME	COUNTRY	DATE of BIRTH	RESULT
ALL-TIME OUTDOOR TOP LIST							
RESULT	NAME	VENUE	DATE				
86.74	Yuriy SEDYKH (URS)	Stuttgart (GER)	30 Aug 86				
86.04	Serqey LITVINOV (URS)	Dresden (GER)	3 Jul 86				
84.90	Vadim DECVATOVSKIY (BLR)	Minsk (BLR)	21 Jul 05				
84.86	Koji MURUFUSHI (JPN)	Praha (CZE)	29 Jun 03				
84.62	Iqor ASTAPKOVICH (BLR)	Sevilla (ESP)	6 Jun 92				
84.51	Ivan TIKHON (BLR)	Grodno (BLR)	9 Jul 08				
84.48	Iqor NIKULIN (URS)	Lausanne (SUI)	12 Jul 90				
84.40	Jüri TAMM (URS)	Banská Bystrica (TCH)	9 Sep 84				
84.19	Adrián ANNUS (HUN)	Szombathely (HUN)	10 Aug 03				
83.93	Paweł FAJDEK (POL)	Szczecin (POL)	9 Aug 15				
2023 OUTDOOR TOP LIST							
RESULT	NAME	VENUE	2023				
81.92	Wojciech NOWICKI (POL)	Oslo (NOR)	15 Jun				
81.18	Ethan KATZBERG (CAN)	Budapest	19 Aug				
80.88	Rudy WINKLER (USA)	Tucson, AZ (USA)	20 May				
80.26	Aliaksandr SHYMANOVICH (BLR)	Brest (BLR)	1 Jul				
79.94	Valeriy PRONKIN (RUS)	Brest (BLR)	1 Jul				
79.37	Mykhaylo KOKHAN (UKR)	Székesfehérvár (HUN)	18 Jul				
78.36	Denis LUKYANOV (RUS)	Sochi (RUS)	21 Feb				
78.27	Bence HALÁSZ (HUN)	Szombathely (HUN)	30 Jul				
78.10	Paweł FAJDEK (POL)	Gorzów Wielkopolski (POL)	28 Jul				
78.05	Diego DEL REAL (MEX)	Tucson, AZ (USA)	20 May				

RESULTS



Hammer Throw Men - Qualification

Automatic qualifying mark 77.00 (Q) or at least best 12 qualify to Final

RECORDS	RESULT	NAME	COUNTRY	AGE	VENUE	DATE
World Record WR	86.74	Yuriy SEDYKH	URS	31	Stuttgart (GER)	30 Aug 1986
Championships Record CR	83.63	Ivan TIKHON	BLR	31	Osaka (JPN)	27 Aug 2007
World Leading WL	81.92	Wojciech NOWICKI	POL	34	Oslo (NOR)	15 Jun 2023
Area Record AR		National Record NR		Personal Best PB		Season Best SB

Group A

19 August 2023 13:30 START TIME 24° C 78 %
TEMPERATURE HUMIDITY
14:30 END TIME 30° C 56 %

PLACE	BIB	NAME	COUNTRY	DATE of BIRTH	ORDER	RESULT	1	2	3
1	2145	Ethan KATZBERG	CAN	5 Apr 02	4	81.18 Q NR	81.18		
2	2425	Bence HALÁSZ	HUN	4 Aug 97	14	78.13 Q	78.13		
3	2780	Wojciech NOWICKI	POL	22 Feb 89	2	78.04 Q	78.04		
4	2992	Daniel HAUGH	USA	3 May 95	9	76.64 q	X	X	76.64
5	2160	Gabriel KEHR	CHI	3 Sep 96	15	75.10 q	75.10	72.88	73.63
6	2146	Adam KEENAN	CAN	26 Sep 93	16	74.56 q	74.56	72.97	73.32
7	2406	Christos FRANTZESKAKIS	GRE	26 Apr 00	3	74.05	74.05	73.30	X
8	2733	Thomas MARDAL	NOR	16 Apr 97	1	73.13	72.40	73.13	72.62
9	2810	Jerome VEGA	PUR	7 Jul 95	7	72.87	71.61	X	72.87
10	2379	Sören KLOSE	GER	14 Jun 02	13	72.23	72.23	X	X
11	2203	Alexandros POURSANIDIS	CYP	23 Jan 93	8	71.63	71.63	X	71.58
12	2702	Denzel COMENENTIA	NED	25 Nov 95	12	70.16	69.46	X	70.16
13	2412	Konstantinos ZALTOS	GRE	5 Feb 00	10	69.98	69.98	X	69.67
14	3045	Alex YOUNG	USA	1 Sep 94	6	69.10	69.10	X	67.40
15	2205	Patrik HÁJEK	CZE	11 Nov 98	17	68.77	67.36	66.30	68.77
16	2791	Marcin WROTYŃSKI	POL	11 Mar 96	5	68.65	67.57	X	68.65
	2481	Hilmar Örn JÓNSSON	ISL	6 May 96	11	NM	X	X	X

Group B

19 August 2023 15:10 START TIME 30° C 52 %
TEMPERATURE HUMIDITY
16:06 END TIME 30° C 53 %

PLACE	BIB	NAME	COUNTRY	DATE of BIRTH	ORDER	RESULT	1	2	3
1	2952	Mykhaylo KOKHAN	UKR	22 Jan 01	9	78.47 Q	76.59	78.47	
2	2771	Paweł FAJDEK	POL	4 Jun 89	8	77.98 Q	77.98		
3	3044	Rudy WINKLER	USA	6 Dec 94	5	77.06 Q	75.37	77.06	
4	2404	Michail ANASTASAKIS	GRE	3 Dec 94	1	75.76 q	X	73.43	75.76
5	2728	Eivind HENRIKSEN	NOR	14 Sep 90	4	75.37 q	71.61	74.37	75.37
6	2676	Diego DEL REAL	MEX	6 Mar 94	14	74.91 q	73.28	74.91	73.30
7	2143	Rowan HAMILTON	CAN	29 Jan 00	7	74.14	71.81	70.42	74.14
8	2436	Dániel RÁBA	HUN	24 Apr 98	2	73.17 SB	X	71.93	73.17
9	2289	Aaron KANGAS	FIN	3 Jul 97	17	72.96	X	72.15	72.96
10	2672	Serghei MARGHIEV	MDA	6 Nov 92	6	72.91	72.91	68.76	71.50
11	2161	Humberto MANSILLA	CHI	22 May 96	16	72.80	72.32	72.80	72.01
12	2017	Joaquin GOMEZ	ARG	14 Oct 96	3	72.77	68.66	72.77	68.57
13	2302	Yann CHAUSSINAND	FRA	11 May 98	11	72.17	X	72.17	X
14	2891	Ragnar CARLSSON	SWE	16 Nov 00	12	72.02	70.94	72.02	X
15	2446	Donát VARGA	HUN	8 Apr 00	18	72.02	X	X	72.02
16	2197	Ronald MENCIA ZAYAS	CUB	26 Aug 02	15	71.72	71.72	70.74	X
17	2226	Mostafa ELGAMEL	EGY	1 Oct 88	10	71.36	X	71.36	X
	2375	Merlin HUMMEL	GER	4 Jan 02	13	NM	X	X	X

RESULTS
Hammer Throw Men - Qualification

ALL-TIME OUTDOOR TOP LIST				2023 OUTDOOR TOP LIST			
RESULT	NAME	VENUE	DATE	RESULT	NAME	VENUE	2023
86.74	Yuriy SEDYKH (URS)	Stuttgart (GER)	30 Aug 86	81.92	Wojciech NOWICKI (POL)	Oslo (NOR)	15 Jun
86.04	Serqey LITVINOV (URS)	Dresden (GER)	3 Jul 86	81.18	Ethan KATZBERG (CAN)	Budapest	19 Aug
84.90	Vadim DECVYATOVSKIY (BLR)	Minsk (BLR)	21 Jul 05	80.88	Rudy WINKLER (USA)	Tucson, AZ (USA)	20 May
84.86	Koji MUROFUSHI (JPN)	Praha (CZE)	29 Jun 03	80.26	Aliaksandr SHYMANOVICH (BLR)	Brest (BLR)	1 Jul
84.62	Iqor ASTAPKOVICH (BLR)	Sevilla (ESP)	6 Jun 92	79.94	Valeriy PRONKIN (RUS)	Brest (BLR)	1 Jul
84.51	Ivan TIKHON (BLR)	Grodno (BLR)	9 Jul 08	79.37	Mykhaylo KOKHAN (UKR)	Székesfehérvár (HUN)	18 Jul
84.48	Iqor NIKULIN (URS)	Lausanne (SUI)	12 Jul 90	78.36	Denis LUKYANOV (RUS)	Sochi (RUS)	21 Feb
84.40	Jüri TAMM (URS)	Banská Bystrica (TCH)	9 Sep 84	78.27	Bence HALÁSZ (HUN)	Szombathely (HUN)	30 Jul
84.19	Adrián ANNUS (HUN)	Szombathely (HUN)	10 Aug 03	78.10	Pawet FAJDEK (POL)	Gorzów Wielkopolski (POL)	28 Jul
83.93	Pawet FAJDEK (POL)	Szczecin (POL)	9 Aug 15	78.05	Diego DEL REAL (MEX)	Tucson, AZ (USA)	20 May

RESULTS

Javelin Throw Men - Final



RECORDS	RESULT	NAME	COUNTRY	AGE	VENUE	DATE
World Record WR	98.48	Jan ŽELEZNY	CZE	30	Jena (GER)	25 May 1996
Championships Record CR	92.80	Jan ŽELEZNY	CZE	35	Edmonton (CAN)	12 Aug 2001
World Leading WL	89.51	Jakub VADLEJCH	CZE	33	Turku (FIN)	13 Jun 2023
Area Record AR		National Record NR		Personal Best PB		Season Best SB

27 August 2023 20:16 START TIME 31° C TEMPERATURE 44 % HUMIDITY
21:31 END TIME 29° C

PLACE	BIB	NAME	COUNTRY	DATE of BIRTH	ORDER	RESULT	1	2	3	ORD.	4	5	ORD.	6
1	2451	Neeraj CHOPRA	IND	24 Dec 97	4	88.17	X	88.17	86.32	8	84.64	87.73	8	83.98
2	2754	Arshad NADEEM	PAK	2 Jan 97	7	87.82 SB	74.80	82.81	87.82	7	87.15	X	7	81.86
3	2214	Jakub VADLEJCH	CZE	10 Oct 90	2	86.67	82.59	84.18	83.65	5	83.62	86.67	6	X
4	2394	Julian WEBER	GER	29 Aug 94	10	85.79	80.43	85.79	76.86	6	82.55	82.81	5	79.01
5	2453	Kishore JENA	IND	6 Sep 95	11	84.77 PB	75.70	82.82	X	2	80.19	84.77	4	X
6	2457	D.P. MANU	IND	24 Jan 00	8	84.14	78.44	X	83.72	4	X	83.48	3	84.14
7	2288	Oliver HELANDER	FIN	1 Jan 97	1	83.38	83.38	81.44	X	3	X	X	2	82.85
8	2651	Edis MATUSEVIČIUS	LTU	30 Jun 96	9	82.29	75.13	80.42	82.29	1	79.17	X	1	77.53
9	2789	Dawid WEGNER	POL	23 Apr 00	3	80.75	78.19	74.60	80.75					
10	2225	Ihab ABDELRAHMAN	EGY	1 May 89	6	80.64	80.64	78.94	X					
11	2671	Andrian MARDARE	MDA	20 Jun 95	5	79.66	79.66	79.24	79.49					
12	2081	Timothy HERMAN	BEL	19 Oct 90	12	74.56	72.17	74.56	X					

ALL-TIME OUTDOOR TOP LIST				2023 OUTDOOR TOP LIST			
RESULT	NAME	VENUE	DATE	RESULT	NAME	VENUE	2023
98.48	Jan ŽELEZNY (CZE)	Jena (GER)	25 May 96	89.51	Jakub VADLEJCH (CZE)	Turku (FIN)	13 Jun
97.76	Johannes VETTER (GER)	Chorzów (POL)	6 Sep 20	88.77	Neeraj CHOPRA (IND)	Budapest	25 Aug
93.90	Thomas RÖHLER (GER)	Doha (QAT)	5 May 17	88.72	Julian WEBER (GER)	Kassel (GER)	8 Jul
93.09	Aki PARVIAINEN (FIN)	Kuortane (FIN)	26 Jun 99	87.82	Arshad NADEEM (PAK)	Budapest	27 Aug
93.07	Anderson PETERS (GRN)	Doha (QAT)	13 May 22	87.35	Timothy HERMAN (BEL)	Nairobi (KEN)	13 May
92.72	Julius YEGO (KEN)	Beijing (CHN)	26 Aug 15	87.32	Oliver HELANDER (FIN)	Turku (FIN)	13 Jun
92.61	Sergey MAKAROV (RUS)	Sheffield (GBR)	30 Jun 02	85.88	Anderson PETERS (GRN)	Doha (QAT)	5 May
92.60	Raymond HECHT (GER)	Oslo (NOR)	21 Jul 95	85.85	Keshorn WALCOTT (TTO)	Kuortane (FIN)	17 Jun
92.06	Andreas HOFMANN (GER)	Offenburg (GER)	2 Jun 18	85.60	Aliaksei KATKAVETS (BLR)	Brest (BLR)	1 Jul
91.69	Konstantinos GATSIOUDIS (GRE)	Kuortane (FIN)	24 Jun 00	84.98	György HERCZEG (HUN)	Eisenstadt (AUT)	26 Jul

SUMMARY



Javelin Throw Men - Qualification

Automatic qualifying mark 83.00 (Q) or at least best 12 qualify to Final

RECORDS	RESULT	NAME	COUNTRY	AGE	VENUE	DATE
World Record WR	98.48	Jan ŽELEZNÝ	CZE	30	Jena (GER)	25 May 1996
Championships Record CR	92.80	Jan ŽELEZNÝ	CZE	35	Edmonton (CAN)	12 Aug 2001
World Leading WL	89.51	Jakub VADLEJCH	CZE	33	Turku (FIN)	13 Jun 2023
Area Record AR		National Record NR		Personal Best PB		Season Best SB

25 August 2023

RANK	PLACE	GROUP	BIB	NAME	COUNTRY	DATE OF BIRTH	RESULT		
1	1	A	2451	Neeraj CHOPRA	IND	24 Dec 97	88.77	Q	SB
2	1	B	2754	Arshad NADEEM	PAK	2 Jan 97	86.79	Q	SB
3	2	B	2214	Jakub VADLEJCH	CZE	10 Oct 90	83.50	Q	
4	2	A	2394	Julian WEBER	GER	29 Aug 94	82.39	q	
5	3	B	2651	Edis MATUSEVIČIUS	LTU	30 Jun 96	82.35	q	
6	3	A	2457	D.P MANU	IND	24 Jan 00	81.31	q	
7	4	A	2789	Dawid WEGNER	POL	23 Apr 00	81.25	q	
8	4	B	2225	Ihab ABDELRAHMAN	EGY	1 May 89	80.75	q	
9	5	B	2453	Kishore JENA	IND	6 Sep 95	80.55	q	
10	6	B	2288	Oliver HELANDER	FIN	1 Jan 97	80.19	q	
11	7	B	2081	Timothy HERMAN	BEL	19 Oct 90	80.11	q	
12	8	B	2671	Andrian MARDARE	MDA	20 Jun 95	79.78	q	
13	5	A	2291	Toni KUUSELA	FIN	21 Jan 94	79.27		
14	6	A	2564	Roderick Genki DEAN	JPN	30 Dec 91	79.21		
15	9	B	2778	Cyprian MRZYGLÓD	POL	2 Feb 98	78.49		
16	7	A	2414	Anderson PETERS	GRN	21 Oct 97	78.49		
17	8	A	2630	Julius YEGO	KEN	4 Jan 89	78.42		
18	10	B	2287	Lassi ETELÄTALO	FIN	30 Apr 88	78.19		
19	11	B	2047	Cameron MCENTYRE	AUS	10 Feb 99	78.10		
20	12	B	2110	Luiz Mauricio DA SILVA	BRA	17 Jan 00	77.70		
21	9	A	2640	Patriks GAILUMS	LAT	10 May 98	77.43		
22	10	A	2584	Kenji OGURA	JPN	8 Jun 95	76.65		
23	13	B	2426	György HERCZEG	HUN	8 Aug 04	76.18		
24	11	A	3042	Capers WILLIAMSON	USA	13 Oct 92	76.10		
25	14	B	2818	Alexandru Mihaita NOVAC	ROU	24 Mar 97	75.75		
26	15	B	2901	Jakob SAMUELSSON	SWE	19 Feb 98	75.50		
27	12	A	2840	Douw SMIT	RSA	12 May 99	75.03		
28	13	A	2330	Felise VAHAI SOSAIA	FRA	30 Jul 99	74.80		
29	16	B	2641	Rolands ŠTROBINDERS	LAT	14 Apr 92	74.46		
30	14	A	3032	Curtis THOMPSON	USA	8 Feb 96	74.21		
31	15	A	2804	Leandro RAMOS	POR	21 Sep 00	74.03		
32	17	B	2951	Artur FELFNER	UKR	17 Oct 03	73.94		
33	16	A	2639	Gatis ČAKŠS	LAT	13 Jun 95	73.42		
34	17	A	2123	Pedro Henrique RODRIGUES	BRA	18 Jun 99	72.34		
		B	2981	Ethan DABBS	USA	23 Jun 99	NM		
		B	2586	Yuta SAKIYAMA	JPN	5 Apr 96	NM		
		A	2922	Keshorn WALCOTT	TTO	2 Apr 93	DNS		

SUMMARY
Javelin Throw Men - Qualification

25 August 2023

RANK	PLACE	GROUP	BIB	NAME	COUNTRY	DATE of BIRTH	RESULT
				ALL-TIME OUTDOOR TOP LIST			
RESULT	NAME	VENUE	DATE				
98.48	Jan ŽELEZNÝ (CZE)	Jena (GER)	25 May 96				
97.76	Johannes VETTER (GER)	Chorzów (POL)	6 Sep 20				
93.90	Thomas RÖHLER (GER)	Doha (QAT)	5 May 17				
93.09	Aki PARVIAINEN (FIN)	Kuortane (FIN)	26 Jun 99				
93.07	Anderson PETERS (GRN)	Doha (QAT)	13 May 22				
92.72	Julius YEGO (KEN)	Beijing (CHN)	26 Aug 15				
92.61	Serqey MAKAROV (RUS)	Sheffield (GBR)	30 Jun 02				
92.60	Raymond HECHT (GER)	Oslo (NOR)	21 Jul 95				
92.06	Andreas HOFMANN (GER)	Offenburg (GER)	2 Jun 18				
91.69	Konstantinos GATSILOUDIS (GRE)	Kuortane (FIN)	24 Jun 00				
				2023 OUTDOOR TOP LIST			
RESULT	NAME	VENUE	2023				
89.51	Jakub VADLEJCH (CZE)	Turku (FIN)	13 Jun				
88.77	Neeraj CHOPRA (IND)	Budapest	25 Aug				
88.72	Julian WEBER (GER)	Kassel (GER)	8 Jul				
87.35	Timothy HERMAN (BEL)	Nairobi (KEN)	13 May				
87.32	Oliver HELANDER (FIN)	Turku (FIN)	13 Jun				
86.79	Arshad NADEEM (PAK)	Budapest	25 Aug				
85.88	Anderson PETERS (GRN)	Doha (QAT)	5 May				
85.85	Keshorn WALCOTT (TTO)	Kuortane (FIN)	17 Jun				
85.60	Aliaksei KATKAVETS (BLR)	Brest (BLR)	1 Jul				
84.98	György HERCZEG (HUN)	Eisenstadt (AUT)	26 Jul				

RESULTS



Javelin Throw Men - Qualification

Automatic qualifying mark 83.00 (Q) or at least best 12 qualify to Final

RECORDS	RESULT	NAME	COUNTRY	AGE	VENUE	DATE
World Record WR	98.48	Jan ŽELEZNÝ	CZE	30	Jena (GER)	25 May 1996
Championships Record CR	92.80	Jan ŽELEZNÝ	CZE	35	Edmonton (CAN)	12 Aug 2001
World Leading WL	89.51	Jakub VADLEJCH	CZE	33	Turku (FIN)	13 Jun 2023
Area Record AR		National Record NR		Personal Best PB		Season Best SB

Group A

25 August 2023 10:12 START TIME 25° C TEMPERATURE 65 % HUMIDITY
11:04 END TIME 27° C 61 %

PLACE	BIB	NAME	COUNTRY	DATE of BIRTH	ORDER	RESULT	1	2	3
1	2451	Neeraj CHOPRA	IND	24 Dec 97	18	88.77 Q SB	88.77		
2	2394	Julian WEBER	GER	29 Aug 94	6	82.39 q	81.05	82.39	80.83
3	2457	D.P MANU	IND	24 Jan 00	14	81.31 q	78.10	81.31	72.40
4	2789	Dawid WEGNER	POL	23 Apr 00	17	81.25 q	76.50	81.25	75.74
5	2291	Toni KUUSELA	FIN	21 Jan 94	3	79.27	79.27	X	X
6	2564	Roderick Genki DEAN	JPN	30 Dec 91	7	79.21	78.21	78.57	79.21
7	2414	Anderson PETERS	GRN	21 Oct 97	10	78.49	78.02	77.51	78.49
8	2630	Julius YEGO	KEN	4 Jan 89	4	78.42	X	78.42	76.68
9	2640	Patriks GAILUMS	LAT	10 May 98	15	77.43	77.20	77.43	X
10	2584	Kenji OGURA	JPN	8 Jun 95	1	76.65	76.65	X	75.70
11	3042	Capers WILLIAMSON	USA	13 Oct 92	12	76.10	76.10	X	X
12	2840	Douw SMIT	RSA	12 May 99	13	75.03	64.29	75.03	71.21
13	2330	Felise VAHAI SOSAIA	FRA	30 Jul 99	9	74.80	68.23	74.80	X
14	3032	Curtis THOMPSON	USA	8 Feb 96	8	74.21	72.46	72.99	74.21
15	2804	Leandro RAMOS	POR	21 Sep 00	11	74.03	66.02	74.03	73.55
16	2639	Gatis ČAKŠS	LAT	13 Jun 95	5	73.42	X	72.34	73.42
17	2123	Pedro Henrique RODRIGUES	BRA	18 Jun 99	2	72.34	X	67.11	72.34
	2922	Keshorn WALCOTT	TTO	2 Apr 93	16	DNS			

Group B

25 August 2023 11:47 START TIME 29° C TEMPERATURE 55 % HUMIDITY
12:43 END TIME 31° C 51 %

PLACE	BIB	NAME	COUNTRY	DATE of BIRTH	ORDER	RESULT	1	2	3
1	2754	Arshad NADEEM	PAK	2 Jan 97	4	86.79 Q SB	70.63	81.53	86.79
2	2214	Jakub VADLEJCH	CZE	10 Oct 90	9	83.50 Q	81.34	83.50	
3	2651	Edis MATUSEVIČIUS	LTU	30 Jun 96	8	82.35 q	78.44	82.35	-
4	2225	Ihab ABDELRAHMAN	EGY	1 May 89	12	80.75 q	80.75	X	X
5	2453	Kishore JENA	IND	6 Sep 95	6	80.55 q	80.55	78.07	X
6	2288	Oliver HELANDER	FIN	1 Jan 97	14	80.19 q	X	80.19	X
7	2081	Timothy HERMAN	BEL	19 Oct 90	19	80.11 q	73.00	80.11	-
8	2671	Andrian MARDARE	MDA	20 Jun 95	7	79.78 q	79.78	77.27	79.00
9	2778	Cyprian MRZYGŁÓD	POL	2 Feb 98	3	78.49	78.28	78.49	77.35
10	2287	Lassi ETELÄTALO	FIN	30 Apr 88	11	78.19	76.89	78.19	X
11	2047	Cameron MCENTYRE	AUS	10 Feb 99	18	78.10	X	75.44	78.10
12	2110	Luiz Mauricio DA SILVA	BRA	17 Jan 00	2	77.70	68.25	77.70	74.17
13	2426	György HERCZEG	HUN	8 Aug 04	1	76.18	72.31	76.18	X
14	2818	Alexandru Mihaita NOVAC	ROU	24 Mar 97	5	75.75	75.75	74.61	74.67
15	2901	Jakob SAMUELSSON	SWE	19 Feb 98	16	75.50	73.81	X	75.50
16	2641	Rolands ŠTROBINDERS	LAT	14 Apr 92	13	74.46	74.46	73.98	X
17	2951	Artur FELFNER	UKR	17 Oct 03	15	73.94	X	X	73.94
	2981	Ethan DABBS	USA	23 Jun 99	10	NM	X	X	X
	2586	Yuta SAKIYAMA	JPN	5 Apr 96	17	NM	X	X	X

RESULTS
Javelin Throw Men - Qualification

ALL-TIME OUTDOOR TOP LIST				2023 OUTDOOR TOP LIST			
RESULT	NAME	VENUE	DATE	RESULT	NAME	VENUE	2023
98.48	Jan ŽELEZŇY (CZE)	Jena (GER)	25 May 96	89.51	Jakub VADLEJCH (CZE)	Turku (FIN)	13 Jun
97.76	Johannes VETTER (GER)	Chorzów (POL)	6 Sep 20	88.77	Neeraj CHOPRA (IND)	Budapest	25 Aug
93.90	Thomas RÖHLER (GER)	Doha (QAT)	5 May 17	88.72	Julian WEBER (GER)	Kassel (GER)	8 Jul
93.09	Aki PARVIAINEN (FIN)	Kuortane (FIN)	26 Jun 99	87.35	Timothy HERMAN (BEL)	Nairobi (KEN)	13 May
93.07	Anderson PETERS (GRN)	Doha (QAT)	13 May 22	87.32	Oliver HELANDER (FIN)	Turku (FIN)	13 Jun
92.72	Julius YEGO (KEN)	Beijing (CHN)	26 Aug 15	86.79	Arshad NADEEM (PAK)	Budapest	25 Aug
92.61	Serqey MAKAROV (RUS)	Sheffield (GBR)	30 Jun 02	85.88	Anderson PETERS (GRN)	Doha (QAT)	5 May
92.60	Raymond HECHT (GER)	Oslo (NOR)	21 Jul 95	85.85	Keshorn WALCOTT (TTO)	Kuortane (FIN)	17 Jun
92.06	Andreas HOFMANN (GER)	Offenburg (GER)	2 Jun 18	85.60	Aliaksei KATKAVETS (BLR)	Brest (BLR)	1 Jul
91.69	Konstantinos GATSILOUDIS (GRE)	Kuortane (FIN)	24 Jun 00	84.98	György HERCZEG (HUN)	Eisenstadt (AUT)	26 Jul

RESULTS



20 Kilometres Race Walk Men - Final

RECORDS	RESULT	NAME	COUNTRY	AGE	VENUE	DATE
World Record WR	1:16:36	Yusuke SUZUKI	JPN	27	Nomi (JPN)	15 Mar 2015
Championships Record CR	1:17:21	Jefferson PÉREZ	ECU	29	Paris-St-Denis (FRA)	23 Aug 2003
World Leading WL	1:17:32	Álvaro MARTÍN	ESP	29	Budapest	19 Aug 2023
Area Record AR						
National Record NR						
Personal Best PB						
Season Best SB						

19 August 2023 10:49 START TIME 19° C TEMPERATURE 100 % HUMIDITY
12:22 END TIME 21° C 94 %

PLACE	BIB	NAME	COUNTRY	DATE OF BIRTH	RESULT	RECORDS	RED CARDS
1	324	Álvaro MARTÍN	ESP	18 Jun 94	1:17:32	WL	
2	379	Perseus KARLSTRÖM	SWE	2 May 90	1:17:39	NR	+ 7
3	304	Caio BONFIM	BRA	19 Mar 91	1:17:47	NR	+ 15 ~ ~
4	306	Evan DUNFEE	CAN	28 Sep 90	1:18:03	NR	+ 31 >
5	335	Christopher LINKE	GER	24 Oct 88	1:18:12	NR	+ 40
6	329	Veli-Matti PARTANEN	FIN	28 Oct 91	1:18:22	NR	+ 50 ~
7	320	Brian Daniel PINTADO	ECU	29 Jul 95	1:18:26	PB	+ 54 ~
8	303	Declan TINGAY	AUS	6 Feb 99	1:18:30	PB	+ 58 ~
9	360	Samuel Kireri GATHIMBA	KEN	26 Oct 87	1:18:34	SB	+ 1:02 >
10	330	Gabriel BORDIER	FRA	8 Oct 97	1:18:59	PB	+ 1:27
11	349	Francesco FORTUNATO	ITA	13 Dec 94	1:19:01		+ 1:29
12	355	Yuta KOGA	JPN	15 Jul 99	1:19:02	SB	+ 1:30
13	321	Alberto AMEZCUA	ESP	10 May 92	1:19:28	PB	+ 1:56
14	301	Rhydian COWLEY	AUS	4 Jan 91	1:19:31		+ 1:59 >
15	353	Koki IKEDA	JPN	3 May 98	1:19:44		+ 2:12 >
16	380	Salih KORKMAZ	TUR	1 Jan 97	1:19:49	SB	+ 2:17 ~ ~
17	370	César Augusto RODRÍGUEZ	PER	26 Jun 97	1:19:52	NR	+ 2:20
18	366	Andres Eduardo OLIVAS NÚÑEZ	MEX	27 May 98	1:19:55	SB	+ 2:23
19	318	David HURTADO	ECU	21 Apr 99	1:20:07		+ 2:35
20	319	Jordy Rafael JIMÉNEZ ARROBO	ECU	11 Feb 94	1:20:08	PB	+ 2:36 ~
21	358	Eiki TAKAHASHI	JPN	19 Nov 92	1:20:25		+ 2:53 ~
22	369	Luis Henry CAMPOS	PER	11 Oct 95	1:20:56	PB	+ 3:24
23	339	Máté HELEBRANDT	HUN	12 Jan 89	1:21:16	PB	+ 3:44 ~
24	359	Toshikazu YAMANISHI	JPN	15 Feb 96	1:21:39		+ 4:07
25	363	Noel CHAMA	MEX	15 Sep 97	1:21:51		+ 4:19
26	313	Eider ARÉVALO	COL	9 Mar 93	1:21:55		+ 4:23
27	344	Vikash SINGH	IND	6 Jul 96	1:21:58		+ 4:26 > ~
28	383	Serhii SVITLYCHNYI	UKR	13 Jul 94	1:22:28	SB	+ 4:56
29	311	Jun ZHANG	CHN	20 Jul 98	1:23:13	PZ120	+ 5:41 ~ ~ >
30	348	Andrea COSI	ITA	30 Apr 01	1:23:28		+ 5:56
31	337	José Alejandro BARRONDO	GUA	16 Sep 96	1:23:33		+ 6:01 ~ ~
32	364	José Luis DOCTOR	MEX	14 Jun 96	1:23:35 *		+ 6:03 ~ ~ ~
33	374	João VIEIRA	POR	20 Feb 76	1:23:37		+ 6:05
34	377	Dominik ČERNÝ	SVK	1 Nov 97	1:23:42	PB	+ 6:10
35	342	Paramjeet Singh BISHT	IND	3 Mar 02	1:24:02		+ 6:30
36	305	Max Batista GONCALVES DOS SANTOS	BRA	9 Oct 94	1:24:10	PB	+ 6:38 ~
37	310	Zhaozhao WANG	CHN	1 Sep 99	1:24:23		+ 6:51
38	336	Alexandros PAPAMICHAIL	GRE	18 Sep 88	1:24:26	SB	+ 6:54
39	322	Diego GARCÍA CARRERA	ESP	19 Jan 96	1:25:12		+ 7:40
40	302	Kyle SWAN	AUS	28 Mar 99	1:26:02		+ 8:30 >
41	384	Nick CHRISTIE	USA	29 Sep 91	1:26:21	SB	+ 8:49
42	338	José Eduardo ORTIZ	GUA	8 Mar 00	1:26:29		+ 8:57 ~
43	327	Jerry JOKINEN	FIN	18 Mar 02	1:26:54		+ 9:22

RESULTS
20 Kilometres Race Walk Men

44	308	Wenchao NIU	CHN	20 Apr 98	1:27:26	+ 9:54
45	300	Juan Manuel CANO	ARG	12 Dec 87	1:27:29	+ 9:57 ~ ~
46	314	Cesar Alberto HERRERA CORTEZ	COL	28 Jan 99	1:27:47	+ 10:15 ~ ~
47	343	Akashdeep SINGH	IND	22 Nov 99	1:31:12	+ 13:40 > >
	346	David KENNY	IRL	10 Jan 99	DNF	
	352	Massimo STANO	ITA	27 Feb 92	DNF	
	362	Marius ŽIŪKAS	LTU	29 Jun 85	DQ TR54.7.5	> > > ~

NOTE * - 2 Minutes penalty added (TR 54.7.4)
WA Rule PZ120 - 120sec Penalty Zone
WA Rule TR54.7.5 - Fourth red card (when Penalty Zone used)

INTERMEDIATE TIMES

1 KM	3:52	Caio BONFIM	2 KM	7:46	Koki IKEDA
3 KM	11:37	Koki IKEDA	4 KM	15:29	Koki IKEDA
5 KM	19:18	Koki IKEDA	6 KM	23:09	Koki IKEDA
7 KM	27:02	Koki IKEDA	8 KM	30:54	Koki IKEDA
9 KM	34:44	Koki IKEDA	10 KM	38:37	Koki IKEDA
11 KM	42:32	Koki IKEDA	12 KM	46:26	Koki IKEDA
13 KM	50:21	Koki IKEDA	14 KM	54:20	Koki IKEDA
15 KM	58:17	Álvaro MARTÍN	16 KM	1:02:05	Álvaro MARTÍN
17 KM	1:05:56	Álvaro MARTÍN	18 KM	1:09:47	Álvaro MARTÍN
19 KM	1:13:37	Álvaro MARTÍN			

ALL-TIME OUTDOOR TOP LIST

RESULT	NAME	VENUE	DATE
1:16:36	Yusuke SUZUKI (JPN)	Nomi (JPN)	15 Mar 15
1:16:43	Serqey MOROZOV (RUS)	Saransk (RUS)	8 Jun 08
1:16:54	Kaihua WANG (CHN)	Huangshan (CHN)	20 Mar 21
1:17:02	Yohann DINIZ (FRA)	Arles (FRA)	8 Mar 15
1:17:15	Toshikazu YAMANISHI (JPN)	Nomi (JPN)	17 Mar 19
1:17:16	Vladimir KANAYKIN (RUS)	Saransk (RUS)	29 Sep 07
1:17:21	Jefferson PÉREZ (ECU)	Paris-St-Denis (FRA)	23 Aug 03
1:17:22	Francisco Javier FERNÁNDEZ (ESP)	Turku (FIN)	28 Apr 02
1:17:23	Vladimir STANKIN (RUS)	Sochi (RUS)	8 Feb 04
1:17:24	Masatora KAWANO (JPN)	Nomi (JPN)	17 Mar 19

2023 OUTDOOR TOP LIST

RESULT	NAME	VENUE	2023
1:17:32	Álvaro MARTÍN (ESP)	Budapest	19 Aug
1:17:38	Jun ZHANG (CHN)	Taicang (CHN)	8 Apr
1:17:39	Perseus KARLSTRÖM (SWE)	Budapest	19 Aug
1:17:47	Caio BONFIM (BRA)	Budapest	19 Aug
1:18:03	Evan DUNFEE (CAN)	Budapest	19 Aug
1:18:12	Christopher LINKE (GER)	Budapest	19 Aug
1:18:22	Veli-Matti PARTANEN (FIN)	Budapest	19 Aug
1:18:26	Brian Daniel PINTADO (ECU)	Budapest	19 Aug
1:18:30	Declan TINGAY (AUS)	Budapest	19 Aug
1:18:34	Samuel Kireri GATHIMBA (KEN)	Budapest	19 Aug

RACE ANALYSIS

20 Kilometres Race Walk Men - Final



INTERMEDIATES UPDATED

19 August 2023 10:49 START TIME 19° C 100 %
TEMPERATURE HUMIDITY
12:22 END TIME 21° C 94 %

1	1 KM	2	2 KM	3	3 KM	4	4 KM	5	5 KM	6	6 KM	7	7 KM	8	8 KM	9	9 KM	10	10 KM
11	11 KM	12	12 KM	13	13 KM	14	14 KM	15	15 KM	16	16 KM	17	17 KM	18	18 KM	19	19 KM		

1	324	Álvaro MARTÍN															ESP	18 Jun 94	1:17:32	WL
1	3:53	2	3:54	3	3:52	4	3:55	5	3:52	6	3:53	7	3:55	8	3:54	9	3:54	10	3:56	
	3:53 (5)		7:47 (5)		11:39 (5)		15:34 (7)		19:26 (3)		23:19 (4)		27:14 (5)		31:08 (6)		35:02 (6)		38:58 (6)	
11	3:54	12	3:56	13	3:53	14	3:53	15	3:43	16	3:48	17	3:51	18	3:51	19	3:50		3:55	
	42:52 (5)		46:48 (7)		50:41 (5)		54:34 (4)		58:17 (1)		1:02:05 (1)		1:05:56 (1)		1:09:47 (1)		1:13:37 (1)			

2	379	Perseus KARLSTRÖM															SWE	2 May 90	1:17:39	NR
1	3:53	2	3:56	3	3:52	4	3:54	5	3:53	6	3:52	7	3:55	8	3:54	9	3:53	10	3:56	
	3:53 (6)		7:49 (13)		11:41 (13)		15:35 (17)		19:28 (14)		23:20 (10)		27:15 (9)		31:09 (12)		35:02 (5)		38:58 (4)	
11	3:54	12	3:55	13	3:54	14	3:53	15	3:52	16	3:50	17	3:50	18	3:51	19	3:54		3:48	
	42:52 (4)		46:47 (5)		50:41 (4)		54:34 (5)		58:26 (4)		1:02:16 (3)		1:06:06 (3)		1:09:57 (2)		1:13:51 (3)			

3	304	Caio BONFIM															BRA	19 Mar 91	1:17:47	NR
1	3:52	2	3:55	3	3:52	4	3:54	5	3:54	6	3:53	7	3:56	8	3:52	9	3:53	10	3:51	
	3:52 (1)		7:47 (2)		11:39 (4)		15:33 (5)		19:27 (8)		23:20 (8)		27:16 (14)		31:08 (4)		35:01 (3)		38:52 (3)	
11	3:51	12	3:54	13	3:54	14	3:56	15	3:53	16	3:51	17	3:53	18	3:53	19	3:53		3:57	
	42:43 (2)		46:37 (2)		50:31 (2)		54:27 (2)		58:20 (3)		1:02:11 (2)		1:06:04 (2)		1:09:57 (3)		1:13:50 (2)			

4	306	Evan DUNFEE															CAN	28 Sep 90	1:18:03	NR
1	3:58	2	3:54	3	3:51	4	3:53	5	3:54	6	3:52	7	3:53	8	3:54	9	3:54	10	3:56	
	3:58 (36)		7:52 (30)		11:43 (23)		15:36 (20)		19:30 (22)		23:22 (17)		27:15 (13)		31:09 (10)		35:03 (11)		38:59 (13)	
11	3:54	12	3:55	13	3:54	14	3:52	15	3:52	16	3:51	17	3:58	18	3:56	19	3:58		3:54	
	42:53 (11)		46:48 (10)		50:42 (7)		54:34 (6)		58:26 (5)		1:02:17 (4)		1:06:15 (4)		1:10:11 (4)		1:14:09 (4)			

5	335	Christopher LINKE															GER	24 Oct 88	1:18:12	NR
1	3:56	2	3:54	3	3:51	4	3:53	5	3:54	6	3:51	7	3:56	8	3:55	9	3:53	10	3:55	
	3:56 (26)		7:50 (21)		11:41 (15)		15:34 (10)		19:28 (9)		23:19 (7)		27:15 (7)		31:10 (13)		35:03 (13)		38:58 (11)	
11	3:54	12	3:56	13	3:54	14	3:56	15	3:55	16	3:56	17	3:56	18	3:59	19	3:56		3:52	
	42:52 (8)		46:48 (9)		50:42 (8)		54:38 (8)		58:33 (8)		1:02:29 (6)		1:06:25 (5)		1:10:24 (5)		1:14:20 (5)			

6	329	Veli-Matti PARTANEN															FIN	28 Oct 91	1:18:22	NR
1	3:54	2	3:55	3	3:52	4	3:53	5	3:55	6	3:52	7	3:54	8	3:54	9	3:54	10	3:55	
	3:54 (11)		7:49 (7)		11:41 (12)		15:34 (13)		19:29 (18)		23:21 (13)		27:15 (12)		31:09 (9)		35:03 (12)		38:58 (10)	
11	3:55	12	3:55	13	3:55	14	3:56	15	3:56	16	3:56	17	3:56	18	4:00	19	3:59		3:56	
	42:53 (13)		46:48 (11)		50:43 (9)		54:39 (10)		58:35 (9)		1:02:31 (7)		1:06:27 (7)		1:10:27 (6)		1:14:26 (6)			

7	320	Brian Daniel PINTADO															ECU	29 Jul 95	1:18:26	PB
1	3:52	2	3:55	3	3:53	4	3:53	5	3:53	6	3:54	7	3:54	8	3:53	9	3:55	10	3:56	
	3:52 (3)		7:47 (4)		11:40 (6)		15:33 (4)		19:26 (5)		23:20 (12)		27:14 (4)		31:07 (3)		35:02 (4)		38:58 (12)	
11	3:55	12	3:54	13	3:56	14	3:56	15	3:57	16	3:56	17	3:56	18	4:02	19	4:00		3:56	
	42:53 (10)		46:47 (4)		50:43 (11)		54:39 (9)		58:36 (10)		1:02:32 (8)		1:06:28 (8)		1:10:30 (7)		1:14:30 (7)			

8	303	Declan TINGAY															AUS	6 Feb 99	1:18:30	PB
1	3:55	2	3:54	3	3:51	4	3:54	5	3:53	6	3:52	7	3:55	8	3:54	9	3:54	10	3:56	
	3:55 (19)		7:49 (8)		11:40 (8)		15:34 (6)		19:27 (7)		23:19 (6)		27:14 (6)		31:08 (7)		35:02 (8)		38:58 (7)	
11	3:54	12	3:56	13	3:55	14	3:57	15	3:59	16	4:00	17	4:01	18	4:02	19	4:00		3:48	
	42:52 (7)		46:48 (8)		50:43 (10)		54:40 (12)		58:39 (12)		1:02:39 (12)		1:06:40 (10)		1:10:42 (10)		1:14:42 (9)			

9	360	Samuel Kireri GATHIMBA															KEN	26 Oct 87	1:18:34	SB
1	3:54	2	3:55	3	3:51	4	3:54	5	3:54	6	3:52	7	3:55	8	3:54	9	3:53	10	3:56	
	3:54 (9)		7:49 (12)		11:40 (10)		15:34 (11)		19:28 (11)		23:20 (9)		27:15 (11)		31:09 (11)		35:02 (9)		38:58 (5)	
11	3:54	12	3:55	13	3:54	14	3:54	15	3:56	16	4:01	17	4:05	18	3:59	19	4:02		3:56	
	42:52 (6)		46:47 (6)		50:41 (6)		54:35 (7)		58:31 (6)		1:02:32 (9)		1:06:37 (9)		1:10:36 (8)		1:14:38 (8)			

10	330	Gabriel BORDIER															FRA	8 Oct 97	1:18:59	PB
1	3:56	2	3:54	3	3:54	4	3:56	5	3:58	6	4:00	7	3:59	8	3:56	9	3:55	10	3:58	
	3:56 (20)		7:50 (20)		11:44 (27)		15:40 (25)		19:38 (26)		23:38 (25)		27:37 (23)		31:33 (23)		35:28 (22)		39:26 (19)	
11	3:56	12	4:00	13	3:56	14	4:01	15	3:56	16	3:55	17	3:56	18	3:58	19	3:57		3:58	
	43:22 (18)		47:22 (19)		51:18 (16)		55:19 (17)		59:15 (16)		1:03:10 (14)		1:07:06 (13)		1:11:04 (13)		1:15:01 (11)			

RACE ANALYSIS
20 Kilometres Race Walk Men

INTERMEDIATES UPDATED

11 349 Francesco FORTUNATO											ITA	13 Dec 94	1:19:01							
1	3:56	2	3:55	3	3:53	4	3:53	5	3:53	6	3:55	7	3:54	8	3:54	9	3:58	10	3:57	
	3:56 (27)		7:51 (27)		11:44 (26)		15:37 (21)		19:30 (21)		23:25 (19)		27:19 (18)		31:13 (17)		35:11 (17)		39:08 (16)	
11	3:59	12	3:58	13	4:01	14	4:01	15	4:04	16	4:01	17	4:02	18	4:03	19	4:01		3:44	
	43:07 (15)		47:05 (14)		51:06 (14)		55:06 (14)		59:10 (14)		1:03:11 (15)		1:07:13 (14)		1:11:16 (14)		1:15:17 (13)			
12 355 Yuta KOGA											JPN	15 Jul 99	1:19:02	SB						
1	3:54	2	3:55	3	3:51	4	3:54	5	3:54	6	3:52	7	3:55	8	3:54	9	3:53	10	3:56	
	3:54 (15)		7:49 (15)		11:40 (11)		15:34 (12)		19:28 (12)		23:20 (11)		27:15 (10)		31:09 (8)		35:02 (10)		38:58 (9)	
11	3:55	12	3:55	13	3:56	14	3:56	15	3:57	16	4:01	17	4:04	18	4:05	19	4:09		4:06	
	42:53 (9)		46:48 (12)		50:44 (12)		54:40 (11)		58:37 (11)		1:02:38 (11)		1:06:42 (11)		1:10:47 (11)		1:14:56 (10)			
13 321 Alberto AMEZCUA											ESP	10 May 92	1:19:28	PB						
1	3:56	2	3:56	3	3:54	4	3:54	5	3:58	6	4:00	7	3:59	8	3:56	9	3:55	10	3:58	
	3:56 (23)		7:52 (29)		11:46 (29)		15:40 (28)		19:38 (25)		23:38 (24)		27:37 (24)		31:33 (22)		35:28 (20)		39:26 (20)	
11	3:56	12	3:59	13	3:58	14	4:00	15	3:58	16	3:59	17	4:02	18	4:04	19	4:04		4:02	
	43:22 (19)		47:21 (18)		51:19 (17)		55:19 (16)		59:17 (17)		1:03:16 (16)		1:07:18 (16)		1:11:22 (15)		1:15:26 (15)			
14 301 Rhydian COWLEY											AUS	4 Jan 91	1:19:31	>						
1	3:58	2	3:57	3	3:56	4	3:57	5	4:01	6	3:57	7	3:57	8	3:57	9	3:58	10	3:59	
	3:58 (37)		7:55 (36)		11:51 (31)		15:48 (30)		19:49 (30)		23:46 (30)		27:43 (27)		31:40 (27)		35:38 (25)		39:37 (24)	
11	3:57	12	3:59	13	4:02	14	4:04	15	4:03	16	3:59	17	4:00	18	4:02	19	3:59		3:49	
	43:34 (22)		47:33 (22)		51:35 (22)		55:39 (22)		59:42 (22)		1:03:41 (19)		1:07:41 (18)		1:11:43 (17)		1:15:42 (16)			
15 353 Koki IKEDA											JPN	3 May 98	1:19:44	>						
1	3:52	2	3:54	3	3:51	4	3:52	5	3:49	6	3:51	7	3:53	8	3:52	9	3:50	10	3:53	
	3:52 (2)		7:46 (1)		11:37 (1)		15:29 (1)		19:18 (1)		23:09 (1)		27:02 (1)		30:54 (1)		34:44 (1)		38:37 (1)	
11	3:55	12	3:54	13	3:55	14	3:59	15	3:57	16	4:02	17	4:06	18	4:13	19	4:26		4:40	
	42:32 (1)		46:26 (1)		50:21 (1)		54:20 (1)		58:17 (2)		1:02:19 (5)		1:06:25 (6)		1:10:38 (9)		1:15:04 (12)			
16 380 Salih KORKMAZ											TUR	1 Jan 97	1:19:49	SB						
1	3:52	2	3:55	3	3:51	4	3:55	5	3:53	6	3:53	7	3:54	8	3:53	9	3:54	10	3:52	
	3:52 (4)		7:47 (3)		11:38 (2)		15:33 (3)		19:26 (4)		23:19 (2)		27:13 (2)		31:06 (2)		35:00 (2)		38:52 (2)	
11	3:51	12	3:54	13	3:54	14	3:58	15	4:03	16	4:05	17	4:06	18	4:19	19	4:20		4:27	
	42:43 (3)		46:37 (3)		50:31 (3)		54:29 (3)		58:32 (7)		1:02:37 (10)		1:06:43 (12)		1:11:02 (12)		1:15:22 (14)			
17 370 César Augusto RODRÍGUEZ											PER	26 Jun 97	1:19:52	NR						
1	3:56	2	3:58	3	3:57	4	3:58	5	4:00	6	3:57	7	3:57	8	3:58	9	3:57	10	3:59	
	3:56 (24)		7:54 (35)		11:51 (33)		15:49 (32)		19:49 (31)		23:46 (29)		27:43 (28)		31:41 (28)		35:38 (27)		39:37 (25)	
11	3:58	12	3:57	13	4:01	14	4:03	15	4:03	16	4:03	17	4:04	18	4:04	19	4:05		3:57	
	43:35 (23)		47:32 (21)		51:33 (21)		55:36 (21)		59:39 (19)		1:03:42 (20)		1:07:46 (19)		1:11:50 (19)		1:15:55 (18)			
18 366 Andres Eduardo OLIVAS NÚÑEZ											MEX	27 May 98	1:19:55	SB						
1	3:57	2	3:54	3	3:52	4	3:55	5	3:52	6	3:51	7	3:55	8	3:56	9	3:56	10	3:59	
	3:57 (32)		7:51 (28)		11:43 (24)		15:38 (23)		19:30 (20)		23:21 (16)		27:16 (16)		31:12 (16)		35:08 (15)		39:07 (14)	
11	3:55	12	4:04	13	4:01	14	4:00	15	4:07	16	4:04	17	4:06	18	4:11	19	4:10		4:10	
	43:02 (14)		47:06 (15)		51:07 (15)		55:07 (15)		59:14 (15)		1:03:18 (17)		1:07:24 (17)		1:11:35 (16)		1:15:45 (17)			
19 318 David HURTADO											ECU	21 Apr 99	1:20:07							
1	3:58	2	4:00	3	4:00	4	3:56	5	3:55	6	3:57	7	3:56	8	3:57	9	3:59	10	3:59	
	3:58 (35)		7:58 (37)		11:58 (35)		15:54 (34)		19:49 (32)		23:46 (31)		27:42 (26)		31:39 (25)		35:38 (24)		39:37 (26)	
11	3:58	12	3:57	13	3:58	14	4:05	15	4:04	16	4:04	17	4:13	18	4:07	19	4:07		3:57	
	43:35 (24)		47:32 (20)		51:30 (20)		55:35 (20)		59:39 (21)		1:03:43 (21)		1:07:56 (22)		1:12:03 (21)		1:16:10 (19)			
20 319 Jordy Rafael JIMÉNEZ ARROBO											ECU	11 Feb 94	1:20:08	PB						
1	3:55	2	3:55	3	3:52	4	3:53	5	3:53	6	3:53	7	3:56	8	3:54	9	3:58	10	4:00	
	3:55 (18)		7:50 (19)		11:42 (19)		15:35 (15)		19:28 (13)		23:21 (14)		27:17 (17)		31:11 (15)		35:09 (16)		39:09 (17)	
11	4:02	12	4:00	13	4:08	14	4:09	15	4:11	16	4:10	17	4:07	18	4:08	19	4:09		3:55	
	43:11 (17)		47:11 (16)		51:19 (19)		55:28 (19)		59:39 (20)		1:03:49 (22)		1:07:56 (21)		1:12:04 (22)		1:16:13 (20)			
21 358 Eiki TAKAHASHI											JPN	19 Nov 92	1:20:25							
1	3:53	2	3:55	3	3:52	4	3:54	5	3:54	6	3:53	7	3:55	8	3:54	9	3:58	10	3:59	
	3:53 (8)		7:48 (6)		11:40 (9)		15:34 (9)		19:28 (10)		23:21 (15)		27:16 (15)		31:10 (14)		35:08 (14)		39:07 (15)	
11	4:03	12	4:03	13	4:06	14	4:06	15	4:07	16	4:07	17	4:12	18	4:10	19	4:13		4:11	
	43:10 (16)		47:13 (17)		51:19 (18)		55:25 (18)		59:32 (18)		1:03:39 (18)		1:07:51 (20)		1:12:01 (20)		1:16:14 (21)			

RACE ANALYSIS
20 Kilometres Race Walk Men

INTERMEDIATES UPDATED

22		369		Luis Henry CAMPOS							PER		11 Oct 95	1:20:56	PB				
1	3:56	2	3:57	3	3:59	4	3:58	5	3:59	6	3:57	7	3:58	8	3:57	9	3:58	10	4:01
	3:56 (30)		7:53 (31)		11:52 (34)		15:50 (33)		19:49 (34)		23:46 (32)		27:44 (29)		31:41 (29)		35:39 (28)		39:40 (28)
11	4:00	12	4:05	13	4:04	14	4:04	15	4:08	16	4:09	17	4:06	18	4:07	19	4:13		4:20
	43:40 (26)		47:45 (25)		51:49 (24)		55:53 (23)		1:00:01 (23)		1:04:10 (23)		1:08:16 (23)		1:12:23 (23)		1:16:36 (22)		

23		339		Máté HELEBRANDT							HUN		12 Jan 89	1:21:16	PB				
1	3:57	2	3:57	3	3:57	4	3:58	5	4:00	6	4:02	7	4:02	8	4:02	9	4:04	10	4:09
	3:57 (34)		7:54 (33)		11:51 (32)		15:49 (31)		19:49 (33)		23:51 (34)		27:53 (34)		31:55 (31)		35:59 (31)		40:08 (30)
11	4:05	12	4:08	13	4:06	14	4:05	15	4:08	16	4:09	17	4:08	18	4:09	19	4:11		3:59
	44:13 (30)		48:21 (29)		52:27 (29)		56:32 (29)		1:00:40 (28)		1:04:49 (27)		1:08:57 (25)		1:13:06 (24)		1:17:17 (23)		

24		359		Toshikazu YAMANISHI							JPN		15 Feb 96	1:21:39					
1	3:54	2	3:55	3	3:50	4	3:54	5	3:53	6	3:53	7	3:56	8	3:59	9	4:04	10	4:00
	3:54 (10)		7:49 (9)		11:39 (3)		15:33 (2)		19:26 (2)		23:19 (3)		27:15 (8)		31:14 (18)		35:18 (18)		39:18 (18)
11	4:10	12	4:05	13	4:13	14	4:09	15	4:16	16	4:22	17	4:25	18	4:20	19	4:16		4:05
	43:28 (20)		47:33 (25)		51:46 (23)		55:55 (24)		1:00:11 (24)		1:04:33 (24)		1:08:58 (26)		1:13:18 (26)		1:17:34 (25)		

25		363		Noel CHAMA							MEX		15 Sep 97	1:21:51					
1	3:54	2	3:55	3	3:53	4	3:53	5	3:54	6	3:53	7	4:00	8	4:03	9	4:03	10	4:08
	3:54 (16)		7:49 (16)		11:42 (17)		15:35 (16)		19:29 (16)		23:22 (18)		27:22 (19)		31:25 (20)		35:28 (21)		39:36 (23)
11	4:09	12	4:18	13	4:13	14	4:14	15	4:15	16	4:14	17	4:12	18	4:13	19	4:12		4:15
	43:45 (28)		48:03 (28)		52:16 (28)		56:30 (28)		1:00:45 (29)		1:04:59 (28)		1:09:11 (28)		1:13:24 (28)		1:17:36 (26)		

26		313		Eider ARÉVALO							COL		9 Mar 93	1:21:55					
1	3:54	2	3:55	3	3:52	4	3:54	5	3:53	6	4:02	7	4:03	8	4:07	9	4:18	10	4:15
	3:54 (13)		7:49 (11)		11:41 (14)		15:35 (14)		19:28 (15)		23:30 (22)		27:33 (22)		31:40 (26)		35:58 (30)		40:13 (31)
11	4:10	12	4:09	13	4:07	14	4:08	15	4:16	16	4:16	17	4:16	18	4:15	19	4:02		4:03
	44:23 (31)		48:32 (32)		52:39 (30)		56:47 (30)		1:01:03 (30)		1:05:19 (29)		1:09:35 (29)		1:13:50 (29)		1:17:52 (28)		

27		344		Vikash SINGH							IND		6 Jul 96	1:21:58					
1	3:56	2	3:54	3	3:53	4	3:55	5	3:55	6	4:04	7	4:00	8	3:59	9	4:02	10	4:00
	3:56 (29)		7:50 (18)		11:43 (25)		15:38 (24)		19:33 (23)		23:37 (23)		27:37 (25)		31:36 (24)		35:38 (26)		39:38 (27)
11	4:02	12	4:05	13	4:12	14	4:13	15	4:17	16	4:13	17	4:20	18	4:22	19	4:22		4:14
	43:40 (25)		47:45 (27)		51:57 (27)		56:10 (26)		1:00:27 (26)		1:04:40 (26)		1:09:00 (27)		1:13:22 (27)		1:17:44 (27)		

28		383		Serhii SVITLYCHNYI							UKR		13 Jul 94	1:22:28	SB				
1	4:06	2	4:05	3	4:02	4	4:05	5	4:05	6	4:08	7	4:06	8	4:07	9	4:06	10	4:07
	4:06 (46)		8:11 (46)		12:13 (45)		16:18 (45)		20:23 (38)		24:31 (38)		28:37 (37)		32:44 (36)		36:50 (36)		40:57 (36)
11	4:06	12	4:07	13	4:07	14	4:10	15	4:09	16	4:08	17	4:08	18	4:12	19	4:14		4:10
	45:03 (36)		49:10 (36)		53:17 (34)		57:27 (34)		1:01:36 (33)		1:05:44 (30)		1:09:52 (30)		1:14:04 (30)		1:18:18 (29)		

29		311		Jun ZHANG							CHN		20 Jul 98	1:23:13	PZ120				
1	3:54	2	3:56	3	3:50	4	3:54	5	3:53	6	3:52	7	3:55	8	3:54	9	3:54	10	3:56
	3:54 (14)		7:50 (22)		11:40 (7)		15:34 (8)		19:27 (6)		23:19 (5)		27:14 (3)		31:08 (5)		35:02 (7)		38:58 (8)
11	3:55	12	3:56	13	3:56	14	4:01	15	4:03	16	4:10	17	4:18	18	4:32	19	6:34		4:50
	42:53 (12)		46:49 (13)		50:45 (13)		54:46 (13)		58:49 (13)		1:02:59 (13)		1:07:17 (15)		1:11:49 (18)		1:18:23 (30)		

30		348		Andrea COSI							ITA		30 Apr 01	1:23:28					
1	4:01	2	3:57	3	4:00	4	3:59	5	3:57	6	3:59	7	3:59	8	4:04	9	4:11	10	4:11
	4:01 (39)		7:58 (38)		11:58 (36)		15:57 (35)		19:54 (35)		23:53 (35)		27:52 (32)		31:56 (32)		36:07 (32)		40:18 (32)
11	4:06	12	4:08	13	4:10	14	4:17	15	4:20	16	4:26	17	4:26	18	4:25	19	4:28		4:24
	44:24 (32)		48:32 (31)		52:42 (32)		56:59 (31)		1:01:19 (31)		1:05:45 (31)		1:10:11 (31)		1:14:36 (31)		1:19:04 (31)		

31		337		José Alejandro BARRONDO							GUA		16 Sep 96	1:23:33					
1	3:56	2	3:55	3	3:53	4	3:57	5	3:58	6	4:05	7	4:04	8	4:08	9	4:13	10	4:09
	3:56 (28)		7:51 (26)		11:44 (28)		15:41 (29)		19:39 (27)		23:44 (28)		27:48 (31)		31:56 (33)		36:09 (33)		40:18 (33)
11	4:12	12	4:15	13	4:18	14	4:17	15	4:22	16	4:19	17	4:25	18	4:25	19	4:27		4:15
	44:30 (33)		48:45 (33)		53:03 (33)		57:20 (33)		1:01:42 (34)		1:06:01 (32)		1:10:26 (32)		1:14:51 (32)		1:19:18 (32)		

32		364		José Luis DOCTOR							MEX		14 Jun 96	1:23:35					
1	3:53	2	3:56	3	3:53	4	3:53	5	3:54	6	3:57	7	3:59	8	4:02	9	4:03	10	4:05
	3:53 (7)		7:49 (14)		11:42 (16)		15:35 (18)		19:29 (19)		23:26 (21)		27:25 (21)		31:27 (21)		35:30 (23)		39:35 (22)
11	4:05	12	4:05	13	4:11	14	4:14	15	4:16	16	4:14	17	4:15	18	4:15	19	4:17		6:08
	43:40 (27)		47:45 (26)		51:56 (25)		56:10 (25)		1:00:26 (25)		1:04:40 (25)		1:08:55 (24)		1:13:10 (25)		1:17:27 (24)		

RACE ANALYSIS
20 Kilometres Race Walk Men

INTERMEDIATES UPDATED

33	374	João VIEIRA	POR	20 Feb 76	1:23:37														
1	4:00	2	4:02	3	4:04	4	4:07	5	4:10	6	4:08	7	4:09	8	4:10	9	4:11	10	4:10
	4:00 (38)		8:02 (39)		12:06 (39)		16:13 (38)		20:23 (39)		24:31 (41)		28:40 (43)		32:50 (42)		37:01 (40)		41:11 (39)
11	4:13	12	4:15	13	4:17	14	4:17	15	4:15	16	4:14	17	4:15	18	4:14	19	4:16		4:10
	45:24 (39)		49:39 (37)		53:56 (37)		58:13 (37)		1:02:28 (36)		1:06:42 (35)		1:10:57 (35)		1:15:11 (34)		1:19:27 (33)		

34	377	Dominik ČERNÝ	SVK	1 Nov 97	1:23:42 PB														
1	4:06	2	4:04	3	4:03	4	4:05	5	4:06	6	4:07	7	4:07	8	4:09	9	4:13	10	4:11
	4:06 (45)		8:10 (45)		12:13 (44)		16:18 (43)		20:24 (44)		24:31 (43)		28:38 (40)		32:47 (38)		37:00 (38)		41:11 (37)
11	4:11	12	4:17	13	4:17	14	4:18	15	4:14	16	4:16	17	4:17	18	4:17	19	4:13		4:11
	45:22 (37)		49:39 (38)		53:56 (37)		58:14 (38)		1:02:28 (37)		1:06:44 (36)		1:11:01 (36)		1:15:18 (35)		1:19:31 (34)		

35	342	Paramjeet Singh BISHT	IND	3 Mar 02	1:24:02														
1	3:57	2	3:53	3	3:52	4	3:53	5	3:59	6	4:07	7	4:11	8	4:13	9	4:13	10	4:13
	3:57 (33)		7:50 (25)		11:42 (20)		15:35 (19)		19:34 (24)		23:41 (26)		27:52 (33)		32:05 (35)		36:18 (35)		40:31 (34)
11	4:16	12	4:16	13	4:15	14	4:18	15	4:23	16	4:22	17	4:24	18	4:26	19	4:25		4:26
	44:47 (34)		49:03 (34)		53:18 (35)		57:36 (35)		1:01:59 (35)		1:06:21 (34)		1:10:45 (34)		1:15:11 (33)		1:19:36 (35)		

36	305	Max Batista GONCALVES DOS SANT	BRA	9 Oct 94	1:24:10 PB														
1	4:10	2	4:09	3	4:09	4	4:09	5	4:09	6	4:12	7	4:13	8	4:13	9	4:11	10	4:11
	4:10 (47)		8:19 (47)		12:28 (47)		16:37 (47)		20:46 (47)		24:58 (46)		29:11 (45)		33:24 (45)		37:35 (45)		41:46 (44)
11	4:10	12	4:14	13	4:14	14	4:10	15	4:16	16	4:19	17	4:14	18	4:15	19	4:17		4:15
	45:56 (43)		50:10 (42)		54:24 (41)		58:34 (41)		1:02:50 (40)		1:07:09 (38)		1:11:23 (38)		1:15:38 (38)		1:19:55 (36)		

37	310	Zhaozhao WANG	CHN	1 Sep 99	1:24:23														
1	3:56	2	3:58	3	4:08	4	4:07	5	4:13	6	4:09	7	4:07	8	4:09	9	4:13	10	4:11
	3:56 (25)		7:54 (34)		12:02 (38)		16:09 (37)		20:22 (37)		24:31 (39)		28:38 (39)		32:47 (39)		37:00 (37)		41:11 (38)
11	4:13	12	4:15	13	4:17	14	4:18	15	4:14	16	4:17	17	4:22	18	4:27	19	4:27		4:22
	45:24 (38)		49:39 (39)		53:56 (38)		58:14 (39)		1:02:28 (38)		1:06:45 (37)		1:11:07 (37)		1:15:34 (37)		1:20:01 (37)		

38	336	Alexandros PAMAMICHAIL	GRE	18 Sep 88	1:24:26 SB														
1	4:01	2	4:07	3	4:12	4	4:10	5	4:15	6	4:13	7	4:13	8	4:13	9	4:16	10	4:15
	4:01 (41)		8:08 (41)		12:20 (46)		16:30 (46)		20:45 (46)		24:58 (47)		29:11 (46)		33:24 (46)		37:40 (46)		41:55 (46)
11	4:15	12	4:15	13	4:15	14	4:15	15	4:19	16	4:15	17	4:19	18	4:18	19	4:11		4:09
	46:10 (45)		50:25 (44)		54:40 (44)		58:55 (42)		1:03:14 (42)		1:07:29 (40)		1:11:48 (39)		1:16:06 (39)		1:20:17 (38)		

39	322	Diego GARCÍA CARRERA	ESP	19 Jan 96	1:25:12														
1	3:56	2	3:54	3	3:52	4	3:58	5	4:01	6	4:03	7	4:00	8	4:02	9	4:08	10	4:10
	3:56 (22)		7:50 (23)		11:42 (18)		15:40 (26)		19:41 (28)		23:44 (27)		27:44 (30)		31:46 (30)		35:54 (29)		40:04 (29)
11	4:09	12	4:11	13	4:16	14	4:24	15	4:27	16	4:31	17	4:43	18	4:48	19	4:51		4:48
	44:13 (29)		48:24 (30)		52:40 (31)		57:04 (32)		1:01:31 (32)		1:06:02 (33)		1:10:45 (33)		1:15:33 (36)		1:20:24 (39)		

40	302	Kyle SWAN	AUS	28 Mar 99	1:26:02														
1	4:06	2	4:04	3	4:03	4	4:04	5	4:06	6	4:07	7	4:08	8	4:10	9	4:12	10	4:15
	4:06 (44)		8:10 (43)		12:13 (43)		16:17 (42)		20:23 (41)		24:30 (37)		28:38 (38)		32:48 (40)		37:00 (39)		41:15 (40)
11	4:18	12	4:17	13	4:20	14	4:23	15	4:27	16	4:32	17	4:37	18	4:40	19	4:40		4:33
	45:33 (41)		49:50 (40)		54:10 (40)		58:33 (40)		1:03:00 (41)		1:07:32 (41)		1:12:09 (41)		1:16:49 (41)		1:21:29 (40)		

41	384	Nick CHRISTIE	USA	29 Sep 91	1:26:21 SB														
1	4:06	2	4:04	3	4:02	4	4:04	5	4:06	6	4:04	7	4:06	8	4:13	9	4:19	10	4:25
	4:06 (43)		8:10 (44)		12:12 (40)		16:16 (41)		20:22 (36)		24:26 (36)		28:32 (36)		32:45 (37)		37:04 (42)		41:29 (42)
11	4:27	12	4:16	13	4:23	14	4:34	15	4:32	16	4:35	17	4:41	18	4:36	19	4:31		4:17
	45:56 (42)		50:12 (43)		54:35 (43)		59:09 (44)		1:03:41 (43)		1:08:16 (42)		1:12:57 (42)		1:17:33 (42)		1:22:04 (42)		

42	338	José Eduardo ORTIZ	GUA	8 Mar 00	1:26:29														
1	3:54	2	3:55	3	3:53	4	3:58	5	4:03	6	4:04	7	4:11	8	4:07	9	4:13	10	4:13
	3:54 (12)		7:49 (17)		11:42 (21)		15:40 (27)		19:43 (29)		23:47 (33)		27:58 (35)		32:05 (34)		36:18 (34)		40:31 (35)
11	4:16	12	4:17	13	4:25	14	4:33	15	4:38	16	4:32	17	4:42	18	4:46	19	4:53		4:56
	44:47 (35)		49:04 (35)		53:29 (36)		58:02 (36)		1:02:40 (39)		1:07:12 (39)		1:11:54 (40)		1:16:40 (40)		1:21:33 (41)		

43	327	Jerry JOKINEN	FIN	18 Mar 02	1:26:54														
1	4:19	2	4:17	3	4:16	4	4:18	5	4:15	6	4:17	7	4:19	8	4:18	9	4:20	10	4:20
	4:19 (50)		8:36 (50)		12:52 (50)		17:10 (50)		21:25 (50)		25:42 (50)		30:01 (50)		34:19 (50)		38:39 (50)		42:59 (49)
11	4:17	12	4:18	13	4:20	14	4:23	15	4:22	16	4:26	17	4:32	18	4:33	19	4:26		4:18
	47:16 (48)		51:34 (47)		55:54 (47)		1:00:17 (47)		1:04:39 (46)		1:09:05 (45)		1:13:37 (45)		1:18:10 (44)		1:22:36 (43)		

RACE ANALYSIS
20 Kilometres Race Walk Men

INTERMEDIATES UPDATED

44	308	Wenchao NIU	CHN	20 Apr 98	1:27:26														
1	3:54	2	3:59	3	4:09	4	4:11	5	4:10	6	4:10	7	4:19	8	4:23	9	4:20	10	4:19
	3:54 (17)		7:53 (32)		12:02 (37)		16:13 (39)		20:23 (40)		24:33 (44)		28:52 (44)		33:15 (44)		37:35 (44)		41:54 (45)
11	4:22	12	4:27	13	4:26	14	4:28	15	4:22	16	4:34	17	4:36	18	4:48	19	4:52		4:37
	46:16 (46)		50:43 (45)		55:09 (45)		59:37 (45)		1:03:59 (45)		1:08:33 (44)		1:13:09 (43)		1:17:57 (43)		1:22:49 (44)		

45	300	Juan Manuel CANO	ARG	12 Dec 87	1:27:29	--													
1	4:14	2	4:11	3	4:14	4	4:15	5	4:15	6	4:18	7	4:18	8	4:19	9	4:20	10	4:22
	4:14 (49)		8:25 (49)		12:39 (49)		16:54 (49)		21:09 (49)		25:27 (49)		29:45 (49)		34:04 (49)		38:24 (49)		42:46 (47)
11	4:23	12	4:26	13	4:29	14	4:28	15	4:29	16	4:30	17	4:30	18	4:30	19	4:31		4:27
	47:09 (47)		51:35 (48)		56:04 (48)		1:00:32 (48)		1:05:01 (47)		1:09:31 (46)		1:14:01 (46)		1:18:31 (46)		1:23:02 (45)		

46	314	Cesar Alberto HERRERA CORTEZ	COL	28 Jan 99	1:27:47	--													
1	4:01	2	4:06	3	4:05	4	4:04	5	4:07	6	4:08	7	4:08	8	4:11	9	4:13	10	4:12
	4:01 (40)		8:07 (40)		12:12 (41)		16:16 (40)		20:23 (42)		24:31 (42)		28:39 (41)		32:50 (41)		37:03 (41)		41:15 (41)
11	4:13	12	4:25	13	4:33	14	4:33	15	4:42	16	4:43	17	4:56	18	4:54	19	4:48		4:45
	45:28 (40)		49:53 (41)		54:26 (42)		58:59 (43)		1:03:41 (44)		1:08:24 (43)		1:13:20 (44)		1:18:14 (45)		1:23:02 (46)		

47	343	Akashdeep SINGH	IND	22 Nov 99	1:31:12	>>													
1	3:57	2	3:53	3	4:00	4	4:10	5	4:24	6	4:27	7	4:23	8	4:21	9	4:38	10	4:38
	3:57 (31)		7:50 (24)		11:50 (30)		16:00 (36)		20:24 (45)		24:51 (45)		29:14 (47)		33:35 (48)		38:13 (48)		42:51 (48)
11	4:55	12	4:47	13	4:57	14	4:56	15	4:50	16	4:53	17	4:56	18	4:51	19	4:48		4:28
	47:46 (49)		52:33 (50)		57:30 (50)		1:02:26 (50)		1:07:16 (49)		1:12:09 (47)		1:17:05 (47)		1:21:56 (47)		1:26:44 (47)		

346	David KENNY	IRL	10 Jan 99	DNF															
1	4:06	2	4:04	3	4:03	4	4:05	5	4:05	6	4:08	7	4:08	8	4:11	9	4:19	10	4:25
	4:06 (42)		8:10 (42)		12:13 (42)		16:18 (44)		20:23 (43)		24:31 (40)		28:39 (42)		32:50 (43)		37:09 (43)		41:34 (43)
11	4:32	12	4:37	13	4:41	14	4:48	15	4:53										
	46:06 (44)		50:43 (46)		55:24 (46)		1:00:12 (46)		1:05:05 (48)										

352	Massimo STANO	ITA	27 Feb 92	DNF															
1	3:56	2	3:53	3	3:54	4	3:54	5	3:52	6	3:56	7	4:00	8	3:58	9	4:03	10	4:00
	3:56 (21)		7:49 (10)		11:43 (22)		15:37 (22)		19:29 (17)		23:25 (20)		27:25 (20)		31:23 (19)		35:26 (19)		39:26 (21)
11	4:06	12	4:02	13	4:22	14	4:18	15	4:23										
	43:32 (21)		47:34 (24)		51:56 (26)		56:14 (27)		1:00:37 (27)										

362	Marius ŽIŪKAS	LTU	29 Jun 85	DQ TR54.7.5	>>>~														
1	4:10	2	4:13	3	4:12	4	4:10	5	4:11	6	4:11	7	4:11	8	4:14	9	4:14	10	6:12
	4:10 (48)		8:23 (48)		12:35 (48)		16:45 (48)		20:56 (48)		25:07 (48)		29:18 (48)		33:32 (47)		37:46 (47)		43:58 (50)
11	4:06	12	4:12	13	4:14	14	4:16												
	48:04 (50)		52:16 (49)		56:30 (49)		1:00:46 (49)												

NOTE WA Rule PZ120 - 120sec Penalty Zone
WA Rule TR54.7.5 - Fourth red card (when Penalty Zone used)

RESULTS

35 Kilometres Race Walk Men - Final



BIB 329 RED CARDS AMENDED

RECORDS	RESULT	NAME	COUNTRY	AGE	VENUE	DATE
Championships Record CR	2:23:14	Massimo STANO	ITA	30	Eugene, OR (USA)	24 Jul 2022
World Leading WL	2:22:55	Xianghong HE	CHN	25	Huangshan (CHN)	4 Mar 2023
Area Record AR		National Record NR		Personal Best PB		Season Best SB

24 August 2023 07:00 START TIME
10:12 END TIME
22° C TEMPERATURE
28° C
81 % HUMIDITY
60 %

PLACE	BIB	NAME	COUNTRY	DATE of BIRTH	RESULT	RECORDS	RED CARDS
1	324	Álvaro MARTÍN	ESP	18 Jun 94	2:24:30	NR	
2	320	Brian Daniel PINTADO	ECU	29 Jul 95	2:24:34	AR	+ 4 ~ ~
3	354	Masatora KAWANO	JPN	23 Oct 98	2:25:12	SB	+ 42 ~
4	306	Evan DUNFEE	CAN	28 Sep 90	2:25:28	SB	+ 58 >
5	335	Christopher LINKE	GER	24 Oct 88	2:25:35	NR	+ 1:05
6	357	Tomohiro NODA	JPN	24 Jan 96	2:25:50		+ 1:20
7	352	Massimo STANO	ITA	27 Feb 92	2:25:59	SB	+ 1:29
8	379	Perseus KARLSTRÖM	SWE	2 May 90	2:27:03	SB	+ 2:33 >
9	334	Karl JUNGHANNß	GER	6 Apr 96	2:27:08	PB	+ 2:38
10	304	Caio BONFIM	BRA	19 Mar 91	2:27:45		+ 3:15 ~ ~
11	367	Ricardo ORTIZ	MEX	7 Feb 95	2:29:14	SB	+ 4:44 ~
12	323	Miguel Ángel LÓPEZ	ESP	3 Jul 88	2:29:32		+ 5:02
13	356	Satoshi MARUO	JPN	28 Nov 91	2:29:52		+ 5:22 ~ ~
14	331	Kevin CAMPION	FRA	23 May 88	2:30:18	SB	+ 5:48
15	347	Andrea AGRUSTI	ITA	30 Aug 95	2:30:32		+ 6:02 > >
16	351	Riccardo ORSONI	ITA	20 Jan 00	2:31:41		+ 7:11 >
17	315	José MONTANA	COL	21 Mar 92	2:31:45	SB	+ 7:15 > ~
18	329	Veli-Matti PARTANEN	FIN	28 Oct 91	2:32:28 *		+ 7:58 ~ > ~
19	377	Dominik ČERNÝ	SVK	1 Nov 97	2:32:56	PB	+ 8:26 > >
20	350	Matteo GIUPPONI	ITA	8 Oct 88	2:34:58	SB	+ 10:28
21	376	Wayne SNYMAN	RSA	8 Mar 85	2:35:13	SB	+ 10:43
22	326	Marc TUR	ESP	30 Nov 94	2:36:04		+ 11:34 > >
23	307	Xianghong HE	CHN	1 Jul 98	2:37:21		+ 12:51
24	345	Brendan BOYCE	IRL	8 Oct 86	2:37:26	SB	+ 12:56 > >
25	328	Aleksi OJALA	FIN	9 Dec 92	2:38:34		+ 14:04 ~
26	372	Jakub JELONEK	POL	7 Jul 85	2:38:45	PZ210	+ 14:15 > > ~
27	341	Ram BABOO	IND	20 Mar 99	2:39:07	PZ210	+ 14:37 ~ ~ ~
28	309	Qin WANG	CHN	8 May 94	2:39:19		+ 14:49 ~
29	368	Ever Jair PALMA OLIVARES	MEX	18 Mar 92	2:39:40	SB	+ 15:10 ~
30	340	Bence VENYERCSÁN	HUN	8 Jan 96	2:40:34		+ 16:04 >
31	365	José LEYVER	MEX	12 Nov 85	2:41:34	PZ210	+ 17:04 ~ ~ ~
32	361	Arnis RUMBENIEKS	LAT	4 Apr 88	2:43:36		+ 19:06 >
33	382	Ihor HLAVAN	UKR	25 Sep 90	2:45:18		+ 20:48 >
	313	Eider ARÉVALO	COL	9 Mar 93	DNF		
	381	Ivan BANZERUK	UKR	9 Feb 90	DNF		
	317	Andrés CHOCHO	ECU	4 Nov 83	DNF		
	301	Rhydian COWLEY	AUS	4 Jan 91	DNF		>
	333	Carl DOHMANN	GER	18 May 90	DNF		
	375	Narcis Stefan MIHĂILĂ	ROU	4 Aug 87	DNF		
	336	Alexandros PAPAMICHAIL	GRE	18 Sep 88	DNF		~ >
	373	Dawid TOMALA	POL	27 Aug 89	DNF		
	374	João VIEIRA	POR	20 Feb 76	DNF		
	371	Artur BRZOZOWSKI	POL	29 Mar 85	DQ TR54.7.5		> ~ > >

RESULTS
35 Kilometres Race Walk Men

BIB 329 RED CARDS AMENDED

378	Michal MORVAY	SVK	19 Aug 96	DQ TR54.7.5	> > > >
332	Aurélien QUINION	FRA	27 Jan 93	DQ TR54.7.5	~ ~ ~ ~
316	Juan José SOTO	COL	22 Aug 99	DQ TR54.7.5	> ~ > >
312	Yangben ZHAXI	CHN	15 Apr 96	DQ TR54.7.5	~ > ~ >
369	Luis Henry CAMPOS	PER	11 Oct 95	DNS	
370	César Augusto RODRÍGUEZ	PER	26 Jun 97	DNS	

NOTE * - 3.5 Minutes penalty added (TR 54.7.4)
WA Rule PZ210 - 210sec Penalty Zone
WA Rule TR54.7.5 - Fourth red card (when Penalty Zone used)

INTERMEDIATE TIMES

1 KM	4:08	Xianghong HE	2 KM	8:11	Massimo STANO
3 KM	12:21	Xianghong HE	4 KM	16:31	Evan DUNFEE
5 KM	20:39	Miguel Ángel LÓPEZ	6 KM	24:51	Evan DUNFEE
7 KM	29:06	Evan DUNFEE	8 KM	33:16	Xianghong HE
9 KM	37:28	Xianghong HE	10 KM	41:33	Perseus KARLSTRÖM
11 KM	45:46	Xianghong HE	12 KM	49:56	Evan DUNFEE
13 KM	54:09	Evan DUNFEE	14 KM	58:14	Aurélien QUINION
15 KM	1:02:21	Aurélien QUINION	16 KM	1:06:29	Aurélien QUINION
17 KM	1:10:40	Aurélien QUINION	18 KM	1:14:48	Aurélien QUINION
19 KM	1:18:59	Aurélien QUINION	20 KM	1:23:08	Aurélien QUINION
21 KM	1:27:18	Aurélien QUINION	22 KM	1:31:23	Aurélien QUINION
23 KM	1:35:33	Aurélien QUINION	24 KM	1:39:41	Aurélien QUINION
25 KM	1:43:50	Aurélien QUINION	26 KM	1:47:59	Aurélien QUINION
27 KM	1:52:08	Aurélien QUINION	28 KM	1:56:17	Aurélien QUINION
29 KM	2:00:30	Aurélien QUINION	30 KM	2:04:33	Álvaro MARTÍN
31 KM	2:08:34	Brian Daniel PINTADO	32 KM	2:12:34	Brian Daniel PINTADO
33 KM	2:16:37	Brian Daniel PINTADO	34 KM	2:20:30	Álvaro MARTÍN

ALL-TIME OUTDOOR TOP LIST

RESULT	NAME	VENUE	DATE
2:21:31	Vladimir KANAYKIN (RUS)	Sochi (RUS)	19 Feb 06
2:22:55	Xianghong HE (CHN)	Huangshan (CHN)	4 Mar 23
2:23:13	Tomohiro NODA (JPN)	Wajima (JPN)	16 Apr 23
2:23:14	Massimo STANO (ITA)	Eugene, OR (USA)	24 Jul 22
2:23:15	Masatora KAWANO (JPN)	Eugene, OR (USA)	24 Jul 22
2:23:44	Perseus KARLSTRÖM (SWE)	Eugene, OR (USA)	24 Jul 22
2:24:19	Sergey KOZHEVNIKOV (RUS)	Sochi (RUS)	13 Feb 09
2:24:25	Sergey BAKULIN (RUS)	Sochi (RUS)	1 Mar 09
2:24:30	Álvaro MARTÍN (ESP)	Budapest	24 Aug 23
2:24:34	Brian Daniel PINTADO (ECU)	Budapest	24 Aug 23

2023 OUTDOOR TOP LIST

RESULT	NAME	VENUE	2023
2:22:55	Xianghong HE (CHN)	Huangshan (CHN)	4 Mar
2:23:13	Tomohiro NODA (JPN)	Wajima (JPN)	16 Apr
2:24:19	Sergey KOZHEVNIKOV (RUS)	Sochi (RUS)	13 Feb
2:24:30	Álvaro MARTÍN (ESP)	Budapest	24 Aug
2:24:34	Brian Daniel PINTADO (ECU)	Budapest	24 Aug
2:25:12	Masatora KAWANO (JPN)	Budapest	24 Aug
2:25:28	Evan DUNFEE (CAN)	Budapest	24 Aug
2:25:35	Christopher LINKE (GER)	Budapest	24 Aug
2:25:49	Satoshi MARUO (JPN)	Wajima (JPN)	16 Apr
2:25:59	Massimo STANO (ITA)	Budapest	24 Aug

RACE ANALYSIS

35 Kilometres Race Walk Men - Final


BIB 329 RED CARDS AMENDED
24 August 2023 07:00 START TIME 22° C 81 %
 TEMPERATURE HUMIDITY
 10:12 END TIME 28° C 60 %

1	1 KM	2	2 KM	3	3 KM	4	4 KM	5	5 KM	6	6 KM	7	7 KM	8	8 KM	9	9 KM	10	10 KM
11	11 KM	12	12 KM	13	13 KM	14	14 KM	15	15 KM	16	16 KM	17	17 KM	18	18 KM	19	19 KM	20	20 KM
21	21 KM	22	22 KM	23	23 KM	24	24 KM	25	25 KM	26	26 KM	27	27 KM	28	28 KM	29	29 KM	30	30 KM
31	31 KM	32	32 KM	33	33 KM	34	34 KM												

1	324	Álvaro MARTÍN																ESP	18 Jun 94	2:24:30	NR
1	4:09	2	4:02	3	4:11	4	4:09	5	4:08	6	4:14	7	4:14	8	4:11	9	4:10	10	4:06		
	4:09 (4)		8:11 (4)		12:22 (4)		16:31 (6)		20:39 (3)		24:53 (6)		29:07 (7)		33:18 (7)		37:28 (3)		41:34 (3)		
11	4:12	12	4:10	13	4:14	14	4:09	15	4:14	16	4:10	17	4:17	18	4:15	19	4:11	20	4:11		
	45:46 (3)		49:56 (4)		54:10 (4)		58:19 (3)		1:02:33 (3)		1:06:43 (4)		1:11:00 (3)		1:15:15 (4)		1:19:26 (4)		1:23:37 (4)		
21	4:10	22	4:13	23	4:11	24	4:03	25	4:09	26	4:07	27	4:07	28	4:02	29	4:00	30	3:54		
	1:27:47 (3)		1:32:00 (3)		1:36:11 (5)		1:40:14 (3)		1:44:23 (3)		1:48:30 (3)		1:52:37 (3)		1:56:39 (3)		2:00:39 (2)		2:04:33 (1)		
31	4:01	32	4:01	33	4:03	34	3:52		4:00												
	2:08:34 (2)		2:12:35 (2)		2:16:38 (2)		2:20:30 (1)														

2	320	Brian Daniel PINTADO																ECU	29 Jul 95	2:24:34	AR
1	4:12	2	4:07	3	4:15	4	4:14	5	4:17	6	4:06	7	4:10	8	4:12	9	4:13	10	4:11		
	4:12 (18)		8:19 (21)		12:34 (21)		16:48 (20)		21:05 (20)		25:11 (20)		29:21 (18)		33:33 (19)		37:46 (17)		41:57 (18)		
11	4:12	12	4:03	13	4:10	14	4:08	15	4:06	16	4:08	17	4:16	18	4:16	19	4:11	20	4:11		
	46:09 (17)		50:12 (16)		54:22 (16)		58:30 (16)		1:02:36 (14)		1:06:44 (8)		1:11:00 (4)		1:15:16 (6)		1:19:27 (7)		1:23:38 (6)		
21	4:10	22	4:12	23	4:10	24	4:05	25	4:09	26	4:08	27	4:05	28	4:02	29	4:03	30	3:55		
	1:27:48 (8)		1:32:00 (6)		1:36:10 (2)		1:40:15 (5)		1:44:24 (8)		1:48:32 (8)		1:52:37 (2)		1:56:39 (5)		2:00:42 (5)		2:04:37 (2)		
31	3:57	32	4:00	33	4:03	34	3:58		3:59												
	2:08:34 (1)		2:12:34 (1)		2:16:37 (1)		2:20:35 (2)														

3	354	Masatora KAWANO																JPN	23 Oct 98	2:25:12	SB
1	4:09	2	4:03	3	4:10	4	4:11	5	4:07	6	4:14	7	4:14	8	4:12	9	4:10	10	4:06		
	4:09 (6)		8:12 (6)		12:22 (5)		16:33 (12)		20:40 (8)		24:54 (10)		29:08 (13)		33:20 (12)		37:30 (14)		41:36 (10)		
11	4:11	12	4:12	13	4:12	14	4:10	15	4:13	16	4:11	17	4:16	18	4:16	19	4:10	20	4:11		
	45:47 (10)		49:59 (11)		54:11 (9)		58:21 (9)		1:02:34 (10)		1:06:45 (13)		1:11:01 (11)		1:15:17 (10)		1:19:27 (8)		1:23:38 (7)		
21	4:09	22	4:13	23	4:11	24	4:04	25	4:09	26	4:07	27	4:06	28	4:02	29	4:01	30	3:57		
	1:27:47 (6)		1:32:00 (7)		1:36:11 (6)		1:40:15 (6)		1:44:24 (6)		1:48:31 (5)		1:52:37 (4)		1:56:39 (2)		2:00:40 (3)		2:04:37 (3)		
31	3:57	32	4:01	33	4:08	34	4:11		4:18												
	2:08:34 (3)		2:12:35 (3)		2:16:43 (3)		2:20:54 (3)														

4	306	Evan DUNFEE																CAN	28 Sep 90	2:25:28	SB
1	4:09	2	4:05	3	4:08	4	4:09	5	4:10	6	4:10	7	4:15	8	4:11	9	4:12	10	4:06		
	4:09 (8)		8:14 (11)		12:22 (7)		16:31 (1)		20:41 (12)		24:51 (1)		29:06 (1)		33:17 (3)		37:29 (6)		41:35 (7)		
11	4:11	12	4:10	13	4:13	14	4:10	15	4:14	16	4:09	17	4:20	18	4:12	19	4:12	20	4:12		
	45:46 (5)		49:56 (1)		54:09 (1)		58:19 (2)		1:02:33 (2)		1:06:42 (2)		1:11:02 (14)		1:15:14 (2)		1:19:26 (2)		1:23:38 (9)		
21	4:09	22	4:14	23	4:11	24	4:02	25	4:09	26	4:08	27	4:07	28	4:01	29	4:02	30	3:59		
	1:27:47 (7)		1:32:01 (10)		1:36:12 (8)		1:40:14 (2)		1:44:23 (4)		1:48:31 (6)		1:52:38 (7)		1:56:39 (4)		2:00:41 (4)		2:04:40 (4)		
31	4:06	32	4:00	33	4:23	34	4:12		4:07												
	2:08:46 (4)		2:12:46 (4)		2:17:09 (4)		2:21:21 (4)														

5	335	Christopher LINKE																GER	24 Oct 88	2:25:35	NR
1	4:09	2	4:04	3	4:09	4	4:12	5	4:07	6	4:11	7	4:15	8	4:12	9	4:10	10	4:06		
	4:09 (9)		8:13 (8)		12:22 (8)		16:34 (14)		20:41 (10)		24:52 (2)		29:07 (2)		33:19 (9)		37:29 (4)		41:35 (6)		
11	4:12	12	4:09	13	4:14	14	4:10	15	4:13	16	4:10	17	4:17	18	4:15	19	4:11	20	4:11		
	45:47 (9)		49:56 (2)		54:10 (2)		58:20 (5)		1:02:33 (4)		1:06:43 (3)		1:11:00 (2)		1:15:15 (3)		1:19:26 (3)		1:23:37 (2)		
21	4:09	22	4:15	23	4:11	24	4:04	25	4:08	26	4:07	27	4:07	28	4:02	29	4:03	30	4:05		
	1:27:46 (2)		1:32:01 (9)		1:36:12 (9)		1:40:16 (7)		1:44:24 (7)		1:48:31 (4)		1:52:38 (5)		1:56:40 (6)		2:00:43 (6)		2:04:48 (6)		
31	4:11	32	4:12	33	4:13	34	4:09		4:02												
	2:08:59 (5)		2:13:11 (5)		2:17:24 (5)		2:21:33 (5)														

RACE ANALYSIS
35 Kilometres Race Walk Men

BIB 329 RED CARDS AMENDED

6 357 Tomohiro NODA										JPN 24 Jan 96										2:25:50							
1	4:09 4:09 (5)	2	4:03 8:12 (5)	3	4:10 12:22 (6)	4	4:10 16:32 (8)	5	4:08 20:40 (7)	6	4:13 24:53 (9)	7	4:14 29:07 (8)	8	4:11 33:18 (8)	9	4:11 37:29 (10)	10	4:06 41:35 (8)								
11	4:12 45:47 (6)	12	4:10 49:57 (8)	13	4:13 54:10 (6)	14	4:10 58:20 (6)	15	4:14 1:02:34 (5)	16	4:09 1:06:43 (5)	17	4:17 1:11:00 (5)	18	4:17 1:15:17 (9)	19	4:09 1:19:26 (5)	20	4:11 1:23:37 (3)								
21	4:10 1:27:47 (4)	22	4:13 1:32:00 (4)	23	4:11 1:36:11 (4)	24	4:04 1:40:15 (4)	25	4:08 1:44:23 (5)	26	4:07 1:48:30 (2)	27	4:08 1:52:38 (6)	28	4:03 1:56:41 (7)	29	4:04 2:00:45 (7)	30	4:04 2:04:49 (7)								
31	4:11 2:09:00 (6)	32	4:11 2:13:11 (6)	33	4:17 2:17:28 (6)	34	4:08 2:21:36 (6)		4:14																		

7 352 Massimo STANO										ITA 27 Feb 92										2:25:59 SB							
1	4:08 4:08 (2)	2	4:03 8:11 (1)	3	4:10 12:21 (2)	4	4:10 16:31 (5)	5	4:08 20:39 (2)	6	4:14 24:53 (4)	7	4:14 29:07 (4)	8	4:10 33:17 (4)	9	4:11 37:28 (2)	10	4:06 41:34 (4)								
11	4:12 45:46 (4)	12	4:10 49:56 (3)	13	4:14 54:10 (3)	14	4:10 58:20 (4)	15	4:14 1:02:34 (6)	16	4:09 1:06:43 (6)	17	4:17 1:11:00 (7)	18	4:16 1:15:16 (8)	19	4:10 1:19:26 (6)	20	4:12 1:23:38 (5)								
21	4:09 1:27:47 (5)	22	4:12 1:31:59 (2)	23	4:12 1:36:11 (3)	24	4:05 1:40:16 (8)	25	4:07 1:44:23 (2)	26	4:08 1:48:31 (7)	27	4:07 1:52:38 (8)	28	4:04 1:56:42 (8)	29	4:11 2:00:53 (8)	30	4:09 2:05:02 (8)								
31	4:13 2:09:15 (7)	32	4:10 2:13:25 (7)	33	4:16 2:17:41 (7)	34	4:13 2:21:54 (7)		4:05																		

8 379 Perseus KARLSTRÖM										SWE 2 May 90										2:27:03 SB							
1	4:11 4:11 (16)	2	4:03 8:14 (13)	3	4:09 12:23 (13)	4	4:10 16:33 (11)	5	4:09 20:42 (13)	6	4:13 24:55 (13)	7	4:14 29:09 (15)	8	4:12 33:21 (15)	9	4:08 37:29 (9)	10	4:04 41:33 (1)								
11	4:13 45:46 (2)	12	4:11 49:57 (5)	13	4:15 54:12 (12)	14	4:10 58:22 (10)	15	4:14 1:02:36 (15)	16	4:10 1:06:46 (15)	17	4:16 1:11:02 (15)	18	4:17 1:15:19 (15)	19	4:11 1:19:30 (14)	20	4:25 1:23:55 (16)								
21	4:12 1:28:07 (16)	22	4:07 1:32:14 (14)	23	4:11 1:36:25 (14)	24	4:10 1:40:35 (12)	25	4:19 1:44:54 (13)	26	4:06 1:49:00 (10)	27	4:15 1:53:15 (10)	28	4:13 1:57:28 (9)	29	4:14 2:01:42 (9)	30	4:15 2:05:57 (9)								
31	4:15 2:10:12 (8)	32	4:09 2:14:21 (8)	33	4:14 2:18:35 (8)	34	4:13 2:22:48 (8)		4:15																		

9 334 Karl JUNGHANNB										GER 6 Apr 96										2:27:08 PB							
1	4:12 4:12 (21)	2	4:05 8:17 (19)	3	4:11 12:28 (16)	4	4:06 16:34 (15)	5	4:07 20:41 (11)	6	4:14 24:55 (12)	7	4:13 29:08 (14)	8	4:11 33:19 (10)	9	4:10 37:29 (11)	10	4:06 41:35 (9)								
11	4:12 45:47 (7)	12	4:11 49:58 (10)	13	4:13 54:11 (8)	14	4:11 58:22 (11)	15	4:12 1:02:34 (7)	16	4:10 1:06:44 (7)	17	4:16 1:11:00 (6)	18	4:16 1:15:16 (7)	19	4:11 1:19:27 (9)	20	4:13 1:23:40 (11)								
21	4:17 1:27:57 (14)	22	4:21 1:32:18 (15)	23	4:22 1:36:40 (15)	24	4:18 1:40:58 (15)	25	4:22 1:45:20 (15)	26	4:08 1:49:28 (15)	27	4:13 1:53:41 (14)	28	4:08 1:57:49 (12)	29	4:10 2:01:59 (11)	30	4:06 2:06:05 (10)								
31	4:14 2:10:19 (9)	32	4:14 2:14:33 (9)	33	4:15 2:18:48 (9)	34	4:13 2:23:01 (9)		4:07																		

10 304 Caio BONFIM										BRA 19 Mar 91										2:27:45							
1	4:09 4:09 (7)	2	4:04 8:13 (7)	3	4:09 12:22 (10)	4	4:11 16:33 (10)	5	4:09 20:42 (14)	6	4:14 24:56 (14)	7	4:13 29:09 (16)	8	4:13 33:22 (16)	9	4:16 37:38 (16)	10	4:11 41:49 (16)								
11	4:12 46:01 (16)	12	4:12 50:13 (17)	13	4:11 54:24 (17)	14	4:09 58:33 (17)	15	4:13 1:02:46 (17)	16	4:11 1:06:57 (17)	17	4:11 1:11:08 (16)	18	4:12 1:15:20 (16)	19	4:08 1:19:28 (13)	20	4:12 1:23:40 (12)								
21	4:14 1:27:54 (11)	22	4:07 1:32:01 (8)	23	4:10 1:36:11 (7)	24	4:10 1:40:21 (9)	25	4:16 1:44:37 (9)	26	4:15 1:48:52 (9)	27	4:21 1:53:13 (9)	28	4:15 1:57:28 (10)	29	4:23 2:01:51 (10)	30	4:19 2:06:10 (11)								
31	4:26 2:10:36 (10)	32	4:19 2:14:55 (10)	33	4:23 2:19:18 (10)	34	4:18 2:23:36 (10)		4:09																		

11 367 Ricardo ORTIZ										MEX 7 Feb 95										2:29:14 SB							
1	4:10 4:10 (10)	2	4:04 8:14 (14)	3	4:09 12:23 (12)	4	4:09 16:32 (9)	5	4:08 20:40 (6)	6	4:13 24:53 (8)	7	4:14 29:07 (9)	8	4:12 33:19 (11)	9	4:10 37:29 (7)	10	4:08 41:37 (14)								
11	4:11 45:48 (12)	12	4:12 50:00 (14)	13	4:12 54:12 (13)	14	4:11 58:23 (14)	15	4:11 1:02:34 (12)	16	4:11 1:06:45 (12)	17	4:16 1:11:01 (12)	18	4:17 1:15:18 (13)	19	4:12 1:19:30 (16)	20	4:13 1:23:43 (15)								
21	4:11 1:27:54 (13)	22	4:14 1:32:08 (13)	23	4:13 1:36:21 (12)	24	4:14 1:40:35 (13)	25	4:15 1:44:50 (12)	26	4:17 1:49:07 (12)	27	4:25 1:53:32 (12)	28	4:25 1:57:57 (13)	29	4:32 2:02:29 (14)	30	4:30 2:06:59 (15)								
31	4:30 2:11:29 (14)	32	4:27 2:15:56 (13)	33	4:27 2:20:23 (13)	34	4:21 2:24:44 (12)		4:30																		

12 323 Miguel Ángel LÓPEZ										ESP 3 Jul 88										2:29:32							
1	4:08 4:08 (3)	2	4:03 8:11 (3)	3	4:10 12:21 (3)	4	4:10 16:31 (4)	5	4:08 20:39 (1)	6	4:14 24:53 (5)	7	4:14 29:07 (5)	8	4:11 33:18 (6)	9	4:11 37:29 (5)	10	4:05 41:34 (5)								
11	4:13 45:47 (8)	12	4:10 49:57 (7)	13	4:13 54:10 (5)	14	4:11 58:21 (8)	15	4:13 1:02:34 (8)	16	4:10 1:06:44 (10)	17	4:17 1:11:01 (9)	18	4:16 1:15:17 (11)	19	4:10 1:19:27 (11)	20	4:12 1:23:39 (10)								
21	4:13 1:27:52 (10)	22	4:12 1:32:04 (12)	23	4:18 1:36:22 (13)	24	4:16 1:40:38 (14)	25	4:21 1:44:59 (14)	26	4:19 1:49:18 (14)	27	4:24 1:53:42 (15)	28	4:24 1:58:06 (15)	29	4:26 2:02:32 (15)	30	4:26 2:06:58 (14)								
31	4:31 2:11:29 (13)	32	4:31 2:16:00 (14)	33	4:34 2:20:34 (14)	34	4:33 2:25:07 (14)		4:25																		

RACE ANALYSIS
35 Kilometres Race Walk Men
BIB 329 RED CARDS AMENDED
13 356 Satoshi MARUO

 JPN 28 Nov 91 **2:29:52**

1	4:10 4:10 (11)	2	4:03 8:13 (9)	3	4:09 12:22 (9)	4	4:09 16:31 (3)	5	4:09 20:40 (5)	6	4:12 24:52 (3)	7	4:15 29:07 (3)	8	4:10 33:17 (5)	9	4:12 37:29 (13)	10	4:07 41:36 (13)
11	4:13 45:49 (13)	12	4:10 49:59 (13)	13	4:14 54:13 (14)	14	4:09 58:22 (13)	15	4:13 1:02:35 (13)	16	4:11 1:06:46 (14)	17	4:15 1:11:01 (13)	18	4:17 1:15:18 (14)	19	4:10 1:19:28 (12)	20	4:12 1:23:40 (13)
21	4:14 1:27:54 (12)	22	4:09 1:32:03 (11)	23	4:14 1:36:17 (11)	24	4:11 1:40:28 (10)	25	4:18 1:44:46 (10)	26	4:15 1:49:01 (11)	27	4:19 1:53:20 (11)	28	4:18 1:57:38 (11)	29	4:25 2:02:03 (12)	30	4:29 2:06:32 (12)
31	4:35 2:11:07 (11)	32	4:34 2:15:41 (11)	33	4:40 2:20:21 (12)	34	4:41 2:25:02 (13)		4:50										

14 331 Kevin CAMPION

 FRA 23 May 88 **2:30:18** **SB**

1	4:12 4:12 (19)	2	4:05 8:17 (18)	3	4:11 12:28 (18)	4	4:10 16:38 (19)	5	4:15 20:53 (17)	6	4:11 25:04 (17)	7	4:16 29:20 (17)	8	4:12 33:32 (17)	9	4:14 37:46 (18)	10	4:11 41:57 (17)
11	4:13 46:10 (18)	12	4:15 50:25 (18)	13	4:16 54:41 (18)	14	4:13 58:54 (18)	15	4:13 1:03:07 (18)	16	4:11 1:07:18 (18)	17	4:12 1:11:30 (18)	18	4:10 1:15:40 (18)	19	4:17 1:19:57 (18)	20	4:21 1:24:18 (18)
21	4:18 1:28:36 (18)	22	4:18 1:32:54 (18)	23	4:17 1:37:11 (18)	24	4:16 1:41:27 (17)	25	4:18 1:45:45 (16)	26	4:19 1:50:04 (16)	27	4:27 1:54:31 (16)	28	4:26 1:58:57 (16)	29	4:18 2:03:15 (16)	30	4:21 2:07:36 (16)
31	4:25 2:12:01 (15)	32	4:28 2:16:29 (16)	33	4:41 2:21:10 (15)	34	4:34 2:25:44 (15)		4:34										

15 347 Andrea AGRUSTI

 ITA 30 Aug 95 **2:30:32**

1	4:20 4:20 (32)	2	4:15 8:35 (31)	3	4:19 12:54 (30)	4	4:16 17:10 (29)	5	4:20 21:30 (28)	6	4:17 25:47 (27)	7	4:19 30:06 (27)	8	4:16 34:22 (27)	9	4:22 38:44 (27)	10	4:20 43:04 (26)
11	4:20 47:24 (26)	12	4:17 51:41 (27)	13	4:22 56:03 (26)	14	4:18 1:00:21 (26)	15	4:19 1:04:40 (25)	16	4:15 1:08:55 (25)	17	4:15 1:13:10 (25)	18	4:14 1:17:24 (25)	19	4:17 1:21:41 (23)	20	4:16 1:25:57 (22)
21	4:18 1:30:14 (22)	22	4:17 1:34:26 (21)	23	4:17 1:38:43 (21)	24	4:14 1:42:57 (21)	25	4:21 1:47:18 (19)	26	4:14 1:51:32 (18)	27	4:18 1:55:50 (18)	28	4:17 2:00:07 (17)	29	4:22 2:04:29 (17)	30	4:20 2:08:49 (17)
31	4:21 2:13:10 (17)	32	4:17 2:17:27 (17)	33	4:23 2:21:50 (16)	34	4:21 2:26:11 (16)		4:21										

16 351 Riccardo ORSONI

 ITA 20 Jan 00 **2:31:41**

1	4:18 4:18 (28)	2	4:15 8:33 (26)	3	4:15 12:48 (25)	4	4:15 17:03 (25)	5	4:18 21:21 (24)	6	4:14 25:35 (24)	7	4:17 29:52 (24)	8	4:14 34:06 (24)	9	4:19 38:25 (24)	10	4:17 42:42 (25)
11	4:19 47:01 (25)	12	4:17 51:18 (25)	13	4:21 55:39 (25)	14	4:15 59:54 (23)	15	4:19 1:04:13 (23)	16	4:20 1:08:33 (23)	17	4:20 1:12:53 (22)	18	4:18 1:17:11 (22)	19	4:20 1:21:31 (22)	20	4:17 1:25:48 (21)
21	4:21 1:30:09 (21)	22	4:20 1:34:29 (22)	23	4:20 1:38:49 (22)	24	4:20 1:43:09 (22)	25	4:24 1:47:33 (22)	26	4:23 1:51:56 (22)	27	4:24 1:56:20 (22)	28	4:23 2:00:43 (20)	29	4:25 2:05:08 (19)	30	4:27 2:09:35 (19)
31	4:28 2:14:03 (19)	32	4:27 2:18:30 (19)	33	4:27 2:22:57 (18)	34	4:25 2:27:22 (18)		4:19										

17 315 José MONTANA

 COL 21 Mar 92 **2:31:45** **SB**

1	4:14 4:14 (24)	2	4:17 8:31 (23)	3	4:20 12:51 (26)	4	4:15 17:06 (26)	5	4:17 21:23 (25)	6	4:13 25:36 (25)	7	4:16 29:52 (25)	8	4:14 34:06 (25)	9	4:17 38:23 (22)	10	4:14 42:37 (22)
11	4:18 46:55 (22)	12	4:16 51:11 (22)	13	4:20 55:31 (22)	14	4:14 59:45 (22)	15	4:19 1:04:04 (21)	16	4:21 1:08:25 (21)	17	4:21 1:12:46 (21)	18	4:19 1:17:05 (21)	19	4:18 1:21:23 (20)	20	4:14 1:25:37 (20)
21	4:17 1:29:54 (20)	22	4:19 1:34:13 (20)	23	4:22 1:38:35 (20)	24	4:18 1:42:53 (20)	25	4:25 1:47:18 (20)	26	4:18 1:51:36 (19)	27	4:24 1:56:00 (19)	28	4:23 2:00:23 (19)	29	4:26 2:04:49 (18)	30	4:25 2:09:14 (18)
31	4:27 2:13:41 (18)	32	4:28 2:18:09 (18)	33	4:28 2:22:37 (17)	34	4:32 2:27:09 (17)		4:36										

18 329 Veli-Matti PARTANEN

 FIN 28 Oct 91 **2:32:28** *

1	4:10 4:10 (12)	2	4:03 8:13 (10)	3	4:09 12:22 (11)	4	4:09 16:31 (7)	5	4:10 20:41 (9)	6	4:13 24:54 (11)	7	4:13 29:07 (10)	8	4:13 33:20 (13)	9	4:09 37:29 (12)	10	4:07 41:36 (11)
11	4:11 45:47 (11)	12	4:11 49:58 (9)	13	4:13 54:11 (10)	14	4:09 58:20 (7)	15	4:14 1:02:34 (9)	16	4:10 1:06:44 (9)	17	4:17 1:11:01 (8)	18	4:16 1:15:17 (12)	19	4:10 1:19:27 (10)	20	4:11 1:23:38 (8)
21	4:10 1:27:48 (9)	22	4:12 1:32:00 (5)	23	4:13 1:36:13 (10)	24	4:17 1:40:30 (11)	25	4:19 1:44:49 (11)	26	4:24 1:49:13 (13)	27	4:24 1:53:37 (13)	28	4:22 1:57:59 (14)	29	4:26 2:02:25 (13)	30	4:24 2:06:49 (13)
31	4:26 2:11:15 (12)	32	4:29 2:15:44 (12)	33	4:29 2:20:13 (11)	34	4:24 2:24:37 (11)		7:51										

19 377 Dominik ČERNÝ

 SVK 1 Nov 97 **2:32:56** **PB**

1	4:24 4:24 (36)	2	4:25 8:49 (35)	3	4:30 13:19 (37)	4	4:19 17:38 (36)	5	4:28 22:06 (36)	6	4:19 26:25 (36)	7	4:27 30:52 (39)	8	4:20 35:12 (36)	9	4:29 39:41 (36)	10	4:25 44:06 (36)
11	4:27 48:33 (36)	12	4:25 52:58 (35)	13	4:24 57:22 (35)	14	4:17 1:01:39 (35)	15	4:23 1:06:02 (35)	16	4:18 1:10:20 (33)	17	4:21 1:14:41 (33)	18	4:21 1:19:02 (32)	19	4:19 1:23:21 (30)	20	4:18 1:27:39 (29)
21	4:21 1:32:00 (29)	22	4:19 1:36:19 (29)	23	4:21 1:40:40 (29)	24	4:20 1:45:00 (28)	25	4:24 1:49:24 (25)	26	4:17 1:53:41 (25)	27	4:24 1:58:05 (25)	28	4:20 2:02:25 (24)	29	4:25 2:06:50 (23)	30	4:21 2:11:11 (23)
31	4:23 2:15:34 (22)	32	4:21 2:19:55 (21)	33	4:26 2:24:21 (19)	34	4:25 2:28:46 (19)		4:10										

Timing by SEIKO

AT-35KR-M-f--1--.RS5..v2

Issued at 10:50 on Thursday, 24 August 2023

3 **7**

WORLD ATHLETICS PARTNERS



RACE ANALYSIS
35 Kilometres Race Walk Men

BIB 329 RED CARDS AMENDED

20	350	Matteo GIUPPONI		ITA		8 Oct 88		2:34:58		SB									
1	4:25 4:25 (39)	2	4:24 8:49 (36)	3	4:28 13:17 (35)	4	4:16 17:33 (35)	5	4:19 21:52 (34)	6	4:16 26:08 (32)	7	4:22 30:30 (28)	8	4:21 34:51 (28)	9	4:29 39:20 (28)	10	4:22 43:42 (28)
11	4:27 48:09 (29)	12	4:19 52:28 (29)	13	4:22 56:50 (30)	14	4:17 1:01:07 (29)	15	4:21 1:05:28 (28)	16	4:17 1:09:45 (27)	17	4:21 1:14:06 (27)	18	4:21 1:18:27 (27)	19	4:23 1:22:50 (26)	20	4:17 1:27:07 (26)
21	4:19 1:31:26 (26)	22	4:22 1:35:48 (26)	23	4:23 1:40:11 (26)	24	4:19 1:44:30 (24)	25	4:21 1:48:51 (23)	26	4:21 1:53:12 (23)	27	4:25 1:57:37 (23)	28	4:27 2:02:04 (22)	29	4:34 2:06:38 (22)	30	4:32 2:11:10 (22)
31	4:34 2:15:44 (23)	32	4:37 2:20:21 (22)	33	4:46 2:25:07 (21)	34	4:51 2:29:58 (20)		5:00										

21	376	Wayne SNYMAN		RSA		8 Mar 85		2:35:13		SB									
1	4:20 4:20 (33)	2	4:14 8:34 (28)	3	4:18 12:52 (28)	4	4:14 17:06 (27)	5	4:19 21:25 (27)	6	4:18 25:43 (26)	7	4:20 30:03 (26)	8	4:18 34:21 (26)	9	4:23 38:44 (26)	10	4:20 43:04 (27)
11	4:21 47:25 (27)	12	4:15 51:40 (26)	13	4:23 56:03 (27)	14	4:17 1:00:20 (25)	15	4:20 1:04:40 (26)	16	4:20 1:09:00 (26)	17	4:25 1:13:25 (26)	18	4:22 1:17:47 (26)	19	4:25 1:22:12 (25)	20	4:21 1:26:33 (25)
21	4:26 1:30:59 (25)	22	4:22 1:35:21 (25)	23	4:29 1:39:50 (24)	24	4:29 1:44:19 (23)	25	4:35 1:48:54 (24)	26	4:28 1:53:22 (24)	27	4:32 1:57:54 (24)	28	4:30 2:02:24 (23)	29	4:40 2:07:04 (24)	30	4:38 2:11:42 (24)
31	4:47 2:16:29 (24)	32	4:45 2:21:14 (23)	33	4:44 2:25:58 (22)	34	4:38 2:30:36 (21)		4:37										

22	326	Marc TUR		ESP		30 Nov 94		2:36:04		>>									
1	4:18 4:18 (30)	2	4:18 8:36 (32)	3	4:22 12:58 (31)	4	4:22 17:20 (31)	5	4:26 21:46 (31)	6	4:22 26:08 (30)	7	4:23 30:31 (29)	8	4:20 34:51 (29)	9	4:29 39:20 (29)	10	4:23 43:43 (29)
11	4:26 48:09 (30)	12	4:19 52:28 (30)	13	4:22 56:50 (29)	14	4:20 1:01:10 (30)	15	4:22 1:05:32 (29)	16	4:21 1:09:53 (29)	17	4:25 1:14:18 (29)	18	4:23 1:18:41 (29)	19	4:24 1:23:05 (28)	20	4:21 1:27:26 (28)
21	4:24 1:31:50 (28)	22	4:23 1:36:13 (28)	23	4:27 1:40:40 (28)	24	4:21 1:45:01 (29)	25	4:23 1:49:24 (26)	26	4:26 1:53:50 (26)	27	4:36 1:58:26 (26)	28	4:34 2:03:00 (25)	29	4:40 2:07:40 (25)	30	4:41 2:12:21 (25)
31	4:43 2:17:04 (25)	32	4:42 2:21:46 (25)	33	4:41 2:26:27 (23)	34	4:44 2:31:11 (22)		4:53										

23	307	Xianghong HE		CHN		1 Jul 98		2:37:21		>>									
1	4:08 4:08 (1)	2	4:03 8:11 (2)	3	4:10 12:21 (1)	4	4:10 16:31 (2)	5	4:09 20:40 (4)	6	4:13 24:53 (7)	7	4:14 29:07 (6)	8	4:09 33:16 (1)	9	4:12 37:28 (1)	10	4:06 41:34 (2)
11	4:12 45:46 (1)	12	4:11 49:57 (6)	13	4:14 54:11 (7)	14	4:11 58:22 (12)	15	4:12 1:02:34 (11)	16	4:11 1:06:45 (11)	17	4:16 1:11:01 (10)	18	4:15 1:15:16 (5)	19	4:14 1:19:30 (15)	20	4:13 1:23:43 (14)
21	4:24 1:28:07 (15)	22	4:24 1:32:31 (16)	23	4:30 1:37:01 (17)	24	4:34 1:41:35 (18)	25	4:37 1:46:12 (18)	26	4:36 1:50:48 (17)	27	4:44 1:55:32 (17)	28	4:47 2:00:19 (18)	29	4:53 2:05:12 (20)	30	4:53 2:10:05 (20)
31	4:57 2:15:02 (20)	32	4:45 2:19:47 (20)	33	5:05 2:24:52 (20)	34	6:25 2:31:17 (23)		6:04										

24	345	Brendan BOYCE		IRL		8 Oct 86		2:37:26		SB	>>								
1	4:27 4:27 (45)	2	4:24 8:51 (42)	3	4:26 13:17 (34)	4	4:15 17:32 (34)	5	4:20 21:52 (35)	6	4:16 26:08 (33)	7	4:24 30:32 (33)	8	4:20 34:52 (30)	9	4:28 39:20 (30)	10	4:24 43:44 (32)
11	4:26 48:10 (32)	12	4:19 52:29 (32)	13	4:22 56:51 (32)	14	4:21 1:01:12 (32)	15	4:27 1:05:39 (32)	16	4:24 1:10:03 (32)	17	4:32 1:14:35 (32)	18	4:28 1:19:03 (34)	19	4:34 1:23:37 (33)	20	4:32 1:28:09 (33)
21	4:37 1:32:46 (33)	22	4:31 1:37:17 (33)	23	4:37 1:41:54 (33)	24	4:32 1:46:26 (33)	25	4:41 1:51:07 (33)	26	4:33 1:55:40 (33)	27	4:40 2:00:20 (32)	28	4:32 2:04:52 (31)	29	4:40 2:09:32 (29)	30	4:37 2:14:09 (26)
31	4:43 2:18:52 (26)	32	4:38 2:23:30 (26)	33	4:43 2:28:13 (25)	34	4:35 2:32:48 (24)		4:38										

25	328	Aleksi OJALA		FIN		9 Dec 92		2:38:34		~									
1	4:14 4:14 (25)	2	4:16 8:30 (22)	3	4:17 12:47 (23)	4	4:13 17:00 (23)	5	4:18 21:18 (23)	6	4:15 25:33 (22)	7	4:18 29:51 (23)	8	4:13 34:04 (22)	9	4:21 38:25 (23)	10	4:16 42:41 (23)
11	4:19 47:00 (24)	12	4:17 51:17 (24)	13	4:21 55:38 (24)	14	4:17 59:55 (24)	15	4:22 1:04:17 (24)	16	4:20 1:08:37 (24)	17	4:23 1:13:00 (24)	18	4:19 1:17:19 (23)	19	4:29 1:21:48 (24)	20	4:26 1:26:14 (24)
21	4:34 1:30:48 (24)	22	4:31 1:35:19 (24)	23	4:39 1:39:58 (25)	24	4:42 1:44:40 (26)	25	4:48 1:49:28 (27)	26	5:07 1:54:35 (29)	27	4:53 1:59:28 (29)	28	4:54 2:04:22 (28)	29	4:46 2:09:08 (26)	30	5:04 2:14:12 (28)
31	4:50 2:19:02 (27)	32	5:00 2:24:02 (27)	33	4:50 2:28:52 (26)	34	4:49 2:33:41 (25)		4:53										

26	372	Jakub JELONEK		POL		7 Jul 85		2:38:45		PZ210	>>~								
1	4:18 4:18 (31)	2	4:16 8:34 (30)	3	4:19 12:53 (29)	4	4:19 17:12 (30)	5	4:33 21:45 (30)	6	4:23 26:08 (31)	7	4:23 30:31 (32)	8	4:21 34:52 (31)	9	4:29 39:21 (33)	10	4:22 43:43 (30)
11	4:26 48:09 (31)	12	4:19 52:28 (31)	13	4:22 56:50 (31)	14	4:20 1:01:10 (31)	15	4:22 1:05:32 (30)	16	4:23 1:09:55 (30)	17	4:28 1:14:23 (30)	18	4:25 1:18:48 (30)	19	4:28 1:23:16 (29)	20	4:24 1:27:40 (31)
21	4:21 1:32:01 (31)	22	4:22 1:36:23 (31)	23	4:31 1:40:54 (31)	24	4:26 1:45:20 (31)	25	4:31 1:49:51 (29)	26	4:23 1:54:14 (27)	27	4:35 1:58:49 (27)	28	4:26 2:03:15 (26)	29	8:02 2:11:17 (31)	30	4:19 2:15:36 (30)
31	4:32 2:20:08 (29)	32	4:35 2:24:43 (29)	33	4:38 2:29:21 (27)	34	4:41 2:34:02 (26)		4:43										

RACE ANALYSIS
35 Kilometres Race Walk Men

BIB 329 RED CARDS AMENDED

27 341 Ram BABOO

IND 20 Mar 99 2:39:07 PZ210

1	4:11 4:11 (13)	2	4:04 8:15 (15)	3	4:16 12:31 (20)	4	4:24 16:55 (21)	5	4:30 21:25 (26)	6	4:28 25:53 (28)	7	4:38 30:31 (30)	8	4:28 34:59 (35)	9	4:30 39:29 (34)	10	4:20 43:49 (34)
11	4:26 48:15 (34)	12	4:20 52:35 (34)	13	4:22 56:57 (33)	14	4:22 1:01:19 (33)	15	4:19 1:05:38 (31)	16	4:22 1:10:00 (31)	17	4:26 1:14:26 (31)	18	4:29 1:18:55 (31)	19	8:01 1:26:56 (40)	20	4:25 1:31:21 (40)
21	4:29 1:35:50 (39)	22	4:30 1:40:20 (38)	23	4:26 1:44:46 (36)	24	4:20 1:49:06 (35)	25	4:30 1:53:36 (35)	26	4:26 1:58:02 (35)	27	4:30 2:02:32 (33)	28	4:32 2:07:04 (32)	29	4:27 2:11:31 (32)	30	4:22 2:15:53 (31)
31	4:29 2:20:22 (30)	32	4:32 2:24:54 (30)	33	4:57 2:29:51 (29)	34	4:41 2:34:32 (28)		4:35										

28 309 Qin WANG

CHN 8 May 94 2:39:19

1	4:11 4:11 (14)	2	4:04 8:15 (16)	3	4:13 12:28 (17)	4	4:10 16:38 (17)	5	4:16 20:54 (18)	6	4:12 25:06 (18)	7	4:16 29:22 (20)	8	4:15 33:37 (20)	9	4:17 37:54 (20)	10	4:13 42:07 (19)
11	4:19 46:26 (19)	12	4:18 50:44 (20)	13	4:18 55:02 (19)	14	4:18 59:20 (19)	15	4:20 1:03:40 (19)	16	4:22 1:08:02 (19)	17	4:21 1:12:23 (19)	18	4:19 1:16:42 (19)	19	4:15 1:20:57 (19)	20	4:20 1:25:17 (19)
21	4:22 1:29:39 (19)	22	4:20 1:33:59 (19)	23	4:26 1:38:25 (19)	24	4:26 1:42:51 (19)	25	4:27 1:47:18 (21)	26	4:21 1:51:39 (20)	27	4:33 1:56:12 (20)	28	4:35 2:00:47 (21)	29	4:43 2:05:30 (21)	30	4:50 2:10:20 (21)
31	5:06 2:15:26 (21)	32	6:18 2:21:44 (24)	33	6:22 2:28:06 (24)	34	6:08 2:34:14 (27)		5:05										

29 368 Ever Jair PALMA OLIVARES

MEX 18 Mar 92 2:39:40 SB

1	4:26 4:26 (43)	2	4:24 8:50 (40)	3	4:27 13:17 (36)	4	4:23 17:40 (37)	5	4:26 22:06 (38)	6	4:21 26:27 (37)	7	4:24 30:51 (36)	8	4:23 35:14 (39)	9	4:28 39:42 (38)	10	4:26 44:08 (39)
11	4:26 48:34 (39)	12	4:26 53:00 (38)	13	4:22 57:22 (36)	14	4:17 1:01:39 (36)	15	4:23 1:06:02 (33)	16	4:19 1:10:21 (35)	17	4:20 1:14:41 (34)	18	4:21 1:19:02 (33)	19	4:20 1:23:22 (31)	20	4:17 1:27:39 (30)
21	4:21 1:32:00 (30)	22	4:20 1:36:20 (30)	23	4:24 1:40:44 (30)	24	4:36 1:45:20 (30)	25	4:39 1:49:59 (31)	26	4:39 1:54:38 (30)	27	4:48 1:59:26 (28)	28	4:52 2:04:18 (27)	29	4:58 2:09:16 (27)	30	5:06 2:14:22 (29)
31	5:08 2:19:30 (28)	32	5:01 2:24:31 (28)	33	5:06 2:29:37 (28)	34	5:00 2:34:37 (29)		5:03										

30 340 Bence VENYERCSÁN

HUN 8 Jan 96 2:40:34

1	4:26 4:26 (40)	2	4:26 8:52 (44)	3	4:28 13:20 (43)	4	4:28 17:48 (43)	5	4:28 22:16 (43)	6	4:30 26:46 (42)	7	4:30 31:16 (42)	8	4:27 35:43 (42)	9	4:32 40:15 (42)	10	4:28 44:43 (41)
11	4:34 49:17 (41)	12	4:30 53:47 (41)	13	4:32 58:19 (41)	14	4:28 1:02:47 (41)	15	4:37 1:07:24 (39)	16	4:30 1:11:54 (39)	17	4:35 1:16:29 (38)	18	4:33 1:21:02 (37)	19	4:35 1:25:37 (35)	20	4:37 1:30:14 (35)
21	4:34 1:34:48 (34)	22	4:34 1:39:22 (34)	23	4:40 1:44:02 (34)	24	4:36 1:48:38 (34)	25	4:42 1:53:20 (34)	26	4:40 1:58:00 (34)	27	4:49 2:02:49 (34)	28	4:50 2:07:39 (33)	29	4:48 2:12:27 (33)	30	4:54 2:17:21 (33)
31	4:46 2:22:07 (31)	32	4:37 2:26:44 (31)	33	4:42 2:31:26 (30)	34	4:37 2:36:03 (30)		4:31										

31 365 José LEYVER

MEX 12 Nov 85 2:41:34 PZ210

1	4:17 4:17 (27)	2	4:16 8:33 (27)	3	4:19 12:52 (27)	4	4:16 17:08 (28)	5	4:25 21:33 (29)	6	4:27 26:00 (29)	7	4:31 30:31 (31)	8	4:22 34:53 (33)	9	4:28 39:21 (32)	10	4:23 43:44 (33)
11	4:26 48:10 (33)	12	4:21 52:31 (33)	13	4:32 57:03 (34)	14	4:28 1:01:31 (34)	15	4:32 1:06:03 (36)	16	4:26 1:10:29 (36)	17	8:05 1:18:34 (42)	18	4:25 1:22:59 (41)	19	4:32 1:27:31 (42)	20	4:31 1:32:02 (41)
21	4:32 1:36:34 (42)	22	4:31 1:41:05 (41)	23	4:35 1:45:40 (39)	24	4:38 1:50:18 (39)	25	4:41 1:54:59 (37)	26	4:37 1:59:36 (38)	27	4:43 2:04:19 (36)	28	4:43 2:09:02 (35)	29	4:46 2:13:48 (35)	30	4:36 2:18:24 (34)
31	4:41 2:23:05 (33)	32	4:38 2:27:43 (32)	33	4:37 2:32:20 (31)	34	4:38 2:36:58 (31)		4:36										

32 361 Arnis RUMBENIEKS

LAT 4 Apr 88 2:43:36

1	4:29 4:29 (46)	2	4:29 8:58 (45)	3	4:33 13:31 (45)	4	4:31 18:02 (45)	5	4:30 22:32 (45)	6	4:29 27:01 (45)	7	4:33 31:34 (45)	8	4:31 36:05 (44)	9	4:35 40:40 (44)	10	4:30 45:10 (44)
11	4:36 49:46 (44)	12	4:31 54:17 (44)	13	4:33 58:50 (44)	14	4:31 1:03:21 (43)	15	4:34 1:07:55 (40)	16	4:32 1:12:27 (40)	17	4:35 1:17:02 (39)	18	4:35 1:21:37 (40)	19	4:38 1:26:15 (39)	20	4:33 1:30:48 (38)
21	4:36 1:35:24 (36)	22	4:38 1:40:02 (35)	23	4:42 1:44:44 (35)	24	4:34 1:49:18 (36)	25	4:43 1:54:01 (36)	26	4:43 1:58:44 (36)	27	4:50 2:03:34 (35)	28	4:48 2:08:22 (34)	29	5:05 2:13:27 (34)	30	4:59 2:18:26 (35)
31	5:03 2:23:29 (34)	32	4:55 2:28:24 (34)	33	5:06 2:33:30 (32)	34	5:01 2:38:31 (32)		5:05										

33 382 Ihor HLAVAN

UKR 25 Sep 90 2:45:18

1	4:18 4:18 (29)	2	4:14 8:32 (25)	3	4:15 12:47 (22)	4	4:12 16:59 (22)	5	4:12 21:11 (21)	6	4:10 25:21 (21)	7	4:13 29:34 (21)	8	4:14 33:48 (21)	9	4:16 38:04 (21)	10	4:12 42:16 (21)
11	4:14 46:30 (20)	12	4:13 50:43 (19)	13	4:20 55:03 (20)	14	4:17 59:20 (20)	15	4:23 1:03:43 (20)	16	4:24 1:08:07 (20)	17	4:28 1:12:35 (20)	18	4:24 1:16:59 (20)	19	4:31 1:21:30 (21)	20	4:30 1:26:00 (23)
21	4:33 1:30:33 (23)	22	4:32 1:35:05 (23)	23	4:44 1:39:49 (23)	24	4:48 1:44:37 (25)	25	4:58 1:49:35 (28)	26	4:57 1:54:32 (28)	27	5:08 1:59:40 (30)	28	5:12 2:04:52 (30)	29	6:05 2:10:57 (30)	30	5:52 2:16:49 (32)
31	5:59 2:22:48 (32)	32	5:29 2:28:17 (33)	33	6:04 2:34:21 (33)	34	5:16 2:39:37 (33)		5:41										

RACE ANALYSIS
35 Kilometres Race Walk Men
BIB 329 RED CARDS AMENDED

336 Alexandros PAPANICHAEL										GRE	18 Sep 88	DNF	~>						
1	4:21	2	4:24	3	4:35	4	4:29	5	4:30	6	4:31	7	4:38	8	4:32	9	4:35	10	4:30
	4:21 (34)		8:45 (34)		13:20 (40)		17:49 (44)		22:19 (44)		26:50 (43)		31:28 (43)		36:00 (43)		40:35 (43)		45:05 (43)
11	4:35	12	4:30	13	4:35	14	4:35	15	4:36	16	4:34	17	4:33	18	4:32	19	4:39	20	4:36
	49:40 (43)		54:10 (43)		58:45 (42)		1:03:20 (42)		1:07:56 (41)		1:12:30 (41)		1:17:03 (40)		1:21:35 (39)		1:26:14 (38)		1:30:50 (39)
21	4:42	22	4:35	23	4:41	24	4:38	25	5:36	26	4:32								
	1:35:32 (38)		1:40:07 (36)		1:44:48 (37)		1:49:26 (37)		1:55:02 (38)		1:59:34 (37)								

301 Rhydian COWLEY										AUS	4 Jan 91	DNF	>						
1	4:11	2	4:03	3	4:13	4	4:09	5	4:09	6	4:11	7	4:12	8	4:09	9	4:12	10	4:07
	4:11 (17)		8:14 (12)		12:27 (15)		16:36 (16)		20:45 (16)		24:56 (15)		29:08 (11)		33:17 (2)		37:29 (8)		41:36 (12)
11	4:13	12	4:11	13	4:16	14	4:10	15	4:15	16	4:11	17	4:17	18	4:14	19	4:20	20	4:18
	45:49 (14)		50:00 (15)		54:16 (15)		58:26 (15)		1:02:41 (16)		1:06:52 (16)		1:11:09 (17)		1:15:23 (17)		1:19:43 (17)		1:24:01 (17)
21	4:19	22	4:15	23	4:26	24	4:24	25	4:21	26	5:56	27	4:32						
	1:28:20 (17)		1:32:35 (17)		1:37:01 (16)		1:41:25 (16)		1:45:46 (17)		1:51:42 (21)		1:56:14 (21)						

317 Andrés CHOCHO										ECU	4 Nov 83	DNF							
1	4:12																		
	4:12 (20)																		

375 Narcis Stefan MIHĂILĂ										ROU	4 Aug 87	DNF							
1	4:29	2	4:31	3	4:37	4	4:35	5	4:36	6	4:36	7	4:38	8	4:37	9	4:36	10	4:35
	4:29 (47)		9:00 (46)		13:37 (46)		18:12 (46)		22:48 (46)		27:24 (46)		32:02 (46)		36:39 (45)		41:15 (45)		45:50 (45)
11	4:41	12	4:38	13	4:44	14	4:44	15	4:42	16	4:41	17	4:39	18	4:45	19	4:47		
	50:31 (45)		55:09 (45)		59:53 (45)		1:04:37 (45)		1:09:19 (43)		1:14:00 (43)		1:18:39 (43)		1:23:24 (43)		1:28:11 (43)		

374 João VIEIRA										POR	20 Feb 76	DNF							
1	4:25	2	4:25	3	4:30	4	4:22	5	4:25	6	4:44	7	4:39						
	4:25 (38)		8:50 (39)		13:20 (41)		17:42 (40)		22:07 (40)		26:51 (44)		31:30 (44)						

373 Dawid TOMALA										POL	27 Aug 89	DNF							
1	4:17	2	4:17	3	4:27	4	4:23	5	4:27	6	4:20	7	4:23	8	4:25	9	4:30	10	4:33
	4:17 (26)		8:34 (29)		13:01 (32)		17:24 (33)		21:51 (33)		26:11 (34)		30:34 (35)		34:59 (34)		39:29 (35)		44:02 (35)
11	4:31	12	4:28	13	4:37	14	4:41	15	4:42	16	4:41	17	4:40	18	4:43	19	4:45	20	4:49
	48:33 (37)		53:01 (40)		57:38 (40)		1:02:19 (40)		1:07:01 (38)		1:11:42 (38)		1:16:22 (37)		1:21:05 (38)		1:25:50 (37)		1:30:39 (36)
21	4:52	22	4:44	23	4:54	24	5:01												
	1:35:31 (37)		1:40:15 (37)		1:45:09 (38)		1:50:10 (38)												

381 Ivan BANZERUK										UKR	9 Feb 90	DNF							
1	4:26	2	4:23	3	4:31	4	4:21	5	4:26	6	4:21	7	4:25	8	4:22	9	4:27	10	4:26
	4:26 (42)		8:49 (38)		13:20 (38)		17:41 (39)		22:07 (39)		26:28 (40)		30:53 (40)		35:15 (40)		39:42 (40)		44:08 (40)
11	4:26	12	4:27	13	4:26	14	4:25	15	4:30	16	4:29	17	4:34	18	4:39	19	5:17	20	4:46
	48:34 (40)		53:01 (39)		57:27 (39)		1:01:52 (39)		1:06:22 (37)		1:10:51 (37)		1:15:25 (36)		1:20:04 (36)		1:25:21 (34)		1:30:07 (34)
21	5:02	22	5:18																
	1:35:09 (35)		1:40:27 (39)																

333 Carl DOHMANN										GER	18 May 90	DNF							
1	4:24	2	4:20	3	4:21	4	4:19	5	4:25	6	4:22	7	4:23	8	4:19	9	4:27	10	4:24
	4:24 (35)		8:44 (33)		13:05 (33)		17:24 (32)		21:49 (32)		26:11 (35)		30:34 (34)		34:53 (32)		39:20 (31)		43:44 (31)
11	4:25	12	4:19	13	4:21	14	4:18	15	4:21	16	4:18	17	4:20	18	4:22	19	4:22	20	4:18
	48:09 (28)		52:28 (28)		56:49 (28)		1:01:07 (28)		1:05:28 (27)		1:09:46 (28)		1:14:06 (28)		1:18:28 (28)		1:22:50 (27)		1:27:08 (27)
21	4:19	22	4:22	23	4:23	24	4:39	25	5:08	26	5:27	27	32:05						
	1:31:27 (27)		1:35:49 (27)		1:40:12 (27)		1:44:51 (27)		1:49:59 (30)		1:55:26 (31)		2:27:31 (38)						

313 Eider ARÉVALO										COL	9 Mar 93	DNF							
1	4:12	2	4:20	3	4:15	4	4:13	5	4:18	6	4:16	7	4:17	8	4:14	9	4:21	10	4:16
	4:12 (23)		8:32 (24)		12:47 (24)		17:00 (24)		21:18 (22)		25:34 (23)		29:51 (22)		34:05 (23)		38:26 (25)		42:42 (24)
11	4:17	12	4:14	13	4:18	14	4:52												
	46:59 (23)		51:13 (23)		55:31 (23)		1:00:23 (27)												

332 Aurélien QUINION										FRA	27 Jan 93	DQ TR54.7.5	~~~~						
1	4:12	2	4:05	3	4:10	4	4:06	5	4:11	6	4:14	7	4:10	8	4:13	9	4:09	10	4:09
	4:12 (22)		8:17 (20)		12:27 (14)		16:33 (13)		20:44 (15)		24:58 (16)		29:08 (12)		33:21 (14)		37:30 (15)		41:39 (15)
11	4:10	12	4:10	13	4:12	14	4:03	15	4:07	16	4:08	17	4:11	18	4:08	19	4:11	20	4:09
	45:49 (15)		49:59 (12)		54:11 (11)		58:14 (1)		1:02:21 (1)		1:06:29 (1)		1:10:40 (1)		1:14:48 (1)		1:18:59 (1)		1:23:08 (1)
21	4:10	22	4:05	23	4:10	24	4:08	25	4:09	26	4:09	27	4:09	28	4:09	29	4:13	30	4:14
	1:27:18 (1)		1:31:23 (1)		1:35:33 (1)		1:39:41 (1)		1:43:50 (1)		1:47:59 (1)		1:52:08 (1)		1:56:17 (1)		2:00:30 (1)		2:04:44 (5)
31	7:31	32	4:06																
	2:12:15 (16)		2:16:21 (15)																

RACE ANALYSIS
35 Kilometres Race Walk Men
BIB 329 RED CARDS AMENDED

378 Michal MORVAY										SVK										19 Aug 96		DQ TR54.7.5		>>>>																																																							
1	4:27	2	4:24	3	4:30	4	4:26	5	4:26	6	4:27	7	4:32	8	4:29	9	4:33	10	4:30	11	4:39	12	4:39	13	4:45	14	4:44	15	4:46	16	4:45	17	8:19	18	4:25	19	4:41	20	4:42	21	4:45	22	4:50	23	4:57	24	5:01	25	5:06	26	4:59	27	5:05	28	4:57	29	5:04	30	5:01	31	5:05	32	5:09	33	5:07	34	5:07	35	2:29:59	36	2:35:08	37	2:40:15	38	2:45:22				
316 Juan José SOTO										COL										22 Aug 99		DQ TR54.7.5		>>>>																																																							
1	4:25	2	4:24	3	4:31	4	4:28	5	4:25	6	4:14	7	4:24	8	4:23	9	4:28	10	4:25	11	4:26	12	4:27	13	4:22	14	4:18	15	4:22	16	4:19	17	4:21	18	4:21	19	4:20	20	4:24	21	4:24	22	4:29	23	4:40	24	4:33	25	4:40	26	4:56	27	4:38	28	4:36	29	4:48	30	4:41	31	1:32:11	32	1:36:40	33	1:41:20	34	1:45:53	35	1:50:33	36	1:55:29	37	2:00:07	38	2:04:43	39	2:09:31	40	2:14:12
312 Yangben ZHAXI										CHN										15 Apr 96		DQ TR54.7.5		>>>>																																																							
1	4:11	2	4:04	3	4:14	4	4:09	5	4:17	6	4:14	7	4:13	8	4:11	9	4:19	10	4:17	11	4:22	12	4:20	13	4:30	14	4:22	15	4:21	16	4:23	17	4:27	18	4:27	19	8:27	20	4:59	21	5:08	22	5:22	23	4:58	24	5:07	25	1:35:55	26	1:41:17	27	1:46:15	28	1:51:22																								
371 Artur BRZOWSKI										POL										29 Mar 85		DQ TR54.7.5		>>>>																																																							
1	4:26	2	4:24	3	4:30	4	4:20	5	4:26	6	4:21	7	4:24	8	4:23	9	4:28	10	4:25	11	4:26	12	4:26	13	4:23	14	4:18	15	7:57	16	4:27	17	4:30	18	4:25	19	4:32	20	4:32	21	4:31	22	4:30	23	1:36:34	24	1:41:04																																
369 Luis Henry CAMPOS										PER										11 Oct 95		DNS																																																									
370 César Augusto RODRÍGUEZ										PER										26 Jun 97		DNS																																																									

NOTE * - 3.5 Minutes penalty added (TR 54.7.4)
 WA Rule PZ210 - 210sec Penalty Zone
 WA Rule TR54.7.5 - Fourth red card (when Penalty Zone used)

RESULTS



4 x 100 Metres Relay Men - Final

RECORDS	RESULT	TEAM	COUNTRY	VENUE	DATE
World Record WR	36.84	Jamaica	JAM	London (GBR)	11 Aug 2012
Championships Record CR	37.04	Jamaica	JAM	Daegu (KOR)	4 Sep 2011
World Leading WL	37.38	United States	USA	Budapest	26 Aug 2023
Area Record AR					
		National Record NR			
				Season Best SB	

26 August 2023 21:42 START TIME 29° C TEMPERATURE 56 % HUMIDITY

PLACE	TEAM	BIB	LANE	REACTION	RESULT	Fn
1	UNITED STATES 2978 Christian COLEMAN 2998 Fred KERLEY 2974 Brandon CARNES 3007 Noah LYLES	USA	8	0.146	37.38	WL
2	ITALY 2513 Roberto RIGALI 2503 Lamont Marcell JACOBS 2509 Lorenzo PATTA 2521 Filippo TORTU	ITA	5	0.148	37.62	SB
3	JAMAICA 2533 Akeem BLAKE 2554 Oblique SEVILLE 2540 Rviem FORDE 2559 Rohan WATSON	JAM	6	0.168	37.76	
4	GREAT BRITAIN & NI 2339 Jeremiah AZU 2350 Zharnel HUGHES 2345 Adam GEMILI 2338 Eugene AMO-DADZIE	GBR	4	0.148	37.80	SB
5	JAPAN 2585 Rvuichiro SAKAI 2600 Hiroki YANAGITA 2577 Yuki KOIKE 2587 Abdul Hakim SANI BROWN	JPN	9	0.164	37.83	
6	FRANCE 2332 Méba Mickaël ZEZE 2316 Pablo MATEO 2333 Ryan ZEZE 2306 Mouhamadou FALL	FRA	3	0.156	38.06	
	SOUTH AFRICA 2829 Shaun MASWANGANYI 2836 Benjamin RICHARDSON 2832 Clarence MUNYAI 2839 Akani SIMBINE	RSA	7	0.172	DNF	
	BRAZIL 2112 Rodriqo DO NASCIMENTO 2126 Jorge VIDES 2106 Erik CARDOSO 2104 Felipe BARDI	BRA	2	0.150	DQ	TR24.7

NOTE WA Rule TR24.7 - Passing the baton outside the takeover zone (early / late takeover)

RESULTS
4 x 100 Metres Relay Men - Final

ALL-TIME OUTDOOR TOP LIST				2023 OUTDOOR TOP LIST			
RESULT	TEAM	VENUE	DATE	RESULT	TEAM	VENUE	2023
36.84	JAMAICA (JAM)	London (GBR)	11 Aug 12	37.38	UNITED STATES (USA)	Budapest	26 Aug
37.10	UNITED STATES (USA)	Doha (QAT)	5 Oct 19	37.62	ITALY (ITA)	Budapest	26 Aug
37.36	GREAT BRITAIN & NI (GBR)	Doha (QAT)	5 Oct 19	37.68	JAMAICA (JAM)	Budapest	25 Aug
37.43	JAPAN (JPN)	Doha (QAT)	5 Oct 19	37.71	JAPAN (JPN)	Budapest	25 Aug
37.48	CANADA (CAN)	Eugene, OR (USA)	23 Jul 22	37.72	SOUTH AFRICA (RSA)	Budapest	25 Aug
37.50	ITALY (ITA)	Tokyo (JPN)	6 Aug 21	37.80	CANADA (CAN)	Gainesville, FL (USA)	1 Apr
37.62	TRINIDAD AND TOBAGO (TTO)	Berlin (GER)	22 Aug 09	37.80	GREAT BRITAIN & NI (GBR)	Budapest	26 Aug
37.65	SOUTH AFRICA (RSA)	Doha (QAT)	4 Oct 19	37.93	FLORIDA (USA)	Baton Rouge, LA (USA)	13 May
37.72	BRAZIL (BRA)	Doha (QAT)	5 Oct 19	37.98	FRANCE (FRA)	Budapest	25 Aug
37.79	FRANCE (FRA)	Split (CRO)	1 Sep 90	38.19	BRAZIL (BRA)	Budapest	25 Aug
37.79	PR OF CHINA (CHN)	Doha (QAT)	4 Oct 19				

RACE ANALYSIS



4 x 100 Metres Relay Men - Final

26 August 2023 21:42 START TIME 29° C TEMPERATURE 56 % HUMIDITY

1 100m 2 200m 3 300m

1	USA	UNITED STATES	USA	37.38 ^{WL}
2	ITA	ITALY	ITA	37.62 ^{SB}
3	JAM	JAMAICA	JAM	37.76
4	GBR	GREAT BRITAIN & NI	GBR	37.80 ^{SB}
5	JPN	JAPAN	JPN	37.83
6	FRA	FRANCE	FRA	38.06
	RSA	SOUTH AFRICA	RSA	DNF
	BRA	BRAZIL	BRA	DQ TR24.7

NOTE WA Rule TR24.7 - Passing the baton outside the takeover zone (early / late takeover)

RESULT PROGRESSION



4 x 100 Metres Relay Men - Final

RECORDS	RESULT	TEAM	COUNTRY	VENUE	DATE
World Record WR	36.84	Jamaica	JAM	London (GBR)	11 Aug 2012
Championships Record CR	37.04	Jamaica	JAM	Daegu (KOR)	4 Sep 2011
World Leading WL	37.38	United States	USA	Budapest	26 Aug 2023
Area Record AR		National Record NR		Season Best SB	


26 August 2023

RANK	BIB	TEAM	PHASE	HEAT	LANE	PLACE	RESULT	
1	USA	UNITED STATES	Final	1	8	1	37.38	WL
			Round 1	1	8	2	37.67 Q	WL
2	ITA	ITALY	Final	1	5	2	37.62	SB
			Round 1	2	5	1	37.65 Q	WL
3	JAM	JAMAICA	Final	1	6	3	37.76	
			Round 1	1	7	3	37.68 Q	SB
4	GBR	GREAT BRITAIN & NI	Final	1	4	4	37.80	SB
			Round 1	2	7	7	38.01 Q	
5	JPN	JAPAN	Final	1	9	5	37.83	
			Round 1	1	5	4	37.71 Q	SB
6	FRA	FRANCE	Final	1	3	6	38.06	
			Round 1	1	3	6	37.98 q	SB
	RSA	SOUTH AFRICA	Final	1	7		DNF	
			Round 1	2	2	5	37.72 Q	SB
	BRA	BRAZIL	Final	1	2		DQ TR24.7	
			Round 1	2	4	8	38.19 q	SB

NOTE WA Rule TR24.7 - Passing the baton outside the takeover zone (early / late takeover)

ALL-TIME OUTDOOR TOP LIST				2023 OUTDOOR TOP LIST			
RESULT	TEAM	VENUE	DATE	RESULT	TEAM	VENUE	2023
36.84	JAMAICA (JAM)	London (GBR)	11 Aug 12	37.38	UNITED STATES (USA)	Budapest	26 Aug
37.10	UNITED STATES (USA)	Doha (QAT)	5 Oct 19	37.62	ITALY (ITA)	Budapest	26 Aug
37.36	GREAT BRITAIN & NI (GBR)	Doha (QAT)	5 Oct 19	37.68	JAMAICA (JAM)	Budapest	25 Aug
37.43	JAPAN (JPN)	Doha (QAT)	5 Oct 19	37.71	JAPAN (JPN)	Budapest	25 Aug
37.48	CANADA (CAN)	Eugene, OR (USA)	23 Jul 22	37.72	SOUTH AFRICA (RSA)	Budapest	25 Aug
37.50	ITALY (ITA)	Tokyo (JPN)	6 Aug 21	37.80	CANADA (CAN)	Gainesville, FL (USA)	1 Apr
37.62	TRINIDAD AND TOBAGO (TTO)	Berlin (GER)	22 Aug 09	37.80	GREAT BRITAIN & NI (GBR)	Budapest	26 Aug
37.65	SOUTH AFRICA (RSA)	Doha (QAT)	4 Oct 19	37.93	FLORIDA (USA)	Baton Rouge, LA (USA)	13 May
37.72	BRAZIL (BRA)	Doha (QAT)	5 Oct 19	37.98	FRANCE (FRA)	Budapest	25 Aug
37.79	FRANCE (FRA)	Split (CRO)	1 Sep 90	38.19	BRAZIL (BRA)	Budapest	25 Aug
37.79	PR OF CHINA (CHN)	Doha (QAT)	4 Oct 19				

SUMMARY



4 x 100 Metres Relay Men - Round 1

First 3 of each heat (Q) plus 2 fastest times (q) qualify to Final

RECORDS	RESULT	TEAM	COUNTRY	VENUE	DATE
World Record WR	36.84	Jamaica	JAM	London (GBR)	11 Aug 2012
Championships Record CR	37.04	Jamaica	JAM	Daegu (KOR)	4 Sep 2011
World Leading WL	37.65	Italy	ITA	Budapest	25 Aug 2023
World Leading WL	37.65	Italy	ITA	Budapest	25 Aug 2023
Area Record AR		National Record NR		Season Best SB	

25 August 2023

RANK	PLACE	HEAT	LANE	BIB	TEAM	REACTION	RESULT		
1	1	2	5	ITA	ITALY	0.115	37.65	Q	WL
2	1	1	8	USA	UNITED STATES	0.134	37.67	Q	WL
3	2	1	7	JAM	JAMAICA	0.174	37.68	Q	SB
4	3	1	5	JPN	JAPAN	0.150	37.71	Q	SB
5	2	2	2	RSA	SOUTH AFRICA	0.157	37.72	Q	SB
6	4	1	3	FRA	FRANCE	0.150	37.98	q	SB
7	3	2	7	GBR	GREAT BRITAIN & NI	0.157	38.01	Q	
8	4	2	4	BRA	BRAZIL	0.147	38.19	q	SB
9	5	2	3	NGR	NIGERIA	0.142	38.20		SB
10	6	2	9	CAN	CANADA	0.148	38.25		
11	7	2	6	SUI	SWITZERLAND	0.142	38.65		
12	5	1	4	TTO	TRINIDAD AND TOBAGO	0.139	38.89		
13	6	1	6	HUN	HUNGARY	0.180	39.55		SB
			1	9	GER	GERMANY	0.171	DNF	
			1	2	NED	NETHERLANDS	0.146	DNF	
			2	8	POL	POLAND	0.165	DNF	

ALL-TIME OUTDOOR TOP LIST

RESULT	TEAM	VENUE	DATE
36.84	JAMAICA (JAM)	London (GBR)	11 Aug 12
37.10	UNITED STATES (USA)	Doha (QAT)	5 Oct 19
37.36	GREAT BRITAIN & NI (GBR)	Doha (QAT)	5 Oct 19
37.43	JAPAN (JPN)	Doha (QAT)	5 Oct 19
37.48	CANADA (CAN)	Eugene, OR (USA)	23 Jul 22
37.50	ITALY (ITA)	Tokyo (JPN)	6 Aug 21
37.62	TRINIDAD AND TOBAGO (TTO)	Berlin (GER)	22 Aug 09
37.65	SOUTH AFRICA (RSA)	Doha (QAT)	4 Oct 19
37.72	BRAZIL (BRA)	Doha (QAT)	5 Oct 19
37.79	FRANCE (FRA)	Split (CRO)	1 Sep 90
37.79	PR OF CHINA (CHN)	Doha (QAT)	4 Oct 19

2023 OUTDOOR TOP LIST

RESULT	TEAM	VENUE	2023
37.65	ITALY (ITA)	Budapest	25 Aug
37.67	UNITED STATES (USA)	Budapest	25 Aug
37.68	JAMAICA (JAM)	Budapest	25 Aug
37.71	JAPAN (JPN)	Budapest	25 Aug
37.72	SOUTH AFRICA (RSA)	Budapest	25 Aug
37.80	CANADA (CAN)	Gainesville, FL (USA)	1 Apr
37.93	FLORIDA (USA)	Baton Rouge, LA (USA)	13 May
37.98	FRANCE (FRA)	Budapest	25 Aug
38.00	GREAT BRITAIN & NI (GBR)	London (GBR)	23 Jul
38.19	BRAZIL (BRA)	Budapest	25 Aug

RACE ANALYSIS



4 x 100 Metres Relay Men - Round 1

First 3 of each heat (Q) plus 2 fastest times (q) qualify to Final

Heat 1 **2**

25 August 2023 19:31 START TIME

32° C TEMPERATURE 45 % HUMIDITY

1	100m	2	200m	3	300m
---	------	---	------	---	------

1		USA UNITED STATES		USA		37.67	WL
1	10.41	2	8.62	3	9.27		
	10.41 (1)		19.03 (1)		28.30 (1)		
9.37							
2		JAM JAMAICA		JAM		37.68	SB
1	10.46	2	8.88	3	9.24		
	10.46 (2)		19.34 (2)		28.58 (2)		
9.10							
3		JPN JAPAN		JPN		37.71	SB
1	10.50	2	9.02	3	9.26		
	10.50 (4)		19.52 (3)		28.78 (3)		
8.93							
4		FRA FRANCE		FRA		37.98	SB
1	10.50	2	9.26	3	9.18		
	10.50 (3)		19.76 (4)		28.94 (4)		
9.04							
5		TTO TRINIDAD AND TOBAGO		TTO		38.89	
1	11.00	2	9.24	3	9.40		
	11.00 (7)		20.24 (6)		29.64 (5)		
9.25							
6		HUN HUNGARY		HUN		39.55	SB
1	10.90	2	9.57	3	9.82		
	10.90 (6)		20.47 (7)		30.29 (6)		
9.26							
GER GERMANY		GER		GER		DNF	
1	10.67	2	9.38				
	10.67 (5)		20.05 (5)				
NED NETHERLANDS		NED		NED		DNF	
1	11.05						
	11.05 (8)						

RACE ANALYSIS



4 x 100 Metres Relay Men - Round 1

First 3 of each heat (Q) plus 2 fastest times (q) qualify to Final

Heat 2 **2**

25 August 2023 19:41 START TIME

32° C TEMPERATURE 45 % HUMIDITY

1	100m	2	200m	3	300m
---	------	---	------	---	------

1		ITA ITALY		ITA		37.65 WL	
1	10.60	2	8.81	3	9.24		
	10.60 (4)		19.41 (3)		28.65 (1)	9.00	
2		RSA SOUTH AFRICA		RSA		37.72 SB	
1	10.56	2	9.00	3	9.27		
	10.56 (2)		19.56 (5)		28.83 (3)	8.89	
3		GBR GREAT BRITAIN & NI		GBR		38.01	
1	10.56	2	8.99	3	9.54		
	10.56 (3)		19.55 (4)		29.09 (4)	8.92	
4		BRA BRAZIL		BRA		38.19 SB	
1	18.31	2		3	10.83		
	18.31 (8)		18.31 (1)		29.14 (5)	9.05	
5		NGR NIGERIA		NGR		38.20 SB	
1	10.85	2	8.87	3	10.43		
	10.85 (6)		19.72 (7)		30.15 (7)	8.05	
6		CAN CANADA		CAN		38.25	
1	10.43	2	8.92	3	9.39		
	10.43 (1)		19.35 (2)		28.74 (2)	9.51	
7		SUI SWITZERLAND		SUI		38.65	
1	10.60	2	9.05	3	10.41		
	10.60 (4)		19.65 (6)		30.06 (6)	8.59	
POL POLAND		POL		POL		DNF	
1	10.94						
	10.94 (7)						

RESULTS



4 x 100 Metres Relay Men - Round 1

First 3 of each heat (Q) plus 2 fastest times (q) qualify to Final

RECORDS	RESULT	TEAM	COUNTRY	VENUE	DATE
World Record WR	36.84	Jamaica	JAM	London (GBR)	11 Aug 2012
Championships Record CR	37.04	Jamaica	JAM	Daegu (KOR)	4 Sep 2011
World Leading WL	37.65	Italy	ITA	Budapest	25 Aug 2023
World Leading WL	37.65	Italy	ITA	Budapest	25 Aug 2023
Area Record AR					
		National Record NR			
			Season Best SB		

Heat 1

2

25 August 2023

19:31 START TIME

32° C TEMPERATURE
45 % HUMIDITY

PLACE	TEAM	BIB	LANE	REACTION	RESULT		Fn
1	UNITED STATES	USA	8	0.134	37.67	Q	WL
	2978 Christian COLEMAN				10.41 (1)		
	2998 Fred KERLEY				8.62 (1)	19.03 (1)	
	2974 Brandon CARNES				9.27 (4)	28.30 (1)	
	3030 JT SMITH				9.37 (6)		
2	JAMAICA	JAM	7	0.174	37.68	Q	SB
	2533 Ackeem BLAKE				10.46 (2)		
	2554 Oblique SEVILLE				8.88 (2)	19.34 (2)	
	2540 Ryiem FORDE				9.24 (2)	28.58 (2)	
	2559 Rohan WATSON				9.10 (3)		
3	JAPAN	JPN	5	0.150	37.71	Q	SB
	2585 Rvuichiro SAKAI				10.50 (3)		
	2600 Hiroki YANAGITA				9.02 (3)	19.52 (3)	
	2577 Yuki KOIKE				9.26 (3)	28.78 (3)	
	2587 Abdul Hakim SANI BROWN				8.93 (1)		
4	FRANCE	FRA	3	0.150	37.98	q	SB
	2332 Méba Mickaël ZEZE				10.50 (3)		
	2316 Pablo MATEO				9.26 (5)	19.76 (4)	
	2333 Ryan ZEZE				9.18 (1)	28.94 (4)	
	2306 Mouhamadou FALL				9.04 (2)		
5	TRINIDAD AND TOBAGO	TTO	4	0.139	38.89		
	2916 Omari LEWIS				11.00 (7)		
	2914 Jerod ELCOCK				9.24 (4)	20.24 (6)	
	2923 Revell WEBSTER				9.40 (5)	29.64 (5)	
	2913 Devin AUGUSTINE				9.25 (4)		
6	HUNGARY	HUN	6	0.180	39.55		SB
	2428 Dominik ILLOVSZKY				10.90 (6)		
	2423 Bence BOROS				9.57 (7)	20.47 (7)	
	2438 Dániel SZABÓ				9.82 (6)	30.29 (6)	
	2435 Márk PAP				9.26 (5)		
	GERMANY	GER	9	0.171	DNF		
	2381 Kevin KRANZ				10.67 (5)		
	2364 Lucas ANSAH-PEPRAH				9.38 (6)	20.05 (5)	
	2373 Joshua HARTMANN						
	2396 Yannick WOLF						
	NETHERLANDS	NED	2	0.146	DNF		
	2703 Nsikak EKPO				11.05 (8)		
	2701 Tavmir BURNET						
	2710 Henslev PAULINA						
	2700 Raphael BOUJU						

RESULTS
4 x 100 Metres Relay Men - Round 1

Heat 2 2

25 August 2023 19:41 START TIME 32° C TEMPERATURE 45 % HUMIDITY

PLACE	TEAM	BIB	LANE	REACTION	RESULT	Fn
1	ITALY	ITA	5	0.115	37.65	Q WL
	2513 Roberto RIGALI				10.60 (4)	
	2503 Lamont Marcell JACOBS				8.81 (1)	19.41 (3)
	2509 Lorenzo PATTA				9.24 (1)	28.65 (1)
	2521 Filippo TORTU				9.00 (5)	
2	SOUTH AFRICA	RSA	2	0.157	37.72	Q SB
	2829 Shaun MASWANGANYI				10.56 (2)	
	2836 Benjamin RICHARDSON				9.00 (5)	19.56 (5)
	2832 Clarence MUNYAI				9.27 (2)	28.83 (3)
	2839 Akani SIMBINE				8.89 (3)	
3	GREAT BRITAIN & NI	GBR	7	0.157	38.01	Q
	2339 Jeremiah AZU				10.56 (2)	
	2345 Adam GEMILI				8.99 (4)	19.55 (4)
	2344 Jona EFOLOKO				9.54 (4)	29.09 (4)
	2338 Eugene AMO-DADZIE				8.92 (4)	
4	BRAZIL	BRA	4	0.147	38.19	q SB
	2105 Paulo André CAMILO				18.31 (8)	
	2104 Felipe BARDI					18.31 (1)
	2106 Erik CARDOSO				10.83 (7)	29.14 (5)
	2112 Rodriqo DO NASCIMENTO				9.05 (6)	
5	NIGERIA	NGR	3	0.142	38.20	SB
	2717 Favour Oahene Teiiri ASHE				10.85 (6)	
	2720 Usheoritse ITSEKIRI				8.87 (2)	19.72 (7)
	2715 Alaba Olukunle AKINTOLA				10.43 (6)	30.15 (7)
	2724 Seye OGUNLEWE				8.05 (1)	
6	CANADA	CAN	9	0.148	38.25	
	2138 Aaron BROWN				10.43 (1)	
	2136 Jerome BLAKE				8.92 (3)	19.35 (2)
	2155 Brendon RODNEY				9.39 (3)	28.74 (2)
	2133 Bolade AJOMALE				9.51 (7)	
7	SWITZERLAND	SUI	6	0.142	38.65	
	2876 Pascal MANCINI				10.60 (4)	
	2875 Bradley LESTRADE				9.05 (6)	19.65 (6)
	2882 Felix SVENSSON				10.41 (5)	30.06 (6)
	2872 Enrico GÜNTERT				8.59 (2)	
	POLAND	POL	8	0.165	DNF	
	2768 Adam BURDA				10.94 (7)	
	2783 Mateusz SIUDA					
	2794 Łukasz ŻOK					
	2776 Dominik KOPEĆ					

ALL-TIME OUTDOOR TOP LIST				2023 OUTDOOR TOP LIST			
RESULT	TEAM	VENUE	DATE	RESULT	TEAM	VENUE	2023
36.84	JAMAICA (JAM)	London (GBR)	11 Aug 12	37.65	ITALY (ITA)	Budapest	25 Aug
37.10	UNITED STATES (USA)	Doha (QAT)	5 Oct 19	37.67	UNITED STATES (USA)	Budapest	25 Aug
37.36	GREAT BRITAIN & NI (GBR)	Doha (QAT)	5 Oct 19	37.68	JAMAICA (JAM)	Budapest	25 Aug
37.43	JAPAN (JPN)	Doha (QAT)	5 Oct 19	37.71	JAPAN (JPN)	Budapest	25 Aug
37.48	CANADA (CAN)	Eugene, OR (USA)	23 Jul 22	37.72	SOUTH AFRICA (RSA)	Budapest	25 Aug
37.50	ITALY (ITA)	Tokyo (JPN)	6 Aug 21	37.80	CANADA (CAN)	Gainesville, FL (USA)	1 Apr
37.62	TRINIDAD AND TOBAGO (TTO)	Berlin (GER)	22 Aug 09	37.93	FLORIDA (USA)	Baton Rouge, LA (USA)	13 May
37.65	SOUTH AFRICA (RSA)	Doha (QAT)	4 Oct 19	37.98	FRANCE (FRA)	Budapest	25 Aug
37.72	BRAZIL (BRA)	Doha (QAT)	5 Oct 19	38.00	GREAT BRITAIN & NI (GBR)	London (GBR)	23 Jul
37.79	FRANCE (FRA)	Split (CRO)	1 Sep 90	38.19	BRAZIL (BRA)	Budapest	25 Aug
37.79	PR OF CHINA (CHN)	Doha (QAT)	4 Oct 19				

RESULTS



4 x 400 Metres Relay Men - Final

RECORDS	RESULT	TEAM	COUNTRY	VENUE	DATE
World Record WR	2:54.29	United States	USA	Stuttgart (GER)	22 Aug 1993
Championships Record CR	2:54.29	United States	USA	Stuttgart (GER)	22 Aug 1993
World Leading WL	2:57.31	United States	USA	Budapest	27 Aug 2023
Area Record AR		National Record NR		Season Best SB	

27 August 2023 21:36 START TIME 29° C TEMPERATURE 51 % HUMIDITY

PLACE	TEAM	BIB	LANE	REACTION	RESULT	Fn
1	UNITED STATES 2989 Quincy HALL 3018 Vernon NORWOOD 3026 Justin ROBINSON 2971 Rai BENJAMIN	USA	8	0.197	2:57.31 44.54 (1) 44.01 (1) 44.74 (1) 44.02 (1)	WL 1:28.55 (1) 2:13.29 (1)
2	FRANCE 2331 Ludvy VAILLANT 2299 Gilles BIRON 2327 David SOMBE 2296 Téo ANDANT	FRA	7	0.208	2:58.45	NR
3	GREAT BRITAIN & NI 2348 Alex HAYDOCK-WILSON 2343 Charles DOBSON 2342 Lewis DAVEY 2353 Rio MITCHAM	GBR	9	0.193	2:58.71	SB
4	JAMAICA 2549 Rusheen MCDONALD 2537 Roshawn CLARKE 2530 Zandrion BARNES 2558 Antonio WATSON	JAM	6	0.214	2:59.34	SB
5	INDIA 2467 Muhammed Anas YAHIYA 2452 Amoj JACOB 2466 Muhammed Aimal VARIYATHODI 2461 Rajesh RAMESH	IND	5	0.184	2:59.92	
6	NETHERLANDS 2698 Isavah BOERS 2695 Terrence AGARD 2697 Ramsey ANGELA 2705 Isava KLEIN IKKINK	NED	3	0.189	3:00.40	
7	ITALY 2514 Edoardo SCOTTI 2506 Riccardo MELI 2490 Lorenzo BENATI 2511 Davide RE	ITA	4	0.190	3:01.23	
	BOTSWANA 2100 Zibane NGOZI 2103 Baboloki THEBE 2096 Laone DITSHETELO 2101 Leunqo SCOTCH	BOT	2	0.203	DQ	TR24.8

NOTE WA Rule TR24.8 - Infringement of TR17.3. / impediment at takeover

RESULTS
4 x 400 Metres Relay Men - Final

ALL-TIME OUTDOOR TOP LIST				2023 OUTDOOR TOP LIST			
RESULT	TEAM	VENUE	DATE	RESULT	TEAM	VENUE	2023
2:54.29	UNITED STATES (USA)	Stuttgart (GER)	22 Aug 93	2:57.31	UNITED STATES (USA)	Budapest	27 Aug
2:56.60	GREAT BRITAIN & NI (GBR)	Atlanta, GA (USA)	3 Aug 96	2:57.78	ARIZONA STATE (USA)	Austin, TX (USA)	9 Jun
2:56.72	BAHAMAS (BAH)	London (GBR)	10 Aug 12	2:58.45	FRANCE (FRA)	Budapest	27 Aug
2:56.75	JAMAICA (JAM)	Athina (GRE)	10 Aug 97	2:58.71	GREAT BRITAIN & NI (GBR)	Budapest	27 Aug
2:57.18	NETHERLANDS (NED)	Tokyo (JPN)	7 Aug 21	2:59.05	INDIA (IND)	Budapest	26 Aug
2:57.27	BOTSWANA (BOT)	Tokyo (JPN)	7 Aug 21	2:59.34	JAMAICA (JAM)	Budapest	27 Aug
2:57.88	BELGIUM (BEL)	Tokyo (JPN)	7 Aug 21	2:59.42	BOTSWANA (BOT)	Budapest	26 Aug
2:58.00	POLAND (POL)	New York, NY (USA)	22 Jul 98	3:00.14	ITALY (ITA)	Budapest	26 Aug
2:58.12	TRINIDAD AND TOBAGO (TTO)	London (GBR)	13 Aug 17	3:00.23	NETHERLANDS (NED)	Budapest	26 Aug
2:58.45	FRANCE (FRA)	Budapest	27 Aug 23	3:00.33	BELGIUM (BEL)	Budapest	26 Aug

RACE ANALYSIS



4 x 400 Metres Relay Men - Final

27 August 2023 21:36 START TIME 29° C TEMPERATURE 51 % HUMIDITY

1 400m 2 800m 3 1200m

1 USA UNITED STATES				USA	2:57.31 WL	
1	44.54	2	44.01	3	44.74	44.02
	44.54 (1)		1:28.55 (1)		2:13.29 (1)	
2 FRA FRANCE				FRA	2:58.45 NR	
<input type="text"/>						
3 GBR GREAT BRITAIN & NI				GBR	2:58.71 SB	
<input type="text"/>						
4 JAM JAMAICA				JAM	2:59.34 SB	
<input type="text"/>						
5 IND INDIA				IND	2:59.92	
<input type="text"/>						
6 NED NETHERLANDS				NED	3:00.40	
<input type="text"/>						
7 ITA ITALY				ITA	3:01.23	
<input type="text"/>						
BOT BOTSWANA				BOT	DQ TR24.8	

NOTE WA Rule TR24.8 - Infringement of TR17.3. / impediment at takeover

RESULT PROGRESSION



4 x 400 Metres Relay Men - Final

RECORDS	RESULT	TEAM	COUNTRY	VENUE	DATE
World Record WR	2:54.29	United States	USA	Stuttgart (GER)	22 Aug 1993
Championships Record CR	2:54.29	United States	USA	Stuttgart (GER)	22 Aug 1993
World Leading WL	2:57.31	United States	USA	Budapest	27 Aug 2023
Area Record AR		National Record NR		Season Best SB	

27 August 2023

RANK	BIB	TEAM	PHASE	HEAT	LANE	PLACE	RESULT	
1	USA	UNITED STATES	Final	1	8	1	2:57.31	WL
			Round 1	1	9	1	2:58.47 Q	
2	FRA	FRANCE	Final	1	7	2	2:58.45	NR
			Round 1	2	6	6	3:00.05 Q	SB
3	GBR	GREAT BRITAIN & NI	Final	1	9	3	2:58.71	SB
			Round 1	1	3	3	2:59.42 Q	SB
4	JAM	JAMAICA	Final	1	6	4	2:59.34	SB
			Round 1	2	3	5	2:59.82 Q	SB
5	IND	INDIA	Final	1	5	5	2:59.92	
			Round 1	1	4	2	2:59.05 Q	AR
6	NED	NETHERLANDS	Final	1	3	6	3:00.40	
			Round 1	2	2	8	3:00.23 q	SB
7	ITA	ITALY	Final	1	4	7	3:01.23	
			Round 1	2	5	7	3:00.14 Q	SB
	BOT	BOTSWANA	Final	1	2		DQ TR24.8	
			Round 1	1	1	4	2:59.42 q	SB

NOTE WA Rule TR24.8 - Infringement of TR17.3. / impediment at takeover

ALL-TIME OUTDOOR TOP LIST				2023 OUTDOOR TOP LIST			
RESULT	TEAM	VENUE	DATE	RESULT	TEAM	VENUE	2023
2:54.29	UNITED STATES (USA)	Stuttgart (GER)	22 Aug 93	2:57.31	UNITED STATES (USA)	Budapest	27 Aug
2:56.60	GREAT BRITAIN & NI (GBR)	Atlanta, GA (USA)	3 Aug 96	2:57.78	ARIZONA STATE (USA)	Austin, TX (USA)	9 Jun
2:56.72	BAHAMAS (BAH)	London (GBR)	10 Aug 12	2:58.45	FRANCE (FRA)	Budapest	27 Aug
2:56.75	JAMAICA (JAM)	Athina (GRE)	10 Aug 97	2:58.71	GREAT BRITAIN & NI (GBR)	Budapest	27 Aug
2:57.18	NETHERLANDS (NED)	Tokyo (JPN)	7 Aug 21	2:59.05	INDIA (IND)	Budapest	26 Aug
2:57.27	BOTSWANA (BOT)	Tokyo (JPN)	7 Aug 21	2:59.34	JAMAICA (JAM)	Budapest	27 Aug
2:57.88	BELGIUM (BEL)	Tokyo (JPN)	7 Aug 21	2:59.42	BOTSWANA (BOT)	Budapest	26 Aug
2:58.00	POLAND (POL)	New York, NY (USA)	22 Jul 98	3:00.14	ITALY (ITA)	Budapest	26 Aug
2:58.12	TRINIDAD AND TOBAGO (TTO)	London (GBR)	13 Aug 17	3:00.23	NETHERLANDS (NED)	Budapest	26 Aug
2:58.45	FRANCE (FRA)	Budapest	27 Aug 23	3:00.33	BELGIUM (BEL)	Budapest	26 Aug

SUMMARY



4 x 400 Metres Relay Men - Round 1

First 3 of each heat (Q) plus 2 fastest times (q) qualify to Final

RECORDS	RESULT	TEAM	COUNTRY	VENUE	DATE
World Record WR	2:54.29	United States	USA	Stuttgart (GER)	22 Aug 1993
Championships Record CR	2:54.29	United States	USA	Stuttgart (GER)	22 Aug 1993
World Leading WL	2:57.74	Florida		Austin, TX (USA)	9 Jun 2023
Area Record AR		National Record NR		Season Best SB	

26 August 2023

RANK	PLACE	HEAT	LANE	BIB	TEAM	REACTION	RESULT	
1	1	1	9	USA	UNITED STATES	0.179	2:58.47	Q
2	2	1	4	IND	INDIA	0.169	2:59.05	Q AR
3	3	1	3	GBR	GREAT BRITAIN & NI	0.164	2:59.42 (.412)	Q SB
4	4	1	1	BOT	BOTSWANA	0.192	2:59.42 (.420)	q SB
5	1	2	3	JAM	JAMAICA	0.234	2:59.82	Q SB
6	2	2	6	FRA	FRANCE	0.211	3:00.05	Q SB
7	3	2	5	ITA	ITALY	0.192	3:00.14	Q SB
8	4	2	2	NED	NETHERLANDS	0.183	3:00.23	q SB
9	5	2	4	BEL	BELGIUM	0.212	3:00.33	SB
10	5	1	2	JPN	JAPAN	0.177	3:00.39	SB
11	6	2	9	GER	GERMANY	0.184	3:00.67	SB
12	6	1	6	CZE	CZECH REPUBLIC	0.143	3:00.99	NR
13	7	2	8	KEN	KENYA	0.260	3:01.41	SB
14	7	1	8	TTO	TRINIDAD AND TOBAGO	0.264	3:01.54	SB
15	8	1	5	ESP	SPAIN	0.146	3:02.64	SB
16	9	1	7	HUN	HUNGARY	0.178	3:02.65	NR
17	8	2	7	SRI	SRI LANKA	0.230	3:03.25	

ALL-TIME OUTDOOR TOP LIST				2023 OUTDOOR TOP LIST			
RESULT	TEAM	VENUE	DATE	RESULT	TEAM	VENUE	2023
2:54.29	UNITED STATES (USA)	Stuttgart (GER)	22 Aug 93	2:57.78	ARIZONA STATE (USA)	Austin, TX (USA)	9 Jun
2:56.60	GREAT BRITAIN & NI (GBR)	Atlanta, GA (USA)	3 Aug 96	2:58.47	UNITED STATES (USA)	Budapest	26 Aug
2:56.72	BAHAMAS (BAH)	London (GBR)	10 Aug 12	2:59.05	INDIA (IND)	Budapest	26 Aug
2:56.75	JAMAICA (JAM)	Athina (GRE)	10 Aug 97	2:59.42	GREAT BRITAIN & NI (GBR)	Budapest	26 Aug
2:57.18	NETHERLANDS (NED)	Tokyo (JPN)	7 Aug 21	2:59.42	BOTSWANA (BOT)	Budapest	26 Aug
2:57.27	BOTSWANA (BOT)	Tokyo (JPN)	7 Aug 21	2:59.82	JAMAICA (JAM)	Budapest	26 Aug
2:57.88	BELGIUM (BEL)	Tokyo (JPN)	7 Aug 21	3:00.05	FRANCE (FRA)	Budapest	26 Aug
2:58.00	POLAND (POL)	New York, NY (USA)	22 Jul 98	3:00.14	ITALY (ITA)	Budapest	26 Aug
2:58.12	TRINIDAD AND TOBAGO (TTO)	London (GBR)	13 Aug 17	3:00.23	NETHERLANDS (NED)	Budapest	26 Aug
2:58.56	BRAZIL (BRA)	Winnipeg (CAN)	30 Jul 99	3:00.33	BELGIUM (BEL)	Budapest	26 Aug

RACE ANALYSIS



4 x 400 Metres Relay Men - Round 1

First 3 of each heat (Q) plus 2 fastest times (q) qualify to Final

Heat 1 **2**

26 August 2023 19:31 START TIME

35° C TEMPERATURE 39 % HUMIDITY

1 400m 2 800m 3 1200m

1 USA UNITED STATES				USA	2:58.47
1	45.29	2	44.39	3	44.31
	45.29 (1)		1:29.68 (2)		2:13.99 (3)
					44.48
2 IND INDIA				IND	2:59.05 ^{AR}
3 GBR GREAT BRITAIN & NI				GBR	2:59.42 ^{SB}
1	46.12	2	44.44	3	44.40
	46.12 (5)		1:30.56 (4)		2:14.96 (4)
					44.46
4 BOT BOTSWANA				BOT	2:59.42 ^{SB}
1	45.90	2	44.47	3	44.74
	45.90 (3)		1:30.37 (3)		2:15.11 (5)
					44.31
5 JPN JAPAN				JPN	3:00.39 ^{SB}
1	46.49	2	44.33	3	41.32
	46.49 (7)		1:30.82 (7)		2:12.14 (2)
					48.25
6 CZE CZECH REPUBLIC				CZE	3:00.99 ^{NR}
1	45.94	2	44.85	3	45.76
	45.94 (4)		1:30.79 (6)		2:16.55 (6)
					44.44
7 TTO TRINIDAD AND TOBAGO				TTO	3:01.54 ^{SB}
1	46.20	2	44.65	3	39.54
	46.20 (6)		1:30.85 (8)		2:10.39 (1)
					51.15
8 ESP SPAIN				ESP	3:02.64 ^{SB}
1	45.51	2	45.21	3	47.02
	45.51 (2)		1:30.72 (5)		2:17.74 (7)
					44.90
9 HUN HUNGARY				HUN	3:02.65 ^{NR}
1	46.50	2	42.69	3	49.68
	46.50 (8)		1:29.19 (1)		2:18.87 (8)
					43.78

RACE ANALYSIS



4 x 400 Metres Relay Men - Round 1

First 3 of each heat (Q) plus 2 fastest times (q) qualify to Final

Heat 2 **2**

26 August 2023

19:42 START TIME

33° C TEMPERATURE 43 % HUMIDITY

1	400m	2	800m	3	1200m
---	------	---	------	---	-------

1 JAM JAMAICA						JAM	2:59.82 ^{SB}
1	44.72	2	45.04	3	44.71		45.35
	44.72 (1)		1:29.76 (1)		2:14.47 (1)		
2 FRA FRANCE						FRA	3:00.05 ^{SB}
1	45.76	2	45.45	3	44.50		44.34
	45.76 (6)		1:31.21 (7)		2:15.71 (6)		
3 ITA ITALY						ITA	3:00.14 ^{SB}
1	45.71	2	45.06	3	44.92		44.45
	45.71 (5)		1:30.77 (4)		2:15.69 (5)		
4 NED NETHERLANDS						NED	3:00.23 ^{SB}
1	45.92	2	44.57	3	45.05		44.69
	45.92 (8)		1:30.49 (3)		2:15.54 (4)		
5 BEL BELGIUM						BEL	3:00.33 ^{SB}
1	45.92	2	45.02	3	44.48		44.91
	45.92 (7)		1:30.94 (5)		2:15.42 (2)		
6 GER GERMANY						GER	3:00.67 ^{SB}
1	45.12	2	45.89	3	45.17		44.49
	45.12 (2)		1:31.01 (6)		2:16.18 (7)		
7 KEN KENYA						KEN	3:01.41 ^{SB}
1	45.41	2	44.80	3	45.31		45.89
	45.41 (3)		1:30.21 (2)		2:15.52 (3)		
8 SRI SRI LANKA						SRI	3:03.25
1	45.65	2	46.04	3	46.38		45.18
	45.65 (4)		1:31.69 (8)		2:18.07 (8)		

RESULTS



4 x 400 Metres Relay Men - Round 1

First 3 of each heat (Q) plus 2 fastest times (q) qualify to Final

RECORDS	RESULT	TEAM	COUNTRY	VENUE	DATE
World Record WR	2:54.29	United States	USA	Stuttgart (GER)	22 Aug 1993
Championships Record CR	2:54.29	United States	USA	Stuttgart (GER)	22 Aug 1993
World Leading WL	2:57.74	Florida		Austin, TX (USA)	9 Jun 2023
Area Record AR		National Record NR		Season Best SB	

Heat 1

2

26 August 2023 19:31 START TIME

35° C TEMPERATURE 39 % HUMIDITY

PLACE	TEAM	BIB	LANE	REACTION	RESULT	Fn
1	UNITED STATES	USA	9	0.179	2:58.47	Q
	2968 Trevor BASSITT				45.29 (1)	
	2972 Matthew BOLING				44.39 (3)	1:29.68 (2)
	2967 Christopher BAILEY				44.31 (3)	2:13.99 (3)
	3026 Justin ROBINSON				44.48 (5)	
2	INDIA	IND	4	0.169	2:59.05	Q AR
	2467 Muhammed Anas YAHIYA					
	2452 Amoj JACOB					
	2466 Muhammed Aimal VARIYATHODI					
	2461 Raiesh RAMESH					
3	GREAT BRITAIN & NI	GBR	3	0.164	2:59.42 (.412)	Q SB
	2342 Lewis DAVEY				46.12 (5)	
	2343 Charles DOBSON				44.44 (4)	1:30.56 (4)
	2353 Rio MITCHAM				44.40 (4)	2:14.96 (4)
	2348 Alex HAYDOCK-WILSON				44.46 (4)	
4	BOTSWANA	BOT	1	0.192	2:59.42 (.420)	q SB
	2100 Zibane NGOZI				45.90 (3)	
	2103 Baboloki THEBE				44.47 (5)	1:30.37 (3)
	2096 Laone DITSHETELO				44.74 (5)	2:15.11 (5)
	2101 Leunao SCOTCH				44.31 (2)	
5	JAPAN	JPN	2	0.177	3:00.39	SB
	2573 Naohiro JINUSHI				46.49 (7)	
	2588 Fuqa SATO				44.33 (2)	1:30.82 (7)
	2589 Kentaro SATO				41.32 (2)	2:12.14 (2)
	2582 Yuki Joseph NAKAJIMA				48.25 (7)	
6	CZECH REPUBLIC	CZE	6	0.143	3:00.99	NR
	2207 Matěj KRSEK				45.94 (4)	
	2209 Pavel MASLÁK				44.85 (7)	1:30.79 (6)
	2210 Vít MÜLLER				45.76 (6)	2:16.55 (6)
	2211 Patrik ŠORM				44.44 (3)	
7	TRINIDAD AND TOBAGO	TTO	8	0.264	3:01.54	SB
	2918 Rennv QUOW				46.20 (6)	
	2915 Asa GUEVARA				44.65 (6)	1:30.85 (8)
	2917 Shakeem MC KAY				39.54 (1)	2:10.39 (1)
	2919 Jereem RICHARDS				51.15 (8)	
8	SPAIN	ESP	5	0.146	3:02.64	SB
	2238 Iñaki CAÑAL				45.51 (2)	
	2247 Samuel GARCÍA				45.21 (8)	1:30.72 (5)
	2240 Bernat ERTA				47.02 (7)	2:17.74 (7)
	2249 Óscar HUSILLOS				44.90 (6)	
9	HUNGARY	HUN	7	0.178	3:02.65	NR
	2437 Ernő STEIGERWALD				46.50 (8)	
	2448 Zoltán WAHL				42.69 (1)	1:29.19 (1)
	2429 Árpád KOVÁCS				49.68 (8)	2:18.87 (8)
	2431 Attila MOLNÁR				43.78 (1)	

RESULTS
4 x 400 Metres Relay Men - Round 1

Heat 2 2 **26 August 2023** 19:42 START TIME **33° C** **43 %**
TEMPERATURE HUMIDITY

PLACE	TEAM	BIB	LANE	REACTION	RESULT		Fn
1	JAMAICA	JAM	3	0.234	2:59.82	Q	SB
	2549 Rusheen MCDONALD				44.72 (1)		
	2553 Jevauahn POWELL				45.04 (4)	1:29.76 (1)	
	2530 Zandrion BARNES				44.71 (3)	2:14.47 (1)	
	2527 D'Andre ANDERSON				45.35 (7)		
2	FRANCE	FRA	6	0.211	3:00.05	Q	SB
	2331 Ludvy VAILLANT				45.76 (6)		
	2322 Loïc PREVOT				45.45 (6)	1:31.21 (7)	
	2327 David SOMBE				44.50 (2)	2:15.71 (6)	
	2296 Téo ANDANT				44.34 (1)		
3	ITALY	ITA	5	0.192	3:00.14	Q	SB
	2511 Davide RE				45.71 (5)		
	2514 Edoardo SCOTTI				45.06 (5)	1:30.77 (4)	
	2490 Lorenzo BENATI				44.92 (4)	2:15.69 (5)	
	2515 Alessandro SIBILIO				44.45 (2)		
4	NETHERLANDS	NED	2	0.183	3:00.23	q	SB
	2699 Liemarvin BONEVACIA				45.92 (7)		
	2695 Terrence AGARD				44.57 (1)	1:30.49 (3)	
	2697 Ramsev ANGELA				45.05 (5)	2:15.54 (4)	
	2705 Isaya KLEIN IKKINK				44.69 (4)		
5	BELGIUM	BEL	4	0.212	3:00.33		SB
	2090 Julien WATRIN				45.92 (7)		
	2073 Dylan BORLÉE				45.02 (3)	1:30.94 (5)	
	2087 Robin VANDERBEMDEN				44.48 (1)	2:15.42 (2)	
	2079 Alexander DOOM				44.91 (5)		
6	GERMANY	GER	9	0.184	3:00.67		SB
	2367 Jean Paul BREDAU				45.12 (2)		
	2390 Marvin SCHLEGEL				45.89 (7)	1:31.01 (6)	
	2380 Marc KOCH				45.17 (6)	2:16.18 (7)	
	2389 Manuel SANDERS				44.49 (3)		
7	KENYA	KEN	8	0.260	3:01.41		SB
	2624 Kennedy Kimeu MUTHOKI				45.41 (3)		
	2609 Zablon Ekhal EKWAM				44.80 (2)	1:30.21 (2)	
	2628 Kelvin Sane TAUTA				45.31 (7)	2:15.52 (3)	
	2613 Wyclife KINYAMAL				45.89 (8)		
8	SRI LANKA	SRI	7	0.230	3:03.25		
	2859 Aruna DHARSHANA				45.65 (4)		
	2864 Raiitha Neranian RAJAKARUNA				46.04 (8)	1:31.69 (8)	
	2863 Pabasara NIKU				46.38 (8)	2:18.07 (8)	
	2862 Kalinqa KUMARAGE				45.18 (6)		

ALL-TIME OUTDOOR TOP LIST				2023 OUTDOOR TOP LIST			
RESULT	TEAM	VENUE	DATE	RESULT	TEAM	VENUE	2023
2:54.29	UNITED STATES (USA)	Stuttgart (GER)	22 Aug 93	2:57.78	ARIZONA STATE (USA)	Austin, TX (USA)	9 Jun
2:56.60	GREAT BRITAIN & NI (GBR)	Atlanta, GA (USA)	3 Aug 96	2:58.47	UNITED STATES (USA)	Budapest	26 Aug
2:56.72	BAHAMAS (BAH)	London (GBR)	10 Aug 12	2:59.05	INDIA (IND)	Budapest	26 Aug
2:56.75	JAMAICA (JAM)	Athina (GRE)	10 Aug 97	2:59.42	GREAT BRITAIN & NI (GBR)	Budapest	26 Aug
2:57.18	NETHERLANDS (NED)	Tokyo (JPN)	7 Aug 21	2:59.42	BOTSWANA (BOT)	Budapest	26 Aug
2:57.27	BOTSWANA (BOT)	Tokyo (JPN)	7 Aug 21	2:59.82	JAMAICA (JAM)	Budapest	26 Aug
2:57.88	BELGIUM (BEL)	Tokyo (JPN)	7 Aug 21	3:00.05	FRANCE (FRA)	Budapest	26 Aug
2:58.00	POLAND (POL)	New York, NY (USA)	22 Jul 98	3:00.14	ITALY (ITA)	Budapest	26 Aug
2:58.12	TRINIDAD AND TOBAGO (TTO)	London (GBR)	13 Aug 17	3:00.23	NETHERLANDS (NED)	Budapest	26 Aug
2:58.56	BRAZIL (BRA)	Winnipeg (CAN)	30 Jul 99	3:00.33	BELGIUM (BEL)	Budapest	26 Aug

SUMMARY



100 Metres Men - Decathlon

RECORDS	RESULT	NAME	COUNTRY	AGE	VENUE	DATE
World Decathlon Best WDB	10.12	Damian WARNER	CAN	30	Götzis (AUT)	25 May 2019
Champ. Decathlon Best CDB	10.23	Ashton EATON	USA	27	Beijing (CHN)	28 Aug 2015
Area Record AR		National Record NR		Personal Best PB		Season Best SB

25 August 2023

RANK	PLACE	HEAT	LANE	BIB	NAME	COUNTRY	DATE of BIRTH	RESULT	WIND	POINTS	TOTAL
1	1	3	6	2156	Damian WARNER	CAN	4 Nov 89	10.32	-0.3	1018	1018
2	2	3	4	2807	Ayden OWENS-DELERME	PUR	28 May 00	10.43	-0.3	992	992
3	3	3	5	2369	Manuel EITEL	GER	28 Jan 97	10.44	-0.3	989	989
4	4	3	3	2148	Pierce LEPAGE	CAN	22 Jan 96	10.45	-0.3	987	987
5	1	2	7	3046	Zachery ZIEMEK	USA	23 Feb 93	10.58	SB +0.1	956	956
6	5	3	2	2988	Kyle GARLAND	USA	28 May 00	10.59	-0.3	954	954
7	2	2	9	2415	Lindon VICTOR	GRN	28 Feb 93	10.60 (.592)	SB +0.1	952	952
8	6	3	8	2051	Ashley MOLONEY	AUS	13 Mar 00	10.60 (.597)	-0.3	952	952
9	3	2	4	2712	Rik TAAM	NED	17 Jan 97	10.64	SB +0.1	942	942
10	7	3	9	2384	Leo NEUGEBAUER	GER	19 Jun 00	10.69 (.681)	-0.3	931	931
11	1	1	2	2260	Johannes ERM	EST	26 Mar 98	10.69 (.684)	PB -0.1	931	931
12	8	3	7	3039	Harrison WILLIAMS	USA	7 Mar 96	10.74	-0.3	919	919
13	4	2	6	2116	Jose Fernando FERREIRA SANTANA	BRA	27 Mar 99	10.77	PB +0.1	912	912
14	2	1	8	2317	Kevin MAYER	FRA	10 Feb 92	10.79	SB -0.1	908	908
15	5	2	5	2039	Cedric DUBLER	AUS	13 Jan 95	10.82	SB +0.1	901	901
16	3	1	5	2264	Karel TILGA	EST	5 Feb 98	10.84 (.832)	PB -0.1	897	897
17	6	2	8	2738	Markus ROTH	NOR	22 Dec 01	10.84 (.834)	+0.1	897	897
18	7	2	3	2739	Sander SKOTHEIM	NOR	31 May 02	10.89	+0.1	885	885
19	8	2	2	2579	Yuma MARUYAMA	JPN	3 Jun 98	10.90	SB +0.1	883	883
20	4	1	4	2263	Janek ÖIGLANE	EST	25 Apr 94	10.94	SB -0.1	874	874
21	5	1	9	2005	Larbi BOURRADA	ALG	10 May 88	11.01	SB -0.1	858	858
22	6	1	6	2041	Daniel GOLUBOVIC	AUS	29 Nov 93	11.10	-0.1	838	838
23	7	1	7	2378	Niklas KAUL	GER	11 Feb 98	11.20	SB -0.1	817	817
24	8	1	3	2899 Y	Marcus NILSSON	SWE	3 May 91	11.43	-0.1	767	767

NOTE **Y** BIB 2899 (Marcus NILSSON) - Disturbing the start

RESULTS



100 Metres Men - Decathlon

RECORDS	RESULT	NAME	COUNTRY	AGE	VENUE	DATE
World Decathlon Best WDB	10.12	Damian WARNER	CAN	30	Götzis (AUT)	25 May 2019
Champ. Decathlon Best CDB	10.23	Ashton EATON	USA	27	Beijing (CHN)	28 Aug 2015
Area Record AR		National Record NR		Personal Best PB		Season Best SB

Heat 1 3 25 August 2023 10:05 START TIME 25° C TEMPERATURE 65 % HUMIDITY  -0.1 m/s WIND

PLACE	BIB	NAME	COUNTRY	DATE of BIRTH	LANE	RESULT	REACTION	Fn	POINTS	TOTAL
1	2260	Johannes ERM	EST	26 Mar 98	2	10.69 [.684]	PB	0.173	931	931
2	2317	Kevin MAYER	FRA	10 Feb 92	8	10.79	SB	0.173	908	908
3	2264	Karel TILGA	EST	5 Feb 98	5	10.84 [.832]	PB	0.149	897	897
4	2263	Janek ÕIGLANE	EST	25 Apr 94	4	10.94	SB	0.156	874	874
5	2005	Larbi BOURRADA	ALG	10 May 88	9	11.01	SB	0.123	858	858
6	2041	Daniel GOLUBOVIC	AUS	29 Nov 93	6	11.10		0.157	838	838
7	2378	Niklas KAUL	GER	11 Feb 98	7	11.20	SB	0.153	817	817
8	2899	Y Marcus NILSSON	SWE	3 May 91	3	11.43		0.147	767	767

NOTE **Y** BIB 2899 (Marcus NILSSON) - Disturbing the start

Heat 2 3 25 August 2023 10:13 START TIME 25° C TEMPERATURE 65 % HUMIDITY  +0.1 m/s WIND

PLACE	BIB	NAME	COUNTRY	DATE of BIRTH	LANE	RESULT	REACTION	Fn	POINTS	TOTAL
1	3046	Zachery ZIEMEK	USA	23 Feb 93	7	10.58	SB	0.143	956	956
2	2415	Lindon VICTOR	GRN	28 Feb 93	9	10.60 [.592]	SB	0.172 F1	952	952
3	2712	Rik TAAM	NED	17 Jan 97	4	10.64	SB	0.143	942	942
4	2116	Jose Fernando FERREIRA SANTANA	BRA	27 Mar 99	6	10.77	PB	0.138	912	912
5	2039	Cedric DUBLER	AUS	13 Jan 95	5	10.82	SB	0.143	901	901
6	2738	Markus ROOTH	NOR	22 Dec 01	8	10.84 [.834]		0.146	897	897
7	2739	Sander SKOTHEIM	NOR	31 May 02	3	10.89		0.177	885	885
8	2579	Yuma MARUYAMA	JPN	3 Jun 98	2	10.90	SB	0.144	883	883

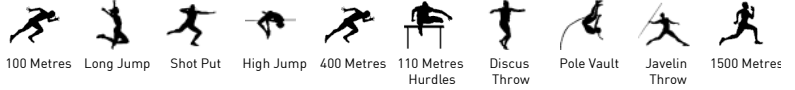
Heat 3 3 25 August 2023 10:20 START TIME 26° C TEMPERATURE 64 % HUMIDITY  -0.3 m/s WIND

PLACE	BIB	NAME	COUNTRY	DATE of BIRTH	LANE	RESULT	REACTION	Fn	POINTS	TOTAL
1	2156	Damian WARNER	CAN	4 Nov 89	6	10.32		0.142	1018	1018
2	2807	Ayden OWENS-DELERME	PUR	28 May 00	4	10.43		0.158	992	992
3	2369	Manuel EITEL	GER	28 Jan 97	5	10.44		0.157	989	989
4	2148	Pierce LEPAGE	CAN	22 Jan 96	3	10.45		0.192	987	987
5	2988	Kyle GARLAND	USA	28 May 00	2	10.59		0.141	954	954
6	2051	Ashley MOLONEY	AUS	13 Mar 00	8	10.60 [.597]		0.142	952	952
7	2384	Leo NEUGEBAUER	GER	19 Jun 00	9	10.69 [.681]		0.161	931	931
8	3039	Harrison WILLIAMS	USA	7 Mar 96	7	10.74		0.180	919	919

DECATHLON SUMMARY AFTER 1 EVENT

RECORDS	RESULT	NAME	COUNTRY	AGE	VENUE	DATE
World Record WR	9126	Kevin MAYER	FRA	26	Talence (FRA)	16 Sep 2018
Championships Record CR	9045	Ashton EATON	USA	27	Beijing (CHN)	29 Aug 2015
World Leading WL	8836	Leo NEUGEBAUER	GER	23	Austin, TX (USA)	8 Jun 2023


25-26 August 2023



PLACE	BIB	NAME	COUNTRY	POINTS	POINTS BEHIND LEADER	100 Metres
1	2156	Damian WARNER	CAN	1018		10.32 (-0.3) 1018(1)
2	2807	Ayden OWENS-DELERME	PUR	992	-26	10.43 (-0.3) 992(2)
3	2369	Manuel EITEL	GER	989	-29	10.44 (-0.3) 989(3)
4	2148	Pierce LEPAGE	CAN	987	-31	10.45 (-0.3) 987(4)
5	3046	Zachery ZIEMEK	USA	956	-62	10.58 (+0.1) 956(5)
6	2988	Kyle GARLAND	USA	954	-64	10.59 (-0.3) 954(6)
7	2051	Ashley MOLONEY	AUS	952	-66	10.60 (-0.3) 952(8)
7	2415	Lindon VICTOR	GRN	952	-66	10.60 (+0.1) 952(7)
9	2712	Rik TAAM	NED	942	-76	10.64 (+0.1) 942(9)
10	2260	Johannes ERM	EST	931	-87	10.69 (-0.1) 931(11)
10	2384	Leo NEUGEBAUER	GER	931	-87	10.69 (-0.3) 931(10)
12	3039	Harrison WILLIAMS	USA	919	-99	10.74 (-0.3) 919(12)
13	2116	Jose Fernando FERREIRA SANTA	BRA	912	-106	10.77 (+0.1) 912(13)
14	2317	Kevin MAYER	FRA	908	-110	10.79 (-0.1) 908(14)
15	2039	Cedric DUBLER	AUS	901	-117	10.82 (+0.1) 901(15)
16	2264	Karel TILGA	EST	897	-121	10.84 (-0.1) 897(16)
16	2738	Markus Rooth	NOR	897	-121	10.84 (+0.1) 897(17)

DECATHLON SUMMARY AFTER 1 EVENTS

25-26 August 2023



PLACE	BIB	NAME	COUNTRY	POINTS	POINTS BEHIND LEADER	100 Metres	Long Jump	Shot Put	High Jump	400 Metres	110 Metres Hurdles	Discus Throw	Pole Vault	Javelin Throw	1500 Metres	
18	2739	Sander SKOTHEIM	NOR	885	-133	10.89 (+0.1)										885(18)
19	2579	Yuma MARUYAMA	JPN	883	-135	10.90 (+0.1)										883(19)
20	2263	Janek ÕIGLANE	EST	874	-144	10.94 (-0.1)										874(20)
21	2005	Larbi BOURRADA	ALG	858	-160	11.01 (-0.1)										858(21)
22	2041	Daniel GOLUBOVIC	AUS	838	-180	11.10 (-0.1)										838(22)
23	2378	Niklas KAUL	GER	817	-201	11.20 (-0.1)										817(23)
24	2899	Marcus NILSSON	SWE	767	-251	11.43 (-0.1)										767(24)

RACE ANALYSIS



1500 Metres Men - Decathlon

26 August 2023 21:28 START TIME 30° C 52 %
TEMPERATURE HUMIDITY

1	100 m	2	200 m	3	300 m	4	400 m	5	500 m	6	600 m	7	700 m	8	800 m	9	900 m	10	1000 m
11	1100 m	12	1200 m	13	1300 m	14	1400 m												

1		2739		Sander SKOTHEIM		NOR		31 May 02		4:19.64									
1	17.04 (4)	2	34.80 (3)	3	52.48 (3)	4	1:10.52 (3)	5	1:28.61 (3)	6	1:46.65 (3)	7	2:04.73 (3)	8	2:23.12 (3)	9	2:41.62 (3)	10	2:59.56 (3)
11	16.68	12	16.00	13	15.68	14	15.87	15.85											
3:16.24 (2)		3:32.24 (2)		3:47.92 (1)		4:03.79 (1)													
2		2264		Karel TILGA		EST		5 Feb 98		4:20.73		PB							
1	16.88 (2)	2	34.56 (2)	3	52.34 (2)	4	1:10.23 (2)	5	1:28.26 (2)	6	1:46.35 (2)	7	2:04.43 (2)	8	2:22.81 (2)	9	2:41.26 (2)	10	2:59.22 (2)
11	16.74	12	16.00	13	16.25	14	16.03	16.49											
3:15.96 (1)		3:31.96 (1)		3:48.21 (2)		4:04.24 (2)													
3		2260		Johannes ERM		EST		26 Mar 98		4:22.19		PB							
1	1:28.89 (4)	5	1:28.89 (4)	6	1:47.10 (4)	7	2:05.16 (4)	8	2:23.42 (4)	9	2:41.86 (4)	10	3:00.04 (4)	11	3:17.32 (4)	12	3:33.58 (4)	13	3:49.62 (4)
14	16.35	16.22																	
4:05.97 (4)																			
4		3039		Harrison WILLIAMS		USA		7 Mar 96		4:22.69		PB							
1	17.49 (6)	2	35.92 (6)	3	53.60 (4)	4	1:11.48 (4)	5	1:29.42 (5)	6	1:47.57 (5)	7	2:05.71 (5)	8	2:23.90 (5)	9	2:42.33 (5)	10	3:00.44 (5)
11	17.37	12	16.23	13	16.12	14	16.18	16.35											
3:17.81 (5)		3:34.04 (5)		3:50.16 (5)		4:06.34 (5)													
5		2712		Rik TAAM		NED		17 Jan 97		4:22.70									
1	16.67 (1)	2	34.15 (1)	3	52.08 (1)	4	1:09.95 (1)	5	1:27.98 (1)	6	1:46.04 (1)	7	2:04.08 (1)	8	2:22.51 (1)	9	2:40.94 (1)	10	2:59.01 (1)
11	17.30	12	16.35	13	16.29	14	16.61	17.14											
3:16.31 (3)		3:32.66 (3)		3:48.95 (3)		4:05.56 (3)													
6		2263		Janek ÕIGLANE		EST		25 Apr 94		4:23.43		PB							
1	17.15 (5)	2	35.54 (5)	3	53.73 (5)	4	1:11.81 (5)	5	1:29.65 (6)	6	1:47.94 (6)	7	2:06.11 (6)	8	2:24.16 (6)	9	2:42.60 (6)	10	3:00.86 (6)
11	17.46	12	16.33	13	16.09	14	15.90	16.79											
3:18.32 (6)		3:34.65 (6)		3:50.74 (6)		4:06.64 (6)													
7		2156		Damian WARNER		CAN		4 Nov 89		4:27.73									
1	17.60 (7)	2	36.37 (7)	3	55.72 (10)	4	1:14.02 (10)	5	1:32.02 (11)	6	1:50.06 (11)	7	2:08.97 (11)	8	2:27.82 (11)	9	2:45.82 (10)	10	3:04.40 (10)
11	18.76	12	17.17	13	15.81	14	16.40	15.19											
3:23.16 (10)		3:40.33 (9)		3:56.14 (8)		4:12.54 (8)													
8		2041		Daniel GOLUBOVIC		AUS		29 Nov 93		4:29.51		SB							
1	17.62 (8)	2	36.37 (7)	3	55.47 (9)	4	1:13.60 (9)	5	1:31.45 (10)	6	1:49.35 (9)	7	2:07.74 (9)	8	2:25.96 (8)	9	2:44.19 (8)	10	3:02.56 (8)
11	18.47	12	17.22	13	16.88	14	16.98	17.40											
3:21.03 (8)		3:38.25 (8)		3:55.13 (7)		4:12.11 (7)													
9		2579		Yuma MARUYAMA		JPN		3 Jun 98		4:32.01		PB							
1	18.32 (13)	2	37.10 (11)	3	55.28 (8)	4	1:13.05 (8)	5	1:31.24 (9)	6	1:49.73 (10)	7	2:08.61 (10)	8	2:27.56 (10)	9	2:46.73 (11)	10	3:05.59 (11)
11	19.04	12	18.07	13	17.08	14	16.31	15.92											
3:24.63 (11)		3:42.70 (11)		3:59.78 (11)		4:16.09 (10)													
10		2369		Manuel EITEL		GER		28 Jan 97		4:33.70		PB							
1	16.94 (3)	2	35.37 (4)	3	54.07 (6)	4	1:12.14 (6)	5	1:30.16 (8)	6	1:48.76 (8)	7	2:07.30 (8)	8	2:26.31 (9)	9	2:45.07 (9)	10	3:03.72 (9)
11	19.01	12	18.05	13	18.09	14	17.82	17.01											
3:22.73 (9)		3:40.78 (10)		3:58.87 (10)		4:16.69 (11)													

RACE ANALYSIS
1500 Metres Men - Decathlon

11 2738 Markus ROTH											NOR	22 Dec 01	4:34.11						
1	17.69	2	18.88	3	18.32	4	17.48	5	17.78	6	18.20	7	18.12	8	18.00	9	18.57	10	18.27
	17.69 (9)		36.57 (9)		54.89 (7)		1:12.37 (7)		1:30.15 (7)		1:48.35 (7)		2:06.47 (7)		2:24.47 (7)		2:43.04 (7)		3:01.31 (7)
11	17.98	12	18.29	13	18.66	14	19.02	18.85											
	3:19.29 (7)		3:37.58 (7)		3:56.24 (9)		4:15.26 (9)												
12 2415 Lindon VICTOR											GRN	28 Feb 93	4:39.67 ^{PB}						
1	17.71	2	22.57	3	16.12	4	18.96	5	18.87	6	18.74	7	18.78	8	19.40	9	18.86	10	19.41
	17.71 (10)		40.28 (14)		56.40 (12)		1:15.36 (12)		1:34.23 (13)		1:52.97 (13)		2:11.75 (13)		2:31.15 (13)		2:50.01 (13)		3:09.42 (13)
11	19.04	12	18.11	13	17.61	14	18.11	17.38											
	3:28.46 (13)		3:46.57 (13)		4:04.18 (12)		4:22.29 (12)												
13 2148 Pierce LEPAGE											CAN	22 Jan 96	4:39.88 ^{SB}						
1	18.01	2	19.08	3	19.06	4	18.44	5	18.47	6	18.20	7	18.68	8	18.98	9	19.24	10	19.21
	18.01 (11)		37.09 (10)		56.15 (11)		1:14.59 (11)		1:33.06 (12)		1:51.26 (12)		2:09.94 (12)		2:28.92 (12)		2:48.16 (12)		3:07.37 (12)
11	19.65	12	18.50	13	18.80	14	18.27	17.29											
	3:27.02 (12)		3:45.52 (12)		4:04.32 (13)		4:22.59 (13)												
14 2384 Leo NEUGEBAUER											GER	19 Jun 00	4:43.93 ^{SB}						
2		3	18.91	4	19.03	5	18.87	6	18.72	7	18.79	8	19.39	9	18.96	10	19.38	11	19.13
	37.74 (13)		56.65 (13)		1:15.68 (13)		1:34.55 (14)		1:53.27 (14)		2:12.06 (14)		2:31.45 (14)		2:50.41 (14)		3:09.79 (14)		3:28.92 (14)
12	18.21	13	18.39	14	18.65	19.76													
	3:47.13 (14)		4:05.52 (14)		4:24.17 (14)														
15 2116 Jose Fernando FERREIRA SANTANA											BRA	27 Mar 99	5:00.91						
1	18.16	2	19.08	3	19.78	4	19.29	5	19.36	6	19.55	7	20.24	8	21.15	9	20.91	10	20.93
	18.16 (12)		37.24 (12)		57.02 (14)		1:16.31 (14)		1:35.67 (15)		1:55.22 (15)		2:15.46 (15)		2:36.61 (15)		2:57.52 (15)		3:18.45 (15)
11	21.36	12	20.93	13	20.45	14	20.33	19.39											
	3:39.81 (15)		4:00.74 (15)		4:21.19 (15)		4:41.52 (15)												

RESULTS



1500 Metres Men - Decathlon

RECORDS	RESULT	NAME	COUNTRY	AGE	VENUE	DATE
World Decathlon Best WDB	3:58.70	Robert BAKER	USA	25	Austin, TX (USA)	3 Apr 1980
Champ. Decathlon Best CDB	4:11.82	Beat GÄHWILER	SUI	26	Tokyo (JPN)	30 Aug 1991
Area Record AR		National Record NR		Personal Best PB		Season Best SB

26 August 2023 21:28 START TIME 30° C TEMPERATURE 52 % HUMIDITY

PLACE	BIB	NAME	COUNTRY	DATE of BIRTH	ORDER	RESULT	POINTS	TOTAL
1	2739	Sander SKOTHEIM	NOR	31 May 02	5	4:19.64	814	8263
2	2264	Karel TILGA	EST	5 Feb 98	11	4:20.73 PB	807	8681
3	2260	Johannes ERM	EST	26 Mar 98	7	4:22.19 PB	797	8484
4	3039	Harrison WILLIAMS	USA	7 Mar 96	8	4:22.69 PB	793	8500
5	2712	Rik TAAM	NED	17 Jan 97	2	4:22.70	793	8098
6	2263	Janek ÕIGLANE	EST	25 Apr 94	9	4:23.43 PB	788	8524
7	2156	Damian WARNER	CAN	4 Nov 89	13	4:27.73	760	8804
8	2041	Daniel GOLUBOVIC	AUS	29 Nov 93	4	4:29.51 SB	748	8141
9	2579	Yuma MARUYAMA	JPN	3 Jun 98	1	4:32.01 PB	731	7844
10	2369	Manuel EITEL	GER	28 Jan 97	6	4:33.70 PB	720	8191
11	2738	Markus Rooth	NOR	22 Dec 01	10	4:34.11	718	8491
12	2415	Lindon VICTOR	GRN	28 Feb 93	14	4:39.67 PB	682	8756
13	2148	Pierce LEPAGE	CAN	22 Jan 96	15	4:39.88 SB	681	8909
14	2384	Leo NEUGEBAUER	GER	19 Jun 00	12	4:43.93 SB	656	8645
15	2116	Jose Fernando FERREIRA SANTANA	BRA	27 Mar 99	3	5:00.91	554	7935

INTERMEDIATE TIMES

100 m	16.67 Rik TAAM	200 m	34.15 Rik TAAM
300 m	52.08 Rik TAAM	400 m	1:09.95 Rik TAAM
500 m	1:27.98 Rik TAAM	600 m	1:46.04 Rik TAAM
700 m	2:04.08 Rik TAAM	800 m	2:22.51 Rik TAAM
900 m	2:40.94 Rik TAAM	1000 m	2:59.01 Rik TAAM
1100 m	3:15.96 Karel TILGA	1200 m	3:31.96 Karel TILGA
1300 m	3:47.92 Sander SKOTHEIM	1400 m	4:03.79 Sander SKOTHEIM

DECATHLON FINAL RESULTS

BIB 2988 AND BIB 2899 STATUS AMENDED

RECORDS	RESULT	NAME	COUNTRY	AGE	VENUE	DATE
World Record WR	9126	Kevin MAYER	FRA	26	Talence (FRA)	16 Sep 2018
Championships Record CR	9045	Ashton EATON	USA	27	Beijing (CHN)	29 Aug 2015
World Leading WL	8909	Pierce LEPAGE	CAN	27	Budapest	26 Aug 2023

25-26 August 2023



PLACE	BIB	NAME	COUNTRY	POINTS	POINTS BEHIND LEADER	100 Metres	Long Jump	Shot Put	High Jump	400 Metres	110 Metres Hurdles	Discus Throw	Pole Vault	Javelin Throw	1500 Metres
1	2148	Pierce LEPAGE	CAN	8909		10.45 (-0.3) 987(4)	7.59 (+0.2) 957(8) 1944(4)	15.81 840(3) 2784(3)	2.08 878(3) 3662(2)	47.21 948(5) 4610(2)	13.77 (+0.2) 5614(1) 6505(1)	50.98 891(2) 7477(1)	5.20 972(2) 8228(1)	60.90 751(7) 8909(1)	4:39.88
2	2156	Damian WARNER	CAN	8804	-105	10.32 (-0.3) 1018(1)	7.77 (-0.9) 1002(3) 2020(1)	15.03 792(10) 2812(2)	2.05 850(5) 3662(2)	47.86 916(6) 4578(3)	13.67 (+0.2) 1018(1) 5596(2)	45.82 784(7) 6380(2)	4.90 880(7) 7260(3)	63.09 784(6) 8044(3)	4:27.73
3	2415	Lindon VICTOR	GRN	8756	-153	10.60 (+0.1) 952(7)	7.55 (+1.0) 947(10) 1899(7)	15.94 848(2) 2747(4)	2.02 822(9) 3569(4)	48.05 907(8) 4476(4)	14.47 (+0.2) 915(11) 5391(5)	54.97 974(1) 6365(2)	4.80 849(11) 7214(4)	68.05 860(3) 8074(2)	4:39.67
4	2264	Karel TILGA	EST	8681	-228	10.84 (-0.1) 897(16)	7.58 (+0.4) 955(9) 1801(15)	15.75 836(4) 2688(8)	2.05 850(4) 3538(5)	48.58 881(13) 4419(7)	14.68 (+0.2) 889(13) 5308(8)	50.57 882(3) 6190(5)	4.80 849(10) 7039(6)	66.42 835(4) 7874(5)	4:20.73
5	2384	Leo NEUGEBAUER	GER	8645	-264	10.69 (-0.3) 931(10)	8.00 (-0.1) 1061(1) 1992(2)	17.04 916(1) 2908(1)	2.02 822(10) 3730(1)	47.99 910(7) 4640(1)	14.75 (+0.1) 880(14) 5520(3)	47.63 821(6) 6341(4)	5.10 941(5) 7282(2)	57.95 707(14) 7989(4)	4:43.93
6	2263	Janek ÕIGLANE	EST	8524	-385	10.94 (-0.1) 874(20)	7.47 (+0.3) 927(13) 1801(15)	15.08 795(9) 2596(12)	2.02 822(8) 3418(11)	48.41 889(10) 4307(11)	14.51 (+0.2) 910(12) 5212(12)	40.85 682(17) 5899(12)	5.10 941(3) 6840(9)	70.45 896(1) 7736(7)	4:23.43
7	3039	Harrison WILLIAMS	USA	8500	-409	10.74 (-0.3) 919(12)	7.49 (+0.4) 932(12) 1851(12)	15.28 807(7) 2658(9)	1.93 740(18) 3398(13)	46.52 982(2) 4380(9)	14.33 (+0.2) 932(8) 5312(7)	43.39 734(11) 6046(9)	5.30 1004(1) 7050(5)	54.60 657(15) 7707(8)	4:22.69
8	2738	Markus Rooth	NOR	8491	-418	10.84 (+0.1) 897(17)	7.62 (+0.4) 965(6) 1862(10)	13.22 681(20) 2543(15)	2.02 822(6) 3365(14)	48.27 896(9) 4261(13)	14.47 (+0.1) 915(10) 5176(13)	48.78 845(4) 6021(10)	5.10 941(4) 6962(7)	64.84 811(5) 7773(6)	4:34.11
9	2260	Johannes ERM	EST	8484	-425	10.69 (-0.1) 931(11)	7.72 (+0.2) 990(4) 1921(5)	15.38 813(6) 2734(6)	1.93 740(15) 3474(9)	47.05 956(3) 4430(5)	14.90 (+0.2) 862(16) 5292(9)	45.09 769(8) 6061(8)	4.90 880(6) 6941(8)	60.56 746(8) 7687(9)	4:22.19
10	2739	Sander SKOTHEIM	NOR	8263	-646	10.89 (+0.1) 885(18)	7.80 (+1.4) 1010(2) 1895(9)	13.35 689(19) 2584(13)	2.11 906(1) 3490(8)	48.48 886(12) 4376(10)	14.96 (+0.2) 854(17) 5230(10)	39.07 646(18) 5876(13)	4.80 849(8) 6725(11)	59.05 724(11) 7449(11)	4:19.64
11	2369	Manuel EITEL	GER	8191	-718	10.44 (-0.3) 989(3)	7.14 (-0.1) 847(17) 1836(13)	14.85 780(13) 2616(11)	1.99 794(13) 3410(12)	48.47 886(11) 4296(12)	14.39 (+0.1) 925(9) 5221(11)	41.30 691(16) 5912(11)	4.70 819(13) 6731(10)	60.12 740(10) 7471(10)	4:33.70
12	2041	Daniel GOLUBOVIC	AUS	8141	-768	11.10 (-0.1) 838(22)	7.09 (-0.2) 835(20) 1673(22)	15.14 798(8) 2471(17)	1.93 740(16) 3211(18)	49.87 821(16) 4032(15)	14.18 (+0.1) 951(6) 4983(15)	48.47 839(5) 5822(14)	4.80 849(9) 6671(12)	58.95 722(12) 7393(12)	4:29.51
13	2712	Rik TAAM	NED	8098	-811	10.64 (+0.1) 942(9)	7.11 (+0.4) 840(18) 1782(16)	14.89 783(11) 2565(14)	1.84 661(21) 3226(17)	47.12 952(4) 4178(14)	14.80 (+0.2) 874(15) 5052(14)	43.04 727(13) 5779(15)	4.70 819(14) 6598(13)	57.96 707(13) 7305(14)	4:22.70
14	2116	Jose Fernando FERREIRA SANTA	BRA	7935	-974	10.77 (+0.1) 912(13)	6.92 (-0.2) 795(24) 1707(19)	12.90 661(21) 2368(21)	1.93 740(16) 3108(20)	49.31 847(15) 3955(16)	13.94 (+0.1) 982(4) 4937(16)	42.60 718(14) 5655(16)	4.80 849(12) 6504(14)	69.19 877(2) 7381(13)	5:00.91
15	2579	Yuma MARUYAMA	JPN	7844	-1065	10.90 (+0.1) 883(19)	7.00 (0.0) 814(21) 1697(20)	13.40 692(18) 2389(20)	1.96 767(14) 3156(19)	50.75 780(17) 3936(17)	14.18 (+0.1) 951(6) 4887(17)	41.56 696(15) 5583(17)	4.60 790(15) 6373(15)	60.14 740(9) 7113(15)	4:32.01
	2807	Ayden OWENS-DELERME	PUR	DNF		10.43 (-0.3) 992(2)	7.72 (+0.2) 990(5) 1982(3)	14.30 747(16) 2729(7)	1.90 714(20) 3443(10)	46.44 986(1) 4429(6)	14.04 (+0.2) 969(5) 5398(4)	44.17 750(10) 6148(6)	NM 0 6148(16)	DNS	

DECATHLON FINAL RESULTS

BIB 2988 AND BIB 2899 STATUS AMENDED

25-26 August 2023



PLACE	BIB	NAME	COUNTRY	POINTS	POINTS BEHIND LEADER	100 Metres	Long Jump	Shot Put	High Jump	400 Metres	110 Metres Hurdles	Discus Throw	Pole Vault	Javelin Throw	1500 Metres
	2988	Kyle GARLAND	USA	DNF		10.59 (-0.3) 954(6)	7.54 (+0.3) 945(11) 1899(7)	14.44 755(15) 2654(10)	2.08 878(2) 3532(6)	49.24 850(14) 4382(8)	13.93 (+0.2) 984(3) 5366(6)	43.07 727(12) 6093(7)	NM 0 6093(17)	DNS	
	2899	Marcus NILSSON	SWE	DNF		11.43 (-0.1) 767(24)	7.00 (+0.1) 814(22) 1581(24)	14.49 758(14) 2339(22)	1.93 740(19) 3079(21)	51.36 753(18) 3832(18)	15.06 (+0.2) 842(18) 4674(18)	45.04 768(9) 5442(18)	NM 0 5442(18)	DNS	
	2039	Cedric DUBLER	AUS	DNF		10.82 (+0.1) 901(15)	7.40 (+1.1) 910(14) 1811(14)	12.68 648(22) 2459(18)	1.99 794(11) 3253(16)	DNS					
	2378	Niklas KAUL	GER	DNF		11.20 (-0.1) 817(23)	7.16 (0.0) 852(16) 1669(23)	14.85 780(12) 2449(19)	2.02 822(6) 3271(15)	DNS					
	3046	Zachery ZIEMEK	USA	DNF		10.58 (+0.1) 956(5)	7.62 (+0.2) 965(7) 1921(5)	15.39 814(5) 2735(5)	1.99 794(11) 3529(7)	DNS					
	2051	Ashley MOLONEY	AUS	DNF		10.60 (-0.3) 952(8)	6.98 (-0.1) 809(23) 1761(18)	14.08 733(17) 2494(16)	DNS						
	2005	Larbi BOURRADA	ALG	DNF		11.01 (-0.1) 858(21)	7.09 (-0.1) 835(19) 1693(21)	12.44 633(23) 2326(23)	DNS						
	2317	Kevin MAYER	FRA	DNF		10.79 (-0.1) 908(14)	7.25 (-0.1) 874(15) 1782(16)	DNS							

SUMMARY



Long Jump Men - Decathlon

RECORDS	RESULT	NAME	COUNTRY	AGE	VENUE	DATE
World Decathlon Best WDB	8.45	Simon EHAMMER	SUI	22	Götzis (AUT)	28 May 2022
Champ. Decathlon Best CDB	8.07	Tomáš DVOŘÁK	CZE	29	Edmonton (CAN)	6 Aug 2001
Area Record AR		National Record NR		Personal Best PB		Season Best SB

25 August 2023

RANK	PLACE	GROUP	BIB	NAME	COUNTRY	DATE of BIRTH	RESULT	WIND	POINTS	TOTAL
1	1	A	2384	Leo NEUGEBAUER	GER	19 Jun 00	8.00	PB -0.1	1061	1992
2	2	A	2739	Sander SKOTHEIM	NOR	31 May 02	7.80	PB +1.4	1010	1895
3	3	A	2156	Damian WARNER	CAN	4 Nov 89	7.77	SB -0.9	1002	2020
4	4	A	2260	Johannes ERM	EST	26 Mar 98	7.72	SB +0.2	990	1921
5	5	A	2807	Ayden OWENS-DELERME	PUR	28 May 00	7.72	+0.2	990	1982
6	1	B	2738	Markus Rooth	NOR	22 Dec 01	7.62	PB +0.4	965	1862
7	6	A	3046	Zachery ZIEMEK	USA	23 Feb 93	7.62	SB +0.2	965	1921
8	7	A	2148	Pierce LEPAGE	CAN	22 Jan 96	7.59	+0.2	957	1944
9	8	A	2264	Karel TILGA	EST	5 Feb 98	7.58	+0.4	955	1852
10	2	B	2415	Lindon VICTOR	GRN	28 Feb 93	7.55	SB +1.0	947	1899
11	9	A	2988	Kyle GARLAND	USA	28 May 00	7.54	+0.3	945	1899
12	10	A	3039	Harrison WILLIAMS	USA	7 Mar 96	7.49	+0.4	932	1851
13	3	B	2263	Janek ÕIGLANE	EST	25 Apr 94	7.47	PB +0.3	927	1801
14	11	A	2039	Cedric DUBLER	AUS	13 Jan 95	7.40	+1.1	910	1811
15	4	B	2317	Kevin MAYER	FRA	10 Feb 92	7.25	-0.1	874	1782
16	5	B	2378	Niklas KAUL	GER	11 Feb 98	7.16	0.0	852	1669
17	6	B	2369	Manuel EITEL	GER	28 Jan 97	7.14	-0.1	847	1836
18	7	B	2712	Rik TAAM	NED	17 Jan 97	7.11	+0.4	840	1782
19	8	B	2005	Larbi BOURRADA	ALG	10 May 88	7.09	-0.1	835	1693
20	9	B	2041	Daniel GOLUBOVIC	AUS	29 Nov 93	7.09	-0.2	835	1673
21	10	B	2579	Yuma MARUYAMA	JPN	3 Jun 98	7.00	0.0	814	1697
22	11	B	2899	Marcus NILSSON	SWE	3 May 91	7.00	SB +0.1	814	1581
23	12	A	2051	Ashley MOLONEY	AUS	13 Mar 00	6.98	-0.1	809	1761
24	12	B	2116	Jose Fernando FERREIRA SANTANA BRA	BRA	27 Mar 99	6.92	-0.2	795	1707

RESULTS



Long Jump Men - Decathlon

RECORDS	RESULT	NAME	COUNTRY	AGE	VENUE	DATE
World Decathlon Best WDB	8.45	Simon EHAMMER	SUI	22	Götzis (AUT)	28 May 2022
Champ. Decathlon Best CDB	8.07	Tomáš DVOŘÁK	CZE	29	Edmonton (CAN)	6 Aug 2001
Area Record AR		National Record NR		Personal Best PB		Season Best SB

Group A

25 August 2023 11:00 START TIME 27° C 61%
TEMPERATURE HUMIDITY
11:45 END TIME 29° C 55%

PLACE	BIB	NAME	COUNTRY	DATE of BIRTH	ORDER	RESULT	1	2	3	POINTS	TOTAL
1	2384	Leo NEUGEBAUER	GER	19 Jun 00	7	8.00 PB -0.1	7.83 +0.3	X -0.6	8.00 -0.1	1061	1992
2	2739	Sander SKOTHEIM	NOR	31 May 02	12	7.80 PB +1.4	7.80 +1.4	X +0.4	X +0.1	1010	1895
3	2156	Damian WARNER	CAN	4 Nov 89	6	7.77 SB -0.9	7.62 +0.7	X 0.0	7.77 -0.9	1002	2020
4	2260	Johannes ERM	EST	26 Mar 98	10	7.72 SB +0.2	7.61 +0.7	7.72 +0.2	7.60 +0.5	990	1921
5	2807	Ayden OWENS-DELERME	PUR	28 May 00	9	7.72 +0.2	7.45 +0.2	7.44 -0.6	7.72 +0.2	990	1982
6	3046	Zachery ZIEMEK	USA	23 Feb 93	11	7.62 SB +0.2	7.50 +0.5	7.48 +0.5	7.62 +0.2	965	1921
7	2148	Pierce LEPAGE	CAN	22 Jan 96	2	7.59 +0.2	7.53 +0.3	7.43 0.0	7.59 +0.2	957	1944
8	2264	Karel TILGA	EST	5 Feb 98	3	7.58 +0.4	X +0.1	7.58 +0.4	7.41 -0.3	955	1852
9	2988	Kyle GARLAND	USA	28 May 00	1	7.54 +0.3	7.48 +0.4	X +0.4	7.54 +0.3	945	1899
10	3039	Harrison WILLIAMS	USA	7 Mar 96	5	7.49 +0.4	6.98 +0.8	7.49 +0.4	7.17 +0.3	932	1851
11	2039	Cedric DUBLER	AUS	13 Jan 95	4	7.40 +1.1	7.40 +1.1	-	-	910	1811
12	2051	Ashley MOLONEY	AUS	13 Mar 00	8	6.98 -0.1	6.91 -0.2	X -0.8	6.98 -0.1	809	1761

Group B

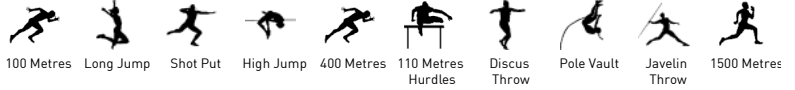
25 August 2023 11:01 START TIME 27° C 61%
TEMPERATURE HUMIDITY
11:45 END TIME 29° C 55%

PLACE	BIB	NAME	COUNTRY	DATE of BIRTH	ORDER	RESULT	1	2	3	POINTS	TOTAL
1	2738	Markus ROTH	NOR	22 Dec 01	6	7.62 PB +0.4	7.53 +0.3	7.62 +0.4	7.55 -0.1	965	1862
2	2415	Lindon VICTOR	GRN	28 Feb 93	1	7.55 SB +1.0	7.12 +0.3	7.55 +1.0	7.40 -0.2	947	1899
3	2263	Janek ŐIGLANE	EST	25 Apr 94	3	7.47 PB +0.3	7.26 +0.1	7.47 +0.3	X +0.2	927	1801
4	2317	Kevin MAYER	FRA	10 Feb 92	5	7.25 -0.1	7.14 +0.5	X +1.0	7.25 -0.1	874	1782
5	2378	Niklas KAUL	GER	11 Feb 98	11	7.16 0.0	7.16 0.0	7.01 -1.5	5.34 +0.1	852	1669
6	2369	Manuel EITEL	GER	28 Jan 97	8	7.14 -0.1	7.03 -1.1	7.14 -0.1	7.10 +0.2	847	1836
7	2712	Rik TAAM	NED	17 Jan 97	4	7.11 +0.4	X +0.3	7.11 +0.4	X -0.1	840	1782
8	2005	Larbi BOURRADA	ALG	10 May 88	2	7.09 -0.1	6.85 -0.2	7.09 -0.1	6.99 +0.4	835	1693
9	2041	Daniel GOLUBOVIC	AUS	29 Nov 93	7	7.09 -0.2	X -0.1	7.09 -0.2	X -1.1	835	1673
10	2579	Yuma MARUYAMA	JPN	3 Jun 98	10	7.00 0.0	6.91 0.0	X +0.5	7.00 0.0	814	1697
11	2899	Marcus NILSSON	SWE	3 May 91	12	7.00 SB +0.1	X +0.4	X -0.3	7.00 +0.1	814	1581
12	2116	Jose Fernando FERREIRA SAN	BRA	27 Mar 99	9	6.92 -0.2	6.92 -0.2	6.80 -0.6	6.92 -0.4	795	1707

DECATHLON SUMMARY AFTER 2 EVENTS

RECORDS	RESULT	NAME	COUNTRY	AGE	VENUE	DATE
World Record WR	9126	Kevin MAYER	FRA	26	Talence (FRA)	16 Sep 2018
Championships Record CR	9045	Ashton EATON	USA	27	Beijing (CHN)	29 Aug 2015
World Leading WL	8836	Leo NEUGEBAUER	GER	23	Austin, TX (USA)	8 Jun 2023


25-26 August 2023



PLACE	BIB	NAME	COUNTRY	POINTS	POINTS BEHIND LEADER	100 Metres	Long Jump	Shot Put	High Jump	400 Metres	110 Metres Hurdles	Discus Throw	Pole Vault	Javelin Throw	1500 Metres	
1	2156	Damian WARNER	CAN	2020		10.32 (-0.3) 1018(1)	7.77 (-0.9) 1002(3) 2020(1)									
2	2384	Leo NEUGEBAUER	GER	1992	-28	10.69 (-0.3) 931(10)	8.00 (-0.1) 1061(1) 1992(2)									
3	2807	Ayden OWENS-DELERME	PUR	1982	-38	10.43 (-0.3) 992(2)	7.72 (+0.2) 990(5) 1982(3)									
4	2148	Pierce LEPAGE	CAN	1944	-76	10.45 (-0.3) 987(4)	7.59 (+0.2) 957(8) 1944(4)									
5	2260	Johannes ERM	EST	1921	-99	10.69 (-0.1) 931(11)	7.72 (+0.2) 990(4) 1921(5)									
5	3046	Zachery ZIEMEK	USA	1921	-99	10.58 (+0.1) 956(5)	7.62 (+0.2) 965(7) 1921(5)									
7	2988	Kyle GARLAND	USA	1899	-121	10.59 (-0.3) 954(6)	7.54 (+0.3) 945(11) 1899(7)									
7	2415	Lindon VICTOR	GRN	1899	-121	10.60 (+0.1) 952(7)	7.55 (+1.0) 947(10) 1899(7)									
9	2739	Sander SKOTHEIM	NOR	1895	-125	10.89 (+0.1) 885(18)	7.80 (+1.4) 1010(2) 1895(9)									
10	2738	Markus Rooth	NOR	1862	-158	10.84 (+0.1) 897(17)	7.62 (+0.4) 965(6) 1862(10)									
11	2264	Karel TILGA	EST	1852	-168	10.84 (-0.1) 897(16)	7.58 (+0.4) 955(9) 1852(11)									
12	3039	Harrison WILLIAMS	USA	1851	-169	10.74 (-0.3) 919(12)	7.49 (+0.4) 932(12) 1851(12)									
13	2369	Manuel EITEL	GER	1836	-184	10.44 (-0.3) 989(3)	7.14 (-0.1) 847(17) 1836(13)									
14	2039	Cedric DUBLER	AUS	1811	-209	10.82 (+0.1) 901(15)	7.40 (+1.1) 910(14) 1811(14)									
15	2263	Janek ÕIGLANE	EST	1801	-219	10.94 (-0.1) 874(20)	7.47 (+0.3) 927(13) 1801(15)									
16	2317	Kevin MAYER	FRA	1782	-238	10.79 (-0.1) 908(14)	7.25 (-0.1) 874(15) 1782(16)									
16	2712	Rik TAAM	NED	1782	-238	10.64 (+0.1) 942(9)	7.11 (+0.4) 840(18) 1782(16)									

DECATHLON SUMMARY AFTER 2 EVENTS

25-26 August 2023



PLACE	BIB	NAME	COUNTRY	POINTS	POINTS BEHIND LEADER	100 Metres	Long Jump
18	2051	Ashley MOLONEY	AUS	1761	-259	10.60 (-0.3) 952(8)	6.98 (-0.1) 809(23) 1761(18)
19	2116	Jose Fernando FERREIRA SANTA	BRA	1707	-313	10.77 (+0.1) 912(13)	6.92 (-0.2) 795(24) 1707(19)
20	2579	Yuma MARUYAMA	JPN	1697	-323	10.90 (+0.1) 883(19)	7.00 (0.0) 814(21) 1697(20)
21	2005	Larbi BOURRADA	ALG	1693	-327	11.01 (-0.1) 858(21)	7.09 (-0.1) 835(19) 1693(21)
22	2041	Daniel GOLUBOVIC	AUS	1673	-347	11.10 (-0.1) 838(22)	7.09 (-0.2) 835(20) 1673(22)
23	2378	Niklas KAUL	GER	1669	-351	11.20 (-0.1) 817(23)	7.16 (0.0) 852(16) 1669(23)
24	2899	Marcus NILSSON	SWE	1581	-439	11.43 (-0.1) 767(24)	7.00 (+0.1) 814(22) 1581(24)

SUMMARY



Shot Put Men - Decathlon

RECORDS	RESULT	NAME	COUNTRY	AGE	VENUE	DATE
World Decathlon Best WDB	19.17	Edy HUBACHER	SUI	29	Bern (SUI)	5 Oct 1969
Champ. Decathlon Best CDB	17.54	Michael SMITH	CAN	30	Athina (GRE)	5 Aug 1997
Area Record AR		National Record NR		Personal Best PB		Season Best SB

25 August 2023

RANK	PLACE	GROUP	BIB	NAME	COUNTRY	DATE of BIRTH	RESULT		POINTS	TOTAL
1	1	A	2384	Leo NEUGEBAUER	GER	19 Jun 00	17.04	PB	916	2908
2	2	A	2415	Lindon VICTOR	GRN	28 Feb 93	15.94		848	2747
3	3	A	2148	Pierce LEPAGE	CAN	22 Jan 96	15.81		840	2784
4	4	A	2264	Karel TILGA	EST	5 Feb 98	15.75		836	2688
5	5	A	3046	Zachery ZIEMEK	USA	23 Feb 93	15.39		814	2735
6	1	B	2260	Johannes ERM	EST	26 Mar 98	15.38	PB	813	2734
7	6	A	3039	Harrison WILLIAMS	USA	7 Mar 96	15.28		807	2658
8	2	B	2041	Daniel GOLUBOVIC	AUS	29 Nov 93	15.14	SB	798	2471
9	3	B	2263	Janek ÕIGLANE	EST	25 Apr 94	15.08	SB	795	2596
10	4	B	2156	Damian WARNER	CAN	4 Nov 89	15.03	SB	792	2812
11	5	B	2712	Rik TAAM	NED	17 Jan 97	14.89	PB	783	2565
12	6	B	2378	Niklas KAUL	GER	11 Feb 98	14.85	SB	780	2449
13	7	A	2369	Manuel EITEL	GER	28 Jan 97	14.85		780	2616
14	8	A	2899	Marcus NILSSON	SWE	3 May 91	14.49		758	2339
15	9	A	2988	Kyle GARLAND	USA	28 May 00	14.44		755	2654
16	10	A	2807	Ayden OWENS-DELERME	PUR	28 May 00	14.30		747	2729
17	7	B	2051	Ashley MOLONEY	AUS	13 Mar 00	14.08		733	2494
18	8	B	2579	Yuma MARUYAMA	JPN	3 Jun 98	13.40		692	2389
19	9	B	2739	Sander SKOTHEIM	NOR	31 May 02	13.35		689	2584
20	11	A	2738	Markus Rooth	NOR	22 Dec 01	13.22		681	2543
21	10	B	2116	Jose Fernando FERREIRA SANTANA	BRA	27 Mar 99	12.90		661	2368
22	11	B	2039	Cedric DUBLER	AUS	13 Jan 95	12.68	SB	648	2459
23	12	B	2005	Larbi BOURRADA	ALG	10 May 88	12.44	SB	633	2326
		A	2317	Kevin MAYER	FRA	10 Feb 92	DNS			0

RESULTS



Shot Put Men - Decathlon

RECORDS	RESULT	NAME	COUNTRY	AGE	VENUE	DATE
World Decathlon Best WDB	19.17	Edy HUBACHER	SUI	29	Bern (SUI)	5 Oct 1969
Champ. Decathlon Best CDB	17.54	Michael SMITH	CAN	30	Athina (GRE)	5 Aug 1997
Area Record AR		National Record NR		Personal Best PB		Season Best SB

Group A

25 August 2023 12:27 START TIME 31° C 51 %
TEMPERATURE HUMIDITY
12:57 END TIME 32° C 46 %

PLACE	BIB	NAME	COUNTRY	DATE of BIRTH	ORDER	RESULT	1	2	3	POINTS	TOTAL
1	2384	Leo NEUGEBAUER	GER	19 Jun 00	9	17.04 PB	17.04	X	-	916	2908
2	2415	Lindon VICTOR	GRN	28 Feb 93	7	15.94	15.61	X	15.94	848	2747
3	2148	Pierce LEPAGE	CAN	22 Jan 96	2	15.81	15.75	15.81	X	840	2784
4	2264	Karel TILGA	EST	5 Feb 98	4	15.75	15.75	X	X	836	2688
5	3046	Zachery ZIEMEK	USA	23 Feb 93	3	15.39	13.96	14.90	15.39	814	2735
6	3039	Harrison WILLIAMS	USA	7 Mar 96	6	15.28	14.61	15.28	15.03	807	2658
7	2369	Manuel EITEL	GER	28 Jan 97	1	14.85	14.85	14.45	X	780	2616
8	2899	Marcus NILSSON	SWE	3 May 91	11	14.49	14.49	X	14.26	758	2339
9	2988	Kyle GARLAND	USA	28 May 00	10	14.44	X	13.96	14.44	755	2654
10	2807	Ayden OWENS-DELERME	PUR	28 May 00	5	14.30	14.21	14.20	14.30	747	2729
11	2738	Markus ROTH	NOR	22 Dec 01	12	13.22	12.84	X	13.22	681	2543
	2317	Kevin MAYER	FRA	10 Feb 92	8	DNS					0

Group B

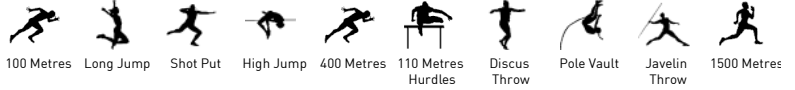
25 August 2023 12:25 START TIME 31° C 51 %
TEMPERATURE HUMIDITY
12:58 END TIME 32° C 46 %

PLACE	BIB	NAME	COUNTRY	DATE of BIRTH	ORDER	RESULT	1	2	3	POINTS	TOTAL
1	2260	Johannes ERM	EST	26 Mar 98	7	15.38 PB	15.04	15.38	15.31	813	2734
2	2041	Daniel GOLUBOVIC	AUS	29 Nov 93	4	15.14 SB	15.14	14.79	14.51	798	2471
3	2263	Janek ÖIGLANE	EST	25 Apr 94	3	15.08 SB	15.08	X	X	795	2596
4	2156	Damian WARNER	CAN	4 Nov 89	5	15.03 SB	15.03	X	X	792	2812
5	2712	Rik TAAM	NED	17 Jan 97	9	14.89 PB	14.89	14.75	X	783	2565
6	2378	Niklas KAUL	GER	11 Feb 98	12	14.85 SB	14.67	14.77	14.85	780	2449
7	2051	Ashley MOLONEY	AUS	13 Mar 00	6	14.08	13.63	14.08	14.02	733	2494
8	2579	Yuma MARUYAMA	JPN	3 Jun 98	1	13.40	13.40	X	X	692	2389
9	2739	Sander SKOTHEIM	NOR	31 May 02	10	13.35	13.35	X	X	689	2584
10	2116	Jose Fernando FERREIRA SAN	BRA	27 Mar 99	8	12.90	12.39	12.84	12.90	661	2368
11	2039	Cedric DUBLER	AUS	13 Jan 95	11	12.68 SB	12.64	12.68	12.20	648	2459
12	2005	Larbi BOURRADA	ALG	10 May 88	2	12.44 SB	12.27	X	12.44	633	2326

DECATHLON SUMMARY AFTER 3 EVENTS

RECORDS	RESULT	NAME	COUNTRY	AGE	VENUE	DATE
World Record WR	9126	Kevin MAYER	FRA	26	Talence (FRA)	16 Sep 2018
Championships Record CR	9045	Ashton EATON	USA	27	Beijing (CHN)	29 Aug 2015
World Leading WL	8836	Leo NEUGEBAUER	GER	23	Austin, TX (USA)	8 Jun 2023


25-26 August 2023



PLACE	BIB	NAME	COUNTRY	POINTS	POINTS BEHIND LEADER	100 Metres	Long Jump	Shot Put	High Jump	400 Metres	110 Metres Hurdles	Discus Throw	Pole Vault	Javelin Throw	1500 Metres
1	2384	Leo NEUGEBAUER	GER	2908		10.69 (-0.3) 931(10)	8.00 (-0.1) 1061(1) 1992(2)	17.04 916(1) 2908(1)							
2	2156	Damian WARNER	CAN	2812	-96	10.32 (-0.3) 1018(1)	7.77 (-0.9) 1002(3) 2020(1)	15.03 792(10) 2812(2)							
3	2148	Pierce LEPAGE	CAN	2784	-124	10.45 (-0.3) 987(4)	7.59 (+0.2) 957(8) 1944(4)	15.81 840(3) 2784(3)							
4	2415	Lindon VICTOR	GRN	2747	-161	10.60 (+0.1) 952(7)	7.55 (+1.0) 947(10) 1899(7)	15.94 848(2) 2747(4)							
5	3046	Zachery ZIEMEK	USA	2735	-173	10.58 (+0.1) 956(5)	7.62 (+0.2) 965(7) 1921(5)	15.39 814(5) 2735(5)							
6	2260	Johannes ERM	EST	2734	-174	10.69 (-0.1) 931(11)	7.72 (+0.2) 990(4) 1921(5)	15.38 813(6) 2734(6)							
7	2807	Ayden OWENS-DELERME	PUR	2729	-179	10.43 (-0.3) 992(2)	7.72 (+0.2) 990(5) 1982(3)	14.30 747(16) 2729(7)							
8	2264	Karel TILGA	EST	2688	-220	10.84 (-0.1) 897(16)	7.58 (+0.4) 955(9) 1852(11)	15.75 836(4) 2688(8)							
9	3039	Harrison WILLIAMS	USA	2658	-250	10.74 (-0.3) 919(12)	7.49 (+0.4) 932(12) 1851(12)	15.28 807(7) 2658(9)							
10	2988	Kyle GARLAND	USA	2654	-254	10.59 (-0.3) 954(6)	7.54 (+0.3) 945(11) 1899(7)	14.44 755(15) 2654(10)							
11	2369	Manuel EITEL	GER	2616	-292	10.44 (-0.3) 989(3)	7.14 (-0.1) 847(17) 1836(13)	14.85 780(13) 2616(11)							
12	2263	Janek ÕIGLANE	EST	2596	-312	10.94 (-0.1) 874(20)	7.47 (+0.3) 927(13) 1801(15)	15.08 795(9) 2596(12)							
13	2739	Sander SKOTHEIM	NOR	2584	-324	10.89 (+0.1) 885(18)	7.80 (+1.4) 1010(2) 1895(9)	13.35 689(19) 2584(13)							
14	2712	Rik TAAM	NED	2565	-343	10.64 (+0.1) 942(9)	7.11 (+0.4) 840(18) 1782(16)	14.89 783(11) 2565(14)							
15	2738	Markus Rooth	NOR	2543	-365	10.84 (+0.1) 897(17)	7.62 (+0.4) 965(6) 1862(10)	13.22 681(20) 2543(15)							
16	2051	Ashley MOLONEY	AUS	2494	-414	10.60 (-0.3) 952(8)	6.98 (-0.1) 809(23) 1761(18)	14.08 733(17) 2494(16)							
17	2041	Daniel GOLUBOVIC	AUS	2471	-437	11.10 (-0.1) 838(22)	7.09 (-0.2) 835(20) 1673(22)	15.14 798(8) 2471(17)							

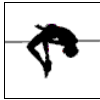
DECATHLON SUMMARY AFTER 3 EVENTS

25-26 August 2023



PLACE	BIB	NAME	COUNTRY	POINTS	POINTS BEHIND LEADER	100 Metres	Long Jump	Shot Put	High Jump	400 Metres	110 Metres Hurdles	Discus Throw	Pole Vault	Javelin Throw	1500 Metres	
18	2039	Cedric DUBLER	AUS	2459	-449	10.82 (+0.1) 901(15)	7.40 (+1.1) 910(14)	12.68 648(22)								
							1811(14)	2459(18)								
19	2378	Niklas KAUL	GER	2449	-459	11.20 (-0.1) 817(23)	7.16 (0.0) 852(16)	14.85 780(12)								
							1669(23)	2449(19)								
20	2579	Yuma MARUYAMA	JPN	2389	-519	10.90 (+0.1) 883(19)	7.00 (0.0) 814(21)	13.40 692(18)								
							1697(20)	2389(20)								
21	2116	Jose Fernando FERREIRA SANTA	BRA	2368	-540	10.77 (+0.1) 912(13)	6.92 (-0.2) 795(24)	12.90 661(21)								
							1707(19)	2368(21)								
22	2899	Marcus NILSSON	SWE	2339	-569	11.43 (-0.1) 767(24)	7.00 (+0.1) 814(22)	14.49 758(14)								
							1581(24)	2339(22)								
23	2005	Larbi BOURRADA	ALG	2326	-582	11.01 (-0.1) 858(21)	7.09 (-0.1) 835(19)	12.44 633(23)								
							1693(21)	2326(23)								
	2317	Kevin MAYER	FRA	DNF		10.79 (-0.1) 908(14)	7.25 (-0.1) 874(15)	DNS								
							1782(16)									

SUMMARY



High Jump Men - Decathlon

RECORDS	RESULT	NAME	COUNTRY	AGE	VENUE	DATE
World Decathlon Best WDB	2.28	Derek DROUIN	CAN	27	Santa Barbara, CA (USA)	7 Apr 2017
Champ. Decathlon Best CDB	2.25	Christian SCHENK	GDR	22	Roma (ITA)	3 Sep 1987
Area Record AR		National Record NR		Personal Best PB		Season Best SB

25 August 2023

RANK	PLACE	GROUP	BIB	NAME	COUNTRY	DATE of BIRTH	RESULT	POINTS	TOTAL
1	1	A	2739	Sander SKOTHEIM	NOR	31 May 02	2.11	906	3490
2	2	A	2988	Kyle GARLAND	USA	28 May 00	2.08	878	3532
3	3	A	2148	Pierce LEPAGE	CAN	22 Jan 96	2.08 SB	878	3662
4	4	A	2264	Karel TILGA	EST	5 Feb 98	2.05	850	3538
5	1	B	2156	Damian WARNER	CAN	4 Nov 89	2.05 SB	850	3662
6	5	A	2738	Markus Rooth	NOR	22 Dec 01	2.02	822	3365
6	5	A	2378	Niklas KAUL	GER	11 Feb 98	2.02	822	3271
8	2	B	2263	Janek ÕIGLANE	EST	25 Apr 94	2.02 SB	822	3418
9	3	B	2415	Lindon VICTOR	GRN	28 Feb 93	2.02 SB	822	3569
10	7	A	2384	Leo NEUGEBAUER	GER	19 Jun 00	2.02	822	3730
11	8	A	2039	Cedric DUBLER	AUS	13 Jan 95	1.99	794	3253
11	8	A	3046	Zachery ZIEMEK	USA	23 Feb 93	1.99	794	3529
13	10	A	2369	Manuel EITEL	GER	28 Jan 97	1.99	794	3410
14	4	B	2579	Yuma MARUYAMA	JPN	3 Jun 98	1.96	767	3156
15	11	A	2260	Johannes ERM	EST	26 Mar 98	1.93	740	3474
16	5	B	2041	Daniel GOLUBOVIC	AUS	29 Nov 93	1.93	740	3211
16	5	B	2116	Jose Fernando FERREIRA SANTANA BRA		27 Mar 99	1.93	740	3108
18	7	B	3039	Harrison WILLIAMS	USA	7 Mar 96	1.93	740	3398
19	8	B	2899	Marcus NILSSON	SWE	3 May 91	1.93	740	3079
20	12	A	2807	Ayden OWENS-DELERME	PUR	28 May 00	1.90	714	3443
21	9	B	2712	Rik TAAM	NED	17 Jan 97	1.84	661	3226
		B	2051	Ashley MOLONEY	AUS	13 Mar 00	DNS		0
		B	2317	Kevin MAYER	FRA	10 Feb 92	DNS		0
		B	2005	Larbi BOURRADA	ALG	10 May 88	DNS		0

RESULTS



High Jump Men - Decathlon

RECORDS	RESULT	NAME	COUNTRY	AGE	VENUE	DATE
World Decathlon Best WDB	2.28	Derek DROUIN	CAN	27	Santa Barbara, CA (USA)	7 Apr 2017
Champ. Decathlon Best CDB	2.25	Christian SCHENK	GDR	22	Roma (ITA)	3 Sep 1987
Area Record AR		National Record NR		Personal Best PB		Season Best SB

Group A

25 August 2023 18:35 START TIME 32° C 45 %
TEMPERATURE HUMIDITY
20:04 END TIME 31° C 50 %

PLACE	BIB	NAME	COUNTRY	DATE of BIRTH	ORDER	RESULT	1.84	1.87	1.90	1.93	1.96	1.99	2.02	2.05	2.08	2.11	2.14	POINTS	TOTAL
1	2739	Sander SKOTHEIM	NOR	31 May 02	8	2.11	-	-	-	-	-	0	-	0	XO	XO	XXX	906	3490
2	2988	Kyle GARLAND	USA	28 May 00	6	2.08	-	-	-	0	-	0	0	0	0	XXX		878	3532
3	2148	Pierce LEPAGE	CAN	22 Jan 96	4	2.08 SB	-	-	-	-	-	XO	-	0	XO	XXr		878	3662
4	2264	Karel TILGA	EST	5 Feb 98	3	2.05	-	-	-	0	0	0	0	0	XXX			850	3538
5	2738	Markus Rooth	NOR	22 Dec 01	2	2.02	-	-	0	0	0	0	0	XXX				822	3365
5	2378	Niklas KAUL	GER	11 Feb 98	1	2.02	-	-	-	-	0	0	0	r				822	3271
7	2384	Leo NEUGEBAUER	GER	19 Jun 00	10	2.02	-	0	0	XO	0	XO	XO	XXX				822	3730
8	3046	Zachery ZIEMEK	USA	23 Feb 93	12	1.99	-	-	-	-	-	0	-	XXX				794	3529
8	2039	Cedric DUBLER	AUS	13 Jan 95	11	1.99	-	-	-	-	-	0	XXX					794	3253
10	2369	Manuel EITEL	GER	28 Jan 97	7	1.99	-	0	0	0	0	XO	XXX					794	3410
11	2260	Johannes ERM	EST	26 Mar 98	5	1.93	0	-	0	0	XXX							740	3474
12	2807	Ayden OWENS-DELERME	PUR	28 May 00	9	1.90	0	XO	XO	XXX								714	3443

RESULTS
High Jump Men - Decathlon

Group B

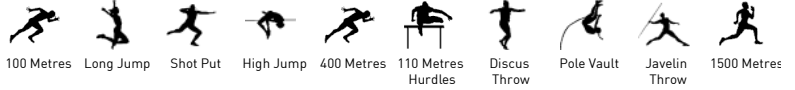
25 August 2023 18:35 START TIME 32° C 45 %
TEMPERATURE HUMIDITY
19:52 END TIME 32° C 45 %

PLACE	BIB	NAME	COUNTRY	DATE of BIRTH	ORDER	RESULT	SB	1.75	1.78	1.81	1.84	1.87	1.90	1.93	1.96	1.99	2.02	2.05	POINTS	TOTAL
								2.08												
1	2156	Damian WARNER	CAN	4 Nov 89	4	2.05	SB	-	-	-	-	-	0	0	0	0	XXO	0	850	3662
2	2263	Janek ŐIGLANE	EST	25 Apr 94	10	2.02	SB	-	-	-	-	0	-	XO	0	0	0	XXX	822	3418
3	2415	Lindon VICTOR	GRN	28 Feb 93	12	2.02	SB	-	-	-	-	0	-	XO	0	XO	XXX		822	3569
4	2579	Yuma MARUYAMA	JPN	3 Jun 98	11	1.96		-	-	-	0	0	0	0	XO	XXX			767	3156
5	2116	Jose Fernando FERREIRA SANTA	BRA	27 Mar 99	9	1.93		-	-	0	XO	0	0	0	XXX				740	3108
5	2041	Daniel GOLUBOVIC	AUS	29 Nov 93	1	1.93		-	-	-	XO	0	0	0	XXX				740	3211
7	3039	Harrison WILLIAMS	USA	7 Mar 96	2	1.93		-	-	-	-	XO	XO	0	XXX				740	3398
8	2899	Marcus NILSSON	SWE	3 May 91	6	1.93		-	-	-	0	0	XXO	XXO	XXX				740	3079
9	2712	Rik TAAM	NED	17 Jan 97	7	1.84		-	-	XO	0	XXX							661	3226
	2005	Larbi BOURRADA	ALG	10 May 88	8	DNS														0
	2317	Kevin MAYER	FRA	10 Feb 92	3	DNS														0
	2051	Ashley MOLONEY	AUS	13 Mar 00	5	DNS														0

DECATHLON SUMMARY AFTER 4 EVENTS

RECORDS	RESULT	NAME	COUNTRY	AGE	VENUE	DATE
World Record WR	9126	Kevin MAYER	FRA	26	Talence (FRA)	16 Sep 2018
Championships Record CR	9045	Ashton EATON	USA	27	Beijing (CHN)	29 Aug 2015
World Leading WL	8836	Leo NEUGEBAUER	GER	23	Austin, TX (USA)	8 Jun 2023


25-26 August 2023



PLACE	BIB	NAME	COUNTRY	POINTS	POINTS BEHIND LEADER	100 Metres	Long Jump	Shot Put	High Jump	400 Metres	110 Metres Hurdles	Discus Throw	Pole Vault	Javelin Throw	1500 Metres
1	2384	Leo NEUGEBAUER	GER	3730		10.69 (-0.3) 931(10)	8.00 (-0.1) 1061(1) 1992(2)	17.04 916(1) 2908(1)	2.02 822(10) 3730(1)						
2	2156	Damian WARNER	CAN	3662	-68	10.32 (-0.3) 1018(1)	7.77 (-0.9) 1002(3) 2020(1)	15.03 792(10) 2812(2)	2.05 850(5) 3662(2)						
2	2148	Pierce LEPAGE	CAN	3662	-68	10.45 (-0.3) 987(4)	7.59 (+0.2) 957(8) 1944(4)	15.81 840(3) 2784(3)	2.08 878(3) 3662(2)						
4	2415	Lindon VICTOR	GRN	3569	-161	10.60 (+0.1) 952(7)	7.55 (+1.0) 947(10) 1899(7)	15.94 848(2) 2747(4)	2.02 822(9) 3569(4)						
5	2264	Karel TILGA	EST	3538	-192	10.84 (-0.1) 897(16)	7.58 (+0.4) 955(9) 1852(11)	15.75 836(4) 2688(8)	2.05 850(4) 3538(5)						
6	2988	Kyle GARLAND	USA	3532	-198	10.59 (-0.3) 954(6)	7.54 (+0.3) 945(11) 1899(7)	14.44 755(15) 2654(10)	2.08 878(2) 3532(6)						
7	3046	Zachery ZIEMEK	USA	3529	-201	10.58 (+0.1) 956(5)	7.62 (+0.2) 965(7) 1921(5)	15.39 814(5) 2735(5)	1.99 794(11) 3529(7)						
8	2739	Sander SKOTHEIM	NOR	3490	-240	10.89 (+0.1) 885(18)	7.80 (+1.4) 1010(2) 1895(9)	13.35 689(19) 2584(13)	2.11 906(1) 3490(8)						
9	2260	Johannes ERM	EST	3474	-256	10.69 (-0.1) 931(11)	7.72 (+0.2) 990(4) 1921(5)	15.38 813(6) 2734(6)	1.93 740(15) 3474(9)						
10	2807	Ayden OWENS-DELERME	PUR	3443	-287	10.43 (-0.3) 992(2)	7.72 (+0.2) 990(5) 1982(3)	14.30 747(16) 2729(7)	1.90 714(20) 3443(10)						
11	2263	Janek ÕIGLANE	EST	3418	-312	10.94 (-0.1) 874(20)	7.47 (+0.3) 927(13) 1801(15)	15.08 795(9) 2596(12)	2.02 822(8) 3418(11)						
12	2369	Manuel EITEL	GER	3410	-320	10.44 (-0.3) 989(3)	7.14 (-0.1) 847(17) 1836(13)	14.85 780(13) 2616(11)	1.99 794(13) 3410(12)						
13	3039	Harrison WILLIAMS	USA	3398	-332	10.74 (-0.3) 919(12)	7.49 (+0.4) 932(12) 1851(12)	15.28 807(7) 2658(9)	1.93 740(18) 3398(13)						
14	2738	Markus ROTH	NOR	3365	-365	10.84 (+0.1) 897(17)	7.62 (+0.4) 965(6) 1862(10)	13.22 681(20) 2543(15)	2.02 822(6) 3365(14)						
15	2378	Niklas KAUL	GER	3271	-459	11.20 (-0.1) 817(23)	7.16 (0.0) 852(16) 1669(23)	14.85 780(12) 2449(19)	2.02 822(6) 3271(15)						
16	2039	Cedric DUBLER	AUS	3253	-477	10.82 (+0.1) 901(15)	7.40 (+1.1) 910(14) 1811(14)	12.68 648(22) 2459(18)	1.99 794(11) 3253(16)						
17	2712	Rik TAAM	NED	3226	-504	10.64 (+0.1) 942(9)	7.11 (+0.4) 840(18) 1782(16)	14.89 783(11) 2565(14)	1.84 661(21) 3226(17)						

DECATHLON SUMMARY AFTER 4 EVENTS

25-26 August 2023



PLACE	BIB	NAME	COUNTRY	POINTS	POINTS BEHIND LEADER	100 Metres	Long Jump	Shot Put	High Jump	400 Metres	110 Metres Hurdles	Discus Throw	Pole Vault	Javelin Throw	1500 Metres	
18	2041	Daniel GOLUBOVIC	AUS	3211	-519	11.10 (-0.1) 838(22)	7.09 (-0.2) 835(20)	15.14 798(8)	1.93 740(16)							
							1673(22)	2471(17)	3211(18)							
19	2579	Yuma MARUYAMA	JPN	3156	-574	10.90 (+0.1) 883(19)	7.00 (0.0) 814(21)	13.40 692(18)	1.96 767(14)							
							1697(20)	2389(20)	3156(19)							
20	2116	Jose Fernando FERREIRA SANTA	BRA	3108	-622	10.77 (+0.1) 912(13)	6.92 (-0.2) 795(24)	12.90 661(21)	1.93 740(16)							
							1707(19)	2368(21)	3108(20)							
21	2899	Marcus NILSSON	SWE	3079	-651	11.43 (-0.1) 767(24)	7.00 (+0.1) 814(22)	14.49 758(14)	1.93 740(19)							
							1581(24)	2339(22)	3079(21)							
	2051	Ashley MOLONEY	AUS	DNF		10.60 (-0.3) 952(8)	6.98 (-0.1) 809(23)	14.08 733(17)	DNS							
							1761(18)	2494(16)								
	2005	Larbi BOURRADA	ALG	DNF		11.01 (-0.1) 858(21)	7.09 (-0.1) 835(19)	12.44 633(23)	DNS							
							1693(21)	2326(23)								
	2317	Kevin MAYER	FRA	DNF		10.79 (-0.1) 908(14)	7.25 (-0.1) 874(15)	DNS								
							1782(16)									

SUMMARY




400 Metres Men - Decathlon

RECORDS	RESULT	NAME	COUNTRY	AGE	VENUE	DATE
World Decathlon Best WDB	45.00	Ashton EATON	USA	27	Beijing (CHN)	28 Aug 2015
Champ. Decathlon Best CDB	45.00	Ashton EATON	USA	27	Beijing (CHN)	28 Aug 2015
Area Record AR		National Record NR		Personal Best PB		Season Best SB

25 August 2023

RANK	PLACE	HEAT	LANE	BIB	NAME	COUNTRY	DATE of BIRTH	RESULT		POINTS	TOTAL
1	1	3	7	2807	Ayden OWENS-DELERME	PUR	28 May 00	46.44	SB	986	4429
2	2	3	6	3039	Harrison WILLIAMS	USA	7 Mar 96	46.52		982	4380
3	3	3	5	2260	Johannes ERM	EST	26 Mar 98	47.05		956	4430
4	4	3	9	2712	Rik TAAM	NED	17 Jan 97	47.12	PB	952	4178
5	1	2	7	2148	Pierce LEPAGE	CAN	22 Jan 96	47.21	SB	948	4610
6	5	3	3	2156	Damian WARNER	CAN	4 Nov 89	47.86		916	4578
7	6	3	4	2384	Leo NEUGEBAUER	GER	19 Jun 00	47.99		910	4640
8	2	2	2	2415	Lindon VICTOR	GRN	28 Feb 93	48.05	PB	907	4476
9	1	1	7	2738	Markus Rooth	NOR	22 Dec 01	48.27	PB	896	4261
10	2	1	2	2263	Janek ÕIGLANE	EST	25 Apr 94	48.41	PB	889	4307
11	3	2	4	2369	Manuel EITEL	GER	28 Jan 97	48.47		886	4296
12	7	3	2	2739	Sander SKOTHEIM	NOR	31 May 02	48.48		886	4376
13	4	2	9	2264	Karel TILGA	EST	5 Feb 98	48.58		881	4419
14	5	2	5	2988	Kyle GARLAND	USA	28 May 00	49.24		850	4382
15	3	1	6	2116	Jose Fernando FERREIRA SANTANA	BRA	27 Mar 99	49.31		847	3955
16	6	2	3	2041	Daniel GOLUBOVIC	AUS	29 Nov 93	49.87		821	4032
17	4	1	5	2579	Yuma MARUYAMA	JPN	3 Jun 98	50.75		780	3936
18	5	1	3	2899	Marcus NILSSON	SWE	3 May 91	51.36	SB	753	3832
			3	8	2051	Ashley MOLONEY	AUS	13 Mar 00	DNS		0
			2	6	2039	Cedric DUBLER	AUS	13 Jan 95	DNS		0
			1	4	2317	Kevin MAYER	FRA	10 Feb 92	DNS		0
			1	9	2005	Larbi BOURRADA	ALG	10 May 88	DNS		0
			2	8	2378	Niklas KAUL	GER	11 Feb 98	DNS		0
			1	8	3046	Zachery ZIEMEK	USA	23 Feb 93	DNS		0

NOTE  BIB 2899 (Marcus NILSSON) - TR17.4.3 or TR17.4.4

RACE ANALYSIS



400 Metres Men - Decathlon

Heat 1

3

25 August 2023 21:09 START TIME

28° C TEMPERATURE 59 % HUMIDITY

1 100 m 2 200 m 3 300 m

1 2738 Markus ROTH				NOR	22 Dec 01	48.27 ^{PB}
1	11.93 11.93 (2)	2	11.25 23.18 (1)	3	11.94 35.12 (1)	13.15
2 2263 Janek ÕIGLANE				EST	25 Apr 94	48.41 ^{PB}
1	11.78 11.78 (1)	2	11.41 23.19 (2)	3	12.10 35.29 (2)	13.12
3 2116 Jose Fernando FERREIRA SANTANA				BRA	27 Mar 99	49.31
1	12.16 12.16 (4)	2	11.51 23.67 (4)	3	12.36 36.03 (3)	13.28
4 2579 Yuma MARUYAMA				JPN	3 Jun 98	50.75
1	12.07 12.07 (3)	2	11.54 23.61 (3)	3	12.68 36.29 (4)	14.46
5 2899 Marcus NILSSON				SWE	3 May 91	51.36 ^{SB}
1	12.33 12.33 (5)	2	11.76 24.09 (5)	3	13.08 37.17 (5)	14.19
3046	Zachery ZIEMEK			USA	23 Feb 93	DNS
2317	Kevin MAYER			FRA	10 Feb 92	DNS
2005	Larbi BOURRADA			ALG	10 May 88	DNS

RACE ANALYSIS



400 Metres Men - Decathlon

Heat 2 **3**

25 August 2023 21:15 START TIME

28° C TEMPERATURE 59 % HUMIDITY

1 100 m 2 200 m 3 300 m

1 2148 Pierce LEPAGE				CAN	22 Jan 96	47.21 SB
1	11.43	2	11.41	3	11.79	12.58
	11.43 (1)		22.84 (3)		34.63 (1)	
2 2415 Lindon VICTOR				GRN	28 Feb 93	48.05 PB
1	11.46	2	11.06	3	12.17	13.36
	11.46 (2)		22.52 (1)		34.69 (2)	
3 2369 Manuel EITEL				GER	28 Jan 97	48.47
1	11.48	2	11.25	3	12.20	13.54
	11.48 (3)		22.73 (2)		34.93 (3)	
4 2264 Karel TILGA				EST	5 Feb 98	48.58
1	11.78	2	11.35	3	11.86	13.59
	11.78 (5)		23.13 (4)		34.99 (4)	
5 2988 Kyle GARLAND				USA	28 May 00	49.24
1	11.76	2	11.58	3	12.55	13.35
	11.76 (4)		23.34 (5)		35.89 (5)	
6 2041 Daniel GOLUBOVIC				AUS	29 Nov 93	49.87
1	12.09	2	11.51	3	12.62	13.65
	12.09 (6)		23.60 (6)		36.22 (6)	
2378	Niklas KAUL			GER	11 Feb 98	DNS
2039	Cedric DUBLER			AUS	13 Jan 95	DNS

RACE ANALYSIS



400 Metres Men - Decathlon

Heat 3 **3**

25 August 2023 21:22 START TIME

28° C TEMPERATURE 59 % HUMIDITY

1 100 m 2 200 m 3 300 m

1 2807 Ayden OWENS-DELERME				PUR	28 May 00	46.44 ^{SB}
1	11.22	2	10.49	3	11.80	12.93
	11.22 (1)		21.71 (1)		33.51 (1)	
2 3039 Harrison WILLIAMS				USA	7 Mar 96	46.52
1	11.41	2	10.38	3	11.90	12.83
	11.41 (3)		21.79 (2)		33.69 (2)	
3 2260 Johannes ERM				EST	26 Mar 98	47.05
1	11.76	2	10.78	3	11.83	12.68
	11.76 (7)		22.54 (7)		34.37 (5)	
4 2712 Rik TAAM				NED	17 Jan 97	47.12 ^{PB}
1	11.67	2	10.86	3	11.54	13.05
	11.67 (6)		22.53 (6)		34.07 (3)	
5 2156 Damian WARNER				CAN	4 Nov 89	47.86
1	11.35	2	10.91	3	11.99	13.61
	11.35 (2)		22.26 (3)		34.25 (4)	
6 2384 Leo NEUGEBAUER				GER	19 Jun 00	47.99
1	11.56	2	10.95	3	11.99	13.49
	11.56 (5)		22.51 (5)		34.50 (7)	
7 2739 Sander SKOTHEIM				NOR	31 May 02	48.48
1	11.43	2	10.86	3	12.19	14.00
	11.43 (4)		22.29 (4)		34.48 (6)	
2051	Ashley MOLONEY			AUS	13 Mar 00	DNS

RESULTS



400 Metres Men - Decathlon

RECORDS	RESULT	NAME	COUNTRY	AGE	VENUE	DATE
World Decathlon Best WDB	45.00	Ashton EATON	USA	27	Beijing (CHN)	28 Aug 2015
Champ. Decathlon Best CDB	45.00	Ashton EATON	USA	27	Beijing (CHN)	28 Aug 2015
Area Record AR		National Record NR		Personal Best PB		Season Best SB

Heat 1

3

25 August 2023 21:09 START TIME 28° C TEMPERATURE 59 % HUMIDITY

PLACE	BIB	NAME	COUNTRY	DATE OF BIRTH	LANE	RESULT	REACTION	F _n	POINTS	TOTAL
1	2738	Markus Rooth	NOR	22 Dec 01	7	48.27	PB	0.143	896	4261
2	2263	Janek Õiglane	EST	25 Apr 94	2	48.41	PB	0.163	889	4307
3	2116	Jose Fernando FERREIRA SANTANA	BRA	27 Mar 99	6	49.31		0.147	847	3955
4	2579	Yuma Maruyama	JPN	3 Jun 98	5	50.75		0.157	780	3936
5	2899	Marcus Nilsson	SWE	3 May 91	3	51.36	SB	0.204	753	3832
	2005	Larbi Bourrada	ALG	10 May 88	9	DNS				0
	2317	Kevin Mayer	FRA	10 Feb 92	4	DNS				0
	3046	Zachery Ziemek	USA	23 Feb 93	8	DNS				0

NOTE **L** BIB 2899 (Marcus NILSSON) - TR17.4.3 or TR17.4.4

Heat 2

3

25 August 2023 21:15 START TIME 28° C TEMPERATURE 59 % HUMIDITY

PLACE	BIB	NAME	COUNTRY	DATE OF BIRTH	LANE	RESULT	REACTION	F _n	POINTS	TOTAL
1	2148	Pierce Lepage	CAN	22 Jan 96	7	47.21	SB	0.189	948	4610
2	2415	Lindon Victor	GRN	28 Feb 93	2	48.05	PB	0.160	907	4476
3	2369	Manuel Eitel	GER	28 Jan 97	4	48.47		0.162	886	4296
4	2264	Karel Tilga	EST	5 Feb 98	9	48.58		0.178	881	4419
5	2988	Kyle Garland	USA	28 May 00	5	49.24		0.156	850	4382
6	2041	Daniel Golubovic	AUS	29 Nov 93	3	49.87		0.180	821	4032
	2039	Cedric Dubler	AUS	13 Jan 95	6	DNS				0
	2378	Niklas Kaul	GER	11 Feb 98	8	DNS				0

Heat 3

3

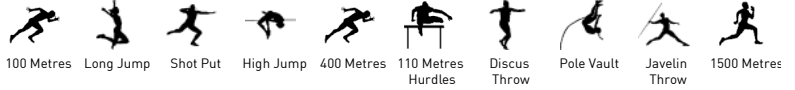
25 August 2023 21:22 START TIME 28° C TEMPERATURE 59 % HUMIDITY

PLACE	BIB	NAME	COUNTRY	DATE OF BIRTH	LANE	RESULT	REACTION	F _n	POINTS	TOTAL
1	2807	Ayden Owens-Delorme	PUR	28 May 00	7	46.44	SB	0.162	986	4429
2	3039	Harrison Williams	USA	7 Mar 96	6	46.52		0.200	982	4380
3	2260	Johannes Erm	EST	26 Mar 98	5	47.05		0.199	956	4430
4	2712	Rik Taam	NED	17 Jan 97	9	47.12	PB	0.191	952	4178
5	2156	Damian Warner	CAN	4 Nov 89	3	47.86		0.153	916	4578
6	2384	Leo Neugebauer	GER	19 Jun 00	4	47.99		0.204	910	4640
7	2739	Sander Skotheim	NOR	31 May 02	2	48.48		0.173	886	4376
	2051	Ashley Moloney	AUS	13 Mar 00	8	DNS				0

DECATHLON SUMMARY AFTER 5 EVENTS

RECORDS	RESULT	NAME	COUNTRY	AGE	VENUE	DATE
World Record WR	9126	Kevin MAYER	FRA	26	Talence (FRA)	16 Sep 2018
Championships Record CR	9045	Ashton EATON	USA	27	Beijing (CHN)	29 Aug 2015
World Leading WL	8836	Leo NEUGEBAUER	GER	23	Austin, TX (USA)	8 Jun 2023

25-26 August 2023



PLACE	BIB	NAME	COUNTRY	POINTS	POINTS BEHIND LEADER	100 Metres	Long Jump	Shot Put	High Jump	400 Metres	110 Metres Hurdles	Discus Throw	Pole Vault	Javelin Throw	1500 Metres
1	2384	Leo NEUGEBAUER	GER	4640		10.69 (-0.3) 931(10)	8.00 (-0.1) 1061(1) 1992(2)	17.04 916(1) 2908(1)	2.02 822(10) 3730(1)	47.99 910(7) 4640(1)					
2	2148	Pierce LEPAGE	CAN	4610	-30	10.45 (-0.3) 987(4)	7.59 (+0.2) 957(8) 1944(4)	15.81 840(3) 2784(3)	2.08 878(3) 3662(2)	47.21 948(5) 4610(2)					
3	2156	Damian WARNER	CAN	4578	-62	10.32 (-0.3) 1018(1)	7.77 (-0.9) 1002(3) 2020(1)	15.03 792(10) 2812(2)	2.05 850(5) 3662(2)	47.86 916(6) 4578(3)					
4	2415	Lindon VICTOR	GRN	4476	-164	10.60 (+0.1) 952(7)	7.55 (+1.0) 947(10) 1899(7)	15.94 848(2) 2747(4)	2.02 822(9) 3569(4)	48.05 907(8) 4476(4)					
5	2260	Johannes ERM	EST	4430	-210	10.69 (-0.1) 931(11)	7.72 (+0.2) 990(4) 1921(5)	15.38 813(6) 2734(6)	1.93 740(15) 3474(9)	47.05 956(3) 4430(5)					
6	2807	Ayden OWENS-DELERME	PUR	4429	-211	10.43 (-0.3) 992(2)	7.72 (+0.2) 990(5) 1982(3)	14.30 747(16) 2729(7)	1.90 714(20) 3443(10)	46.44 986(1) 4429(6)					
7	2264	Karel TILGA	EST	4419	-221	10.84 (-0.1) 897(16)	7.58 (+0.4) 955(9) 1852(11)	15.75 836(4) 2688(8)	2.05 850(4) 3538(5)	48.58 881(13) 4419(7)					
8	2988	Kyle GARLAND	USA	4382	-258	10.59 (-0.3) 954(6)	7.54 (+0.3) 945(11) 1899(7)	14.44 755(15) 2654(10)	2.08 878(2) 3532(6)	49.24 850(14) 4382(8)					
9	3039	Harrison WILLIAMS	USA	4380	-260	10.74 (-0.3) 919(12)	7.49 (+0.4) 932(12) 1851(12)	15.28 807(7) 2658(9)	1.93 740(18) 3398(13)	46.52 982(2) 4380(9)					
10	2739	Sander SKOTHEIM	NOR	4376	-264	10.89 (+0.1) 885(18)	7.80 (+1.4) 1010(2) 1895(9)	13.35 689(19) 2584(13)	2.11 906(1) 3490(8)	48.48 886(12) 4376(10)					
11	2263	Janek ÕIGLANE	EST	4307	-333	10.94 (-0.1) 874(20)	7.47 (+0.3) 927(13) 1801(15)	15.08 795(9) 2596(12)	2.02 822(8) 3418(11)	48.41 889(10) 4307(11)					
12	2369	Manuel EITEL	GER	4296	-344	10.44 (-0.3) 989(3)	7.14 (-0.1) 847(17) 1836(13)	14.85 780(13) 2616(11)	1.99 794(13) 3410(12)	48.47 886(11) 4296(12)					
13	2738	Markus Rooth	NOR	4261	-379	10.84 (+0.1) 897(17)	7.62 (+0.4) 965(6) 1862(10)	13.22 681(20) 2543(15)	2.02 822(6) 3365(14)	48.27 896(9) 4261(13)					
14	2712	Rik TAAM	NED	4178	-462	10.64 (+0.1) 942(9)	7.11 (+0.4) 840(18) 1782(16)	14.89 783(11) 2565(14)	1.84 661(21) 3226(17)	47.12 952(4) 4178(14)					
15	2041	Daniel GOLUBOVIC	AUS	4032	-608	11.10 (-0.1) 838(22)	7.09 (-0.2) 835(20) 1673(22)	15.14 798(8) 2471(17)	1.93 740(16) 3211(18)	49.87 821(16) 4032(15)					
16	2116	Jose Fernando FERREIRA SANTA	BRA	3955	-685	10.77 (+0.1) 912(13)	6.92 (-0.2) 795(24) 1707(19)	12.90 661(21) 2368(21)	1.93 740(16) 3108(20)	49.31 847(15) 3955(16)					
17	2579	Yuma MARUYAMA	JPN	3936	-704	10.90 (+0.1) 883(19)	7.00 (0.0) 814(21) 1697(20)	13.40 692(18) 2389(20)	1.96 767(14) 3156(19)	50.75 780(17) 3936(17)					

DECATHLON SUMMARY AFTER 5 EVENTS

25-26 August 2023



PLACE	BIB	NAME	COUNTRY	POINTS	POINTS BEHIND LEADER	100 Metres	Long Jump	Shot Put	High Jump	400 Metres	110 Metres Hurdles	Discus Throw	Pole Vault	Javelin Throw	1500 Metres
18	2899	Marcus NILSSON	SWE	3832	-808	11.43 (-0.1) 767(24)	7.00 (+0.1) 814(22)	14.49 758(14)	1.93 740(19)	51.36 753(18)					
							1581(24)	2339(22)	3079(21)	3832(18)					
	2039	Cedric DUBLER	AUS	DNF		10.82 (+0.1) 901(15)	7.40 (+1.1) 910(14)	12.68 648(22)	1.99 794(11)	DNS					
							1811(14)	2459(18)	3253(16)						
	2378	Niklas KAUL	GER	DNF		11.20 (-0.1) 817(23)	7.16 (0.0) 852(16)	14.85 780(12)	2.02 822(6)	DNS					
							1669(23)	2449(19)	3271(15)						
	3046	Zachery ZIEMEK	USA	DNF		10.58 (+0.1) 956(5)	7.62 (+0.2) 965(7)	15.39 814(5)	1.99 794(11)	DNS					
							1921(5)	2735(5)	3529(7)						
	2051	Ashley MOLONEY	AUS	DNF		10.60 (-0.3) 952(8)	6.98 (-0.1) 809(23)	14.08 733(17)	DNS						
							1761(18)	2494(16)							
	2005	Larbi BOURRADA	ALG	DNF		11.01 (-0.1) 858(21)	7.09 (-0.1) 835(19)	12.44 633(23)	DNS						
							1693(21)	2326(23)							
	2317	Kevin MAYER	FRA	DNF		10.79 (-0.1) 908(14)	7.25 (-0.1) 874(15)	DNS							
							1782(16)								

SUMMARY



110 Metres Hurdles Men - Decathlon

RECORDS	RESULT	NAME	COUNTRY	AGE	VENUE	DATE
World Decathlon Best WDB	13.36	Damian WARNER	CAN	32	Götzis (AUT)	30 May 2021
Champ. Decathlon Best CDB	13.55	Frank BUSEMANN	GER	22	Athina (GRE)	6 Aug 1997
Area Record AR		National Record NR		Personal Best PB		Season Best SB

26 August 2023

RANK	PLACE	HEAT	LANE	BIB	NAME	COUNTRY	DATE of BIRTH	RESULT	WIND	POINTS	TOTAL
1	1	3	4	2156	Damian WARNER	CAN	4 Nov 89	13.67	+0.2	1018	5596
2	2	3	3	2148	Pierce LEPAGE	CAN	22 Jan 96	13.77	PB +0.2	1004	5614
3	3	3	5	2988	Kyle GARLAND	USA	28 May 00	13.93	+0.2	984	5366
4	1	2	4	2116	Jose Fernando FERREIRA SANTANA	BRA	27 Mar 99	13.94	PB +0.1	982	4937
5	4	3	7	2807	Y Ayden OWENS-DELERME	PUR	28 May 00	14.04	+0.2	969	5398
6	2	2	6	2041	Daniel GOLUBOVIC	AUS	29 Nov 93	14.18 (.173)	+0.1	951	4983
6	2	2	7	2579	Yuma MARUYAMA	JPN	3 Jun 98	14.18 (.173)	SB +0.1	951	4887
8	5	3	8	3039	Harrison WILLIAMS	USA	7 Mar 96	14.33	+0.2	932	5312
9	4	2	3	2369	Manuel EITEL	GER	28 Jan 97	14.39	+0.1	925	5221
10	5	2	8	2738	Markus Rooth	NOR	22 Dec 01	14.47 (.462)	+0.1	915	5176
11	1	1	7	2415	Lindon VICTOR	GRN	28 Feb 93	14.47 (.469)	SB +0.2	915	5391
12	2	1	6	2263	Janek ŐIGLANE	EST	25 Apr 94	14.51	+0.2	910	5217
13	3	1	8	2264	Karel TILGA	EST	5 Feb 98	14.68	+0.2	889	5308
14	6	2	5	2384	Y Leo NEUGEBAUER	GER	19 Jun 00	14.75	+0.1	880	5520
15	4	1	3	2712	Rik TAAM	NED	17 Jan 97	14.80	+0.2	874	5052
16	5	1	4	2260	Johannes ERM	EST	26 Mar 98	14.90	SB +0.2	862	5292
17	6	3	6	2739	Sander SKOTHEIM	NOR	31 May 02	14.96	+0.2	854	5230
18	6	1	5	2899	Marcus NILSSON	SWE	3 May 91	15.06	+0.2	842	4674

NOTE **Y** BIB 2384 (Leo NEUGEBAUER) - Disturbing the start
Y BIB 2807 (Ayden OWENS-DELERME) - False start (Combined Events)

RESULTS



110 Metres Hurdles Men - Decathlon

RECORDS	RESULT	NAME	COUNTRY	AGE	VENUE	DATE
World Decathlon Best WDB	13.36	Damian WARNER	CAN	32	Götzis (AUT)	30 May 2021
Champ. Decathlon Best CDB	13.55	Frank BUSEMANN	GER	22	Athina (GRE)	6 Aug 1997
Area Record AR		National Record NR		Personal Best PB		Season Best SB

Heat 1 3

26 August 2023 10:05 START TIME
29° C TEMPERATURE 57 % HUMIDITY

 +0.2m/s WIND

PLACE	BIB	NAME	COUNTRY	DATE of BIRTH	LANE	RESULT	REACTION	Fn	POINTS	TOTAL
1	2415	Lindon VICTOR	GRN	28 Feb 93	7	14.47 [.469]	SB	0.149	915	5391
2	2263	Janek ÖIGLANE	EST	25 Apr 94	6	14.51		0.143	910	5217
3	2264	Karel TILGA	EST	5 Feb 98	8	14.68		0.166	889	5308
4	2712	Rik TAAM	NED	17 Jan 97	3	14.80		0.158	874	5052
5	2260	Johannes ERM	EST	26 Mar 98	4	14.90	SB	0.179	862	5292
6	2899	Marcus NILSSON	SWE	3 May 91	5	15.06		0.183	842	4674

Heat 2 3

26 August 2023 10:13 START TIME
30° C TEMPERATURE 56 % HUMIDITY

 +0.1m/s WIND

PLACE	BIB	NAME	COUNTRY	DATE of BIRTH	LANE	RESULT	REACTION	Fn	POINTS	TOTAL
1	2116	Jose Fernando FERREIRA SANTANA	BRA	27 Mar 99	4	13.94	PB	0.158	982	4937
2	2041	Daniel GOLUBOVIC	AUS	29 Nov 93	6	14.18 [.173]		0.178	951	4983
2	2579	Yuma MARUYAMA	JPN	3 Jun 98	7	14.18 [.173]	SB	0.192	951	4887
4	2369	Manuel EITEL	GER	28 Jan 97	3	14.39		0.172	925	5221
5	2738	Markus ROTH	NOR	22 Dec 01	8	14.47 [.462]		0.156	915	5176
6	2384	Y Leo NEUGEBAUER	GER	19 Jun 00	5	14.75		0.169	880	5520

NOTE **Y** BIB 2384 (Leo NEUGEBAUER) - Disturbing the start

Heat 3 3

26 August 2023 10:21 START TIME
30° C TEMPERATURE 56 % HUMIDITY

 +0.2m/s WIND

PLACE	BIB	NAME	COUNTRY	DATE of BIRTH	LANE	RESULT	REACTION	Fn	POINTS	TOTAL
1	2156	Damian WARNER	CAN	4 Nov 89	4	13.67		0.151	1018	5596
2	2148	Pierce LEPAGE	CAN	22 Jan 96	3	13.77	PB	0.183	1004	5614
3	2988	Kyle GARLAND	USA	28 May 00	5	13.93		0.137	984	5366
4	2807	Y Ayden OWENS-DELERME	PUR	28 May 00	7	14.04		0.073	969	5398
5	3039	Harrison WILLIAMS	USA	7 Mar 96	8	14.33		0.182	932	5312
6	2739	Sander SKOTHEIM	NOR	31 May 02	6	14.96		0.169	854	5230

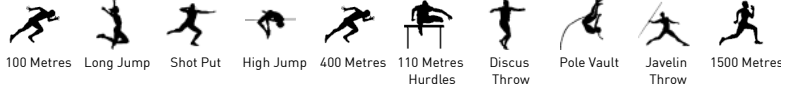
NOTE **Y** BIB 2807 (Ayden OWENS-DELERME) - False start (Combined Events)

DECATHLON SUMMARY AFTER 6 EVENTS

BIB 2378 AND BIB 3046 DNS AMENDED

RECORDS	RESULT	NAME	COUNTRY	AGE	VENUE	DATE
World Record WR	9126	Kevin MAYER	FRA	26	Talence (FRA)	16 Sep 2018
Championships Record CR	9045	Ashton EATON	USA	27	Beijing (CHN)	29 Aug 2015
World Leading WL	8836	Leo NEUGEBAUER	GER	23	Austin, TX (USA)	8 Jun 2023

25-26 August 2023

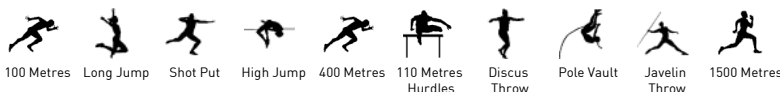


PLACE	BIB	NAME	COUNTRY	POINTS	POINTS BEHIND LEADER	100 Metres	Long Jump	Shot Put	High Jump	400 Metres	110 Metres Hurdles	Discus Throw	Pole Vault	Javelin Throw	1500 Metres
1	2148	Pierce LEPAGE	CAN	5614		10.45 (-0.3) 987(4)	7.59 (+0.2) 957(8)	15.81 840(3)	2.08 878(3)	47.21 948(5)	13.77 (+0.2) 1004(2)				
							1944(4)	2784(3)	3662(2)	4610(2)	5614(1)				
2	2156	Damian WARNER	CAN	5596	-18	10.32 (-0.3) 1018(1)	7.77 (-0.9) 1002(3)	15.03 792(10)	2.05 850(5)	47.86 916(6)	13.67 (+0.2) 1018(1)				
							2020(1)	2812(2)	3662(2)	4578(3)	5596(2)				
3	2384	Leo NEUGEBAUER	GER	5520	-94	10.69 (-0.3) 931(10)	8.00 (-0.1) 1061(1)	17.04 916(1)	2.02 822(10)	47.99 910(7)	14.75 (+0.1) 880(14)				
							1992(2)	2908(1)	3730(1)	4640(1)	5520(3)				
4	2807	Ayden OWENS-DELERME	PUR	5398	-216	10.43 (-0.3) 992(2)	7.72 (+0.2) 990(5)	14.30 747(16)	1.90 714(20)	46.44 986(1)	14.04 (+0.2) 969(5)				
							1982(3)	2729(7)	3443(10)	4429(6)	5398(4)				
5	2415	Lindon VICTOR	GRN	5391	-223	10.60 (+0.1) 952(7)	7.55 (+1.0) 947(10)	15.94 848(2)	2.02 822(9)	48.05 907(8)	14.47 (+0.2) 915(11)				
							1899(7)	2747(4)	3569(4)	4476(4)	5391(5)				
6	2988	Kyle GARLAND	USA	5366	-248	10.59 (-0.3) 954(6)	7.54 (+0.3) 945(11)	14.44 755(15)	2.08 878(2)	49.24 850(14)	13.93 (+0.2) 984(3)				
							1899(7)	2654(10)	3532(6)	4382(8)	5366(6)				
7	3039	Harrison WILLIAMS	USA	5312	-302	10.74 (-0.3) 919(12)	7.49 (+0.4) 932(12)	15.28 807(7)	1.93 740(18)	46.52 982(2)	14.33 (+0.2) 932(8)				
							1851(12)	2658(9)	3398(13)	4380(9)	5312(7)				
8	2264	Karel TILGA	EST	5308	-306	10.84 (-0.1) 897(16)	7.58 (+0.4) 955(9)	15.75 836(4)	2.05 850(4)	48.58 881(13)	14.68 (+0.2) 889(13)				
							1852(11)	2688(8)	3538(5)	4419(7)	5308(8)				
9	2260	Johannes ERM	EST	5292	-322	10.69 (-0.1) 931(11)	7.72 (+0.2) 990(4)	15.38 813(6)	1.93 740(15)	47.05 956(3)	14.90 (+0.2) 862(16)				
							1921(5)	2734(6)	3474(9)	4430(5)	5292(9)				
10	2739	Sander SKOTHEIM	NOR	5230	-384	10.89 (+0.1) 885(18)	7.80 (+1.4) 1010(2)	13.35 689(19)	2.11 906(1)	48.48 886(12)	14.96 (+0.2) 854(17)				
							1895(9)	2584(13)	3490(8)	4376(10)	5230(10)				
11	2369	Manuel EITEL	GER	5221	-393	10.44 (-0.3) 989(3)	7.14 (-0.1) 847(17)	14.85 780(13)	1.99 794(13)	48.47 886(11)	14.39 (+0.1) 925(9)				
							1836(13)	2616(11)	3410(12)	4296(12)	5221(11)				
12	2263	Janek ÕIGLANE	EST	5217	-397	10.94 (-0.1) 874(20)	7.47 (+0.3) 927(13)	15.08 795(9)	2.02 822(8)	48.41 889(10)	14.51 (+0.2) 910(12)				
							1801(15)	2596(12)	3418(11)	4307(11)	5217(12)				
13	2738	Markus Rooth	NOR	5176	-438	10.84 (+0.1) 897(17)	7.62 (+0.4) 965(6)	13.22 681(20)	2.02 822(6)	48.27 896(9)	14.47 (+0.1) 915(10)				
							1862(10)	2543(15)	3365(14)	4261(13)	5176(13)				
14	2712	Rik TAAM	NED	5052	-562	10.64 (+0.1) 942(9)	7.11 (+0.4) 840(18)	14.89 783(11)	1.84 661(21)	47.12 952(4)	14.80 (+0.2) 874(15)				
							1782(16)	2565(14)	3226(17)	4178(14)	5052(14)				
15	2041	Daniel GOLUBOVIC	AUS	4983	-631	11.10 (-0.1) 838(22)	7.09 (-0.2) 835(20)	15.14 798(8)	1.93 740(16)	49.87 821(16)	14.18 (+0.1) 951(6)				
							1673(22)	2471(17)	3211(18)	4032(15)	4983(15)				
16	2116	Jose Fernando FERREIRA SANTA	BRA	4937	-677	10.77 (+0.1) 912(13)	6.92 (-0.2) 795(24)	12.90 661(21)	1.93 740(16)	49.31 847(15)	13.94 (+0.1) 982(4)				
							1707(19)	2368(21)	3108(20)	3955(16)	4937(16)				

DECATHLON SUMMARY AFTER 6 EVENTS

BIB 2378 AND BIB 3046 DNS AMENDED

25-26 August 2023



PLACE	BIB	NAME	COUNTRY	POINTS	POINTS BEHIND LEADER	100 Metres	Long Jump	Shot Put	High Jump	400 Metres	110 Metres Hurdles	Discus Throw	Pole Vault	Javelin Throw	1500 Metres
17	2579	Yuma MARUYAMA	JPN	4887	-727	10.90 (+0.1) 883(19)	7.00 (0.0) 814(21)	13.40 692(18)	1.96 767(14)	50.75 780(17)	14.18 (+0.1) 951(6)				
						1697(20)	2389(20)	3156(19)	3936(17)	4887(17)					
18	2899	Marcus NILSSON	SWE	4674	-940	11.43 (-0.1) 767(24)	7.00 (+0.1) 814(22)	14.49 758(14)	1.93 740(19)	51.36 753(18)	15.06 (+0.2) 842(18)				
						1581(24)	2339(22)	3079(21)	3832(18)	4674(18)					
	2039	Cedric DUBLER	AUS	DNF		10.82 (+0.1) 901(15)	7.40 (+1.1) 910(14)	12.68 648(22)	1.99 794(11)	DNS					
						1811(14)	2459(18)	3253(16)							
	2378	Niklas KAUL	GER	DNF		11.20 (-0.1) 817(23)	7.16 (0.0) 852(16)	14.85 780(12)	2.02 822(6)	DNS					
						1669(23)	2449(19)	3271(15)							
	3046	Zachery ZIEMEK	USA	DNF		10.58 (+0.1) 956(5)	7.62 (+0.2) 965(7)	15.39 814(5)	1.99 794(11)	DNS					
						1921(5)	2735(5)	3529(7)							
	2051	Ashley MOLONEY	AUS	DNF		10.60 (-0.3) 952(8)	6.98 (-0.1) 809(23)	14.08 733(17)	DNS						
						1761(18)	2494(16)								
	2005	Larbi BOURRADA	ALG	DNF		11.01 (-0.1) 858(21)	7.09 (-0.1) 835(19)	12.44 633(23)	DNS						
						1693(21)	2326(23)								
	2317	Kevin MAYER	FRA	DNF		10.79 (-0.1) 908(14)	7.25 (-0.1) 874(15)	DNS							
						1782(16)									

SUMMARY



Discus Throw Men - Decathlon

RECORDS	RESULT	NAME	COUNTRY	AGE	VENUE	DATE
World Decathlon Best WDB	55.87	Bryan CLAY	USA	25	Carson, CA (USA)	24 Jun 2005
Champ. Decathlon Best CDB	54.97	Lindon VICTOR	GRN	30	Budapest	26 Aug 2023
Area Record AR		National Record NR		Personal Best PB		Season Best SB

26 August 2023

RANK	PLACE	GROUP	BIB	NAME	COUNTRY	DATE of BIRTH	RESULT		POINTS	TOTAL
1	1	B	2415	Lindon VICTOR	GRN	28 Feb 93	54.97	CDB	974	6365
2	1	A	2148	Pierce LEPAGE	CAN	22 Jan 96	50.98		891	6505
3	2	B	2264	Karel TILGA	EST	5 Feb 98	50.57		882	6190
4	2	A	2738	Markus Rooth	NOR	22 Dec 01	48.78	SB	845	6021
5	3	A	2041	Daniel GOLUBOVIC	AUS	29 Nov 93	48.47	SB	839	5822
6	4	A	2384	Leo NEUGEBAUER	GER	19 Jun 00	47.63		821	6341
7	3	B	2156	Damian WARNER	CAN	4 Nov 89	45.82		784	6380
8	4	B	2260	Johannes ERM	EST	26 Mar 98	45.09		769	6061
9	5	A	2899	Marcus NILSSON	SWE	3 May 91	45.04		768	5442
10	5	B	2807	Ayden OWENS-DELERME	PUR	28 May 00	44.17		750	6148
11	6	A	3039	Harrison WILLIAMS	USA	7 Mar 96	43.39		734	6046
12	7	A	2988	Kyle GARLAND	USA	28 May 00	43.07		727	6093
13	8	A	2712	Rik TAAM	NED	17 Jan 97	43.04		727	5779
14	6	B	2116	Jose Fernando FERREIRA SANTANA	BRA	27 Mar 99	42.60		718	5655
15	7	B	2579	Yuma MARUYAMA	JPN	3 Jun 98	41.56	SB	696	5583
16	8	B	2369	Manuel EITEL	GER	28 Jan 97	41.30		691	5912
17	9	A	2263	Janek ÕIGLANE	EST	25 Apr 94	40.85	SB	682	5899
18	10	A	2739	Sander SKOTHEIM	NOR	31 May 02	39.07		646	5876

RESULTS



Discus Throw Men - Decathlon

RECORDS	RESULT	NAME	COUNTRY	AGE	VENUE	DATE
World Decathlon Best WDB	55.87	Bryan CLAY	USA	25	Carson, CA (USA)	24 Jun 2005
Champ. Decathlon Best CDB	54.97	Lindon VICTOR	GRN	30	Budapest	26 Aug 2023
Area Record AR		National Record NR		Personal Best PB		Season Best SB

Group A

26 August 2023 11:02 START TIME 31° C 51 %
TEMPERATURE HUMIDITY
11:31 END TIME 32° C 48 %

PLACE	BIB	NAME	COUNTRY	DATE of BIRTH	ORDER	RESULT	1	2	3	POINTS	TOTAL
1	2148	Pierce LEPAGE	CAN	22 Jan 96	10	50.98	50.98	X	47.23	891	6505
2	2738	Markus Rooth	NOR	22 Dec 01	5	48.78 SB	48.78	44.06	44.47	845	6021
3	2041	Daniel GOLUBOVIC	AUS	29 Nov 93	6	48.47 SB	47.97	48.47	47.87	839	5822
4	2384	Leo NEUGEBAUER	GER	19 Jun 00	4	47.63	45.26	X	47.63	821	6341
5	2899	Marcus NILSSON	SWE	3 May 91	8	45.04	42.87	45.03	45.04	768	5442
6	3039	Harrison WILLIAMS	USA	7 Mar 96	3	43.39	43.07	X	43.39	734	6046
7	2988	Kyle GARLAND	USA	28 May 00	7	43.07	42.37	43.07	X	727	6093
8	2712	Rik TAAM	NED	17 Jan 97	1	43.04	42.77	41.40	43.04	727	5779
9	2263	Janek ÕIGLANE	EST	25 Apr 94	2	40.85 SB	40.85	39.27	40.48	682	5899
10	2739	Sander SKOTHEIM	NOR	31 May 02	9	39.07	38.99	32.18	39.07	646	5876

Group B

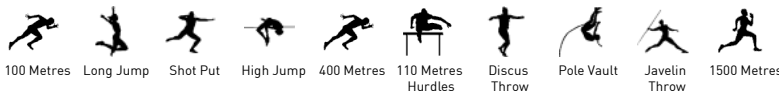
26 August 2023 11:57 START TIME 32° C 47 %
TEMPERATURE HUMIDITY
12:30 END TIME 34° C 45 %

PLACE	BIB	NAME	COUNTRY	DATE of BIRTH	ORDER	RESULT	1	2	3	POINTS	TOTAL
1	2415	Lindon VICTOR	GRN	28 Feb 93	6	54.97 CDB	51.48	54.64	54.97	974	6365
2	2264	Karel TILGA	EST	5 Feb 98	5	50.57	50.57	50.44	47.98	882	6190
3	2156	Damian WARNER	CAN	4 Nov 89	7	45.82	45.20	45.82	45.01	784	6380
4	2260	Johannes ERM	EST	26 Mar 98	3	45.09	45.09	44.44	43.82	769	6061
5	2807	Ayden OWENS-DELERME	PUR	28 May 00	4	44.17	40.61	44.17	X	750	6148
6	2116	Jose Fernando FERREIRA SAN	BRA	27 Mar 99	8	42.60	41.93	41.56	42.60	718	5655
7	2579	Yuma MARUYAMA	JPN	3 Jun 98	1	41.56 SB	40.05	41.56	40.67	696	5583
8	2369	Manuel EITEL	GER	28 Jan 97	2	41.30	36.86	X	41.30	691	5912

DECATHLON SUMMARY AFTER 7 EVENTS

RECORDS	RESULT	NAME	COUNTRY	AGE	VENUE	DATE
World Record WR	9126	Kevin MAYER	FRA	26	Talence (FRA)	16 Sep 2018
Championships Record CR	9045	Ashton EATON	USA	27	Beijing (CHN)	29 Aug 2015
World Leading WL	8836	Leo NEUGEBAUER	GER	23	Austin, TX (USA)	8 Jun 2023


25-26 August 2023



PLACE	BIB	NAME	COUNTRY	POINTS	POINTS BEHIND LEADER	100 Metres	Long Jump	Shot Put	High Jump	400 Metres	110 Metres Hurdles	Discus Throw	Pole Vault	Javelin Throw	1500 Metres
1	2148	Pierce LEPAGE	CAN	6505		10.45 (-0.3) 987(4)	7.59 (+0.2) 957(8)	15.81 840(3)	2.08 878(3)	47.21 948(5)	13.77 (+0.2) 1004(2)	50.98 891(2)			
							1944(4)	2784(3)	3662(2)	4610(2)	5614(1)	6505(1)			
2	2156	Damian WARNER	CAN	6380	-125	10.32 (-0.3) 1018(1)	7.77 (-0.9) 1002(3)	15.03 792(10)	2.05 850(5)	47.86 916(6)	13.67 (+0.2) 1018(1)	45.82 784(7)			
							2020(1)	2812(2)	3662(2)	4578(3)	5596(2)	6380(2)			
3	2415	Lindon VICTOR	GRN	6365	-140	10.60 (+0.1) 952(7)	7.55 (+1.0) 947(10)	15.94 848(2)	2.02 822(9)	48.05 907(8)	14.47 (+0.2) 915(11)	54.97 974(1)			
							1899(7)	2747(4)	3569(4)	4476(4)	5391(5)	6365(3)			
4	2384	Leo NEUGEBAUER	GER	6341	-164	10.69 (-0.3) 931(10)	8.00 (-0.1) 1061(1)	17.04 916(1)	2.02 822(10)	47.99 910(7)	14.75 (+0.1) 880(14)	47.63 821(6)			
							1992(2)	2908(1)	3730(1)	4640(1)	5520(3)	6341(4)			
5	2264	Karel TILGA	EST	6190	-315	10.84 (-0.1) 897(16)	7.58 (+0.4) 955(9)	15.75 836(4)	2.05 850(4)	48.58 881(13)	14.68 (+0.2) 889(13)	50.57 882(3)			
							1852(11)	2688(8)	3538(5)	4419(7)	5308(8)	6190(5)			
6	2807	Ayden OWENS-DELERME	PUR	6148	-357	10.43 (-0.3) 992(2)	7.72 (+0.2) 990(5)	14.30 747(16)	1.90 714(20)	46.44 986(1)	14.04 (+0.2) 969(5)	44.17 750(10)			
							1982(3)	2729(7)	3443(10)	4429(6)	5398(4)	6148(6)			
7	2988	Kyle GARLAND	USA	6093	-412	10.59 (-0.3) 954(6)	7.54 (+0.3) 945(11)	14.44 755(15)	2.08 878(2)	49.24 850(14)	13.93 (+0.2) 984(3)	43.07 727(12)			
							1899(7)	2654(10)	3532(6)	4382(8)	5366(6)	6093(7)			
8	2260	Johannes ERM	EST	6061	-444	10.69 (-0.1) 931(11)	7.72 (+0.2) 990(4)	15.38 813(6)	1.93 740(15)	47.05 956(3)	14.90 (+0.2) 862(16)	45.09 769(8)			
							1921(5)	2734(6)	3474(9)	4430(5)	5292(9)	6061(8)			
9	3039	Harrison WILLIAMS	USA	6046	-459	10.74 (-0.3) 919(12)	7.49 (+0.4) 932(12)	15.28 807(7)	1.93 740(18)	46.52 982(2)	14.33 (+0.2) 932(8)	43.39 734(11)			
							1851(12)	2658(9)	3398(13)	4380(9)	5312(7)	6046(9)			
10	2738	Markus Rooth	NOR	6021	-484	10.84 (+0.1) 897(17)	7.62 (+0.4) 965(6)	13.22 681(20)	2.02 822(6)	48.27 896(9)	14.47 (+0.1) 915(10)	48.78 845(4)			
							1862(10)	2543(15)	3365(14)	4261(13)	5176(13)	6021(10)			
11	2369	Manuel EITEL	GER	5912	-593	10.44 (-0.3) 989(3)	7.14 (-0.1) 847(17)	14.85 780(13)	1.99 794(13)	48.47 886(11)	14.39 (+0.1) 925(9)	41.30 691(16)			
							1836(13)	2616(11)	3410(12)	4296(12)	5221(11)	5912(11)			
12	2263	Janek ÕIGLANE	EST	5899	-606	10.94 (-0.1) 874(20)	7.47 (+0.3) 927(13)	15.08 795(9)	2.02 822(8)	48.41 889(10)	14.51 (+0.2) 910(12)	40.85 682(17)			
							1801(15)	2596(12)	3418(11)	4307(11)	5217(12)	5899(12)			
13	2739	Sander SKOTHEIM	NOR	5876	-629	10.89 (+0.1) 885(18)	7.80 (+1.4) 1010(2)	13.35 689(19)	2.11 906(1)	48.48 886(12)	14.96 (+0.2) 854(17)	39.07 646(18)			
							1895(9)	2584(13)	3490(8)	4376(10)	5230(10)	5876(13)			
14	2041	Daniel GOLUBOVIC	AUS	5822	-683	11.10 (-0.1) 838(22)	7.09 (-0.2) 835(20)	15.14 798(8)	1.93 740(16)	49.87 821(16)	14.18 (+0.1) 951(6)	48.47 839(5)			
							1673(22)	2471(17)	3211(18)	4032(15)	4983(15)	5822(14)			
15	2712	Rik TAAM	NED	5779	-726	10.64 (+0.1) 942(9)	7.11 (+0.4) 840(18)	14.89 783(11)	1.84 661(21)	47.12 952(4)	14.80 (+0.2) 874(15)	43.04 727(13)			
							1782(16)	2565(14)	3226(17)	4178(14)	5052(14)	5779(15)			
16	2116	Jose Fernando FERREIRA SANTA	BRA	5655	-850	10.77 (+0.1) 912(13)	6.92 (-0.2) 795(24)	12.90 661(21)	1.93 740(16)	49.31 847(15)	13.94 (+0.1) 982(4)	42.60 718(14)			
							1707(19)	2368(21)	3108(20)	3955(16)	4937(16)	5655(16)			
17	2579	Yuma MARUYAMA	JPN	5583	-922	10.90 (+0.1) 883(19)	7.00 (0.0) 814(21)	13.40 692(18)	1.96 767(14)	50.75 780(17)	14.18 (+0.1) 951(6)	41.56 696(15)			
							1697(20)	2389(20)	3156(19)	3936(17)	4887(17)	5583(17)			

DECATHLON SUMMARY AFTER 7 EVENTS

25-26 August 2023



PLACE	BIB	NAME	COUNTRY	POINTS	POINTS BEHIND LEADER	100 Metres	Long Jump	Shot Put	High Jump	400 Metres	110 Metres Hurdles	Discus Throw	Pole Vault	Javelin Throw	1500 Metres
18	2899	Marcus NILSSON	SWE	5442	-1063	11.43 (-0.1) 767(24)	7.00 (+0.1) 814(22)	14.49 758(14)	1.93 740(19)	51.36 753(18)	15.06 (+0.2) 842(18)	45.04 768(9)			
							1581 (24)	2339 (22)	3079 (21)	3832 (18)	4674 (18)	5442 (18)			
	2039	Cedric DUBLER	AUS	DNF		10.82 (+0.1) 901(15)	7.40 (+1.1) 910(14)	12.68 648(22)	1.99 794(11)	DNS					
							1811 (14)	2459 (18)	3253 (16)						
	2378	Niklas KAUL	GER	DNF		11.20 (-0.1) 817(23)	7.16 (0.0) 852(16)	14.85 780(12)	2.02 822(6)	DNS					
							1669 (23)	2449 (19)	3271 (15)						
	3046	Zachery ZIEMEK	USA	DNF		10.58 (+0.1) 956(5)	7.62 (+0.2) 965(7)	15.39 814(5)	1.99 794(11)	DNS					
							1921 (5)	2735 (5)	3529 (7)						
	2051	Ashley MOLONEY	AUS	DNF		10.60 (-0.3) 952(8)	6.98 (-0.1) 809(23)	14.08 733(17)	DNS						
							1761 (18)	2494 (16)							
	2005	Larbi BOURRADA	ALG	DNF		11.01 (-0.1) 858(21)	7.09 (-0.1) 835(19)	12.44 633(23)	DNS						
							1693 (21)	2326 (23)							
	2317	Kevin MAYER	FRA	DNF		10.79 (-0.1) 908(14)	7.25 (-0.1) 874(15)	DNS							
							1782 (16)								

SUMMARY



Pole Vault Men - Decathlon

RECORDS	RESULT	NAME	COUNTRY	AGE	VENUE	DATE
World Decathlon Best WDB	5.76	Tim LOBINGER	GER	27	Leverkusen (GER)	16 Sep 1999
Champ. Decathlon Best CDB	5.50	Sébastien LEVICQ	FRA	28	Sevilla (ESP)	25 Aug 1999
Area Record AR		National Record NR		Personal Best PB		Season Best SB

26 August 2023

RANK	PLACE	GROUP	BIB	NAME	COUNTRY	DATE of BIRTH	RESULT	POINTS	TOTAL
1	1	A	3039	Harrison WILLIAMS	USA	7 Mar 96	5.30	1004	7050
2	2	A	2148	Pierce LEPAGE	CAN	22 Jan 96	5.20 SB	972	7477
3	3	A	2263	Janek ÖIGLANE	EST	25 Apr 94	5.10 SB	941	6840
4	4	A	2738	Markus Rooth	NOR	22 Dec 01	5.10 PB	941	6962
5	5	A	2384	Leo NEUGEBAUER	GER	19 Jun 00	5.10	941	7282
6	1	B	2260	Johannes ERM	EST	26 Mar 98	4.90	880	6941
7	2	B	2156	Damian WARNER	CAN	4 Nov 89	4.90 PB	880	7260
8	6	A	2739	Sander SKOTHEIM	NOR	31 May 02	4.80	849	6725
9	7	A	2041	Daniel GOLUBOVIC	AUS	29 Nov 93	4.80	849	6671
10	3	B	2264	Karel TILGA	EST	5 Feb 98	4.80 SB	849	7039
11	4	B	2415	Lindon VICTOR	GRN	28 Feb 93	4.80 SB	849	7214
12	5	B	2116	Jose Fernando FERREIRA SANTANA	BRA	27 Mar 99	4.80	849	6504
13	6	B	2369	Manuel EITEL	GER	28 Jan 97	4.70	819	6731
14	8	A	2712	Rik TAAM	NED	17 Jan 97	4.70	819	6598
15	7	B	2579	Yuma MARUYAMA	JPN	3 Jun 98	4.60	790	6373
		B	2807	Ayden OWENS-DELERME	PUR	28 May 00	NM	0	6148
		A	2988	Kyle GARLAND	USA	28 May 00	NM	0	6093
		A	2899	Marcus NILSSON	SWE	3 May 91	NM	0	5442

RESULTS



Pole Vault Men - Decathlon

RECORDS	RESULT	NAME	COUNTRY	AGE	VENUE	DATE
World Decathlon Best WDB	5.76	Tim LOBINGER	GER	27	Leverkusen (GER)	16 Sep 1999
Champ. Decathlon Best CDB	5.50	Sébastien LEVICQ	FRA	28	Sevilla (ESP)	25 Aug 1999
Area Record AR		National Record NR		Personal Best PB		Season Best SB

Group A

26 August 2023 12:48 START TIME 34° C TEMPERATURE 43 % HUMIDITY
14:31 END TIME 35° C 38 %

PLACE	BIB	NAME	COUNTRY	DATE of BIRTH	ORDER	RESULT	4.50	4.60	4.70	4.80	4.90	5.00	5.10	5.20	5.30	5.40	POINTS	TOTAL
1	3039	Harrison WILLIAMS	USA	7 Mar 96	10	5.30	-	-	-	-	0	-	0	0	XX0	XXX	1004	7050
2	2148	Pierce LEPAGE	CAN	22 Jan 96	2	5.20 SB	-	-	-	0	-	0	0	0	XXX		972	7477
3	2263	Janek ÕIGLANE	EST	25 Apr 94	7	5.10 SB	-	-	0	-	0	0	0	XXX			941	6840
4	2738	Markus Rooth	NOR	22 Dec 01	4	5.10 PB	-	-	-	0	0	XX0	0	XXX			941	6962
5	2384	Leo NEUGEBAUER	GER	19 Jun 00	6	5.10	-	0	X0	0	0	X0	X0	XXX			941	7282
6	2739	Sander SKOTHEIM	NOR	31 May 02	9	4.80	-	-	-	0	-	XXX					849	6725
7	2041	Daniel GOLUBOVIC	AUS	29 Nov 93	1	4.80	0	0	X0	0	XXX						849	6671
8	2712	Rik TAAM	NED	17 Jan 97	5	4.70	-	-	X0	XXX							819	6598
	2899	Marcus NILSSON	SWE	3 May 91	8	NM	-	-	-	XXX							0	5442
	2988	Kyle GARLAND	USA	28 May 00	3	NM	XXX										0	6093

Group B

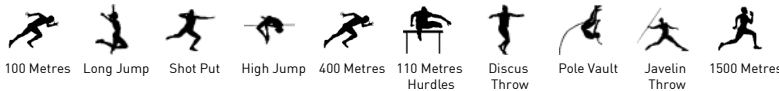
26 August 2023 13:34 START TIME 35° C TEMPERATURE 40 % HUMIDITY
15:15 END TIME 36° C 36 %

PLACE	BIB	NAME	COUNTRY	DATE of BIRTH	ORDER	RESULT	4.00	4.10	4.20	4.30	4.40	4.50	4.60	4.70	4.80	4.90	5.00	POINTS	TOTAL
1	2260	Johannes ERM	EST	26 Mar 98	1	4.90	-	-	-	-	-	0	-	0	X0	X0	XXX	880	6941
2	2156	Damian WARNER	CAN	4 Nov 89	8	4.90 PB	-	-	-	-	-	0	XX0	0	0	X0	XXX	880	7260
3	2264	Karel TILGA	EST	5 Feb 98	5	4.80 SB	-	-	-	-	-	0	0	0	X0	XXX		849	7039
4	2415	Lindon VICTOR	GRN	28 Feb 93	7	4.80 SB	-	-	-	-	0	0	X0	0	X0	XXX		849	7214
5	2116	Jose Fernando FERREIRA SANTA	BRA	27 Mar 99	2	4.80	-	-	-	-	-	0	0	X0	XX0	XXX		849	6504
6	2369	Manuel EITEL	GER	28 Jan 97	4	4.70	-	-	-	-	-	-	0	0	XXX			819	6731
7	2579	Yuma MARUYAMA	JPN	3 Jun 98	3	4.60	-	-	-	-	0	0	0	XXX			790	6373	
	2807	Ayden OWENS-DELERME	PUR	28 May 00	6	NM	-	-	-	-	XXX							0	6148

DECATHLON SUMMARY AFTER 8 EVENTS

RECORDS	RESULT	NAME	COUNTRY	AGE	VENUE	DATE
World Record WR	9126	Kevin MAYER	FRA	26	Talence (FRA)	16 Sep 2018
Championships Record CR	9045	Ashton EATON	USA	27	Beijing (CHN)	29 Aug 2015
World Leading WL	8836	Leo NEUGEBAUER	GER	23	Austin, TX (USA)	8 Jun 2023

25-26 August 2023



PLACE	BIB	NAME	COUNTRY	POINTS	POINTS BEHIND LEADER	100 Metres	Long Jump	Shot Put	High Jump	400 Metres	110 Metres Hurdles	Discus Throw	Pole Vault	Javelin Throw	1500 Metres
1	2148	Pierce LEPAGE	CAN	7477		10.45 (-0.3) 987(4)	7.59 (+0.2) 957(8)	15.81 840(3)	2.08 878(3)	47.21 948(5)	13.77 (+0.2) 1004(2)	50.98 891(2)	5.20 972(2)		
2	2384	Leo NEUGEBAUER	GER	7282	-195	10.69 (-0.3) 931(10)	8.00 (-0.1) 1061(1)	17.04 916(1)	2.02 822(10)	47.99 910(7)	14.75 (+0.1) 880(14)	47.63 821(6)	5.10 941(5)		
3	2156	Damian WARNER	CAN	7260	-217	10.32 (-0.3) 1018(1)	7.77 (-0.9) 1002(3)	15.03 792(10)	2.05 850(5)	47.86 916(6)	13.67 (+0.2) 1018(1)	45.82 784(7)	4.90 880(7)		
4	2415	Lindon VICTOR	GRN	7214	-263	10.60 (+0.1) 952(7)	7.55 (+1.0) 947(10)	15.94 848(2)	2.02 822(9)	48.05 907(8)	14.47 (+0.2) 915(11)	54.97 974(1)	4.80 849(11)		
5	3039	Harrison WILLIAMS	USA	7050	-427	10.74 (-0.3) 919(12)	7.49 (+0.4) 932(12)	15.28 807(7)	1.93 740(18)	46.52 982(2)	14.33 (+0.2) 932(8)	43.39 734(11)	5.30 1004(1)		
6	2264	Karel TILGA	EST	7039	-438	10.84 (-0.1) 897(16)	7.58 (+0.4) 955(9)	15.75 836(4)	2.05 850(4)	48.58 881(13)	14.68 (+0.2) 889(13)	50.57 882(3)	4.80 849(10)		
7	2738	Markus Rooth	NOR	6962	-515	10.84 (+0.1) 897(17)	7.62 (+0.4) 965(6)	13.22 681(20)	2.02 822(6)	48.27 896(9)	14.47 (+0.1) 915(10)	48.78 845(4)	5.10 941(4)		
8	2260	Johannes ERM	EST	6941	-536	10.69 (-0.1) 931(11)	7.72 (+0.2) 990(4)	15.38 813(6)	1.93 740(15)	47.05 956(3)	14.90 (+0.2) 862(16)	45.09 769(8)	4.90 880(6)		
9	2263	Janek ÕIGLANE	EST	6840	-637	10.94 (-0.1) 874(20)	7.47 (+0.3) 927(13)	15.08 795(9)	2.02 822(8)	48.41 889(10)	14.51 (+0.2) 910(12)	40.85 682(17)	5.10 941(3)		
10	2369	Manuel EITEL	GER	6731	-746	10.44 (-0.3) 989(3)	7.14 (-0.1) 847(17)	14.85 780(13)	1.99 794(13)	48.47 886(11)	14.39 (+0.1) 925(9)	41.30 691(16)	4.70 819(13)		
11	2739	Sander SKOTHEIM	NOR	6725	-752	10.89 (+0.1) 885(18)	7.80 (+1.4) 1010(2)	13.35 689(19)	2.11 906(1)	48.48 886(12)	14.96 (+0.2) 854(17)	39.07 646(18)	4.80 849(8)		
12	2041	Daniel GOLUBOVIC	AUS	6671	-806	11.10 (-0.1) 838(22)	7.09 (-0.2) 835(20)	15.14 798(8)	1.93 740(16)	49.87 821(16)	14.18 (+0.1) 951(6)	48.47 839(5)	4.80 849(9)		
13	2712	Rik TAAM	NED	6598	-879	10.64 (+0.1) 942(9)	7.11 (+0.4) 840(18)	14.89 783(11)	1.84 661(21)	47.12 952(4)	14.80 (+0.2) 874(15)	43.04 727(13)	4.70 819(14)		
14	2116	Jose Fernando FERREIRA SANTA	BRA	6504	-973	10.77 (+0.1) 912(13)	6.92 (-0.2) 795(24)	12.90 661(21)	1.93 740(16)	49.31 847(15)	13.94 (+0.1) 982(4)	42.60 718(14)	4.80 849(12)		
15	2579	Yuma MARUYAMA	JPN	6373	-1104	10.90 (+0.1) 883(19)	7.00 (0) 814(21)	13.40 692(18)	1.96 767(14)	50.75 780(17)	14.18 (+0.1) 951(6)	41.56 696(15)	4.60 790(15)		
16	2807	Ayden OWENS-DELERME	PUR	6148	-1329	10.43 (-0.3) 992(2)	7.72 (+0.2) 990(5)	14.30 747(16)	1.90 714(20)	46.44 986(1)	14.04 (+0.2) 969(5)	44.17 750(10)	NM 0		
17	2988	Kyle GARLAND	USA	6093	-1384	10.59 (-0.3) 954(6)	7.54 (+0.3) 945(11)	14.44 755(15)	2.08 878(2)	49.24 850(14)	13.93 (+0.2) 984(3)	43.07 727(12)	NM 0		

Timing by SEIKO

AT-DEC-M-8--0--RS2..v1

Issued at 15:16 on Saturday, 26 August 2023

WORLD ATHLETICS PARTNERS



DECATHLON SUMMARY AFTER 8 EVENTS

25-26 August 2023



PLACE	BIB	NAME	COUNTRY	POINTS	POINTS BEHIND LEADER	100 Metres	Long Jump	Shot Put	High Jump	400 Metres	110 Metres Hurdles	Discus Throw	Pole Vault	Javelin Throw	1500 Metres
18	2899	Marcus NILSSON	SWE	5442	-2035	11.43 (-0.1) 767(24)	7.00 (+0.1) 814(22)	14.49 758(14)	1.93 740(19)	51.36 753(18)	15.06 (+0.2) 842(18)	45.04 768(9)	NM 0		
							1581 (24)	2339 (22)	3079 (21)	3832 (18)	4674 (18)	5442 (18)			
	2039	Cedric DUBLER	AUS	DNF		10.82 (+0.1) 901(15)	7.40 (+1.1) 910(14)	12.68 648(22)	1.99 794(11)	DNS					
							1811 (14)	2459 (18)	3253 (16)						
	2378	Niklas KAUL	GER	DNF		11.20 (-0.1) 817(23)	7.16 (0.0) 852(16)	14.85 780(12)	2.02 822(6)	DNS					
							1669 (23)	2449 (19)	3271 (15)						
	3046	Zachery ZIEMEK	USA	DNF		10.58 (+0.1) 956(5)	7.62 (+0.2) 965(7)	15.39 814(5)	1.99 794(11)	DNS					
							1921 (5)	2735 (5)	3529 (7)						
	2051	Ashley MOLONEY	AUS	DNF		10.60 (-0.3) 952(8)	6.98 (-0.1) 809(23)	14.08 733(17)	DNS						
							1761 (18)	2494 (16)							
	2005	Larbi BOURRADA	ALG	DNF		11.01 (-0.1) 858(21)	7.09 (-0.1) 835(19)	12.44 633(23)	DNS						
							1693 (21)	2326 (23)							
	2317	Kevin MAYER	FRA	DNF		10.79 (-0.1) 908(14)	7.25 (-0.1) 874(15)	DNS							
							1782 (16)								

SUMMARY



Javelin Throw Men - Decathlon

RECORDS	RESULT	NAME	COUNTRY	AGE	VENUE	DATE
World Decathlon Best WDB	79.80	Peter BLANK	GER	30	Emmelshausen (GER)	19 Jul 1992
Champ. Decathlon Best CDB	79.05	Niklas KAUL	GER	21	Doha (QAT)	3 Oct 2019
Area Record AR		National Record NR		Personal Best PB		Season Best SB

26 August 2023

RANK	PLACE	GROUP	BIB	NAME	COUNTRY	DATE of BIRTH	RESULT		POINTS	TOTAL
1	1	A	2263	Janek ÕIGLANE	EST	25 Apr 94	70.45	SB	896	7736
2	2	A	2116	Jose Fernando FERREIRA SANTANA	BRA	27 Mar 99	69.19		877	7381
3	1	B	2415	Lindon VICTOR	GRN	28 Feb 93	68.05	SB	860	8074
4	2	B	2264	Karel TILGA	EST	5 Feb 98	66.42	SB	835	7874
5	3	B	2738	Markus Rooth	NOR	22 Dec 01	64.84		811	7773
6	4	B	2156	Damian WARNER	CAN	4 Nov 89	63.09	SB	784	8044
7	5	B	2148	Pierce LEPAGE	CAN	22 Jan 96	60.90		751	8228
8	6	B	2260	Johannes ERM	EST	26 Mar 98	60.56	PB	746	7687
9	3	A	2579	Yuma MARUYAMA	JPN	3 Jun 98	60.14	SB	740	7113
10	4	A	2369	Manuel EITEL	GER	28 Jan 97	60.12		740	7471
11	5	A	2739	Sander SKOTHEIM	NOR	31 May 02	59.05		724	7449
12	6	A	2041	Daniel GOLUBOVIC	AUS	29 Nov 93	58.95	SB	722	7393
13	7	A	2712	Rik TAAM	NED	17 Jan 97	57.96		707	7305
14	7	B	2384	Leo NEUGEBAUER	GER	19 Jun 00	57.95	PB	707	7989
15	8	B	3039	Harrison WILLIAMS	USA	7 Mar 96	54.60		657	7707
		A	2807	Ayden OWENS-DELERME	PUR	28 May 00	DNS			0
		A	2899	Marcus NILSSON	SWE	3 May 91	DNS			0

RESULTS



Javelin Throw Men - Decathlon

RECORDS	RESULT	NAME	COUNTRY	AGE	VENUE	DATE
World Decathlon Best WDB	79.80	Peter BLANK	GER	30	Emmelshausen (GER)	19 Jul 1992
Champ. Decathlon Best CDB	79.05	Niklas KAUL	GER	21	Doha (QAT)	3 Oct 2019
Area Record AR	National Record NR	Personal Best PB	Season Best SB			

Group A

26 August 2023 19:07 START TIME 35° C 39 %
TEMPERATURE HUMIDITY
19:28 END TIME 35° C 39 %

PLACE	BIB	NAME	COUNTRY	DATE of BIRTH	ORDER	RESULT	1	2	3	POINTS	TOTAL
1	2263	Janek ÕIGLANE	EST	25 Apr 94	3	70.45 SB	70.45	66.71	69.86	896	7736
2	2116	Jose Fernando FERREIRA SAN	BRA	27 Mar 99	4	69.19	69.19	63.54	65.60	877	7381
3	2579	Yuma MARUYAMA	JPN	3 Jun 98	2	60.14 SB	55.16	60.14	55.48	740	7113
4	2369	Manuel EITEL	GER	28 Jan 97	7	60.12	59.44	60.12	X	740	7471
5	2739	Sander SKOTHEIM	NOR	31 May 02	6	59.05	54.67	55.35	59.05	724	7449
6	2041	Daniel GOLUBOVIC	AUS	29 Nov 93	1	58.95 SB	58.95	57.34	57.10	722	7393
7	2712	Rik TAAM	NED	17 Jan 97	5	57.96	53.77	53.86	57.96	707	7305
	2807	Ayden OWENS-DELERME	PUR	28 May 00	8	DNS					0
	2899	Marcus NILSSON	SWE	3 May 91	9	DNS					0

Group B

26 August 2023 20:13 START TIME 31° C 48 %
TEMPERATURE HUMIDITY
20:38 END TIME 30° C 52 %

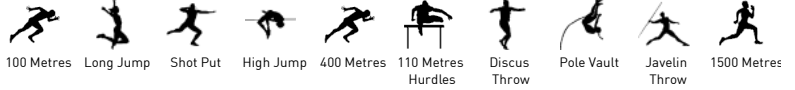
PLACE	BIB	NAME	COUNTRY	DATE of BIRTH	ORDER	RESULT	1	2	3	POINTS	TOTAL
1	2415	Lindon VICTOR	GRN	28 Feb 93	6	68.05 SB	61.50	66.16	68.05	860	8074
2	2264	Karel TILGA	EST	5 Feb 98	4	66.42 SB	66.00	X	66.42	835	7874
3	2738	Markus ROTH	NOR	22 Dec 01	7	64.84	64.84	60.02	60.05	811	7773
4	2156	Damian WARNER	CAN	4 Nov 89	3	63.09 SB	61.15	63.09	55.81	784	8044
5	2148	Pierce LEPAGE	CAN	22 Jan 96	5	60.90	58.12	55.58	60.90	751	8228
6	2260	Johannes ERM	EST	26 Mar 98	1	60.56 PB	60.56	57.45	55.83	746	7687
7	2384	Leo NEUGEBAUER	GER	19 Jun 00	2	57.95 PB	57.95	54.98	53.83	707	7989
8	3039	Harrison WILLIAMS	USA	7 Mar 96	8	54.60	48.03	54.60	50.82	657	7707

DECATHLON SUMMARY AFTER 9 EVENTS

BIB 2988 AND BIB 2899 STATUS AMENDED

RECORDS	RESULT	NAME	COUNTRY	AGE	VENUE	DATE
World Record WR	9126	Kevin MAYER	FRA	26	Talence (FRA)	16 Sep 2018
Championships Record CR	9045	Ashton EATON	USA	27	Beijing (CHN)	29 Aug 2015
World Leading WL	8836	Leo NEUGEBAUER	GER	23	Austin, TX (USA)	8 Jun 2023

25-26 August 2023



PLACE	BIB	NAME	COUNTRY	POINTS	POINTS BEHIND LEADER	100 Metres	Long Jump	Shot Put	High Jump	400 Metres	110 Metres Hurdles	Discus Throw	Pole Vault	Javelin Throw	1500 Metres
1	2148	Pierce LEPAGE	CAN	8228		10.45 (-0.3) 987(4)	7.59 (+0.2) 957(8) 1944(4)	15.81 840(3) 2784(3)	2.08 878(3) 3662(2)	47.21 948(5) 4610(2)	13.77 (+0.2) 1004(2) 5614(1)	50.98 891(2) 6505(1)	5.20 972(2) 7477(1)	60.90 751(7) 8228(1)	
2	2415	Lindon VICTOR	GRN	8074	-154	10.60 (+0.1) 952(7)	7.55 (+1.0) 947(10) 1899(7)	15.94 848(2) 2747(4)	2.02 822(9) 3569(4)	48.05 907(8) 4476(4)	14.47 (+0.2) 915(11) 5391(5)	54.97 974(1) 6365(3)	4.80 849(11) 7214(4)	68.05 860(3) 8074(2)	
3	2156	Damian WARNER	CAN	8044	-184	10.32 (-0.3) 1018(1)	7.77 (-0.9) 1002(3) 2020(1)	15.03 792(10) 2812(2)	2.05 850(5) 3662(2)	47.86 916(6) 4578(3)	13.67 (+0.2) 1018(1) 5596(2)	45.82 784(7) 6380(2)	4.90 880(7) 7260(3)	63.09 784(6) 8044(3)	
4	2384	Leo NEUGEBAUER	GER	7989	-239	10.69 (-0.3) 931(10)	8.00 (-0.1) 1061(1) 1992(2)	17.04 916(1) 2908(1)	2.02 822(10) 3730(1)	47.99 910(7) 4640(1)	14.75 (+0.1) 880(14) 5520(3)	47.63 821(6) 6341(4)	5.10 941(5) 7282(2)	57.95 707(14) 7989(4)	
5	2264	Karel TILGA	EST	7874	-354	10.84 (-0.1) 897(16)	7.58 (+0.4) 955(9) 1852(11)	15.75 836(4) 2688(8)	2.05 850(4) 3538(5)	48.58 881(13) 4419(7)	14.68 (+0.2) 889(13) 5308(8)	50.57 882(3) 6190(5)	4.80 849(10) 7039(6)	66.42 835(4) 7874(5)	
6	2738	Markus Rooth	NOR	7773	-455	10.84 (+0.1) 897(17)	7.62 (+0.4) 965(6) 1862(10)	13.22 681(20) 2543(15)	2.02 822(6) 3365(14)	48.27 896(9) 4261(13)	14.47 (+0.1) 915(10) 5176(13)	48.78 845(4) 6021(10)	5.10 941(4) 6962(7)	64.84 811(5) 7773(6)	
7	2263	Janek ÕIGLANE	EST	7736	-492	10.94 (-0.1) 874(20)	7.47 (+0.3) 927(13) 1801(15)	15.08 795(9) 2596(12)	2.02 822(8) 3418(11)	48.41 889(10) 4307(11)	14.51 (+0.2) 910(12) 5217(12)	40.85 682(17) 5899(12)	5.10 941(3) 6840(9)	70.45 896(1) 7736(7)	
8	3039	Harrison WILLIAMS	USA	7707	-521	10.74 (-0.3) 919(12)	7.49 (+0.4) 932(12) 1851(12)	15.28 807(7) 2658(9)	1.93 740(18) 3398(13)	46.52 982(2) 4380(9)	14.33 (+0.2) 932(8) 5312(7)	43.39 734(11) 6046(9)	5.30 1004(1) 7050(5)	54.60 657(15) 7707(8)	
9	2260	Johannes ERM	EST	7687	-541	10.69 (-0.1) 931(11)	7.72 (+0.2) 990(4) 1921(5)	15.38 813(6) 2734(6)	1.93 740(15) 3474(9)	47.05 956(3) 4430(5)	14.90 (+0.2) 862(16) 5292(9)	45.09 769(8) 6061(8)	4.90 880(6) 6941(8)	60.56 746(8) 7687(9)	
10	2369	Manuel EITEL	GER	7471	-757	10.44 (-0.3) 989(3)	7.14 (-0.1) 847(17) 1836(13)	14.85 780(13) 2616(11)	1.99 794(13) 3410(12)	48.47 886(11) 4296(12)	14.39 (+0.1) 925(9) 5221(11)	41.30 691(16) 5912(11)	4.70 819(13) 6731(10)	60.12 740(10) 7471(10)	
11	2739	Sander SKOTHEIM	NOR	7449	-779	10.89 (+0.1) 885(18)	7.80 (+1.4) 1010(2) 1895(9)	13.35 689(19) 2584(13)	2.11 906(1) 3490(8)	48.48 886(12) 4376(10)	14.96 (+0.2) 854(17) 5230(10)	39.07 646(18) 5876(13)	4.80 849(8) 6725(11)	59.05 724(11) 7449(11)	
12	2041	Daniel GOLUBOVIC	AUS	7393	-835	11.10 (-0.1) 838(22)	7.09 (-0.2) 835(20) 1673(22)	15.14 798(8) 2471(17)	1.93 740(16) 3211(18)	49.87 821(16) 4032(15)	14.18 (+0.1) 951(6) 4983(15)	48.47 839(5) 5822(14)	4.80 849(9) 6671(12)	58.95 722(12) 7393(12)	
13	2116	Jose Fernando FERREIRA SANTA	BRA	7381	-847	10.77 (+0.1) 912(13)	6.92 (-0.2) 795(24) 1707(19)	12.90 661(21) 2368(21)	1.93 740(16) 3108(20)	49.31 847(15) 3955(16)	13.94 (+0.1) 982(4) 4937(16)	42.60 718(14) 5655(16)	4.80 849(12) 6504(14)	69.19 877(2) 7381(13)	
14	2712	Rik TAAM	NED	7305	-923	10.64 (+0.1) 942(9)	7.11 (+0.4) 840(18) 1782(16)	14.89 783(11) 2565(14)	1.84 661(21) 3226(17)	47.12 952(4) 4178(14)	14.80 (+0.2) 874(15) 5052(14)	43.04 727(13) 5779(15)	4.70 819(14) 6598(13)	57.96 707(13) 7305(14)	
15	2579	Yuma MARUYAMA	JPN	7113	-1115	10.90 (+0.1) 883(19)	7.00 (0.0) 814(21) 1697(20)	13.40 692(18) 2389(20)	1.96 767(14) 3156(19)	50.75 780(17) 3936(17)	14.18 (+0.1) 951(6) 4887(17)	41.56 696(15) 5583(17)	4.60 790(15) 6373(15)	60.14 740(9) 7113(15)	
	2807	Ayden OWENS-DELERME	PUR	DNF		10.43 (-0.3) 992(2)	7.72 (+0.2) 990(5) 1982(3)	14.30 747(16) 2729(7)	1.90 714(20) 3443(10)	46.44 986(1) 4429(6)	14.04 (+0.2) 969(5) 5398(4)	44.17 750(10) 6148(6)	NM 0 6148(16)	DNS	

DECATHLON SUMMARY AFTER 9 EVENTS

BIB 2988 AND BIB 2899 STATUS AMENDED

25-26 August 2023



PLACE	BIB	NAME	COUNTRY	POINTS	POINTS BEHIND LEADER	100 Metres	Long Jump	Shot Put	High Jump	400 Metres	110 Metres Hurdles	Discus Throw	Pole Vault	Javelin Throw	1500 Metres
	2988	Kyle GARLAND	USA	DNF		10.59 (-0.3) 954(6)	7.54 (+0.3) 945(11) 1899(7)	14.44 755(15) 2654(10)	2.08 878(2) 3532(6)	49.24 850(14) 4382(8)	13.93 (+0.2) 984(3) 5366(6)	43.07 727(12) 6093(7)	NM 0 6093(17)		DNS
	2899	Marcus NILSSON	SWE	DNF		11.43 (-0.1) 767(24)	7.00 (+0.1) 814(22) 1581(24)	14.49 758(14) 2339(22)	1.93 740(19) 3079(21)	51.36 753(18) 3832(18)	15.06 (+0.2) 842(18) 4674(18)	45.04 768(9) 5442(18)	NM 0 5442(18)		DNS
	2039	Cedric DUBLER	AUS	DNF		10.82 (+0.1) 901(15)	7.40 (+1.1) 910(14) 1811(14)	12.68 648(22) 2459(18)	1.99 794(11) 3253(16)	DNS					
	2378	Niklas KAUL	GER	DNF		11.20 (-0.1) 817(23)	7.16 (0.0) 852(16) 1669(23)	14.85 780(12) 2449(19)	2.02 822(6) 3271(15)	DNS					
	3046	Zachery ZIEMEK	USA	DNF		10.58 (+0.1) 956(5)	7.62 (+0.2) 965(7) 1921(5)	15.39 814(5) 2735(5)	1.99 794(11) 3529(7)	DNS					
	2051	Ashley MOLONEY	AUS	DNF		10.60 (-0.3) 952(8)	6.98 (-0.1) 809(23) 1761(18)	14.08 733(17) 2494(16)	DNS						
	2005	Larbi BOURRADA	ALG	DNF		11.01 (-0.1) 858(21)	7.09 (-0.1) 835(19) 1693(21)	12.44 633(23) 2326(23)	DNS						
	2317	Kevin MAYER	FRA	DNF		10.79 (-0.1) 908(14)	7.25 (-0.1) 874(15) 1782(16)	DNS							

RESULTS



100 Metres Women - Final

RECORDS	RESULT	NAME	COUNTRY	AGE	VENUE	DATE
World Record WR	10.49	Florence GRIFFITH-JOYNER	USA	29	Indianapolis, IN (USA)	16 Jul 1988
Championships Record CR	10.65	Sha'Carri RICHARDSON	USA	23	Budapest	21 Aug 2023
World Leading WL	10.65	Shericka JACKSON	JAM	29	Kingston (JAM)	7 Jul 2023
Area Record AR		National Record NR		Personal Best PB		Season Best SB

21 August 2023 21:55 START TIME

27° C TEMPERATURE 64 % HUMIDITY

 -0.2m/s WIND

PLACE	BIB	NAME	COUNTRY	DATE OF BIRTH	LANE	RESULT	REACTION	Fn
1	1434	Sha'Carri RICHARDSON	USA	25 Mar 00	9	10.65	CR	0.156
2	1017	Shericka JACKSON	JAM	16 Jul 94	4	10.72		0.166
3	1013	Shelly-Ann FRASER-PRYCE	JAM	27 Dec 86	5	10.77	SB	0.153
4	657	Marie-Josée TA LOU	CIV	18 Nov 88	7	10.81		0.147
5	1104	Julien ALFRED	LCA	10 Jun 01	6	10.93		0.153
6	1227	Ewa SWOBODA	POL	26 Jul 97	1	10.97 (.966)	PB	0.151
7	1378	Brittany BROWN	USA	18 Apr 95	3	10.97 (.969)		0.188
8	839	Dina ASHER-SMITH	GBR	4 Dec 95	2	11.00		0.146
9	1388	Tamari DAVIS	USA	15 Feb 03	8	11.03		0.142

ALL-TIME OUTDOOR TOP LIST

RESULT	NAME	VENUE	DATE
10.49	Florence GRIFFITH-JOYNER (USA)	dianapolis, IN (USA)	16 Jul 88
10.54	Elaine THOMPSON-HERAH (JAM)	Eugene, OR (USA)	21 Aug 21
10.60	Shelly-Ann FRASER-PRYCE (JAM)	Lausanne (SUI)	26 Aug 21
10.64	Carmelita JETER (USA)	Shanghai (CHN)	20 Sep 09
10.65	Marion JONES (USA)	Johannesburg (RSA)	12 Sep 09
10.65	Shericka JACKSON (JAM)	Kingston (JAM)	7 Jul 23
10.65	Sha'Carri RICHARDSON (USA)	Budapest	21 Aug 23
10.72	Marie-Josée TA LOU (CIV)	Monaco (MON)	10 Aug 22
10.73	Christine ARRON (FRA)	Budapest (HUN)	19 Aug 98
10.74	Merlene OTTEY (JAM)	Milano (ITA)	7 Sep 96
10.74	English GARDNER (USA)	Eugene, OR (USA)	3 Jul 16

2023 OUTDOOR TOP LIST

RESULT	NAME	VENUE	2023
10.65	Shericka JACKSON (JAM)	Kingston (JAM)	7 Jul
10.65	Sha'Carri RICHARDSON (USA)	Budapest	21 Aug
10.75	Marie-Josée TA LOU (CIV)	Ostlo (NOR)	15 Jun
10.77	Shelly-Ann FRASER-PRYCE (JAM)	Budapest	21 Aug
10.83	Julien ALFRED (LCA)	Sacramento, CA (USA)	27 May
10.85	Dina ASHER-SMITH (GBR)	London (GBR)	23 Jul
10.86	Aleia HOBBS (USA)	Baton Rouge, LA (USA)	22 Apr
10.89	Tamari DAVIS (USA)	Baton Rouge, LA (USA)	22 Apr
10.89	Shawnti JACKSON (USA)	Nashville, TN (USA)	3 Jun
10.90	Brittany BROWN (USA)	Eugene, OR (USA)	7 Jul

RESULT PROGRESSION



100 Metres Women - Final

RECORDS	RESULT	NAME	COUNTRY	AGE	VENUE	DATE
World Record WR	10.49	Florence GRIFFITH-JOYNER	USA	29	Indianapolis, IN (USA)	16 Jul 1988
Championships Record CR	10.65	Sha'Carri RICHARDSON	USA	23	Budapest	21 Aug 2023
World Leading WL	10.65	Shericka JACKSON	JAM	29	Kingston (JAM)	7 Jul 2023
Area Record AR		National Record NR		Personal Best PB		Season Best SB

21 August 2023

RANK	BIB	NAME	COUNTRY	DATE of BIRTH	PHASE	HEAT	LANE	PLACE	RESULT	WIND
1	1434	Sha'Carri RICHARDSON	USA	25 Mar 00	Final	1	9	1	10.65 CR	-0.2
					Semi-Final	2	6	3	10.84 q	-0.4
					Round 1	5	6	1	10.92 Q	+0.4
2	1017	Shericka JACKSON	JAM	16 Jul 94	Final	1	4	2	10.72	-0.2
					Semi-Final	2	5	1	10.79 Q	-0.4
					Round 1	4	7	10	11.06 Q	-1.0
3	1013	Shelly-Ann FRASER-PRYCE	JAM	27 Dec 86	Final	1	5	3	10.77 SB	-0.2
					Semi-Final	1	7	4	10.89 Q	-0.4
					Round 1	7	5	5	11.01 Q	+0.2
4	657	Marie-Josée TA LOU	CIV	18 Nov 88	Final	1	7	4	10.81	-0.2
					Semi-Final	2	7	1	10.79 Q	-0.4
					Round 1	6	6	12	11.08 Q	+0.9
5	1104	Julien ALFRED Y	LCA	10 Jun 01	Final	1	6	5	10.93	-0.2
					Semi-Final	3	5	5	10.92 Q	-0.1
					Round 1	1	4	3	10.99 Q	0.0
6	1227	Ewa SWOBODA	POL	26 Jul 97	Final	1	1	6	10.97 PB	-0.2
					Semi-Final	1	5	8	11.01 q	-0.4
					Round 1	3	8	2	10.98 Q	-0.4
7	1378	Brittany BROWN	USA	18 Apr 95	Final	1	3	7	10.97	-0.2
					Semi-Final	3	4	6	10.97 Q	-0.1
					Round 1	2	5	4	11.01 Q	-0.8
8	839	Dina ASHER-SMITH	GBR	4 Dec 95	Final	1	2	8	11.00	-0.2
					Semi-Final	3	7	8	11.01 q	-0.1
					Round 1	2	6	8	11.04 Q	-0.8
9	1388	Tamari DAVIS	USA	15 Feb 03	Final	1	8	9	11.03	-0.2
					Semi-Final	1	6	7	10.98 Q	-0.4
					Round 1	3	4	9	11.06 Q	-0.4

ALL-TIME OUTDOOR TOP LIST				2023 OUTDOOR TOP LIST			
RESULT	NAME	VENUE	DATE	RESULT	NAME	VENUE	2023
10.49	Florence GRIFFITH-JOYNER (USA)	Indianapolis, IN (USA)	16 Jul 88	10.65	Shericka JACKSON (JAM)	Kingston (JAM)	7 Jul
10.54	Elaine THOMPSON-HERAH (JAM)	Eugene, OR (USA)	21 Aug 21	10.65	Sha'Carri RICHARDSON (USA)	Budapest	21 Aug
10.60	Shelly-Ann FRASER-PRYCE (JAM)	Lausanne (SUI)	26 Aug 21	10.75	Marie-Josée TA LOU (CIV)	Osto (NOR)	15 Jun
10.64	Carmelita JETER (USA)	Shanghai (CHN)	20 Sep 09	10.77	Shelly-Ann FRASER-PRYCE (JAM)	Budapest	21 Aug
10.65	Marion JONES (USA)	Johannesburg (RSA)	12 Sep 98	10.83	Julien ALFRED (LCA)	Sacramento, CA (USA)	27 May
10.65	Shericka JACKSON (JAM)	Kingston (JAM)	7 Jul 23	10.85	Dina ASHER-SMITH (GBR)	London (GBR)	23 Jul
10.65	Sha'Carri RICHARDSON (USA)	Budapest	21 Aug 23	10.86	Aleia HOBBS (USA)	Baton Rouge, LA (USA)	22 Apr
10.72	Marie-Josée TA LOU (CIV)	Monaco (MON)	10 Aug 22	10.89	Tamari DAVIS (USA)	Baton Rouge, LA (USA)	22 Apr
10.73	Christine ARRON (FRA)	Budapest (HUN)	19 Aug 98	10.89	Shawnti JACKSON (USA)	Nashville, TN (USA)	3 Jun
10.74	Merlene OTTEY (JAM)	Milano (ITA)	7 Sep 96	10.90	Brittany BROWN (USA)	Eugene, OR (USA)	7 Jul
10.74	English GARDNER (USA)	Eugene, OR (USA)	3 Jul 16				

SUMMARY



100 Metres Women - Semi-Final

First 2 of each heat (Q) plus 2 fastest times (q) qualify to Final

RESULT REVISED

RECORDS	RESULT	NAME	COUNTRY	AGE	VENUE	DATE
World Record WR	10.49	Florence GRIFFITH-JOYNER	USA	29	Indianapolis, IN (USA)	16 Jul 1988
Championships Record CR	10.67	Shelly-Ann FRASER-PRYCE	JAM	36	Eugene, OR (USA)	17 Jul 2022
World Leading WL	10.65	Shericka JACKSON	JAM	29	Kingston (JAM)	7 Jul 2023
Area Record AR		National Record NR		Personal Best PB		Season Best SB

21 August 2023

RANK	PLACE	HEAT	LANE	BIB	NAME	COUNTRY	DATE OF BIRTH	RESULT	WIND
1	1	2	7	657	Marie-Josée TA LOU	CIV	18 Nov 88	10.79 (.787) Q	-0.4
1	1	2	5	1017	Shericka JACKSON	JAM	16 Jul 94	10.79 (.787) Q	-0.4
3	3	2	6	1434	Sha'Carri RICHARDSON	USA	25 Mar 00	10.84 q	-0.4
4	1	1	7	1013	Shelly-Ann FRASER-PRYCE	JAM	27 Dec 86	10.89 Q	-0.4
5	1	3	5	1104 Y	Julien ALFRED	LCA	10 Jun 01	10.92 Q	-0.1
6	2	3	4	1378	Brittany BROWN	USA	18 Apr 95	10.97 Q	-0.1
7	2	1	6	1388	Tamari DAVIS	USA	15 Feb 03	10.98 Q	-0.4
8	3	3	7	839	Dina ASHER-SMITH	GBR	4 Dec 95	11.01 (.010) q	-0.1
8	3	1	5	1227	Ewa SWOBODA	POL	26 Jul 97	11.01 (.010) q	-0.4
10	4	2	8	1190	Zoe HOBBS	NZL	11 Sep 97	11.02	-0.4
11	4	1	4	856	Daryll NEITA	GBR	29 Aug 96	11.03 (.023)	-0.4
12	4	3	6	1021	Natasha MORRISON	JAM	17 Nov 92	11.03 (.024)	-0.1
13	5	2	4	1302	Mujinga KAMBUNDJI	SUI	17 Jun 92	11.04 SB	-0.4
14	6	2	3	1012	Shashalee FORBES	JAM	10 May 96	11.12	-0.4
15	5	3	8	1150	N'Ketia SEEDO	NED	7 Jun 03	11.17	-0.1
16	5	1	2	889	Gina LÜCKENKEMPER	GER	21 Nov 96	11.18 (.180)	-0.4
16	5	1	3	1335	Michelle-Lee AHYE	TTO	10 Apr 92	11.18 (.180)	-0.4
18	6	3	3	837	Gina BASS	GAM	3 May 95	11.19 (.186)	-0.1
19	7	1	8	984	Zaynab DOSSO	ITA	12 Sep 99	11.19 (.190)	-0.4
20	7	3	2	558	Rani ROSIUS	BEL	25 Apr 00	11.20	-0.1
21	7	2	9	725	Jaël BESTUÉ	ESP	24 Sep 00	11.25	-0.4
22	8	1	9	1162	Rosemary CHUKWUMA	NGR	5 Dec 01	11.26 (.256)	-0.4
23	8	2	2	949	Boglárka TAKÁCS	HUN	28 Aug 01	11.26 (.258)	-0.4
24	8	3	9	1295	Géraldine FREY	SUI	19 Jun 97	11.28	-0.1

NOTE **Y** BIB 1104 (Julien ALFRED) - Disturbing the start

ALL-TIME OUTDOOR TOP LIST				2023 OUTDOOR TOP LIST			
RESULT	NAME	VENUE	DATE	RESULT	NAME	VENUE	2023
10.49	Florence GRIFFITH-JOYNER (USA)	Indianapolis, IN (USA)	16 Jul 88	10.65	Shericka JACKSON (JAM)	Kingston (JAM)	7 Jul
10.54	Elaine THOMPSON-HERAH (JAM)	Eugene, OR (USA)	21 Aug 21	10.71	Sha'Carri RICHARDSON (USA)	Eugene, OR (USA)	6 Jul
10.60	Shelly-Ann FRASER-PRYCE (JAM)	Lausanne (SUI)	26 Aug 21	10.75	Marie-Josée TA LOU (CIV)	Osto (NOR)	15 Jun
10.64	Carmelita JETER (USA)	Shanghai (CHN)	20 Sep 09	10.82	Shelly-Ann FRASER-PRYCE (JAM)	Luzern (SUI)	20 Jul
10.65	Marion JONES (USA)	Johannesburg (RSA)	12 Sep 98	10.83	Julien ALFRED (LCA)	Sacramento, CA (USA)	27 May
10.65	Shericka JACKSON (JAM)	Kingston (JAM)	7 Jul 23	10.85	Dina ASHER-SMITH (GBR)	London (GBR)	23 Jul
10.71	Sha'Carri RICHARDSON (USA)	Eugene, OR (USA)	6 Jul 23	10.86	Aleia HOBBS (USA)	Baton Rouge, LA (USA)	22 Apr
10.72	Marie-Josée TA LOU (CIV)	Monaco (MON)	10 Aug 22	10.89	Tamari DAVIS (USA)	Baton Rouge, LA (USA)	22 Apr
10.73	Christine ARRON (FRA)	Budapest (HUN)	19 Aug 98	10.89	Shawnti JACKSON (USA)	Nashville, TN (USA)	3 Jun
10.74	Merlene OTTEY (JAM)	Milano (ITA)	7 Sep 96	10.90	Brittany BROWN (USA)	Eugene, OR (USA)	7 Jul
10.74	English GARDNER (USA)	Eugene, OR (USA)	3 Jul 16				

RESULTS



100 Metres Women - Semi-Final

First 2 of each heat (Q) plus 2 fastest times (q) qualify to Final

RESULT REVISED

RECORDS	RESULT	NAME	COUNTRY	AGE	VENUE	DATE
World Record WR	10.49	Florence GRIFFITH-JOYNER	USA	29	Indianapolis, IN (USA)	16 Jul 1988
Championships Record CR	10.67	Shelly-Ann FRASER-PRYCE	JAM	36	Eugene, OR (USA)	17 Jul 2022
World Leading WL	10.65	Shericka JACKSON	JAM	29	Kingston (JAM)	7 Jul 2023
Area Record AR		National Record NR		Personal Best PB		Season Best SB

Heat 1
3

21 August 2023 20:35 START TIME

29° C TEMPERATURE 55% HUMIDITY

-0.4m/s WIND

PLACE	BIB	NAME	COUNTRY	DATE of BIRTH	LANE	RESULT	REACTION	Fn
1	1013	Shelly-Ann FRASER-PRYCE	JAM	27 Dec 86	7	10.89 Q	0.160	
2	1388	Tamari DAVIS	USA	15 Feb 03	6	10.98 Q	0.148	
3	1227	Ewa SWOBODA	POL	26 Jul 97	5	11.01 (.010) q	0.153	
4	856	Daryll NEITA	GBR	29 Aug 96	4	11.03 (.023)	0.143	
5	1335	Michelle-Lee AHYE	TTO	10 Apr 92	3	11.18 (.180)	0.165	
5	889	Gina LÜCKENKEMPER	GER	21 Nov 96	2	11.18 (.180)	0.196	
7	984	Zaynab DOSSO	ITA	12 Sep 99	8	11.19 (.190)	0.165	
8	1162	Rosemary CHUKWUMA	NGR	5 Dec 01	9	11.26 (.256)	0.188	

Heat 2
3

21 August 2023 20:44 START TIME

29° C TEMPERATURE 58% HUMIDITY

-0.4m/s WIND

PLACE	BIB	NAME	COUNTRY	DATE of BIRTH	LANE	RESULT	REACTION	Fn
1	1017	Shericka JACKSON	JAM	16 Jul 94	5	10.79 (.787) Q	0.183	
1	657	Marie-Josée TA LOU	CIV	18 Nov 88	7	10.79 (.787) Q	0.163	
3	1434	Sha'Carri RICHARDSON	USA	25 Mar 00	6	10.84 q	0.222	
4	1190	Zoe HOBBS	NZL	11 Sep 97	8	11.02	0.153	
5	1302	Mujinga KAMBUNDJI	SUI	17 Jun 92	4	11.04 SB	0.120	
6	1012	Shashalee FORBES	JAM	10 May 96	3	11.12	0.131	
7	725	Jaël BESTUÉ	ESP	24 Sep 00	9	11.25	0.182	
8	949	Boglárka TAKÁCS	HUN	28 Aug 01	2	11.26 (.258)	0.157	

Heat 3
3

21 August 2023 20:51 START TIME

29° C TEMPERATURE 58% HUMIDITY

-0.1m/s WIND

PLACE	BIB	NAME	COUNTRY	DATE of BIRTH	LANE	RESULT	REACTION	Fn
1	1104	Y Julien ALFRED	LCA	10 Jun 01	5	10.92 Q	0.202	
2	1378	Brittany BROWN	USA	18 Apr 95	4	10.97 Q	0.232	
3	839	Dina ASHER-SMITH	GBR	4 Dec 95	7	11.01 (.010) q	0.135	
4	1021	Natasha MORRISON	JAM	17 Nov 92	6	11.03 (.024)	0.170	
5	1150	N'Ketia SEEDO	NED	7 Jun 03	8	11.17	0.165	
6	837	Gina BASS	GAM	3 May 95	3	11.19 (.186)	0.142	
7	558	Rani ROSIUS	BEL	25 Apr 00	2	11.20	0.166	
8	1295	Géraldine FREY	SUI	19 Jun 97	9	11.28	0.143	

NOTE **Y** BIB 1104 (Julien ALFRED) - Disturbing the start

RESULTS
100 Metres Women - Semi-Final

RESULT REVISED

ALL-TIME OUTDOOR TOP LIST				2023 OUTDOOR TOP LIST			
RESULT	NAME	VENUE	DATE	RESULT	NAME	VENUE	2023
10.49	Florence GRIFFITH-JOYNER (USA)	Indianapolis, IN (USA)	16 Jul 88	10.65	Shericka JACKSON (JAM)	Kingston (JAM)	7 Jul
10.54	Elaine THOMPSON-HERAH (JAM)	Eugene, OR (USA)	21 Aug 21	10.71	Sha'Carri RICHARDSON (USA)	Eugene, OR (USA)	6 Jul
10.60	Shelly-Ann FRASER-PRYCE (JAM)	Lausanne (SUI)	26 Aug 21	10.75	Marie-Josée TA LOU (CIV)	Oslo (NOR)	15 Jun
10.64	Carmelita JETER (USA)	Shanghai (CHN)	20 Sep 09	10.82	Shelly-Ann FRASER-PRYCE (JAM)	Luzern (SUI)	20 Jul
10.65	Marion JONES (USA)	Johannesburg (RSA)	12 Sep 98	10.83	Julien ALFRED (LCA)	Sacramento, CA (USA)	27 May
10.65	Shericka JACKSON (JAM)	Kingston (JAM)	7 Jul 23	10.85	Dina ASHER-SMITH (GBR)	London (GBR)	23 Jul
10.71	Sha'Carri RICHARDSON (USA)	Eugene, OR (USA)	6 Jul 23	10.86	Aleia HOBBS (USA)	Baton Rouge, LA (USA)	22 Apr
10.72	Marie-Josée TA LOU (CIV)	Monaco (MON)	10 Aug 22	10.89	Tamari DAVIS (USA)	Baton Rouge, LA (USA)	22 Apr
10.73	Christine ARRON (FRA)	Budapest (HUN)	19 Aug 98	10.89	Shawnti JACKSON (USA)	Nashville, TN (USA)	3 Jun
10.74	Merlene OTTEY (JAM)	Milano (ITA)	7 Sep 96	10.90	Brittany BROWN (USA)	Eugene, OR (USA)	7 Jul
10.74	English GARDNER (USA)	Eugene, OR (USA)	3 Jul 16				

SUMMARY



100 Metres Women - Round 1

First 3 of each heat (Q) plus 3 fastest times (q) qualify to Semi-Final

NOTE CORRECTION

RECORDS	RESULT	NAME	COUNTRY	AGE	VENUE	DATE
World Record WR	10.49	Florence GRIFFITH-JOYNER	USA	29	Indianapolis, IN (USA)	16 Jul 1988
Championships Record CR	10.67	Shelly-Ann FRASER-PRYCE	JAM	36	Eugene, OR (USA)	17 Jul 2022
World Leading WL	10.65	Shericka JACKSON	JAM	29	Kingston (JAM)	7 Jul 2023
Area Record AR		National Record NR		Personal Best PB		Season Best SB

20 August 2023

RANK	PLACE	HEAT	LANE	BIB	NAME	COUNTRY	DATE OF BIRTH	RESULT	WIND
1	1	5	6	1434	Sha'Carri RICHARDSON	USA	25 Mar 00	10.92	Q +0.4
2	1	3	8	1227	Ewa SWOBODA	POL	26 Jul 97	10.98	Q -0.4
3	1	1	4	1104	Julien ALFRED	LCA	10 Jun 01	10.99	Q 0.0
4	1	2	5	1378	Brittany BROWN	USA	18 Apr 95	11.01 (.005)	Q -0.8
5	1	7	5	1013	Shelly-Ann FRASER-PRYCE	JAM	27 Dec 86	11.01 (.006)	Q +0.2
6	2	5	4	1021	Natasha MORRISON	JAM	17 Nov 92	11.02	Q +0.4
7	2	1	2	856	Daryll NEITA	GBR	29 Aug 96	11.03	Q 0.0
8	2	2	6	839	Dina ASHER-SMITH	GBR	4 Dec 95	11.04	Q -0.8
9	2	3	4	1388	Tamari DAVIS	USA	15 Feb 03	11.06 (.056)	Q -0.4
10	1	4	7	1017	Shericka JACKSON	JAM	16 Jul 94	11.06 (.057)	Q -1.0
11	2	7	7	1302	Mujinga KAMBUNDJI	SUI	17 Jun 92	11.08 (.075)	Q +0.2
12	1	6	6	657	Marie-Josée TA LOU	CIV	18 Nov 88	11.08 (.078)	Q +0.9
13	3	1	6	837	Gina BASS	GAM	3 May 95	11.10	Q 0.0
14	3	3	5	1150	N'Ketia SEEDO	NED	7 Jun 03	11.11	Q PB -0.4
15	2	6	4	1012	Shashalee FORBES	JAM	10 May 96	11.12	Q +0.9
16	3	5	5	984	Zaynab DOSSO	ITA	12 Sep 99	11.14 (.133)	Q NR +0.4
17	3	7	3	1190	Zoe HOBBS	NZL	11 Sep 97	11.14 (.135)	Q +0.2
18	2	4	6	1335	Michelle-Lee AHYE	TTO	10 Apr 92	11.16	Q SB -1.0
19	3	6	2	949	Boglárka TAKÁCS	HUN	28 Aug 01	11.18 (.177)	Q +0.9
19	4	3	6	558	Rani ROSIUS	BEL	25 Apr 00	11.18 (.177)	q PB -0.4
21	3	4	4	889	Gina LÜCKENKEMPER	GER	21 Nov 96	11.21	Q -1.0
22	4	4	3	1162	Rosemary CHUKWUMA	NGR	5 Dec 01	11.24	q -1.0
23	4	1	3	1295	Géraldine FREY	SUI	19 Jun 97	11.26 (.253)	q 0.0
24	4	5	9	656	Maboundou KONÉ	CIV	16 May 97	11.26 (.259)	+0.4
25	3	2	2	725	Jaël BESTUÉ	ESP	24 Sep 00	11.28	Q -0.8
26	4	7	9	1237	Lorène Dorcas BAZOLO	POR	4 May 83	11.29 (.282)	+0.2
27	5	7	8	607	Khamica BINGHAM	CAN	15 Jun 94	11.29 (.286)	+0.2
28	5	3	3	654	Murielle AHOURE-DEMPS	CIV	23 Aug 87	11.29 (.287)	-0.4
29	6	3	2	1337	Leah BERTRAND	TTO	26 Jul 02	11.32 (.315)	-0.4
30	5	5	2	1228	Krystsina TSIMANOUSKAYA	POL	19 Nov 96	11.32 (.317)	+0.4
31	4	2	3	1273	Veronica Shanti PEREIRA	SGP	20 Sep 96	11.33	-0.8
32	5	2	4	920	Halle HAZZARD	GRN	4 Feb 99	11.34	SB -0.8
33	4	6	5	1116	Patrizia VAN DER WEKEN	LUX	12 Nov 99	11.38 (.371)	+0.9
34	5	4	8	686	Olivia FOTOPOULOU	CYP	20 Dec 96	11.38 (.377)	-1.0
35	5	1	9	556	Delphine NKANSA	BEL	21 Sep 01	11.40	0.0
36	5	6	8	528	Bree MASTERS	AUS	24 Jun 95	11.43 (.424)	+0.9
36	6	7	2	879	Rebekka HAASE	GER	2 Jan 93	11.43 (.424)	+0.2
38	6	6	9	1226	Magdalena STEFANOWICZ	POL	21 Sep 00	11.43 (.429)	+0.9
39	6	5	7	526	Torrie LEWIS	AUS	8 Jan 05	11.45	+0.4

SUMMARY
100 Metres Women - Round 1
NOTE CORRECTION
20 August 2023

RANK	PLACE	HEAT	LANE	BIB	NAME	COUNTRY	DATE of BIRTH	RESULT	WIND	
40	7	6	7	1241	Arialis GANDULLA	POR	22 Jun 95	11.47	+0.9	
41	6	1	8	719	Ángela Gabriela TENORIO	ECU	27 Jan 96	11.52	0.0	
42	6	4	2	592	Vitoria Cristina ROSA	BRA	12 Jan 96	11.57	-1.0	
43	7	4	5	635	Natacha NGOYE AKAMABI	CGO	15 Aug 93	11.60	-1.0	
44	7	1	5	958	Fasihi FARZANEH	IRI	3 Jan 93	11.63	0.0	
45	7	7	6	1047	Arisa KIMISHIMA	JPN	23 Dec 95	11.73	+0.2	
46	7	3	9	1096	Mudhawi ALSHAMMARI	KUW	25 Apr 98	11.93	-0.4	
47	6	2	7	1303	Salomé KORA	SUI	8 Jun 94	12.18	-0.8	
48	8	4	9	776	Kesaia BOLETAKANAKANDAVU	FIJ	15 Jun 04	12.46	PB -1.0	
49	8	3	7	1097	Silina PHA APHAY	LAO	29 Mar 96	12.67	-0.4	
50	7	2	9	1453	Chloe DAVID	VAN	3 Jun 05	12.88	-0.8	
51	8	1	7	1175	Zarinae SAPONG	NMI	27 Jan 98	13.04	SB 0.0	
52	8	6	3	1286	Jovita ARUNIA	SOL	19 Apr 02	13.20	SB +0.9	
53	7	5	3	1202	Y Sydney FRANCISCO	PLW	24 May 05	13.48	PB +0.4	
54	8	7	4	1095	Yara Ahmed ABULJADAYEL	KSA	29 Sep 98	13.54	+0.2	
			5	8	852	Imani LANSIQUOT	GBR	17 Dec 97	DQ	TR* +0.4
			2	8	673	Yunisleydis DE LA C. GARCÍA	CUB	11 Aug 99	DQ	TR16.8 -0.8

NOTE WA Rule TR16.8 - False start
 WA Rule TR* - TR16.8 False start - BIB 852 Ran under protest (TR 8.4.1)
Y BIB 1202 [Sydney FRANCISCO] - Yellow Card

ALL-TIME OUTDOOR TOP LIST
2023 OUTDOOR TOP LIST

RESULT	NAME	VENUE	DATE	RESULT	NAME	VENUE	2023
10.49	Florence GRIFFITH-JOYNER (USA)	Indianapolis, IN (USA)	16 Jul 88	10.65	Shericka JACKSON (JAM)	Kingston (JAM)	7 Jul
10.54	Elaine THOMPSON-HERAH (JAM)	Eugene, OR (USA)	21 Aug 21	10.71	Sha'Carri RICHARDSON (USA)	Eugene, OR (USA)	6 Jul
10.60	Shelly-Ann FRASER-PRYCE (JAM)	Lausanne (SUI)	26 Aug 21	10.75	Marie-Josée TA LOU (CIV)	Oslo (NOR)	15 Jun
10.64	Carmelita JETER (USA)	Shanghai (CHN)	20 Sep 09	10.82	Shelly-Ann FRASER-PRYCE (JAM)	Luzern (SUI)	20 Jul
10.65	Marion JONES (USA)	Johannesburg (RSA)	12 Sep 98	10.83	Julien ALFRED (LCA)	Sacramento, CA (USA)	27 May
10.65	Shericka JACKSON (JAM)	Kingston (JAM)	7 Jul 23	10.85	Dina ASHER-SMITH (GBR)	London (GBR)	23 Jul
10.71	Sha'Carri RICHARDSON (USA)	Eugene, OR (USA)	6 Jul 23	10.86	Aleia HOBBS (USA)	Baton Rouge, LA (USA)	22 Apr
10.72	Marie-Josée TA LOU (CIV)	Monaco (MON)	10 Aug 22	10.89	Tamari DAVIS (USA)	Baton Rouge, LA (USA)	22 Apr
10.73	Christine ARRON (FRA)	Budapest (HUN)	19 Aug 98	10.89	Shawnti JACKSON (USA)	Nashville, TN (USA)	3 Jun
10.74	Merlene OTTEY (JAM)	Milano (ITA)	7 Sep 96	10.90	Brittany BROWN (USA)	Eugene, OR (USA)	7 Jul
10.74	English GARDNER (USA)	Eugene, OR (USA)	3 Jul 16				

SUMMARY



100 Metres Women - Round 1

First 3 of each heat (Q) plus 3 fastest times (q) qualify to Semi-Final

RECORDS	RESULT	NAME	COUNTRY	AGE	VENUE	DATE
World Record WR	10.49	Florence GRIFFITH-JOYNER	USA	29	Indianapolis, IN (USA)	16 Jul 1988
Championships Record CR	10.67	Shelly-Ann FRASER-PRYCE	JAM	36	Eugene, OR (USA)	17 Jul 2022
World Leading WL	10.65	Shericka JACKSON	JAM	29	Kingston (JAM)	7 Jul 2023
Area Record AR		National Record NR		Personal Best PB		Season Best SB

20 August 2023

RANK	PLACE	HEAT	LANE	BIB	NAME	COUNTRY	DATE of BIRTH	RESULT	WIND
1	1	5	6	1434	Sha'Carri RICHARDSON	USA	25 Mar 00	10.92	Q +0.4
2	1	3	8	1227	Ewa SWOBODA	POL	26 Jul 97	10.98	Q -0.4
3	1	1	4	1104	Julien ALFRED	LCA	10 Jun 01	10.99	Q 0.0
4	1	2	5	1378	Brittany BROWN	USA	18 Apr 95	11.01 (.005)	Q -0.8
5	1	7	5	1013	Shelly-Ann FRASER-PRYCE	JAM	27 Dec 86	11.01 (.006)	Q +0.2
6	2	5	4	1021	Natasha MORRISON	JAM	17 Nov 92	11.02	Q +0.4
7	2	1	2	856	Daryll NEITA	GBR	29 Aug 96	11.03	Q 0.0
8	2	2	6	839	Dina ASHER-SMITH	GBR	4 Dec 95	11.04	Q -0.8
9	2	3	4	1388	Tamari DAVIS	USA	15 Feb 03	11.06 (.056)	Q -0.4
10	1	4	7	1017	Shericka JACKSON	JAM	16 Jul 94	11.06 (.057)	Q -1.0
11	2	7	7	1302	Mujinga KAMBUNDJI	SUI	17 Jun 92	11.08 (.075)	Q +0.2
12	1	6	6	657	Marie-Josée TA LOU	CIV	18 Nov 88	11.08 (.078)	Q +0.9
13	3	1	6	837	Gina BASS	GAM	3 May 95	11.10	Q 0.0
14	3	3	5	1150	N'Ketia SEEDO	NED	7 Jun 03	11.11	Q PB -0.4
15	2	6	4	1012	Shashalee FORBES	JAM	10 May 96	11.12	Q +0.9
16	3	5	5	984	Zaynab DOSSO	ITA	12 Sep 99	11.14 (.133)	Q NR +0.4
17	3	7	3	1190	Zoe HOBBS	NZL	11 Sep 97	11.14 (.135)	Q +0.2
18	2	4	6	1335	Michelle-Lee AHYE	TTO	10 Apr 92	11.16	Q SB -1.0
19	3	6	2	949	Boglárka TAKÁCS	HUN	28 Aug 01	11.18 (.177)	Q +0.9
19	4	3	6	558	Rani ROSIUS	BEL	25 Apr 00	11.18 (.177)	q PB -0.4
21	3	4	4	889	Gina LÜCKENKEMPER	GER	21 Nov 96	11.21	Q -1.0
22	4	4	3	1162	Rosemary CHUKWUMA	NGR	5 Dec 01	11.24	q -1.0
23	4	1	3	1295	Géraldine FREY	SUI	19 Jun 97	11.26 (.253)	q 0.0
24	4	5	9	656	Maboundou KONÉ	CIV	16 May 97	11.26 (.259)	+0.4
25	3	2	2	725	Jaël BESTUÉ	ESP	24 Sep 00	11.28	Q -0.8
26	4	7	9	1237	Lorène Dorcas BAZOLO	POR	4 May 83	11.29 (.282)	+0.2
27	5	7	8	607	Khamica BINGHAM	CAN	15 Jun 94	11.29 (.286)	+0.2
28	5	3	3	654	Murielle AHOURÉ-DEMPS	CIV	23 Aug 87	11.29 (.287)	-0.4
29	6	3	2	1337	Leah BERTRAND	TTO	26 Jul 02	11.32 (.315)	-0.4
30	5	5	2	1228	Krystsina TSIMANOUSKAYA	POL	19 Nov 96	11.32 (.317)	+0.4
31	4	2	3	1273	Veronica Shanti PEREIRA	SGP	20 Sep 96	11.33	-0.8
32	5	2	4	920	Halle HAZZARD	GRN	4 Feb 99	11.34	SB -0.8
33	4	6	5	1116	Patrizia VAN DER WEKEN	LUX	12 Nov 99	11.38 (.371)	+0.9
34	5	4	8	686	Olivia FOTOPOULOU	CYP	20 Dec 96	11.38 (.377)	-1.0
35	5	1	9	556	Delphine NKANSA	BEL	21 Sep 01	11.40	0.0
36	5	6	8	528	Bree MASTERS	AUS	24 Jun 95	11.43 (.424)	+0.9
36	6	7	2	879	Rebekka HAASE	GER	2 Jan 93	11.43 (.424)	+0.2
38	6	6	9	1226	Magdalena STEFANOWICZ	POL	21 Sep 00	11.43 (.429)	+0.9
39	6	5	7	526	Torrie LEWIS	AUS	8 Jan 05	11.45	+0.4
40	7	6	7	1241	Arialis GANDULLA	POR	22 Jun 95	11.47	+0.9

SUMMARY
100 Metres Women - Round 1

20 August 2023

RANK	PLACE	HEAT	LANE	BIB	NAME	COUNTRY	DATE of BIRTH	RESULT	WIND
41	6	1	8	719	Ángela Gabriela TENORIO	ECU	27 Jan 96	11.52	0.0
42	6	4	2	592	Vitoria Cristina ROSA	BRA	12 Jan 96	11.57	-1.0
43	7	4	5	635	Natacha NGOYE AKAMABI	CGO	15 Aug 93	11.60	-1.0
44	7	1	5	958	Fasihi FARZANEH	IRI	3 Jan 93	11.63	0.0
45	7	7	6	1047	Arisa KIMISHIMA	JPN	23 Dec 95	11.73	+0.2
46	7	3	9	1096	Mudhawi ALSHAMMARI	KUW	25 Apr 98	11.93	-0.4
47	6	2	7	1303	Salomé KORA	SUI	8 Jun 94	12.18	-0.8
48	8	4	9	776	Kesaia BOLETAKANAKANDAVU	FIJ	15 Jun 04	12.46	PB -1.0
49	8	3	7	1097	Silina PHA APHAY	LAO	29 Mar 96	12.67	-0.4
50	7	2	9	1453	Chloe DAVID	VAN	3 Jun 05	12.88	-0.8
51	8	1	7	1175	Zarinae SAPONG	NMI	27 Jan 98	13.04	SB 0.0
52	8	6	3	1286	Jovita ARUNIA	SOL	19 Apr 02	13.20	SB +0.9
53	7	5	3	1202	Y Sydney FRANCISCO	PLW	24 May 05	13.48	PB +0.4
54	8	7	4	1095	Yara Ahmed ABULJADAYEL	KSA	29 Sep 98	13.54	+0.2
		5	8	852	Imani LANSIQUOT	GBR	17 Dec 97	DQ	TR* +0.4
		2	8	673	Yunisleydis DE LA C. GARCÍA	CUB	11 Aug 99	DQ	TR16.8 -0.8

NOTE WA Rule TR16.8 - False start
WA Rule TR* - TR16.8 False start - BIB 852 RUNNING UNDER PROTEST (TR 8.4.1)
Y BIB 1202 (Sydney FRANCISCO) - Yellow Card

ALL-TIME OUTDOOR TOP LIST				2023 OUTDOOR TOP LIST			
RESULT	NAME	VENUE	DATE	RESULT	NAME	VENUE	2023
10.49	Florence GRIFFITH-JOYNER (USA)	Indianapolis, IN (USA)	16 Jul 88	10.65	Shericka JACKSON (JAM)	Kingston (JAM)	7 Jul
10.54	Elaine THOMPSON-HERAH (JAM)	Eugene, OR (USA)	21 Aug 21	10.71	Sha'Carri RICHARDSON (USA)	Eugene, OR (USA)	6 Jul
10.60	Shelly-Ann FRASER-PRYCE (JAM)	Lausanne (SUI)	26 Aug 21	10.75	Marie-Josée TA LOU (CIV)	Oslo (NOR)	15 Jun
10.64	Carmelita JETER (USA)	Shanghai (CHN)	20 Sep 09	10.82	Shelly-Ann FRASER-PRYCE (JAM)	Luzern (SUI)	20 Jul
10.65	Marion JONES (USA)	Johannesburg (RSA)	12 Sep 98	10.83	Julien ALFRED (LCA)	Sacramento, CA (USA)	27 May
10.65	Shericka JACKSON (JAM)	Kingston (JAM)	7 Jul 23	10.85	Dina ASHER-SMITH (GBR)	London (GBR)	23 Jul
10.71	Sha'Carri RICHARDSON (USA)	Eugene, OR (USA)	6 Jul 23	10.86	Aleia HOBBS (USA)	Baton Rouge, LA (USA)	22 Apr
10.72	Marie-Josée TA LOU (CIV)	Monaco (MON)	10 Aug 22	10.89	Tamari DAVIS (USA)	Baton Rouge, LA (USA)	22 Apr
10.73	Christine ARRON (FRA)	Budapest (HUN)	19 Aug 98	10.89	Shawnti JACKSON (USA)	Nashville, TN (USA)	3 Jun
10.74	Merlene OTTEY (JAM)	Milano (ITA)	7 Sep 96	10.90	Brittany BROWN (USA)	Eugene, OR (USA)	7 Jul
10.74	English GARDNER (USA)	Eugene, OR (USA)	3 Jul 16				

RESULTS



100 Metres Women - Round 1

First 3 of each heat (Q) plus 3 fastest times (q) qualify to Semi-Final

NOTE CORRECTION

RECORDS	RESULT	NAME	COUNTRY	AGE	VENUE	DATE
World Record WR	10.49	Florence GRIFFITH-JOYNER	USA	29	Indianapolis, IN (USA)	16 Jul 1988
Championships Record CR	10.67	Shelly-Ann FRASER-PRYCE	JAM	36	Eugene, OR (USA)	17 Jul 2022
World Leading WL	10.65	Shericka JACKSON	JAM	29	Kingston (JAM)	7 Jul 2023
Area Record AR		National Record NR		Personal Best PB		Season Best SB

Heat 1
7

20 August 2023 12:10 START TIME

32° C TEMPERATURE 52 % HUMIDITY

0.0m/s WIND

PLACE	BIB	NAME	COUNTRY	DATE of BIRTH	LANE	RESULT	REACTION	Fn
1	1104	Julien ALFRED	LCA	10 Jun 01	4	10.99 Q	0.154	
2	856	Daryll NEITA	GBR	29 Aug 96	2	11.03 Q	0.142	
3	837	Gina BASS	GAM	3 May 95	6	11.10 Q	0.151	
4	1295	Géraldine FREY	SUI	19 Jun 97	3	11.26 (.253) q	0.128	
5	556	Delphine NKANSA	BEL	21 Sep 01	9	11.40	0.153	
6	719	Ángela Gabriela TENORIO	ECU	27 Jan 96	8	11.52	0.176	
7	958	Fasihi FARZANEH	IRI	3 Jan 93	5	11.63	0.150	
8	1175	Zarinae SAPONG	NMI	27 Jan 98	7	13.04 SB	0.225	

Heat 2
7

20 August 2023 12:17 START TIME

32° C TEMPERATURE 52 % HUMIDITY

-0.8m/s WIND

PLACE	BIB	NAME	COUNTRY	DATE of BIRTH	LANE	RESULT	REACTION	Fn
1	1378	Brittany BROWN	USA	18 Apr 95	5	11.01 (.005) Q	0.194	
2	839	Dina ASHER-SMITH	GBR	4 Dec 95	6	11.04 Q	0.139	
3	725	Jaël BESTUÉ	ESP	24 Sep 00	2	11.28 Q	0.184	
4	1273	Veronica Shanti PEREIRA	SGP	20 Sep 96	3	11.33	0.181	
5	920	Halle HAZZARD	GRN	4 Feb 99	4	11.34 SB	0.170	
6	1303	Salomé KORA	SUI	8 Jun 94	7	12.18	0.130	
7	1453	Chloe DAVID	VAN	3 Jun 05	9	12.88	0.178	
	673	Yunisleydis DE LA C. GARCÍA	CUB	11 Aug 99	8	DQ TR16.8		

NOTE WA Rule TR16.8 - False start

Heat 3
7

20 August 2023 12:24 START TIME

32° C TEMPERATURE 52 % HUMIDITY

-0.4m/s WIND

PLACE	BIB	NAME	COUNTRY	DATE of BIRTH	LANE	RESULT	REACTION	Fn
1	1227	Ewa SWOBODA	POL	26 Jul 97	8	10.98 Q	0.157	
2	1388	Tamari DAVIS	USA	15 Feb 03	4	11.06 (.056) Q	0.137	
3	1150	N'Ketia SEEDO	NED	7 Jun 03	5	11.11 Q PB	0.164	
4	558	Rani ROSIUS	BEL	25 Apr 00	6	11.18 (.177) q PB	0.175	
5	654	Murielle AHOURÉ-DEMPS	CIV	23 Aug 87	3	11.29 (.287)	0.161	
6	1337	Leah BERTRAND	TTO	26 Jul 02	2	11.32 (.315)	0.154	
7	1096	Mudhawi ALSHAMMARI	KUW	25 Apr 98	9	11.93	0.155	
8	1097	Silina PHA APHAY	LAO	29 Mar 96	7	12.67	0.192	

RESULTS
100 Metres Women - Round 1

NOTE CORRECTION

Heat 4 7

20 August 2023

12:31 START TIME

32° C TEMPERATURE 52 % HUMIDITY

-1.0m/s WIND

PLACE	BIB	NAME	COUNTRY	DATE OF BIRTH	LANE	RESULT	REACTION	Fn
1	1017	Shericka JACKSON	JAM	16 Jul 94	7	11.06 (.057)	Q	0.185
2	1335	Michelle-Lee AHYE	TTO	10 Apr 92	6	11.16	Q SB	0.143
3	889	Gina LÜCKENKEMPER	GER	21 Nov 96	4	11.21	Q	0.206
4	1162	Rosemary CHUKWUMA	NGR	5 Dec 01	3	11.24	q	0.173
5	686	Olivia FOTPOULOU	CYP	20 Dec 96	8	11.38 (.377)		0.159
6	592	Vitoria Cristina ROSA	BRA	12 Jan 96	2	11.57		0.189
7	635	Natacha NGOYE AKAMABI	CGO	15 Aug 93	5	11.60		0.141
8	776	Kesaia BOLETAKANAKANDAVU	FIJ	15 Jun 04	9	12.46	PB	0.161

Heat 5 7

20 August 2023

12:38 START TIME

33° C TEMPERATURE 46 % HUMIDITY

+0.4m/s WIND

PLACE	BIB	NAME	COUNTRY	DATE OF BIRTH	LANE	RESULT	REACTION	Fn
1	1434	Sha'Carri RICHARDSON	USA	25 Mar 00	6	10.92	Q	0.175
2	1021	Natasha MORRISON	JAM	17 Nov 92	4	11.02	Q	0.179
3	984	Zaynab DOSSO	ITA	12 Sep 99	5	11.14 (.133)	Q NR	0.160
4	656	Maboundou KONÉ	CIV	16 May 97	9	11.26 (.259)		0.164
5	1228	Krystyna TSIMANOUSKAYA	POL	19 Nov 96	2	11.32 (.317)		0.188
6	526	Torrie LEWIS	AUS	8 Jan 05	7	11.45		0.126
7	1202	Sydney FRANCISCO	PLW	24 May 05	3	13.48	PB	0.183
	852	Imani LANSIQUOT	GBR	17 Dec 97	8	DQ TR*		

NOTE WA Rule TR* - TR16.8 False start - BIB 852 Ran under protest (TR 8.4.1)
BIB 1202 (Sydney FRANCISCO) - Yellow Card

Heat 6 7

20 August 2023

12:48 START TIME

33° C TEMPERATURE 46 % HUMIDITY

+0.9m/s WIND

PLACE	BIB	NAME	COUNTRY	DATE OF BIRTH	LANE	RESULT	REACTION	Fn
1	657	Marie-Josée TA LOU	CIV	18 Nov 88	6	11.08 (.078)	Q	0.171
2	1012	Shashalee FORBES	JAM	10 May 96	4	11.12	Q	0.201
3	949	Boglárka TAKÁCS	HUN	28 Aug 01	2	11.18 (.177)	Q	0.169
4	1116	Patrizia VAN DER WEKEN	LUX	12 Nov 99	5	11.38 (.371)		0.145
5	528	Bree MASTERS	AUS	24 Jun 95	8	11.43 (.424)		0.149
6	1226	Magdalena STEFANOWICZ	POL	21 Sep 00	9	11.43 (.429)		0.143
7	1241	Arialis GANDULLA	POR	22 Jun 95	7	11.47		0.173
8	1286	Jovita ARUNIA	SOL	19 Apr 02	3	13.20	SB	0.226

Heat 7 7

20 August 2023

12:54 START TIME

33° C TEMPERATURE 45 % HUMIDITY

+0.2m/s WIND

PLACE	BIB	NAME	COUNTRY	DATE OF BIRTH	LANE	RESULT	REACTION	Fn
1	1013	Shelly-Ann FRASER-PRYCE	JAM	27 Dec 86	5	11.01 (.006)	Q	0.164
2	1302	Mujinga KAMBUNDJI	SUI	17 Jun 92	7	11.08 (.075)	Q	0.125
3	1190	Zoe HOBBS	NZL	11 Sep 97	3	11.14 (.135)	Q	0.160
4	1237	Lorène Dorcas BAZOLO	POR	4 May 83	9	11.29 (.282)		0.171
5	607	Khamica BINGHAM	CAN	15 Jun 94	8	11.29 (.286)		0.148
6	879	Rebekka HAASE	GER	2 Jan 93	2	11.43 (.424)		0.195
7	1047	Arisa KIMISHIMA	JPN	23 Dec 95	6	11.73		0.151
8	1095	Yara Ahmed ABULJADAYEL	KSA	29 Sep 98	4	13.54		0.249

RESULTS
100 Metres Women - Round 1

NOTE CORRECTION

ALL-TIME OUTDOOR TOP LIST				2023 OUTDOOR TOP LIST			
RESULT	NAME	VENUE	DATE	RESULT	NAME	VENUE	2023
10.49	Florence GRIFFITH-JOYNER (USA)	Indianapolis, IN (USA)	16 Jul 88	10.65	Shericka JACKSON (JAM)	Kingston (JAM)	7 Jul
10.54	Elaine THOMPSON-HERAH (JAM)	Eugene, OR (USA)	21 Aug 21	10.71	Sha'Carri RICHARDSON (USA)	Eugene, OR (USA)	6 Jul
10.60	Shelly-Ann FRASER-PRYCE (JAM)	Lausanne (SUI)	26 Aug 21	10.75	Marie-Josée TA LOU (CIV)	Oslo (NOR)	15 Jun
10.64	Carmelita JETER (USA)	Shanghai (CHN)	20 Sep 09	10.82	Shelly-Ann FRASER-PRYCE (JAM)	Luzern (SUI)	20 Jul
10.65	Marion JONES (USA)	Johannesburg (RSA)	12 Sep 98	10.83	Julien ALFRED (LCA)	Sacramento, CA (USA)	27 May
10.65	Shericka JACKSON (JAM)	Kingston (JAM)	7 Jul 23	10.85	Dina ASHER-SMITH (GBR)	London (GBR)	23 Jul
10.71	Sha'Carri RICHARDSON (USA)	Eugene, OR (USA)	6 Jul 23	10.86	Aleia HOBBS (USA)	Baton Rouge, LA (USA)	22 Apr
10.72	Marie-Josée TA LOU (CIV)	Monaco (MON)	10 Aug 22	10.89	Tamari DAVIS (USA)	Baton Rouge, LA (USA)	22 Apr
10.73	Christine ARRON (FRA)	Budapest (HUN)	19 Aug 98	10.89	Shawnti JACKSON (USA)	Nashville, TN (USA)	3 Jun
10.74	Merlene OTTEY (JAM)	Milano (ITA)	7 Sep 96	10.90	Brittany BROWN (USA)	Eugene, OR (USA)	7 Jul
10.74	English GARDNER (USA)	Eugene, OR (USA)	3 Jul 16				

RESULTS



100 Metres Women - Round 1

First 3 of each heat (Q) plus 3 fastest times (q) qualify to Semi-Final

RECORDS	RESULT	NAME	COUNTRY	AGE	VENUE	DATE
World Record WR	10.49	Florence GRIFFITH-JOYNER	USA	29	Indianapolis, IN (USA)	16 Jul 1988
Championships Record CR	10.67	Shelly-Ann FRASER-PRYCE	JAM	36	Eugene, OR (USA)	17 Jul 2022
World Leading WL	10.65	Shericka JACKSON	JAM	29	Kingston (JAM)	7 Jul 2023
Area Record AR		National Record NR		Personal Best PB		Season Best SB

Heat 1 **7** 20 August 2023 12:10 START TIME 32° C TEMPERATURE 52 % HUMIDITY  0.0m/s WIND

PLACE	BIB	NAME	COUNTRY	DATE of BIRTH	LANE	RESULT	REACTION	Fn
1	1104	Julien ALFRED	LCA	10 Jun 01	4	10.99	Q	0.154
2	856	Daryll NEITA	GBR	29 Aug 96	2	11.03	Q	0.142
3	837	Gina BASS	GAM	3 May 95	6	11.10	Q	0.151
4	1295	Géraldine FREY	SUI	19 Jun 97	3	11.26 (.253)	q	0.128
5	556	Delphine NKANSA	BEL	21 Sep 01	9	11.40		0.153
6	719	Ángela Gabriela TENORIO	ECU	27 Jan 96	8	11.52		0.176
7	958	Fasihi FARZANEH	IRI	3 Jan 93	5	11.63		0.150
8	1175	Zarinae SAPONG	NMI	27 Jan 98	7	13.04	SB	0.225

Heat 2 **7** 20 August 2023 12:17 START TIME 32° C TEMPERATURE 52 % HUMIDITY  -0.8m/s WIND

PLACE	BIB	NAME	COUNTRY	DATE of BIRTH	LANE	RESULT	REACTION	Fn
1	1378	Brittany BROWN	USA	18 Apr 95	5	11.01 (.005)	Q	0.194
2	839	Dina ASHER-SMITH	GBR	4 Dec 95	6	11.04	Q	0.139
3	725	Jaël BESTUÉ	ESP	24 Sep 00	2	11.28	Q	0.184
4	1273	Veronica Shanti PEREIRA	SGP	20 Sep 96	3	11.33		0.181
5	920	Halle HAZZARD	GRN	4 Feb 99	4	11.34	SB	0.170
6	1303	Salomé KORA	SUI	8 Jun 94	7	12.18		0.130
7	1453	Chloe DAVID	VAN	3 Jun 05	9	12.88		0.178
673		Yunisleydis DE LA C. GARCÍA	CUB	11 Aug 99	8	DQ	TR16.8	

NOTE WA Rule TR16.8 - False start

Heat 3 **7** 20 August 2023 12:24 START TIME 32° C TEMPERATURE 52 % HUMIDITY  -0.4m/s WIND

PLACE	BIB	NAME	COUNTRY	DATE of BIRTH	LANE	RESULT	REACTION	Fn
1	1227	Ewa SWOBODA	POL	26 Jul 97	8	10.98	Q	0.157
2	1388	Tamari DAVIS	USA	15 Feb 03	4	11.06 (.056)	Q	0.137
3	1150	N'Ketia SEEDO	NED	7 Jun 03	5	11.11	Q PB	0.164
4	558	Rani ROSIUS	BEL	25 Apr 00	6	11.18 (.177)	q PB	0.175
5	654	Murielle AHOURE-DEMPS	CIV	23 Aug 87	3	11.29 (.287)		0.161
6	1337	Leah BERTRAND	TTO	26 Jul 02	2	11.32 (.315)		0.154
7	1096	Mudhawi ALSHAMMARI	KUW	25 Apr 98	9	11.93		0.155
8	1097	Silina PHA APHAY	LAO	29 Mar 96	7	12.67		0.192

RESULTS
100 Metres Women - Round 1

Heat 4 7 20 August 2023 12:31 START TIME 32° C TEMPERATURE 52 % HUMIDITY  -1.0m/s WIND

PLACE	BIB	NAME	COUNTRY	DATE OF BIRTH	LANE	RESULT	REACTION	Fn
1	1017	Shericka JACKSON	JAM	16 Jul 94	7	11.06 (.057) Q	0.185	
2	1335	Michelle-Lee AHYE	TTO	10 Apr 92	6	11.16 Q SB	0.143	
3	889	Gina LÜCKENKEMPER	GER	21 Nov 96	4	11.21 Q	0.206	
4	1162	Rosemary CHUKWUMA	NGR	5 Dec 01	3	11.24 q	0.173	
5	686	Olivia FOTOPOULOU	CYP	20 Dec 96	8	11.38 (.377)	0.159	
6	592	Vitoria Cristina ROSA	BRA	12 Jan 96	2	11.57	0.189	
7	635	Natacha NGOYE AKAMABI	CGO	15 Aug 93	5	11.60	0.141	
8	776	Kesaia BOLETAKANAKANDAVU	FIJ	15 Jun 04	9	12.46 PB	0.161	

Heat 5 7 20 August 2023 12:38 START TIME 33° C TEMPERATURE 46 % HUMIDITY  +0.4m/s WIND

PLACE	BIB	NAME	COUNTRY	DATE OF BIRTH	LANE	RESULT	REACTION	Fn
1	1434	Sha'Carri RICHARDSON	USA	25 Mar 00	6	10.92 Q	0.175	
2	1021	Natasha MORRISON	JAM	17 Nov 92	4	11.02 Q	0.179	
3	984	Zaynab DOSSO	ITA	12 Sep 99	5	11.14 (.133) Q NR	0.160	
4	656	Maboundou KONÉ	CIV	16 May 97	9	11.26 (.259)	0.164	
5	1228	Krystsina TSIMANOUSKAYA	POL	19 Nov 96	2	11.32 (.317)	0.188	
6	526	Torrie LEWIS	AUS	8 Jan 05	7	11.45	0.126	
7	1202 Y	Sydney FRANCISCO	PLW	24 May 05	3	13.48 PB	0.183	
852	Imani LANSIQUOT	GBR	17 Dec 97	8	DQ TR*			

NOTE WA Rule TR* - TR16.8 False start - BIB 852 RUNNING UNDER PROTEST (TR 8.4.1)
Y BIB 1202 (Sydney FRANCISCO) - Yellow Card

Heat 6 7 20 August 2023 12:48 START TIME 33° C TEMPERATURE 46 % HUMIDITY  +0.9m/s WIND

PLACE	BIB	NAME	COUNTRY	DATE OF BIRTH	LANE	RESULT	REACTION	Fn
1	657	Marie-Josée TA LOU	CIV	18 Nov 88	6	11.08 (.078) Q	0.171	
2	1012	Shashalee FORBES	JAM	10 May 96	4	11.12 Q	0.201	
3	949	Boglárka TAKÁCS	HUN	28 Aug 01	2	11.18 (.177) Q	0.169	
4	1116	Patrizia VAN DER WEKEN	LUX	12 Nov 99	5	11.38 (.371)	0.145	
5	528	Bree MASTERS	AUS	24 Jun 95	8	11.43 (.424)	0.149	
6	1226	Magdalena STEFANOWICZ	POL	21 Sep 00	9	11.43 (.429)	0.143	
7	1241	Arialis GANDULLA	POR	22 Jun 95	7	11.47	0.173	
8	1286	Jovita ARUNIA	SOL	19 Apr 02	3	13.20 SB	0.226	

Heat 7 7 20 August 2023 12:54 START TIME 33° C TEMPERATURE 45 % HUMIDITY  +0.2m/s WIND

PLACE	BIB	NAME	COUNTRY	DATE OF BIRTH	LANE	RESULT	REACTION	Fn
1	1013	Shelly-Ann FRASER-PRYCE	JAM	27 Dec 86	5	11.01 (.006) Q	0.164	
2	1302	Mujinga KAMBUNDJI	SUI	17 Jun 92	7	11.08 (.075) Q	0.125	
3	1190	Zoe HOBBS	NZL	11 Sep 97	3	11.14 (.135) Q	0.160	
4	1237	Lorène Dorcas BAZOLO	POR	4 May 83	9	11.29 (.282)	0.171	
5	607	Khamica BINGHAM	CAN	15 Jun 94	8	11.29 (.286)	0.148	
6	879	Rebekka HAASE	GER	2 Jan 93	2	11.43 (.424)	0.195	
7	1047	Arisa KIMISHIMA	JPN	23 Dec 95	6	11.73	0.151	
8	1095	Yara Ahmed ABULJADAYEL	KSA	29 Sep 98	4	13.54	0.249	

RESULTS
100 Metres Women - Round 1

ALL-TIME OUTDOOR TOP LIST				2023 OUTDOOR TOP LIST			
RESULT	NAME	VENUE	DATE	RESULT	NAME	VENUE	2023
10.49	Florence GRIFFITH-JOYNER (USA)	Indianapolis, IN (USA)	16 Jul 88	10.65	Shericka JACKSON (JAM)	Kingston (JAM)	7 Jul
10.54	Elaine THOMPSON-HERAH (JAM)	Eugene, OR (USA)	21 Aug 21	10.71	Sha'Carri RICHARDSON (USA)	Eugene, OR (USA)	6 Jul
10.60	Shelly-Ann FRASER-PRYCE (JAM)	Lausanne (SUI)	26 Aug 21	10.75	Marie-Josée TA LOU (CIV)	Oslo (NOR)	15 Jun
10.64	Carmelita JETER (USA)	Shanghai (CHN)	20 Sep 09	10.82	Shelly-Ann FRASER-PRYCE (JAM)	Luzern (SUI)	20 Jul
10.65	Marion JONES (USA)	Johannesburg (RSA)	12 Sep 98	10.83	Julien ALFRED (LCA)	Sacramento, CA (USA)	27 May
10.65	Shericka JACKSON (JAM)	Kingston (JAM)	7 Jul 23	10.85	Dina ASHER-SMITH (GBR)	London (GBR)	23 Jul
10.71	Sha'Carri RICHARDSON (USA)	Eugene, OR (USA)	6 Jul 23	10.86	Aleia HOBBS (USA)	Baton Rouge, LA (USA)	22 Apr
10.72	Marie-Josée TA LOU (CIV)	Monaco (MON)	10 Aug 22	10.89	Tamari DAVIS (USA)	Baton Rouge, LA (USA)	22 Apr
10.73	Christine ARRON (FRA)	Budapest (HUN)	19 Aug 98	10.89	Shawnti JACKSON (USA)	Nashville, TN (USA)	3 Jun
10.74	Merlene OTTEY (JAM)	Milano (ITA)	7 Sep 96	10.90	Brittany BROWN (USA)	Eugene, OR (USA)	7 Jul
10.74	English GARDNER (USA)	Eugene, OR (USA)	3 Jul 16				

RESULTS



200 Metres Women - Final

RECORDS	RESULT	NAME	COUNTRY	AGE	VENUE	DATE
World Record WR	21.34	Florence GRIFFITH-JOYNER	USA	29	Seoul (KOR)	29 Sep 1988
Championships Record CR	21.41	Shericka JACKSON	JAM	29	Budapest	25 Aug 2023
World Leading WL	21.41	Shericka JACKSON	JAM	29	Budapest	25 Aug 2023
Area Record AR		National Record NR		Personal Best PB		Season Best SB

25 August 2023 21:42 START TIME

27° C TEMPERATURE 60 % HUMIDITY

+0.1m/s WIND

PLACE	BIB	NAME	COUNTRY	DATE OF BIRTH	LANE	RESULT	REACTION	Fn
1	1017	Shericka JACKSON	JAM	16 Jul 94	6	21.41	CR	0.161
2	1442	Gabrielle THOMAS	USA	7 Dec 96	8	21.81		0.162
3	1434	Sha'Carri RICHARDSON	USA	25 Mar 00	9	21.92	PB	0.171
4	1104	Julien ALFRED	LCA	10 Jun 01	7	22.05		0.159
5	856	Daryll NEITA	GBR	29 Aug 96	5	22.16	PB	0.148
6	547	Anthonique STRACHAN	BAH	22 Aug 93	3	22.29		0.171
7	839	Dina ASHER-SMITH	GBR	4 Dec 95	4	22.34		0.131
8	657	Marie-Josée TA LOU	CIV	18 Nov 88	2	22.64		0.179

INTERMEDIATE TIMES

100 m 11.05 Shericka JACKSON

ALL-TIME OUTDOOR TOP LIST

RESULT	NAME	VENUE	DATE
21.34	Florence GRIFFITH-JOYNER (USA)	Seoul (KOR)	29 Sep 88
21.41	Shericka JACKSON (JAM)	Budapest	25 Aug 23
21.53	Elaine THOMPSON-HERAH (JAM)	Tokyo (JPN)	3 Aug 21
21.60	Gabrielle THOMAS (USA)	Eugene, OR (USA)	9 Jul 23
21.62	Marion JONES (USA)	Johannesburg (RSA)	11 Sep 98
21.63	Dafne SCHIPPERS (NED)	Beijing (CHN)	28 Aug 15
21.64	Merlene OTTEY (JAM)	Bruxelles (BEL)	13 Sep 91
21.69	Allyson FELIX (USA)	Eugene, OR (USA)	30 Jun 12
21.71	Marita KOCH (GDR)	Karl Marx Stadt (GDR)	10 Jun 79
21.71	Heike DRECHSLER (GDR)	Jena (GDR)	29 Jun 86

2023 OUTDOOR TOP LIST

RESULT	NAME	VENUE	2023
21.41	Shericka JACKSON (JAM)	Budapest	25 Aug
21.60	Gabrielle THOMAS (USA)	Eugene, OR (USA)	9 Jul
21.91	Julien ALFRED (LCA)	Gainesville, FL (USA)	14 Apr
21.92	Sha'Carri RICHARDSON (USA)	Budapest	25 Aug
22.01	Kayla WHITE (USA)	Eugene, OR (USA)	9 Jul
22.02	Tamara CLARK (USA)	Eugene, OR (USA)	9 Jul
22.05	Brittany BROWN (USA)	Luzern (SUI)	20 Jul
22.07	Abby STEINER (USA)	Eugene, OR (USA)	9 Jul
22.09	Latasha SMITH (USA)	Tampa, FL (USA)	14 May
22.15	Anthonique STRACHAN (BAH)	Rabat (MAR)	28 May

RACE ANALYSIS



200 Metres Women - Final

25 August 2023 21:42 START TIME

27° C TEMPERATURE 60 % HUMIDITY

+0.1m/s WIND

1 100 m

1	1017	Shericka JACKSON	JAM	16 Jul 94	21.41 CR
1	11.05	10.36			
	11.05 (1)				
2	1442	Gabrielle THOMAS	USA	7 Dec 96	21.81
1	11.20	10.61			
	11.20 (2)				
3	1434	Sha'Carri RICHARDSON	USA	25 Mar 00	21.92 PB
1	11.30	10.62			
	11.30 (5)				
4	1104	Julien ALFRED	LCA	10 Jun 01	22.05
1	11.26	10.79			
	11.26 (3)				
5	856	Daryll NEITA	GBR	29 Aug 96	22.16 PB
1	11.26	10.90			
	11.26 (3)				
6	547	Anthonique STRACHAN	BAH	22 Aug 93	22.29
1	11.44	10.85			
	11.44 (7)				
7	839	Dina ASHER-SMITH	GBR	4 Dec 95	22.34
8	657	Marie-Josée TA LOU	CIV	18 Nov 88	22.64
1	11.41	11.23			
	11.41 (6)				

RESULT PROGRESSION



200 Metres Women - Final

RECORDS	RESULT	NAME	COUNTRY	AGE	VENUE	DATE
World Record WR	21.34	Florence GRIFFITH-JOYNER	USA	29	Seoul (KOR)	29 Sep 1988
Championships Record CR	21.41	Shericka JACKSON	JAM	29	Budapest	25 Aug 2023
World Leading WL	21.41	Shericka JACKSON	JAM	29	Budapest	25 Aug 2023
Area Record AR		National Record NR		Personal Best PB		Season Best SB

25 August 2023

RANK	BIB	NAME	COUNTRY	DATE of BIRTH	PHASE	HEAT	LANE	PLACE	RESULT	WIND
1	1017	Shericka JACKSON	JAM	16 Jul 94	Final	1	6	1	21.41 CR	+0.1
					Semi-Final	3	7	2	22.00 Q	-0.2
					Round 1	3	4	10	22.51 Q	-0.4
2	1442	Gabrielle THOMAS	USA	7 Dec 96	Final	1	8	2	21.81	+0.1
					Semi-Final	1	8	1	21.97 Q	-0.1
					Round 1	5	8	2	22.26 Q	-1.3
3	1434	Sha'Carri RICHARDSON	USA	25 Mar 00	Final	1	9	3	21.92 PB	+0.1
					Semi-Final	3	8	4	22.20 Q	-0.2
					Round 1	2	6	1	22.16 Q	-0.7
4	1104	Julien ALFRED	LCA	10 Jun 01	Final	1	7	4	22.05	+0.1
					Semi-Final	2	6	3	22.17 Q	-0.2
					Round 1	4	4	4	22.31 Q	-0.4
5	856	Daryll NEITA	GBR	29 Aug 96	Final	1	5	5	22.16 PB	+0.1
					Semi-Final	2	8	5	22.21 Q PB	-0.2
					Round 1	1	7	6	22.39 Q	-0.4
6	547	Anthonique STRACHAN	BAH	22 Aug 93	Final	1	3	6	22.29	+0.1
					Semi-Final	2	7	8	22.30 q	-0.2
					Round 1	1	9	4	22.31 Q	-0.4
7	839	Dina ASHER-SMITH	GBR	4 Dec 95	Final	1	4	7	22.34	+0.1
					Semi-Final	1	6	7	22.28 Q	-0.1
					Round 1	6	8	8	22.46 Q	-0.3
8	657	Marie-Josée TA LOU	CIV	18 Nov 88	Final	1	2	8	22.64	+0.1
					Semi-Final	3	6	6	22.26 q SB	-0.2
					Round 1	2	5	3	22.26 Q SB	-0.7

ALL-TIME OUTDOOR TOP LIST				2023 OUTDOOR TOP LIST			
RESULT	NAME	VENUE	DATE	RESULT	NAME	VENUE	2023
21.34	Florence GRIFFITH-JOYNER (USA)	Seoul (KOR)	29 Sep 88	21.41	Shericka JACKSON (JAM)	Budapest	25 Aug
21.41	Shericka JACKSON (JAM)	Budapest	25 Aug 23	21.60	Gabrielle THOMAS (USA)	Eugene, OR (USA)	9 Jul
21.53	Elaine THOMPSON-HERAH (JAM)	Tokyo (JPN)	3 Aug 21	21.91	Julien ALFRED (LCA)	Gainesville, FL (USA)	14 Apr
21.60	Gabrielle THOMAS (USA)	Eugene, OR (USA)	9 Jul 23	21.92	Sha'Carri RICHARDSON (USA)	Budapest	25 Aug
21.62	Marion JONES (USA)	Johannesburg (RSA)	11 Sep 98	22.01	Kayla WHITE (USA)	Eugene, OR (USA)	9 Jul
21.63	Dafne SCHIPPERS (NED)	Beijing (CHN)	28 Aug 15	22.02	Tamara CLARK (USA)	Eugene, OR (USA)	9 Jul
21.64	Merlene OTTEY (JAM)	Bruxelles (BEL)	13 Sep 91	22.05	Brittany BROWN (USA)	Luzern (SUI)	20 Jul
21.69	Allyson FELIX (USA)	Eugene, OR (USA)	30 Jun 12	22.07	Abby STEINER (USA)	Eugene, OR (USA)	9 Jul
21.71	Marita KOCH (GDR)	Karl Marx Stadt (GDR)	10 Jun 79	22.09	Latasha SMITH (USA)	Tampa, FL (USA)	14 May
21.71	Heike DRECHSLER (GDR)	Jena (GDR)	29 Jun 86	22.15	Anthonique STRACHAN (BAH)	Rabat (MAR)	28 May

SUMMARY



200 Metres Women - Semi-Final

First 2 of each heat (Q) plus 2 fastest times (q) qualify to Final

RECORDS	RESULT	NAME	COUNTRY	AGE	VENUE	DATE
World Record WR	21.34	Florence GRIFFITH-JOYNER	USA	29	Seoul (KOR)	29 Sep 1988
Championships Record CR	21.45	Shericka JACKSON	JAM	28	Eugene, OR (USA)	21 Jul 2022
World Leading WL	21.60	Gabrielle THOMAS	USA	27	Eugene, OR (USA)	9 Jul 2023
Area Record AR		National Record NR		Personal Best PB		Season Best SB

24 August 2023

RANK	PLACE	HEAT	LANE	BIB	NAME	COUNTRY	DATE OF BIRTH	RESULT	WIND
1	1	1	8	1442	Gabrielle THOMAS	USA	7 Dec 96	21.97	Q -0.1
2	1	3	7	1017	Shericka JACKSON	JAM	16 Jul 94	22.00	Q -0.2
3	1	2	6	1104	Julien ALFRED	LCA	10 Jun 01	22.17	Q -0.2
4	2	3	8	1434	Sha'Carri RICHARDSON	USA	25 Mar 00	22.20	Q -0.2
5	2	2	8	856	Daryll NEITA	GBR	29 Aug 96	22.21	Q PB -0.2
6	3	3	6	657	Marie-Josée TA LOU	CIV	18 Nov 88	22.26	q SB -0.2
7	2	1	6	839	Dina ASHER-SMITH	GBR	4 Dec 95	22.28	Q -0.1
8	3	2	7	547	Anthonique STRACHAN	BAH	22 Aug 93	22.30	q -0.2
9	4	2	9	1444	Kayla WHITE	USA	24 Sep 96	22.34 (.332)	-0.2
10	5	2	4	1010	Kevona DAVIS	JAM	20 Dec 01	22.34 (.339)	-0.2
11	4	3	5	870	Bianca WILLIAMS	GBR	18 Dec 93	22.45	PB -0.2
12	3	1	7	1033	Natalliah WHYTE	JAM	9 Aug 97	22.52	-0.1
13	5	3	4	725	Jaël BESTUÉ	ESP	24 Sep 00	22.60	-0.2
14	4	1	9	1141	Tasa JIYA	NED	16 Sep 97	22.67	PB -0.1
15	5	1	4	686	Olivia FOTOPOULOU	CYP	20 Dec 96	22.73 (.728)	-0.1
16	6	1	2	991	Dalia KADDARI	ITA	23 Mar 01	22.75	-0.1
17	6	3	9	1273	Veronica Shanti PEREIRA	SGP	20 Sep 96	22.79	-0.2
18	7	3	2	1165	Favour OFILI	NGR	31 Dec 02	22.86	-0.2
19	6	2	5	655	Jessika GBAI	CIV	29 Dec 98	22.88	-0.2
20	7	2	2	1006	Adaejah HODGE	IVB	13 Mar 06	22.96	-0.2
21	8	3	3	837	Gina BASS	GAM	3 May 95	23.10	-0.2
22	7	1	3	913	Polyniki EMMANOUILIDOU	GRE	30 Jun 03	23.15	-0.1
23	8	2	3	1228	Krystsina TSIMANOUSKAYA	POL	19 Nov 96	23.34	-0.2
			1	5	656	Maboundou KONÉ	CIV	16 May 97	DQ TR17.3.1 -0.1

NOTE WA Rule TR17.3.1 - Lane infringement

ALL-TIME OUTDOOR TOP LIST				2023 OUTDOOR TOP LIST			
RESULT	NAME	VENUE	DATE	RESULT	NAME	VENUE	2023
21.34	Florence GRIFFITH-JOYNER (USA)	Seoul (KOR)	29 Sep 88	21.60	Gabrielle THOMAS (USA)	Eugene, OR (USA)	9 Jul
21.45	Shericka JACKSON (JAM)	Eugene, OR (USA)	21 Jul 22	21.71	Shericka JACKSON (JAM)	Kingston (JAM)	9 Jul
21.53	Elaine THOMPSON-HERAH (JAM)	Tokyo (JPN)	3 Aug 21	21.91	Julien ALFRED (LCA)	Gainesville, FL (USA)	14 Apr
21.60	Gabrielle THOMAS (USA)	Eugene, OR (USA)	9 Jul 23	21.94	Sha'Carri RICHARDSON (USA)	Eugene, OR (USA)	9 Jul
21.62	Marion JONES (USA)	Johannesburg (RSA)	11 Sep 98	22.01	Kayla WHITE (USA)	Eugene, OR (USA)	9 Jul
21.63	Dafne SCHIPPERS (NED)	Beijing (CHN)	28 Aug 15	22.02	Tamara CLARK (USA)	Eugene, OR (USA)	9 Jul
21.64	Merlene OTTEY (JAM)	Bruxelles (BEL)	13 Sep 91	22.05	Brittany BROWN (USA)	Luzern (SUI)	20 Jul
21.69	Allyson FELIX (USA)	Eugene, OR (USA)	30 Jun 12	22.07	Abby STEINER (USA)	Eugene, OR (USA)	9 Jul
21.71	Marita KOCH (GDR)	Karl Marx Stadt (GDR)	10 Jun 79	22.09	Latasha SMITH (USA)	Tampa, FL (USA)	14 May
21.71	Heike DRECHSLER (GDR)	Jena (GDR)	29 Jun 86	22.15	Anthonique STRACHAN (BAH)	Rabat (MAR)	28 May

RACE ANALYSIS



200 Metres Women - Semi-Final

First 2 of each heat (Q) plus 2 fastest times (q) qualify to Final

Heat 1 **3**

24 August 2023 19:45 START TIME

31° C TEMPERATURE 39 % HUMIDITY

 -0.1m/s WIND

1 100 m

1	1442	Gabrielle THOMAS	USA	7 Dec 96	21.97
1	11.31	10.66			
	11.31 (2)				
2	839	Dina ASHER-SMITH	GBR	4 Dec 95	22.28
1	11.22	11.06			
	11.22 (1)				
3	1033	Natalliah WHYTE	JAM	9 Aug 97	22.52
1	11.33	11.19			
	11.33 (3)				
4	1141	Tasa JIYA	NED	16 Sep 97	22.67 ^{PB}
1	11.55	11.12			
	11.55 (6)				
5	686	Olivia FOTOPOULOU	CYP	20 Dec 96	22.73
1	11.46	11.27			
	11.46 (4)				
6	991	Dalia KADDARI	ITA	23 Mar 01	22.75
1	11.61	11.14			
	11.61 (7)				
7	913	Polyniki EMMANOUILIDOU	GRE	30 Jun 03	23.15
1	11.74	11.41			
	11.74 (8)				
	656	Maboundou KONÉ	CIV	16 May 97	DQ TR17.3.1
1	11.51				
	11.51 (5)				

NOTE WA Rule TR17.3.1 - Lane infringement

RACE ANALYSIS



200 Metres Women - Semi-Final

First 2 of each heat (Q) plus 2 fastest times (q) qualify to Final

Heat 2		3		24 August 2023		19:54 START TIME		31° C TEMPERATURE		39 % HUMIDITY		-0.2m/s WIND	
1		100 m											
1	1104	Julien ALFRED		LCA	10 Jun 01	22.17							
1	11.42	10.75											
	11.42 (3)												
2	856	Daryll NEITA		GBR	29 Aug 96	22.21		PB					
3	547	Anthonique STRACHAN		BAH	22 Aug 93	22.30							
1	11.52	10.78											
	11.52 (4)												
4	1444	Kayla WHITE		USA	24 Sep 96	22.34							
1	11.38	10.96											
	11.38 (1)												
5	1010	Kevona DAVIS		JAM	20 Dec 01	22.34							
1	11.38	10.96											
	11.38 (2)												
6	655	Jessika GBAI		CIV	29 Dec 98	22.88							
1	11.63	11.25											
	11.63 (5)												
7	1006	Adeajah HODGE		IVB	13 Mar 06	22.96							
1	11.68	11.28											
	11.68 (6)												
8	1228	Krystsina TSIMANOUSKAYA		POL	19 Nov 96	23.34							
1	11.74	11.60											
	11.74 (7)												

RACE ANALYSIS



200 Metres Women - Semi-Final

First 2 of each heat (Q) plus 2 fastest times (q) qualify to Final

Heat 3 **3**

24 August 2023 20:03 START TIME

28° C TEMPERATURE 49 % HUMIDITY

 -0.2m/s WIND

1 100 m

1	1017	Shericka JACKSON	JAM	16 Jul 94	22.00
1	11.20	10.80			
	11.20 (1)				
2	1434	Sha'Carri RICHARDSON	USA	25 Mar 00	22.20
1	11.39	10.81			
	11.39 (3)				
3	657	Marie-Josée TA LOU	CIV	18 Nov 88	22.26 SB
1	11.31	10.95			
	11.31 (2)				
4	870	Bianca WILLIAMS	GBR	18 Dec 93	22.45 PB
1	11.46	10.99			
	11.46 (4)				
5	725	Jaël BESTUÉ	ESP	24 Sep 00	22.60
1	11.59	11.01			
	11.59 (6)				
6	1273	Veronica Shanti PEREIRA	SGP	20 Sep 96	22.79
1	11.62	11.17			
	11.62 (7)				
7	1165	Favour OFILI	NGR	31 Dec 02	22.86
1	11.54	11.32			
	11.54 (5)				
8	837	Gina BASS	GAM	3 May 95	23.10
1	11.76	11.34			
	11.76 (8)				

RESULTS



200 Metres Women - Semi-Final

First 2 of each heat (Q) plus 2 fastest times (q) qualify to Final

RECORDS	RESULT	NAME	COUNTRY	AGE	VENUE	DATE
World Record WR	21.34	Florence GRIFFITH-JOYNER	USA	29	Seoul (KOR)	29 Sep 1988
Championships Record CR	21.45	Shericka JACKSON	JAM	28	Eugene, OR (USA)	21 Jul 2022
World Leading WL	21.60	Gabrielle THOMAS	USA	27	Eugene, OR (USA)	9 Jul 2023
Area Record AR		National Record NR		Personal Best PB		Season Best SB

Heat 1 **3** 24 August 2023 19:45 START TIME 31° C TEMPERATURE 39 % HUMIDITY -0.1m/s WIND

PLACE	BIB	NAME	COUNTRY	DATE of BIRTH	LANE	RESULT	REACTION	Fn
1	1442	Gabrielle THOMAS	USA	7 Dec 96	8	21.97 Q	0.172	
2	839	Dina ASHER-SMITH	GBR	4 Dec 95	6	22.28 Q	0.126	
3	1033	Natalliah WHYTE	JAM	9 Aug 97	7	22.52	0.154	
4	1141	Tasa JIYA	NED	16 Sep 97	9	22.67 PB	0.159	
5	686	Olivia FOTOPOULOU	CYP	20 Dec 96	4	22.73 (.728)	0.162	
6	991	Dalia KADDARI	ITA	23 Mar 01	2	22.75	0.151	
7	913	Polyniki EMMANOUILIDOU	GRE	30 Jun 03	3	23.15	0.156	
	656	Maboundou KONÉ	CIV	16 May 97	5	DQ TR17.3.1	0.188	

NOTE WA Rule TR17.3.1 - Lane infringement

INTERMEDIATE TIMES

100 m 11.22 Dina ASHER-SMITH

Heat 2 **3** 24 August 2023 19:54 START TIME 31° C TEMPERATURE 39 % HUMIDITY -0.2m/s WIND

PLACE	BIB	NAME	COUNTRY	DATE of BIRTH	LANE	RESULT	REACTION	Fn
1	1104	Julien ALFRED	LCA	10 Jun 01	6	22.17 Q	0.159	
2	856	Daryll NEITA	GBR	29 Aug 96	8	22.21 Q PB	0.162	
3	547	Anthonique STRACHAN	BAH	22 Aug 93	7	22.30 q	0.159	
4	1444	Kayla WHITE	USA	24 Sep 96	9	22.34 (.332)	0.145	
5	1010	Kevona DAVIS	JAM	20 Dec 01	4	22.34 (.339)	0.153	
6	655	Jessika GBAI	CIV	29 Dec 98	5	22.88	0.201	
7	1006	Adaejah HODGE	IVB	13 Mar 06	2	22.96	0.154	
8	1228	Krystsina TSIMANOUSKAYA	POL	19 Nov 96	3	23.34	0.199	

INTERMEDIATE TIMES

100 m 11.38 Kayla WHITE

Heat 3 **3** 24 August 2023 20:03 START TIME 28° C TEMPERATURE 49 % HUMIDITY -0.2m/s WIND

PLACE	BIB	NAME	COUNTRY	DATE of BIRTH	LANE	RESULT	REACTION	Fn
1	1017	Shericka JACKSON	JAM	16 Jul 94	7	22.00 Q	0.187	
2	1434	Sha'Carri RICHARDSON	USA	25 Mar 00	8	22.20 Q	0.158	
3	657	Marie-Josée TA LOU	CIV	18 Nov 88	6	22.26 q SB	0.157	
4	870	Bianca WILLIAMS	GBR	18 Dec 93	5	22.45 PB	0.156	
5	725	Jaël BESTUÉ	ESP	24 Sep 00	4	22.60	0.165	
6	1273	Veronica Shanti PEREIRA	SGP	20 Sep 96	9	22.79	0.174	
7	1165	Favour OFILI	NGR	31 Dec 02	2	22.86	0.149	
8	837	Gina BASS	GAM	3 May 95	3	23.10	0.141	

INTERMEDIATE TIMES

100 m 11.20 Shericka JACKSON

RESULTS
200 Metres Women - Semi-Final

ALL-TIME OUTDOOR TOP LIST				2023 OUTDOOR TOP LIST			
RESULT	NAME	VENUE	DATE	RESULT	NAME	VENUE	2023
21.34	Florence GRIFFITH-JOYNER (USA)	Seoul (KOR)	29 Sep 88	21.60	Gabrielle THOMAS (USA)	Eugene, OR (USA)	9 Jul
21.45	Shericka JACKSON (JAM)	Eugene, OR (USA)	21 Jul 22	21.71	Shericka JACKSON (JAM)	Kingston (JAM)	9 Jul
21.53	Elaine THOMPSON-HERAH (JAM)	Tokyo (JPN)	3 Aug 21	21.91	Julien ALFRED (LCA)	Gainesville, FL (USA)	14 Apr
21.60	Gabrielle THOMAS (USA)	Eugene, OR (USA)	9 Jul 23	21.94	Sha'Carri RICHARDSON (USA)	Eugene, OR (USA)	9 Jul
21.62	Marion JONES (USA)	Johannesburg (RSA)	11 Sep 98	22.01	Kayla WHITE (USA)	Eugene, OR (USA)	9 Jul
21.63	Dafne SCHIPPERS (NED)	Beijing (CHN)	28 Aug 15	22.02	Tamara CLARK (USA)	Eugene, OR (USA)	9 Jul
21.64	Merlene OTTEY (JAM)	Bruxelles (BEL)	13 Sep 91	22.05	Brittany BROWN (USA)	Luzern (SUI)	20 Jul
21.69	Allyson FELIX (USA)	Eugene, OR (USA)	30 Jun 12	22.07	Abby STEINER (USA)	Eugene, OR (USA)	9 Jul
21.71	Marita KOCH (GDR)	Karl Marx Stadt (GDR)	10 Jun 79	22.09	Latasha SMITH (USA)	Tampa, FL (USA)	14 May
21.71	Heike DRECHSLER (GDR)	Jena (GDR)	29 Jun 86	22.15	Anthonique STRACHAN (BAH)	Rabat (MAR)	28 May

SUMMARY



200 Metres Women - Round 1

First 3 of each heat (Q) plus 6 fastest times (q) qualify to Semi-Final

RECORDS	RESULT	NAME	COUNTRY	AGE	VENUE	DATE
World Record WR	21.34	Florence GRIFFITH-JOYNER	USA	29	Seoul (KOR)	29 Sep 1988
Championships Record CR	21.45	Shericka JACKSON	JAM	28	Eugene, OR (USA)	21 Jul 2022
World Leading WL	21.60	Gabrielle THOMAS	USA	27	Eugene, OR (USA)	9 Jul 2023
Area Record AR		National Record NR		Personal Best PB		Season Best SB

23 August 2023

RANK	PLACE	HEAT	LANE	BIB	NAME	COUNTRY	DATE of BIRTH	RESULT	WIND
1	1	2	6	1434	Sha'Carri RICHARDSON	USA	25 Mar 00	22.16	Q -0.7
2	1	5	8	1442	Gabrielle THOMAS	USA	7 Dec 96	22.26 (.251)	Q -1.3
3	2	2	5	657	Marie-Josée TA LOU	CIV	18 Nov 88	22.26 (.255)	Q SB -0.7
4	1	1	9	547	Anthonique STRACHAN	BAH	22 Aug 93	22.31 (.309)	Q -0.4
4	1	4	4	1104	Julien ALFRED	LCA	10 Jun 01	22.31 (.309)	Q -0.4
6	2	1	7	856	Daryll NEITA	GBR	29 Aug 96	22.39	Q -0.4
7	2	4	8	1033	Natalliah WHYTE	JAM	9 Aug 97	22.44	Q -0.4
8	1	6	8	839	Dina ASHER-SMITH	GBR	4 Dec 95	22.46	Q -0.3
9	2	5	3	1010	Kevona DAVIS	JAM	20 Dec 01	22.49	Q -1.3
10	1	3	4	1017	Shericka JACKSON	JAM	16 Jul 94	22.51	Q -0.4
11	2	6	9	656	Maboundou KONÉ	CIV	16 May 97	22.55	Q -0.3
12	2	3	8	1273	Veronica Shanti PEREIRA	SGP	20 Sep 96	22.57	Q NR -0.4
13	3	1	3	725	Jaël BESTUÉ	ESP	24 Sep 00	22.58	Q -0.4
14	3	6	4	1444	Kayla WHITE	USA	24 Sep 96	22.62	Q -0.3
15	3	2	3	686	Olivia FOTOPOULOU	CYP	20 Dec 96	22.65	Q PB -0.7
16	4	1	5	1165	Favour OFILI	NGR	31 Dec 02	22.66	q -0.4
17	4	6	6	991	Dalia KADDARI	ITA	23 Mar 01	22.67 (.663)	q SB -0.3
18	3	4	7	870	Bianca WILLIAMS	GBR	18 Dec 93	22.67 (.666)	Q -0.4
19	3	3	5	655	Jessika GBAI	CIV	29 Dec 98	22.78	Q -0.4
20	4	3	6	1006	Adaejah HODGE	IVB	13 Mar 06	22.82	q -0.4
21	5	6	7	1228	Krystsina TSIMANOUSKAYA	POL	19 Nov 96	22.88	q -0.3
22	3	5	4	1141	Tasa JIYA	NED	16 Sep 97	22.97	Q -1.3
23	4	2	7	913	Polyniki EMMANOUILIDOU	GRE	30 Jun 03	23.00	q -0.7
24	4	4	3	837	Gina BASS	GAM	3 May 95	23.02	q -0.4
25	5	2	8	1020	Ashanti MOORE	JAM	7 Nov 00	23.12	-0.7
26	6	2	2	1237	Lorène Dorcas BAZOLO	POR	4 May 83	23.13	-0.7
27	5	1	8	1308	Léonie POINTET	SUI	17 Feb 01	23.16	PB -0.4
28	6	1	6	673	Yunisleydis DE LA C. GARCÍA	CUB	11 Aug 99	23.22	-0.4
29	4	5	2	949	Boglárka TAKÁCS	HUN	28 Aug 01	23.24	-1.3
30	5	5	6	1129	Cecilia TAMAYO-GARZA	MEX	4 Mar 97	23.25	-1.3
31	6	5	7	1213	Martyna KOTWIŁA	POL	13 Jan 99	23.34	-1.3
32	5	4	2	1191	Georgia HULLS	NZL	27 Aug 99	23.36	-0.4
33	5	3	3	538	Susanne GOGL-WALLI	AUT	5 May 96	23.38	-0.4
34	7	1	2	573	Ana Carolina AZEVEDO	BRA	19 May 98	23.45	-0.4
35	6	3	7	945	Alexa SULYÁN	HUN	17 Apr 05	23.47	-0.4
36	8	1	4	795	Aino PULKKINEN	FIN	2 Feb 98	23.48	-0.4
37	6	6	5	1058	Remi TSURUTA	JPN	18 Apr 97	23.49	-0.3
38	7	3	2	716	Nicole CAICEDO	ECU	2 Sep 00	23.51	-0.4
39	7	2	4	786	Anniina KORTETMAA	FIN	9 Jan 95	23.52	-0.7
40	6	4	6	1320	Julia HENRIKSSON	SWE	11 Jul 00	23.55	-0.4

SUMMARY
200 Metres Women - Round 1

23 August 2023

RANK	PLACE	HEAT	LANE	BIB	NAME	COUNTRY	DATE of BIRTH	RESULT	WIND
41	7	5	5	1181	Christine Bjelland JENSEN	NOR	16 Jun 94	23.62	-1.3
42	8	2	9	1293	Gorete SEMEDO	STP	5 Oct 96	23.69	SB -0.7
43	7	6	3	1459	Rhoda NJOBVU	ZAM	29 Jan 94	23.82	-0.3
44	8	6	2	592	Vitoria Cristina ROSA	BRA	12 Jan 96	23.86	-0.3
		4	5	512	Ella CONNOLLY	AUS	13 Jul 00	DNS	-0.4

ALL-TIME OUTDOOR TOP LIST				2023 OUTDOOR TOP LIST			
RESULT	NAME	VENUE	DATE	RESULT	NAME	VENUE	2023
21.34	Florence GRIFFITH-JOYNER (USA)	Seoul (KOR)	29 Sep 88	21.60	Gabrielle THOMAS (USA)	Eugene, OR (USA)	9 Jul
21.45	Shericka JACKSON (JAM)	Eugene, OR (USA)	21 Jul 22	21.71	Shericka JACKSON (JAM)	Kingston (JAM)	9 Jul
21.53	Elaine THOMPSON-HERAH (JAM)	Tokyo (JPN)	3 Aug 21	21.91	Julien ALFRED (LCA)	Gainesville, FL (USA)	14 Apr
21.60	Gabrielle THOMAS (USA)	Eugene, OR (USA)	9 Jul 23	21.94	Sha'Carri RICHARDSON (USA)	Eugene, OR (USA)	9 Jul
21.62	Marion JONES (USA)	Johannesburg (RSA)	11 Sep 98	22.01	Kayla WHITE (USA)	Eugene, OR (USA)	9 Jul
21.63	Dafne SCHIPPERS (NED)	Beijing (CHN)	28 Aug 15	22.02	Tamara CLARK (USA)	Eugene, OR (USA)	9 Jul
21.64	Merlene OTTEY (JAM)	Bruxelles (BEL)	13 Sep 91	22.05	Brittany BROWN (USA)	Luzern (SUI)	20 Jul
21.69	Allyson FELIX (USA)	Eugene, OR (USA)	30 Jun 12	22.07	Abby STEINER (USA)	Eugene, OR (USA)	9 Jul
21.71	Marita KOCH (GDR)	Karl Marx Stadt (GDR)	10 Jun 79	22.09	Latasha SMITH (USA)	Tampa, FL (USA)	14 May
21.71	Heike DRECHSLER (GDR)	Jena (GDR)	29 Jun 86	22.15	Anthonique STRACHAN (BAH)	Rabat (MAR)	28 May

RACE ANALYSIS



200 Metres Women - Round 1

First 3 of each heat (Q) plus 6 fastest times (q) qualify to Semi-Final

Heat 1

6

23 August 2023

11:20 START TIME

33° C TEMPERATURE 52 % HUMIDITY

-0.4m/s WIND

1 100 m

1	547	Anthonique STRACHAN	BAH	22 Aug 93	22.31
1	11.50	10.81			
	11.50 (2)				
2	856	Daryll NEITA	GBR	29 Aug 96	22.39
1	11.41	10.98			
	11.41 (1)				
3	725	Jaël BESTUÉ	ESP	24 Sep 00	22.58
1	11.61	10.97			
	11.61 (3)				
4	1165	Favour OFILI	NGR	31 Dec 02	22.66
1	11.63	11.03			
	11.63 (4)				
5	1308	Léonie POINTET	SUI	17 Feb 01	23.16 ^{PB}
1	11.83	11.33			
	11.83 (7)				
6	673	Yunisleydis DE LA C. GARCÍA	CUB	11 Aug 99	23.22
1	11.67	11.55			
	11.67 (5)				
7	573	Ana Carolina AZEVEDO	BRA	19 May 98	23.45
1	11.75	11.70			
	11.75 (6)				
8	795	Aino PULKKINEN	FIN	2 Feb 98	23.48
1	11.91	11.57			
	11.91 (8)				

RACE ANALYSIS



200 Metres Women - Round 1

First 3 of each heat (Q) plus 6 fastest times (q) qualify to Semi-Final

Heat 2		6		23 August 2023		11:27 START TIME		33° C TEMPERATURE		52 % HUMIDITY		-0.7m/s WIND	
1 100 m													
1		1434		Sha'Carri RICHARDSON		USA		25 Mar 00		22.16			
1		11.35		10.81									
		11.35 (1)											
2		657		Marie-Josée TA LOU		CIV		18 Nov 88		22.26		SB	
1		11.41		10.85									
		11.41 (3)											
3		686		Olivia FOTOPOULOU		CYP		20 Dec 96		22.65		PB	
1		11.36		11.29									
		11.36 (2)											
4		913		Polyniki EMMANOUILIDOU		GRE		30 Jun 03		23.00			
1		11.71		11.29									
		11.71 (5)											
5		1020		Ashanti MOORE		JAM		7 Nov 00		23.12			
1		11.75		11.37									
		11.75 (6)											
6		1237		Lorène Dorcas BAZOLO		POR		4 May 83		23.13			
1		11.64		11.49									
		11.64 (4)											
7		786		Anniina KORTETMAA		FIN		9 Jan 95		23.52			
1		11.82		11.70									
		11.82 (7)											
8		1293		Gorete SEMEDO		STP		5 Oct 96		23.69		SB	
1		12.02		11.67									
		12.02 (8)											

RACE ANALYSIS



200 Metres Women - Round 1

First 3 of each heat (Q) plus 6 fastest times (q) qualify to Semi-Final

Heat 3 **6**

23 August 2023 11:34 START TIME

33° C TEMPERATURE 52 % HUMIDITY

 -0.4m/s WIND

1 100 m

1	1017	Shericka JACKSON	JAM	16 Jul 94	22.51
1	11.41	11.10			
	11.41 (1)				
2	1273	Veronica Shanti PEREIRA	SGP	20 Sep 96	22.57 NR
1	11.64	10.93			
	11.64 (2)				
3	655	Jessika GBAI	CIV	29 Dec 98	22.78
1	11.82	10.96			
	11.82 (4)				
4	1006	Adaejah HODGE	IVB	13 Mar 06	22.82
1	11.66	11.16			
	11.66 (3)				
5	538	Susanne GOGL-WALLI	AUT	5 May 96	23.38
1	12.06	11.32			
	12.06 (7)				
6	945	Alexa SULYÁN	HUN	17 Apr 05	23.47
1	11.87	11.60			
	11.87 (5)				
7	716	Nicole CAICEDO	ECU	2 Sep 00	23.51
1	11.98	11.53			
	11.98 (6)				

RACE ANALYSIS



200 Metres Women - Round 1

First 3 of each heat (Q) plus 6 fastest times (q) qualify to Semi-Final

Heat 4		23 August 2023		11:41 START TIME		34° C TEMPERATURE		50 % HUMIDITY		-0.4m/s WIND	
1 100 m											
1		1104		Julien ALFRED		LCA		10 Jun 01		22.31	
1		11.62		10.69							
		11.62 (2)									
2		1033		Natalliah WHYTE		JAM		9 Aug 97		22.44	
1		11.59		10.85							
		11.59 (1)									
3		870		Bianca WILLIAMS		GBR		18 Dec 93		22.67	
1		11.62		11.05							
		11.62 (3)									
4		837		Gina BASS		GAM		3 May 95		23.02	
1		11.83		11.19							
		11.83 (4)									
5		1191		Georgia HULLS		NZL		27 Aug 99		23.36	
1		11.88		11.48							
		11.88 (5)									
6		1320		Julia HENRIKSSON		SWE		11 Jul 00		23.55	
1		11.91		11.64							
		11.91 (6)									
512				Ella CONNOLLY		AUS		13 Jul 00		DNS	

RACE ANALYSIS



200 Metres Women - Round 1

First 3 of each heat (Q) plus 6 fastest times (q) qualify to Semi-Final

Heat 5 **6**

23 August 2023 11:48 START TIME

34° C TEMPERATURE 50 % HUMIDITY

 -1.3m/s WIND

1 100 m

1	1442	Gabrielle THOMAS	USA	7 Dec 96	22.26
1	11.47	10.79			
	11.47 (2)				
2	1010	Kevona DAVIS	JAM	20 Dec 01	22.49
1	11.42	11.07			
	11.42 (1)				
3	1141	Tasa JIYA	NED	16 Sep 97	22.97
1	11.59	11.38			
	11.59 (3)				
4	949	Boglárka TAKÁCS	HUN	28 Aug 01	23.24
1	11.68	11.56			
	11.68 (4)				
5	1129	Cecilia TAMAYO-GARZA	MEX	4 Mar 97	23.25
1	12.81	10.44			
	12.81 (6)				
6	1213	Martyna KOTWIŁA	POL	13 Jan 99	23.34
1	14.35	8.99			
	14.35 (7)				
7	1181	Christine Bjelland JENSEN	NOR	16 Jun 94	23.62
1	11.93	11.69			
	11.93 (5)				

RACE ANALYSIS



200 Metres Women - Round 1

First 3 of each heat (Q) plus 6 fastest times (q) qualify to Semi-Final

Heat 6		23 August 2023	11:55 START TIME	34° C TEMPERATURE	49 % HUMIDITY	-0.3m/s WIND
1 100 m						
1	839	Dina ASHER-SMITH	GBR	4 Dec 95	22.46	
1	11.42	11.04				
	11.42 (1)					
2	656	Maboundou KONÉ	CIV	16 May 97	22.55	
1	11.60	10.95				
	11.60 (4)					
3	1444	Kayla WHITE	USA	24 Sep 96	22.62	
1	11.54	11.08				
	11.54 (2)					
4	991	Dalia KADDARI	ITA	23 Mar 01	22.67	SB
1	11.61	11.06				
	11.61 (5)					
5	1228	Krystsina TSIMANOUSKAYA	POL	19 Nov 96	22.88	
1	11.58	11.30				
	11.58 (3)					
6	1058	Remi TSURUTA	JPN	18 Apr 97	23.49	
1	12.06	11.43				
	12.06 (6)					
7	1459	Rhoda NJOBVU	ZAM	29 Jan 94	23.82	
1	12.06	11.76				
	12.06 (7)					
8	592	Vitoria Cristina ROSA	BRA	12 Jan 96	23.86	
1	12.21	11.65				
	12.21 (8)					

RESULTS



200 Metres Women - Round 1

First 3 of each heat (Q) plus 6 fastest times (q) qualify to Semi-Final

RECORDS	RESULT	NAME	COUNTRY	AGE	VENUE	DATE
World Record WR	21.34	Florence GRIFFITH-JOYNER	USA	29	Seoul (KOR)	29 Sep 1988
Championships Record CR	21.45	Shericka JACKSON	JAM	28	Eugene, OR (USA)	21 Jul 2022
World Leading WL	21.60	Gabrielle THOMAS	USA	27	Eugene, OR (USA)	9 Jul 2023
Area Record AR		National Record NR		Personal Best PB		Season Best SB

Heat 1 **6** 23 August 2023 11:20 START TIME 33° C TEMPERATURE 52 % HUMIDITY -0.4m/s WIND

PLACE	BIB	NAME	COUNTRY	DATE of BIRTH	LANE	RESULT	REACTION	Fn
1	547	Anthonique STRACHAN	BAH	22 Aug 93	9	22.31 (.309) Q	0.169	
2	856	Daryll NEITA	GBR	29 Aug 96	7	22.39 Q	0.161	
3	725	Jaël BESTUÉ	ESP	24 Sep 00	3	22.58 Q	0.154	
4	1165	Favour OFILI	NGR	31 Dec 02	5	22.66 q	0.162	
5	1308	Léonie POINTET	SUI	17 Feb 01	8	23.16 PB	0.147	
6	673	Yunisleydis DE LA C. GARCÍA	CUB	11 Aug 99	6	23.22	0.161	
7	573	Ana Carolina AZEVEDO	BRA	19 May 98	2	23.45	0.182	
8	795	Aino PULKKINEN	FIN	2 Feb 98	4	23.48	0.146	

INTERMEDIATE TIMES

100 m 11.41 Daryll NEITA

Heat 2 **6** 23 August 2023 11:27 START TIME 33° C TEMPERATURE 52 % HUMIDITY -0.7m/s WIND

PLACE	BIB	NAME	COUNTRY	DATE of BIRTH	LANE	RESULT	REACTION	Fn
1	1434	Sha'Carri RICHARDSON	USA	25 Mar 00	6	22.16 Q	0.168	
2	657	Marie-Josée TA LOU	CIV	18 Nov 88	5	22.26 (.255) Q SB	0.173	
3	686	Olivia FOTOPOULOU	CYP	20 Dec 96	3	22.65 Q PB	0.148	
4	913	Polyniki EMMANOUILIDOU	GRE	30 Jun 03	7	23.00 q	0.163	
5	1020	Ashanti MOORE	JAM	7 Nov 00	8	23.12	0.149	
6	1237	Lorène Dorcas BAZOLO	POR	4 May 83	2	23.13	0.163	
7	786	Anniina KORTETMAA	FIN	9 Jan 95	4	23.52	0.154	
8	1293	Gorete SEMEDO	STP	5 Oct 96	9	23.69 SB	0.239	

INTERMEDIATE TIMES

100 m 11.35 Sha'Carri RICHARDSON

Heat 3 **6** 23 August 2023 11:34 START TIME 33° C TEMPERATURE 52 % HUMIDITY -0.4m/s WIND

PLACE	BIB	NAME	COUNTRY	DATE of BIRTH	LANE	RESULT	REACTION	Fn
1	1017	Shericka JACKSON	JAM	16 Jul 94	4	22.51 Q	0.191	
2	1273	Veronica Shanti PEREIRA	SGP	20 Sep 96	8	22.57 Q NR	0.187	
3	655	Jessika GBAI	CIV	29 Dec 98	5	22.78 Q	0.198	
4	1006	Adaejah HODGE	IVB	13 Mar 06	6	22.82 q	0.151	
5	538	Susanne GOGL-WALLI	AUT	5 May 96	3	23.38	0.167	
6	945	Alexa SULYÁN	HUN	17 Apr 05	7	23.47	0.163	
7	716	Nicole CAICEDO	ECU	2 Sep 00	2	23.51	0.232	

INTERMEDIATE TIMES

100 m 11.41 Shericka JACKSON

RESULTS
200 Metres Women - Round 1

Heat 4 **6**

23 August 2023 11:41 START TIME 34° C TEMPERATURE 50 % HUMIDITY

 -0.4m/s WIND

PLACE	BIB	NAME	COUNTRY	DATE OF BIRTH	LANE	RESULT	REACTION	Fn
1	1104	Julien ALFRED	LCA	10 Jun 01	4	22.31 (.309) Q	0.174	
2	1033	Natalliah WHYTE	JAM	9 Aug 97	8	22.44 Q	0.148	
3	870	Bianca WILLIAMS	GBR	18 Dec 93	7	22.67 (.666) Q	0.167	
4	837	Gina BASS	GAM	3 May 95	3	23.02 q	0.155	
5	1191	Georgia HULLS	NZL	27 Aug 99	2	23.36	0.148	
6	1320	Julia HENRIKSSON	SWE	11 Jul 00	6	23.55	0.138	
	512	Ella CONNOLLY	AUS	13 Jul 00	5	DNS		

INTERMEDIATE TIMES

100 m 11.59 Natalliah WHYTE

Heat 5 **6**

23 August 2023 11:48 START TIME 34° C TEMPERATURE 50 % HUMIDITY

 -1.3m/s WIND

PLACE	BIB	NAME	COUNTRY	DATE OF BIRTH	LANE	RESULT	REACTION	Fn
1	1442	Gabrielle THOMAS	USA	7 Dec 96	8	22.26 (.251) Q	0.168	
2	1010	Kevona DAVIS	JAM	20 Dec 01	3	22.49 Q	0.152	
3	1141	Tasa JIYA	NED	16 Sep 97	4	22.97 Q	0.162	
4	949	Boglárka TAKÁCS	HUN	28 Aug 01	2	23.24	0.169	
5	1129	Cecilia TAMAYO-GARZA	MEX	4 Mar 97	6	23.25	0.155	
6	1213	Martyna KOTWIŁA	POL	13 Jan 99	7	23.34	0.153	
7	1181	Christine Bjelland JENSEN	NOR	16 Jun 94	5	23.62	0.181	

INTERMEDIATE TIMES

100 m 11.42 Kevona DAVIS

Heat 6 **6**

23 August 2023 11:55 START TIME 34° C TEMPERATURE 49 % HUMIDITY

 -0.3m/s WIND

PLACE	BIB	NAME	COUNTRY	DATE OF BIRTH	LANE	RESULT	REACTION	Fn
1	839	Dina ASHER-SMITH	GBR	4 Dec 95	8	22.46 Q	0.157	
2	656	Maboundou KONÉ	CIV	16 May 97	9	22.55 Q	0.182	
3	1444	Kayla WHITE	USA	24 Sep 96	4	22.62 Q	0.144	
4	991	Dalia KADDARI	ITA	23 Mar 01	6	22.67 (.663) q SB	0.156	
5	1228	Krystsina TSIMANOUSKAYA	POL	19 Nov 96	7	22.88 q	0.167	
6	1058	Remi TSURUTA	JPN	18 Apr 97	5	23.49	0.157	
7	1459	Rhoda NJOBVU	ZAM	29 Jan 94	3	23.82	0.180	
8	592	Vitoria Cristina ROSA	BRA	12 Jan 96	2	23.86	0.164	

INTERMEDIATE TIMES

100 m 11.42 Dina ASHER-SMITH

ALL-TIME OUTDOOR TOP LIST

RESULT	NAME	VENUE	DATE
21.34	Florence GRIFFITH-JOYNER (USA)	Seoul (KOR)	29 Sep 88
21.45	Shericka JACKSON (JAM)	Eugene, OR (USA)	21 Jul 22
21.53	Elaine THOMPSON-HERAH (JAM)	Tokyo (JPN)	3 Aug 21
21.60	Gabrielle THOMAS (USA)	Eugene, OR (USA)	9 Jul 23
21.62	Marion JONES (USA)	Johannesburg (RSA)	11 Sep 98
21.63	Dafne SCHIPPERS (NED)	Beijing (CHN)	28 Aug 15
21.64	Merlene OTTEY (JAM)	Bruxelles (BEL)	13 Sep 91
21.69	Allyson FELIX (USA)	Eugene, OR (USA)	30 Jun 12
21.71	Marita KOCH (GDR)	Karl Marx Stadt (GDR)	10 Jun 79
21.71	Heike DRECHSLER (GDR)	Jena (GDR)	29 Jun 86

2023 OUTDOOR TOP LIST

RESULT	NAME	VENUE	2023
21.60	Gabrielle THOMAS (USA)	Eugene, OR (USA)	9 Jul
21.71	Shericka JACKSON (JAM)	Kingston (JAM)	9 Jul
21.91	Julien ALFRED (LCA)	Gainesville, FL (USA)	14 Apr
21.94	Sha'Carri RICHARDSON (USA)	Eugene, OR (USA)	9 Jul
22.01	Kayla WHITE (USA)	Eugene, OR (USA)	9 Jul
22.02	Tamara CLARK (USA)	Eugene, OR (USA)	9 Jul
22.05	Brittany BROWN (USA)	Luzern (SUI)	20 Jul
22.07	Abby STEINER (USA)	Eugene, OR (USA)	9 Jul
22.09	Latasha SMITH (USA)	Tampa, FL (USA)	14 May
22.15	Anthonique STRACHAN (BAH)	Rabat (MAR)	28 May

RESULTS



400 Metres Women - Final

RECORDS	RESULT	NAME	COUNTRY	AGE	VENUE	DATE
World Record WR	47.60	Marita KOCH	GDR	28	Canberra (AUS)	6 Oct 1985
Championships Record CR	47.99	Jarmila KRATOCHVÍLOVÁ	TCH	32	Helsinki (FIN)	10 Aug 1983
World Leading WL	48.74	Sydney MCLAUGHLIN-LEVRONE	USA	24	Eugene, OR (USA)	8 Jul 2023
Area Record AR		National Record NR		Personal Best PB		Season Best SB

23 August 2023 21:35 START TIME 27° C TEMPERATURE 60 % HUMIDITY

PLACE	BIB	NAME	COUNTRY	DATE of BIRTH	LANE	RESULT	REACTION	Fn
1	711	Marileidy PAULINO	DOM	25 Oct 96	7	48.76	NR	0.200
2	1207	Natalia KACZMAREK	POL	17 Jan 98	6	49.57		0.168
3	549	Sada WILLIAMS	BAR	1 Dec 97	8	49.60		0.183
4	959	Rhasidat ADELEKE	IRL	29 Aug 02	4	50.13		0.181
5	552	Cynthia BOLINGO	BEL	12 Jan 93	2	50.33	[.323]	0.190
6	1142	Lieke KLAVER	NED	20 Aug 98	5	50.33	[.324]	0.145
7	1019	Candice MCLEOD	JAM	15 Nov 96	3	51.08		0.167
8	1390	Talitha DIGGS	USA	22 Aug 02	9	51.25		0.167

ALL-TIME OUTDOOR TOP LIST				2023 OUTDOOR TOP LIST			
RESULT	NAME	VENUE	DATE	RESULT	NAME	VENUE	2023
47.60	Marita KOCH (GDR)	Canberra (AUS)	6 Oct 85	48.74	Sydney MCLAUGHLIN-LEVRONE (USA)	Eugene, OR (USA)	8 Jul
47.99	Jarmila KRATOCHVÍLOVÁ (TCH)	Helsinki (FIN)	10 Aug 83	48.76	Marileidy PAULINO (DOM)	Budapest	23 Aug
48.14	Salwa Eid NASER (BRN)	Doha (QAT)	3 Oct 19	49.13	Britton WILSON (USA)	Baton Rouge, LA (USA)	13 May
48.25	Marie-José PÉREC (FRA)	Atlanta, GA (USA)	29 Jul 96	49.20	Rhasidat ADELEKE (IRL)	Austin, TX (USA)	10 Jun
48.27	Olga BRYZGINA (URS)	Canberra (AUS)	6 Oct 85	49.48	Natalia KACZMAREK (POL)	Chorzów (POL)	16 Jul
48.36	Shaunae MILLER-UIBO (BAH)	Tokyo (JPN)	6 Aug 21	49.58	Sada WILLIAMS (BAR)	Budapest	21 Aug
48.59	Tat'ána KOCEMBOVÁ (TCH)	Helsinki (FIN)	10 Aug 83	49.68	Gabrielle THOMAS (USA)	Austin, TX (USA)	29 Apr
48.63	Cathy FREEMAN (AUS)	Atlanta, GA (USA)	29 Jul 96	49.68	Shamier LITTLE (USA)	Monaco (MON)	21 Jul
48.70	Sanya RICHARDS-ROSS (USA)	Athina (GRE)	16 Sep 06	49.78	Salwa Eid NASER (BRN)	Huelva (ESP)	6 Jun
48.74	Sydney MCLAUGHLIN-LEVRONE (USA)	gene, OR (USA)	8 Jul 23	49.81	Lieke KLAVER (NED)	Chorzów (POL)	16 Jul

RACE ANALYSIS



400 Metres Women - Final

23 August 2023 21:35 START TIME 27° C TEMPERATURE 60 % HUMIDITY

1 100 m 2 200 m 3 300 m

Rank	100 m	200 m	300 m	Total	Name	Country	Date	Time
1	12.28 (5)	23.36 (3)	35.34 (1)	13.42	Marileidy PAULINO	DOM	25 Oct 96	48.76 NR
2	12.30 (6)	23.46 (4)	35.92 (5)	13.65	Natalia KACZMAREK	POL	17 Jan 98	49.57
3	12.08 (2)	23.49 (5)	35.90 (3)	13.70	Sada WILLIAMS	BAR	1 Dec 97	49.60
4	12.22 (4)	23.54 (6)	35.90 (4)	14.23	Rhasidat ADELEKE	IRL	29 Aug 02	50.13
5	12.19 (3)	23.66 (7)	36.30 (6)	14.03	Cynthia BOLINGO	BEL	12 Jan 93	50.33
6	11.96 (1)	23.06 (2)	35.61 (2)	14.72	Lieke KLAVER	NED	20 Aug 98	50.33
7	12.36 (7)	22.63 (1)	36.40 (7)	14.68	Candice MCLEOD	JAM	15 Nov 96	51.08
8					Talitha DIGGS	USA	22 Aug 02	51.25

RESULT PROGRESSION



400 Metres Women - Final

RECORDS	RESULT	NAME	COUNTRY	AGE	VENUE	DATE
World Record WR	47.60	Marita KOCH	GDR	28	Canberra (AUS)	6 Oct 1985
Championships Record CR	47.99	Jarmila KRATOCHVÍLOVÁ	TCH	32	Helsinki (FIN)	10 Aug 1983
World Leading WL	48.74	Sydney MCLAUGHLIN-LEVRONE	USA	24	Eugene, OR (USA)	8 Jul 2023
Area Record AR		National Record NR		Personal Best PB		Season Best SB

23 August 2023

RANK	BIB	NAME	COUNTRY	DATE of BIRTH	PHASE	HEAT	LANE	PLACE	RESULT	
1	711	Marileidy PAULINO	DOM	25 Oct 96	Final	1	7	1	48.76	NR
					Semi-Final	1	7	2	49.54 Q	
					Round 1	6	5	1	49.90 Q	
2	1207	Natalia KACZMAREK	POL	17 Jan 98	Final	1	6	2	49.57	
					Semi-Final	3	5	1	49.50 Q	
					Round 1	1	7	2	50.02 Q	
3	549	Sada WILLIAMS	BAR	1 Dec 97	Final	1	8	3	49.60	
					Semi-Final	3	7	3	49.58 Q	NR
					Round 1	3	9	8	50.78 Q	
4	959	Rhasidat ADELEKE	IRL	29 Aug 02	Final	1	4	4	50.13	
					Semi-Final	1	5	4	49.87 Q	
					Round 1	5	5	9	50.80 Q	
5	552	Cynthia BOLINGO	BEL	12 Jan 93	Final	1	2	5	50.33	
					Semi-Final	1	8	6	49.96 q	NR
					Round 1	1	2	3	50.29 Q	SB
6	1142	Lieke KLAVER	NED	20 Aug 98	Final	1	5	6	50.33	
					Semi-Final	2	6	5	49.87 Q	
					Round 1	2	6	6	50.52 Q	
7	1019	Candice MCLEOD	JAM	15 Nov 96	Final	1	3	7	51.08	
					Semi-Final	1	9	7	50.62 q	
					Round 1	1	4	4	50.37 Q	
8	1390	Talitha DIGGS	USA	22 Aug 02	Final	1	9	8	51.25	
					Semi-Final	2	9	11	50.86 Q	
					Round 1	6	9	13	50.87 Q	

ALL-TIME OUTDOOR TOP LIST				2023 OUTDOOR TOP LIST			
RESULT	NAME	VENUE	DATE	RESULT	NAME	VENUE	2023
47.60	Marita KOCH (GDR)	Canberra (AUS)	6 Oct 85	48.74	Sydney MCLAUGHLIN-LEVRONE (USA)	Eugene, OR (USA)	8 Jul
47.99	Jarmila KRATOCHVÍLOVÁ (TCH)	Helsinki (FIN)	10 Aug 83	48.76	Marileidy PAULINO (DOM)	Budapest	23 Aug
48.14	Salwa Eid NASER (BRN)	Doha (QAT)	3 Oct 19	49.13	Britton WILSON (USA)	Baton Rouge, LA (USA)	13 May
48.25	Marie-José PÉREC (FRA)	Atlanta, GA (USA)	29 Jul 96	49.20	Rhasidat ADELEKE (IRL)	Austin, TX (USA)	10 Jun
48.27	Olga BRYZGINA (URS)	Canberra (AUS)	6 Oct 85	49.48	Natalia KACZMAREK (POL)	Chorzów (POL)	16 Jul
48.36	Shaunae MILLER-UIBO (BAH)	Tokyo (JPN)	6 Aug 21	49.58	Sada WILLIAMS (BAR)	Budapest	21 Aug
48.59	Tat'ána KOCEMBOVÁ (TCH)	Helsinki (FIN)	10 Aug 83	49.68	Gabrielle THOMAS (USA)	Austin, TX (USA)	29 Apr
48.63	Cathy FREEMAN (AUS)	Atlanta, GA (USA)	29 Jul 96	49.68	Shamier LITTLE (USA)	Monaco (MON)	21 Jul
48.70	Sanya RICHARDS-ROSS (USA)	Athina (GRE)	16 Sep 06	49.78	Salwa Eid NASER (BRN)	Huelva (ESP)	6 Jun
48.74	Sydney MCLAUGHLIN-LEVRONE (USA)	Eugene, OR (USA)	8 Jul 23	49.81	Lieke KLAVER (NED)	Chorzów (POL)	16 Jul

SUMMARY



400 Metres Women - Semi-Final

First 2 of each heat (Q) plus 2 fastest times (q) qualify to Final

RECORDS	RESULT	NAME	COUNTRY	AGE	VENUE	DATE
World Record WR	47.60	Marita KOCH	GDR	28	Canberra (AUS)	6 Oct 1985
Championships Record CR	47.99	Jarmila KRATOCHVÍLOVÁ	TCH	32	Helsinki (FIN)	10 Aug 1983
World Leading WL	48.74	Sydney MCLAUGHLIN-LEVRONE	USA	24	Eugene, OR (USA)	8 Jul 2023
Area Record AR		National Record NR		Personal Best PB		Season Best SB

21 August 2023

RANK	PLACE	HEAT	LANE	BIB	NAME	COUNTRY	DATE OF BIRTH	RESULT	
1	1	3	5	1207	Natalia KACZMAREK	POL	17 Jan 98	49.50	Q
2	1	1	7	711	Marileidy PAULINO	DOM	25 Oct 96	49.54	Q
3	2	3	7	549	Sada WILLIAMS	BAR	1 Dec 97	49.58	Q NR
4	2	1	5	959	Rhasidat ADELEKE	IRL	29 Aug 02	49.87 (.861)	Q
5	1	2	6	1142	Lieke KLAVER	NED	20 Aug 98	49.87 (.868)	Q
6	3	1	8	552	Cynthia BOLINGO	BEL	12 Jan 93	49.96	q NR
7	4	1	9	1019	Candice MCLEOD	JAM	15 Nov 96	50.62	q
8	3	3	4	1411	Lynna IRBY-JACKSON	USA	6 Dec 98	50.71	
9	4	3	8	858	Victoria OHURUOGU	GBR	28 Feb 93	50.74	
10	5	3	6	1255	Andrea MIKLÓS	ROU	17 Apr 99	50.77	
11	2	2	9	1390	Talitha DIGGS	USA	22 Aug 02	50.86	Q
12	5	1	2	661	Evelis Jazmin AGUILAR	COL	3 Jan 93	51.07 (.064)	PB
13	3	2	7	676	Roxana GÓMEZ	CUB	7 Jan 99	51.07 (.065)	
14	4	2	5	861	Ama PIPI	GBR	26 Nov 95	51.17	
15	5	2	8	1023	Nickisha PRYCE	JAM	7 Mar 01	51.24	
16	6	3	3	1040	Charokee YOUNG	JAM	21 Aug 00	51.40	
17	6	1	6	1128	Paola MORÁN	MEX	25 Feb 97	51.46	
18	7	3	2	538	Susanne GOGL-WALLI	AUT	5 May 96	51.50 (.497)	
19	7	1	3	698	Lada VONDROVÁ	CZE	6 Sep 99	51.50 (.498)	
20	6	2	4	1251	Gabby SCOTT	PUR	13 Jan 97	51.52	
21	8	1	4	1266	Zenény VAN DER WALT	RSA	22 May 00	51.54	
22	7	2	2	965	Sharlene MAWDSLEY	IRL	10 Aug 98	51.78	
23	8	3	9	694	Tereza PETRŽILKOVÁ	CZE	10 Sep 93	51.94	
24	8	2	3	1112	Modesta Justė MORAUSKAITĖ	LTU	2 Oct 95	52.15	

ALL-TIME OUTDOOR TOP LIST

RESULT	NAME	VENUE	DATE
47.60	Marita KOCH (GDR)	Canberra (AUS)	6 Oct 85
47.99	Jarmila KRATOCHVÍLOVÁ (TCH)	Helsinki (FIN)	10 Aug 83
48.14	Salwa Eid NASER (BRN)	Doha (QAT)	3 Oct 19
48.25	Marie-José PÉREC (FRA)	Atlanta, GA (USA)	29 Jul 96
48.27	Olga BRYZGINA (URS)	Canberra (AUS)	6 Oct 85
48.36	Shaunae MILLER-UIBO (BAH)	Tokyo (JPN)	6 Aug 21
48.59	Tatána KOCEMBOVÁ (TCH)	Helsinki (FIN)	10 Aug 83
48.63	Cathy FREEMAN (AUS)	Atlanta, GA (USA)	29 Jul 96
48.70	Sanya RICHARDS-ROSS (USA)	Athina (GRE)	16 Sep 06
48.74	Sydney MCLAUGHLIN-LEVRONE (USA)	Eugene, OR (USA)	8 Jul 23

2023 OUTDOOR TOP LIST

RESULT	NAME	VENUE	2023
48.74	Sydney MCLAUGHLIN-LEVRONE (USA)	Eugene, OR (USA)	8 Jul
48.98	Marileidy PAULINO (DOM)	Los Angeles, CA (USA)	27 May
49.13	Britton WILSON (USA)	Baton Rouge, LA (USA)	13 May
49.20	Rhasidat ADELEKE (IRL)	Austin, TX (USA)	10 Jun
49.48	Natalia KACZMAREK (POL)	Chorzów (POL)	16 Jul
49.58	Sada WILLIAMS (BAR)	Budapest	21 Aug
49.68	Gabrielle THOMAS (USA)	Austin, TX (USA)	29 Apr
49.68	Shamier LITTLE (USA)	Monaco (MON)	21 Jul
49.78	Salwa Eid NASER (BRN)	Huelva (ESP)	6 Jun
49.81	Lieke KLAVER (NED)	Chorzów (POL)	16 Jul

RACE ANALYSIS



400 Metres Women - Semi-Final

First 2 of each heat (Q) plus 2 fastest times (q) qualify to Final

Heat 1 **3**

21 August 2023 21:12 START TIME

28° C TEMPERATURE 59 % HUMIDITY

1 100 m 2 200 m 3 300 m

1	711	Marileidy PAULINO			DOM	25 Oct 96	49.54
1	12.29	2	11.39	3	12.40	13.46	
	12.29 (2)		23.68 (1)		36.08 (1)		
2	959	Rhasidat ADELEKE			IRL	29 Aug 02	49.87
1	12.48	2	11.72	3	12.43	13.24	
	12.48 (5)		24.20 (6)		36.63 (3)		
3	552	Cynthia BOLINGO			BEL	12 Jan 93	49.96 ^{NR}
1	12.23	2	11.48	3	12.75	13.50	
	12.23 (1)		23.71 (2)		36.46 (2)		
4	1019	Candice MCLEOD			JAM	15 Nov 96	50.62
1	12.56	2	11.59	3	12.75	13.72	
	12.56 (6)		24.15 (5)		36.90 (4)		
5	661	Evelis Jazmin AGUILAR			COL	3 Jan 93	51.07 ^{PB}
1	12.42	2	11.72	3	12.92	14.01	
	12.42 (4)		24.14 (4)		37.06 (5)		
6	1128	Paola MORÁN			MEX	25 Feb 97	51.46
1	12.58	2	11.74	3	12.86	14.28	
	12.58 (7)		24.32 (7)		37.18 (7)		
7	698	Lada VONDRÓVÁ			CZE	6 Sep 99	51.50
1	12.39	2	11.63	3	13.05	14.43	
	12.39 (3)		24.02 (3)		37.07 (6)		
8	1266	Zenély VAN DER WALT			RSA	22 May 00	51.54
1	12.61	2	11.78	3	13.03	14.12	
	12.61 (8)		24.39 (8)		37.42 (8)		

RACE ANALYSIS



400 Metres Women - Semi-Final

First 2 of each heat (Q) plus 2 fastest times (q) qualify to Final

Heat 2 **3**

21 August 2023 21:21 START TIME

28° C TEMPERATURE 61 % HUMIDITY

1 100 m 2 200 m 3 300 m

1	1142	Lieke KLAVER			NED	20 Aug 98	49.87
1	12.15	2	11.37	3	12.64	13.71	
	12.15 (2)		23.52 (2)		36.16 (1)		
2	1390	Talitha DIGGS			USA	22 Aug 02	50.86
1	12.29	2	11.68	3	12.75	14.14	
	12.29 (3)		23.97 (4)		36.72 (3)		
3	676	Roxana GÓMEZ			CUB	7 Jan 99	51.07
1	12.68	2	11.65	3	12.58	14.16	
	12.68 (8)		24.33 (8)		36.91 (5)		
4	861	Ama PIPI			GBR	26 Nov 95	51.17
1	12.42	2	11.47	3	12.91	14.37	
	12.42 (4)		23.89 (3)		36.80 (4)		
5	1023	Nickisha PRYCE			JAM	7 Mar 01	51.24
1	12.10	2	11.29	3	12.86	14.99	
	12.10 (1)		23.39 (1)		36.25 (2)		
6	1251	Gabby SCOTT			PUR	13 Jan 97	51.52
1	12.45	2	11.74	3	13.17	14.16	
	12.45 (6)		24.19 (7)		37.36 (8)		
7	965	Sharlene MAWDSLEY			IRL	10 Aug 98	51.78
1	12.47	2	11.66	3	13.11	14.54	
	12.47 (7)		24.13 (6)		37.24 (7)		
8	1112	Modesta Justė MORAIŠKAITĖ			LTU	2 Oct 95	52.15
1	12.42	2	11.71	3	13.08	14.94	
	12.42 (4)		24.13 (5)		37.21 (6)		

RACE ANALYSIS



400 Metres Women - Semi-Final

First 2 of each heat (Q) plus 2 fastest times (q) qualify to Final

Heat 3 **3**

21 August 2023 21:31 START TIME

28° C TEMPERATURE 64 % HUMIDITY

1 100 m 2 200 m 3 300 m

1 1207 Natalia KACZMAREK				POL	17 Jan 98	49.50
1	12.19	2	11.39	3	12.63	13.29
	12.19 (2)		23.58 (1)		36.21 (2)	
2 549 Sada WILLIAMS				BAR	1 Dec 97	49.58 NR
1	12.21	2	11.69	3	12.29	13.39
	12.21 (3)		23.90 (2)		36.19 (1)	
3 1411 Lynna IRBY-JACKSON				USA	6 Dec 98	50.71
1	12.10	2	11.81	3	12.93	13.87
	12.10 (1)		23.91 (3)		36.84 (3)	
4 858 Victoria OHURUOGU				GBR	28 Feb 93	50.74
1	12.39	2	11.82	3	12.70	13.83
	12.39 (4)		24.21 (5)		36.91 (4)	
5 1255 Andrea MIKLÓS				ROU	17 Apr 99	50.77
1	12.43	2	11.66	3	12.89	13.79
	12.43 (5)		24.09 (4)		36.98 (5)	
6 1040 Charokee YOUNG				JAM	21 Aug 00	51.40
1	12.62	2	11.72	3	13.15	13.91
	12.62 (7)		24.34 (7)		37.49 (7)	
7 538 Susanne GOGL-WALLI				AUT	5 May 96	51.50
1	12.50	2	11.75	3	13.12	14.13
	12.50 (6)		24.25 (6)		37.37 (6)	
8 694 Tereza PETRŽILKOVÁ				CZE	10 Sep 93	51.94
1	12.83	2	12.03	3	13.01	14.07
	12.83 (8)		24.86 (8)		37.87 (8)	

RESULTS



400 Metres Women - Semi-Final

First 2 of each heat (Q) plus 2 fastest times (q) qualify to Final

RECORDS	RESULT	NAME	COUNTRY	AGE	VENUE	DATE
World Record WR	47.60	Marita KOCH	GDR	28	Canberra (AUS)	6 Oct 1985
Championships Record CR	47.99	Jarmila KRATOCHVÍLOVÁ	TCH	32	Helsinki (FIN)	10 Aug 1983
World Leading WL	48.74	Sydney MCLAUGHLIN-LEVRONE	USA	24	Eugene, OR (USA)	8 Jul 2023
Area Record AR		National Record NR		Personal Best PB		Season Best SB

Heat 1

3

21 August 2023 21:12 START TIME

28° C TEMPERATURE 59% HUMIDITY

PLACE	BIB	NAME	COUNTRY	DATE OF BIRTH	LANE	RESULT	REACTION	Fn
1	711	Marileidy PAULINO	DOM	25 Oct 96	7	49.54 Q	0.187	
2	959	Rhasidat ADELEKE	IRL	29 Aug 02	5	49.87 [.861] Q	0.161	
3	552	Cynthia BOLINGO	BEL	12 Jan 93	8	49.96 q NR	0.184	
4	1019	Candice MCLEOD	JAM	15 Nov 96	9	50.62 q	0.206	
5	661	Evelis Jazmin AGUILAR	COL	3 Jan 93	2	51.07 [.064] PB	0.157	
6	1128	Paola MORÁN	MEX	25 Feb 97	6	51.46	0.215	
7	698	Lada VONDROVÁ	CZE	6 Sep 99	3	51.50 [.498]	0.196	
8	1266	Zenély VAN DER WALT	RSA	22 May 00	4	51.54	0.202	

Heat 2

3

21 August 2023 21:21 START TIME

28° C TEMPERATURE 61% HUMIDITY

PLACE	BIB	NAME	COUNTRY	DATE OF BIRTH	LANE	RESULT	REACTION	Fn
1	1142	Lieke KLAVER	NED	20 Aug 98	6	49.87 [.868] Q	0.177	
2	1390	Talitha DIGGS	USA	22 Aug 02	9	50.86 Q	0.174	
3	676	Roxana GÓMEZ	CUB	7 Jan 99	7	51.07 [.065]	0.227	
4	861	Ama PIPI	GBR	26 Nov 95	5	51.17	0.173	
5	1023	Nickisha PRYCE	JAM	7 Mar 01	8	51.24	0.186	
6	1251	Gabby SCOTT	PUR	13 Jan 97	4	51.52	0.177	
7	965	Sharlene MAWDSLEY	IRL	10 Aug 98	2	51.78	0.177	
8	1112	Modesta Justė MORAUŠKAITĖ	LTU	2 Oct 95	3	52.15	0.160	

Heat 3

3

21 August 2023 21:31 START TIME

28° C TEMPERATURE 64% HUMIDITY

PLACE	BIB	NAME	COUNTRY	DATE OF BIRTH	LANE	RESULT	REACTION	Fn
1	1207	Natalia KACZMAREK	POL	17 Jan 98	5	49.50 Q	0.173	
2	549	Sada WILLIAMS	BAR	1 Dec 97	7	49.58 Q NR	0.191	
3	1411	Lynna IRBY-JACKSON	USA	6 Dec 98	4	50.71	0.173	
4	858	Victoria OHURUOGU	GBR	28 Feb 93	8	50.74	0.238	
5	1255	Andrea MIKLÓS	ROU	17 Apr 99	6	50.77	0.178	
6	1040	Charokee YOUNG	JAM	21 Aug 00	3	51.40	0.207	
7	538	Susanne GOGL-WALLI	AUT	5 May 96	2	51.50 [.497]	0.168	
8	694	Tereza PETRŽILKOVÁ	CZE	10 Sep 93	9	51.94	0.192	

ALL-TIME OUTDOOR TOP LIST

RESULT	NAME	VENUE	DATE
47.60	Marita KOCH (GDR)	Canberra (AUS)	6 Oct 85
47.99	Jarmila KRATOCHVÍLOVÁ (TCH)	Helsinki (FIN)	10 Aug 83
48.14	Salwa Eid NASER (BRN)	Doha (QAT)	3 Oct 19
48.25	Marie-José PÉREC (FRA)	Atlanta, GA (USA)	29 Jul 96
48.27	Olga BRYZGINA (URS)	Canberra (AUS)	6 Oct 85
48.36	Shaunae MILLER-UIBO (BAH)	Tokyo (JPN)	6 Aug 21
48.59	Tatána KOCEMBOVÁ (TCH)	Helsinki (FIN)	10 Aug 83
48.63	Cathy FREEMAN (AUS)	Atlanta, GA (USA)	29 Jul 96
48.70	Sanya RICHARDS-ROSS (USA)	Athina (GRE)	16 Sep 06
48.74	Sydney MCLAUGHLIN-LEVRONE (USA)	Eugene, OR (USA)	8 Jul 23

2023 OUTDOOR TOP LIST

RESULT	NAME	VENUE	2023
48.74	Sydney MCLAUGHLIN-LEVRONE (USA)	Eugene, OR (USA)	8 Jul
48.98	Marileidy PAULINO (DOM)	Los Angeles, CA (USA)	27 May
49.13	Britton WILSON (USA)	Baton Rouge, LA (USA)	13 May
49.20	Rhasidat ADELEKE (IRL)	Austin, TX (USA)	10 Jun
49.48	Natalia KACZMAREK (POL)	Chorzów (POL)	16 Jul
49.58	Sada WILLIAMS (BAR)	Budapest	21 Aug
49.68	Gabrielle THOMAS (USA)	Austin, TX (USA)	29 Apr
49.68	Shamier LITTLE (USA)	Monaco (MON)	21 Jul
49.78	Salwa Eid NASER (BRN)	Huelva (ESP)	6 Jun
49.81	Lieke KLAVER (NED)	Chorzów (POL)	16 Jul

SUMMARY



400 Metres Women - Round 1

First 3 of each heat (Q) plus 6 fastest times (q) qualify to Semi-Final

RECORDS	RESULT	NAME	COUNTRY	AGE	VENUE	DATE
World Record WR	47.60	Marita KOCH	GDR	28	Canberra (AUS)	6 Oct 1985
Championships Record CR	47.99	Jarmila KRATOCHVÍLOVÁ	TCH	32	Helsinki (FIN)	10 Aug 1983
World Leading WL	48.74	Sydney MCLAUGHLIN-LEVRONE	USA	24	Eugene, OR (USA)	8 Jul 2023
Area Record AR		National Record NR		Personal Best PB		Season Best SB

20 August 2023

RANK	PLACE	HEAT	LANE	BIB	NAME	COUNTRY	DATE OF BIRTH	RESULT	
1	1	6	5	711	Marileidy PAULINO	DOM	25 Oct 96	49.90	Q
2	1	1	7	1207	Natalia KACZMAREK	POL	17 Jan 98	50.02	Q
3	2	1	2	552	Cynthia BOLINGO	BEL	12 Jan 93	50.29	Q SB
4	3	1	4	1019	Candice MCLEOD	JAM	15 Nov 96	50.37	Q
5	1	4	9	1023	Nickisha PRYCE	JAM	7 Mar 01	50.38	Q
6	1	2	6	1142	Lieke KLAVER	NED	20 Aug 98	50.52	Q
7	2	6	2	858	Victoria OHURUOGU	GBR	28 Feb 93	50.60	Q
8	1	3	9	549	Sada WILLIAMS	BAR	1 Dec 97	50.78	Q
9	1	5	5	959	Rhasidat ADELEKE	IRL	29 Aug 02	50.80	Q
10	2	2	9	861	Ama PIPI	GBR	26 Nov 95	50.81 (.803)	Q
11	3	2	7	1411	Lynna IRBY-JACKSON	USA	6 Dec 98	50.81 (.805)	Q
12	2	4	6	676	Roxana GÓMEZ	CUB	7 Jan 99	50.86	Q
13	3	6	9	1390	Talitha DIGGS	USA	22 Aug 02	50.87	Q
14	4	6	3	698	Lada VONDROVÁ	CZE	6 Sep 99	50.92	q PB
15	4	2	4	538	Susanne GOGL-WALLI	AUT	5 May 96	51.00	q
16	5	6	7	1112	Modesta Justė MORAUŠKAITĖ	LTU	2 Oct 95	51.06	q SB
17	3	4	7	1251	Gabby SCOTT	PUR	13 Jan 97	51.07	Q SB
18	4	1	5	965	Sharlene MAWDSLEY	IRL	10 Aug 98	51.17	q PB
19	2	5	4	1255	Andrea MIKLÓS	ROU	17 Apr 99	51.24 (.232)	Q
20	6	6	8	1040	Charokee YOUNG	JAM	21 Aug 00	51.24 (.238)	q
21	5	2	2	661	Evelis Jazmin AGUILAR	COL	3 Jan 93	51.27	q PB
22	3	5	6	694	Tereza PETRŽILKOVÁ	CZE	10 Sep 93	51.30	Q
23	4	5	8	1180	Henriette JÆGER	NOR	30 Jun 03	51.33	
24	4	4	3	638	Martina WEIL	CHI	12 Jul 99	51.35	
25	5	1	6	1102	Gunta VAIČULE	LAT	9 Mar 95	51.36	SB
26	5	5	3	921	Aliyah ABRAMS	GUY	3 Apr 97	51.44	
27	6	5	9	557	Helena PONETTE	BEL	3 Feb 00	51.52	PB
28	6	1	8	992	Alice MANGIONE	ITA	19 Jan 97	51.57	
29	2	3	6	1128	Paola MORÁN	MEX	25 Feb 97	51.59	Q
30	5	4	8	613	Grace KONRAD	CAN	16 Aug 99	51.60	PB
31	3	3	4	1266	Zenény VAN DER WALT	RSA	22 May 00	51.76	Q
32	4	3	5	1235	Cátia AZEVEDO	POR	9 Mar 94	51.93	
33	5	3	7	806	Amandine BROSSIER	FRA	15 Aug 95	51.98	SB
34	6	3	2	1171	Imaobong Nse UKO	NGR	20 Feb 04	52.24	
35	6	2	8	608	Kyra CONSTANTINE	CAN	1 Aug 98	52.28	
36	7	1	3	1260	Miranda Charlene COETZEE	RSA	14 Nov 97	52.30	
37	7	3	8	545	Shaunae MILLER-UIBO	BAH	15 Apr 94	52.65	SB
38	6	4	5	1309	Giulia SENN	SUI	19 Dec 01	52.66 (.651)	
39	8	1	9	1360	Kateryna KARPIUK	UKR	2 Jun 95	52.66 (.658)	
40	7	4	2	943	Fanni RAPAI	HUN	7 Jan 00	52.73	PB

SUMMARY
400 Metres Women - Round 1

20 August 2023

RANK	PLACE	HEAT	LANE	BIB	NAME	COUNTRY	DATE of BIRTH	RESULT
41	7	5	7	779	Mette BAAS	FIN	10 Sep 00	52.74
42	7	2	3	716	Nicole CAICEDO	ECU	2 Sep 00	52.82
43	8	3	3	1189	Rosie ELLIOTT	NZL	6 Nov 97	52.88
44	7	6	6	586	Tiffani MARINHO	BRA	6 May 99	53.12
45	8	6	4	1270	Marlie VILJOEN	RSA	1 Aug 00	53.73
46	8	4	4	1447	Britton WILSON	USA	13 Nov 00	53.87
47	8	5	2	597	Tabata VITORINO	BRA	23 Apr 96	54.15
48	8	2	5	1133	Janet RICHARD	MLT	3 Jul 98	54.50

ALL-TIME OUTDOOR TOP LIST				2023 OUTDOOR TOP LIST			
RESULT	NAME	VENUE	DATE	RESULT	NAME	VENUE	2023
47.60	Marita KOCH (GDR)	Canberra (AUS)	6 Oct 85	48.74	Sydney MCLAUGHLIN-LEVRONE (USA)	Eugene, OR (USA)	8 Jul
47.99	Jarmila KRATOCHVÍLOVÁ (TCH)	Helsinki (FIN)	10 Aug 83	48.98	Marileidy PAULINO (DOM)	Los Angeles, CA (USA)	27 May
48.14	Salwa Eid NASER (BRN)	Doha (QAT)	3 Oct 19	49.13	Britton WILSON (USA)	Baton Rouge, LA (USA)	13 May
48.25	Marie-José PÉREC (FRA)	Atlanta, GA (USA)	29 Jul 96	49.20	Rhasidat ADELEKE (IRL)	Austin, TX (USA)	10 Jun
48.27	Olga BRYZGINA (URS)	Canberra (AUS)	6 Oct 85	49.48	Natalia KACZMAREK (POL)	Chorzów (POL)	16 Jul
48.36	Shaunae MILLER-UIBO (BAH)	Tokyo (JPN)	6 Aug 21	49.68	Gabrielle THOMAS (USA)	Austin, TX (USA)	29 Apr
48.59	Tatána KOCEMBOVÁ (TCH)	Helsinki (FIN)	10 Aug 83	49.68	Shamier LITTLE (USA)	Monaco (MON)	21 Jul
48.63	Cathy FREEMAN (AUS)	Atlanta, GA (USA)	29 Jul 96	49.78	Salwa Eid NASER (BRN)	Huelva (ESP)	6 Jun
48.70	Sanya RICHARDS-ROSS (USA)	Athina (GRE)	16 Sep 06	49.81	Lieke KLAVER (NED)	Chorzów (POL)	16 Jul
48.74	Sydney MCLAUGHLIN-LEVRONE (USA)	Eugene, OR (USA)	8 Jul 23	49.82	Femke BOL (NED)	Chorzów (POL)	23 Jun

RACE ANALYSIS



400 Metres Women - Round 1

First 3 of each heat (Q) plus 6 fastest times (q) qualify to Semi-Final

Heat 1

6

20 August 2023 09:35 START TIME

27° C TEMPERATURE 67 % HUMIDITY

1 100 m 2 200 m 3 300 m

1 1207 Natalia KACZMAREK				POL	17 Jan 98	50.02
1	12.39	2	11.35	3	12.91	13.37
	12.39 (2)		23.74 (1)		36.65 (2)	
2 552 Cynthia BOLINGO				BEL	12 Jan 93	50.29 ^{SB}
1	12.45	2	11.63	3	12.76	13.45
	12.45 (4)		24.08 (5)		36.84 (4)	
3 1019 Candice MCLEOD				JAM	15 Nov 96	50.37
1	12.46	2	11.55	3	12.59	13.77
	12.46 (5)		24.01 (3)		36.60 (1)	
4 965 Sharlene MAWDSLEY				IRL	10 Aug 98	51.17 ^{PB}
1	12.41	2	11.49	3	12.93	14.34
	12.41 (3)		23.90 (2)		36.83 (3)	
5 1102 Gunta VAIČULE				LAT	9 Mar 95	51.36 ^{SB}
1	12.69	2	11.60	3	12.77	14.30
	12.69 (7)		24.29 (6)		37.06 (6)	
6 992 Alice MANGIONE				ITA	19 Jan 97	51.57
1	12.62	2	11.89	3	13.11	13.95
	12.62 (6)		24.51 (7)		37.62 (7)	
7 1260 Miranda Charlene COETZEE				RSA	14 Nov 97	52.30
1	12.34	2	11.72	3	12.95	15.29
	12.34 (1)		24.06 (4)		37.01 (5)	
8 1360 Kateryna KARPIUK				UKR	2 Jun 95	52.66
1	12.76	2	11.95	3	13.27	14.68
	12.76 (8)		24.71 (8)		37.98 (8)	

RACE ANALYSIS



400 Metres Women - Round 1

First 3 of each heat (Q) plus 6 fastest times (q) qualify to Semi-Final

Heat 2 **6** **20 August 2023** **09:43** START TIME **27° C** **67 %**
TEMPERATURE HUMIDITY

1 100 m 2 200 m 3 300 m

1	1142	Lieke KLAVER			NED	20 Aug 98	50.52
1	12.20	2	11.56	3	12.95	13.81	
	12.20 (3)		23.76 (1)		36.71 (2)		
2	861	Ama PIPI			GBR	26 Nov 95	50.81
1	12.37	2	11.74	3	12.91	13.79	
	12.37 (4)		24.11 (5)		37.02 (5)		
3	1411	Lynna IRBY-JACKSON			USA	6 Dec 98	50.81
1	12.06	2	11.77	3	12.74	14.24	
	12.06 (1)		23.83 (2)		36.57 (1)		
4	538	Susanne GOGL-WALLI			AUT	5 May 96	51.00
1	12.48	2	11.79	3	12.91	13.82	
	12.48 (6)		24.27 (6)		37.18 (6)		
5	661	Evelis Jazmin AGUILAR			COL	3 Jan 93	51.27 ^{PB}
1	12.37	2	11.72	3	12.81	14.37	
	12.37 (5)		24.09 (4)		36.90 (3)		
6	608	Kyra CONSTANTINE			CAN	1 Aug 98	52.28
1	12.61	2	12.09	3	13.11	14.47	
	12.61 (7)		24.70 (7)		37.81 (7)		
7	716	Nicole CAICEDO			ECU	2 Sep 00	52.82
1	12.08	2	11.81	3	13.08	15.85	
	12.08 (2)		23.89 (3)		36.97 (4)		
8	1133	Janet RICHARD			MLT	3 Jul 98	54.50
1	12.97	2	12.54	3	13.73	15.26	
	12.97 (8)		25.51 (8)		39.24 (8)		

RACE ANALYSIS



400 Metres Women - Round 1

First 3 of each heat (Q) plus 6 fastest times (q) qualify to Semi-Final

Heat 3 **6**

20 August 2023 09:52 START TIME

29° C TEMPERATURE 63 % HUMIDITY

1 100 m 2 200 m 3 300 m

1	549	Sada WILLIAMS			BAR	1 Dec 97	50.78
1	12.00	2	11.30	3	12.67	14.81	
	12.00 (1)		23.30 (1)		35.97 (1)		
2	1128	Paola MORÁN			MEX	25 Feb 97	51.59
1	12.41	2	12.12	3	12.82	14.24	
	12.41 (2)		24.53 (3)		37.35 (3)		
3	1266	Zenély VAN DER WALT			RSA	22 May 00	51.76
1	12.49	2	11.65	3	13.06	14.56	
	12.49 (3)		24.14 (2)		37.20 (2)		
4	1235	Cátia AZEVEDO			POR	9 Mar 94	51.93
1	12.79	2	11.93	3	12.91	14.30	
	12.79 (5)		24.72 (4)		37.63 (5)		
5	806	Amandine BROSSIER			FRA	15 Aug 95	51.98 SB
1	12.81	2	11.95	3	12.80	14.42	
	12.81 (6)		24.76 (5)		37.56 (4)		
6	1171	Imaobong Nse UKO			NGR	20 Feb 04	52.24
1	12.89	2	12.24	3	13.22	13.89	
	12.89 (7)		25.13 (7)		38.35 (7)		
7	545	Shaunae MILLER-UIBO			BAH	15 Apr 94	52.65 SB
1	12.65	2	12.15	3	12.90	14.95	
	12.65 (4)		24.80 (6)		37.70 (6)		
8	1189	Rosie ELLIOTT			NZL	6 Nov 97	52.88
1	13.23	2	12.40	3	13.17	14.08	
	13.23 (8)		25.63 (8)		38.80 (8)		

RACE ANALYSIS



400 Metres Women - Round 1

First 3 of each heat (Q) plus 6 fastest times (q) qualify to Semi-Final

Heat 4

6

20 August 2023

10:00 START TIME

29° C TEMPERATURE 63 % HUMIDITY

1 100 m 2 200 m 3 300 m

1	1023	Nickisha PRYCE			JAM	7 Mar 01	50.38
1	12.30	2	11.47	3	12.54	14.07	
	12.30 (1)		23.77 (1)		36.31 (1)		
2	676	Roxana GÓMEZ			CUB	7 Jan 99	50.86
1	12.56	2	11.54	3	12.71	14.05	
	12.56 (4)		24.10 (2)		36.81 (2)		
3	1251	Gabby SCOTT			PUR	13 Jan 97	51.07 ^{SB}
1	12.40	2	11.78	3	12.97	13.92	
	12.40 (2)		24.18 (3)		37.15 (3)		
4	638	Martina WEIL			CHI	12 Jul 99	51.35
1	12.50	2	11.80	3	13.12	13.93	
	12.50 (3)		24.30 (4)		37.42 (4)		
5	613	Grace KONRAD			CAN	16 Aug 99	51.60 ^{PB}
1	12.66	2	12.36	3	13.01	13.57	
	12.66 (6)		25.02 (7)		38.03 (7)		
6	1309	Giulia SENN			SUI	19 Dec 01	52.66
1	12.60	2	12.12	3	13.23	14.71	
	12.60 (5)		24.72 (6)		37.95 (6)		
7	943	Fanni RAPAI			HUN	7 Jan 00	52.73 ^{PB}
1	12.92	2	12.10	3	13.36	14.35	
	12.92 (8)		25.02 (8)		38.38 (8)		
8	1447	Britton WILSON			USA	13 Nov 00	53.87
1	12.74	2	11.63	3	13.17	16.33	
	12.74 (7)		24.37 (5)		37.54 (5)		

RACE ANALYSIS



400 Metres Women - Round 1

First 3 of each heat (Q) plus 6 fastest times (q) qualify to Semi-Final

Heat 5 **6** **20 August 2023** 10:07 START TIME 29° C TEMPERATURE 61 % HUMIDITY

1 100 m 2 200 m 3 300 m

1	959	Rhasidat ADELEKE	IRL	29 Aug 02	50.80
1	12.90				
	12.90 (8)				
2	1255	Andrea MIKLÓS	ROU	17 Apr 99	51.24
1	12.55				
	12.55 (3)				
3	694	Tereza PETRŽILKOVÁ	CZE	10 Sep 93	51.30
1	12.75				
	12.75 (5)				
4	1180	Henriette JÆGER	NOR	30 Jun 03	51.33
1	12.80				
	12.80 (6)				
5	921	Aliyah ABRAMS	GUY	3 Apr 97	51.44
1	12.45				
	12.45 (1)				
6	557	Helena PONETTE	BEL	3 Feb 00	51.52 ^{PB}
1	12.68				
	12.68 (4)				
7	779	Mette BAAS	FIN	10 Sep 00	52.74
1	12.87				
	12.87 (7)				
8	597	Tabata VITORINO	BRA	23 Apr 96	54.15
1	12.46				
	12.46 (2)				

RACE ANALYSIS



400 Metres Women - Round 1

First 3 of each heat (Q) plus 6 fastest times (q) qualify to Semi-Final

Heat 6 **6** **20 August 2023** 10:15 START TIME 29° C 61 %
TEMPERATURE HUMIDITY

1 100 m 2 200 m 3 300 m

1	711	Marileidy PAULINO			DOM	25 Oct 96	49.90
1	12.37	2	11.45	3	12.34	13.74	
	12.37 (2)		23.82 (1)		36.16 (1)		
2	858	Victoria OHURUOGU			GBR	28 Feb 93	50.60
1	12.46	2	11.64	3	12.66	13.84	
	12.46 (3)		24.10 (2)		36.76 (2)		
3	1390	Talitha DIGGS			USA	22 Aug 02	50.87
1	12.34	2	11.86	3	12.84	13.83	
	12.34 (1)		24.20 (5)		37.04 (5)		
4	698	Lada VONDRÓVÁ			CZE	6 Sep 99	50.92 ^{PB}
1	12.57	2	12.00	3	12.66	13.69	
	12.57 (6)		24.57 (6)		37.23 (6)		
5	1112	Modesta Justė MORAUŠKAITĖ			LTU	2 Oct 95	51.06 ^{SB}
1	12.50	2	11.65	3	12.68	14.23	
	12.50 (5)		24.15 (4)		36.83 (3)		
6	1040	Charokee YOUNG			JAM	21 Aug 00	51.24
1	12.49	2	11.62	3	12.76	14.37	
	12.49 (4)		24.11 (3)		36.87 (4)		
7	586	Tiffani MARINHO			BRA	6 May 99	53.12
1	12.78	2	12.31	3	13.30	14.73	
	12.78 (8)		25.09 (8)		38.39 (7)		
8	1270	Marlie VILJOEN			RSA	1 Aug 00	53.73
1	12.70	2	12.29	3	13.41	15.33	
	12.70 (7)		24.99 (7)		38.40 (8)		

RESULTS



400 Metres Women - Round 1

First 3 of each heat (Q) plus 6 fastest times (q) qualify to Semi-Final

RECORDS	RESULT	NAME	COUNTRY	AGE	VENUE	DATE
World Record WR	47.60	Marita KOCH	GDR	28	Canberra (AUS)	6 Oct 1985
Championships Record CR	47.99	Jarmila KRATOCHVÍLOVÁ	TCH	32	Helsinki (FIN)	10 Aug 1983
World Leading WL	48.74	Sydney MCLAUGHLIN-LEVRONE	USA	24	Eugene, OR (USA)	8 Jul 2023
Area Record AR		National Record NR		Personal Best PB		Season Best SB

Heat 1

6

20 August 2023

09:35 START TIME

27° C

TEMPERATURE

67 %

HUMIDITY

PLACE	BIB	NAME	COUNTRY	DATE of BIRTH	LANE	RESULT	REACTION	Fn
1	1207	Natalia KACZMAREK	POL	17 Jan 98	7	50.02	Q	0.179
2	552	Cynthia BOLINGO	BEL	12 Jan 93	2	50.29	Q SB	0.187
3	1019	Candice MCLEOD	JAM	15 Nov 96	4	50.37	Q	0.191
4	965	Sharlene MAWDSLEY	IRL	10 Aug 98	5	51.17	q PB	0.169
5	1102	Gunta VAIČULE	LAT	9 Mar 95	6	51.36	SB	0.192
6	992	Alice MANGIONE	ITA	19 Jan 97	8	51.57		0.189
7	1260	Miranda Charlene COETZEE	RSA	14 Nov 97	3	52.30		0.184
8	1360	Kateryna KARPIUK	UKR	2 Jun 95	9	52.66 (.658)		0.198

Heat 2

6

20 August 2023

09:43 START TIME

27° C

TEMPERATURE

67 %

HUMIDITY

PLACE	BIB	NAME	COUNTRY	DATE of BIRTH	LANE	RESULT	REACTION	Fn
1	1142	Lieke KLAVER	NED	20 Aug 98	6	50.52	Q	0.203
2	861	Ama PIPI	GBR	26 Nov 95	9	50.81 (.803)	Q	0.168
3	1411	Lynna IRBY-JACKSON	USA	6 Dec 98	7	50.81 (.805)	Q	0.187
4	538	Susanne GOGL-WALLI	AUT	5 May 96	4	51.00	q	0.173
5	661	Evelis Jazmin AGUILAR	COL	3 Jan 93	2	51.27	q PB	0.163
6	608	Kyra CONSTANTINE	CAN	1 Aug 98	8	52.28		0.171
7	716	Nicole CAICEDO	ECU	2 Sep 00	3	52.82		0.227
8	1133	Janet RICHARD	MLT	3 Jul 98	5	54.50		0.172

Heat 3

6

20 August 2023

09:52 START TIME

29° C

TEMPERATURE

63 %

HUMIDITY

PLACE	BIB	NAME	COUNTRY	DATE of BIRTH	LANE	RESULT	REACTION	Fn
1	549	Sada WILLIAMS	BAR	1 Dec 97	9	50.78	Q	0.172
2	1128	Paola MORÁN	MEX	25 Feb 97	6	51.59	Q	0.189
3	1266	Zenély VAN DER WALT	RSA	22 May 00	4	51.76	Q	0.215
4	1235	Cátia AZEVEDO	POR	9 Mar 94	5	51.93		0.191
5	806	Amandine BROSSIER	FRA	15 Aug 95	7	51.98	SB	0.183
6	1171	Imaobong Nse UKO	NGR	20 Feb 04	2	52.24		0.206
7	545	Shaunae MILLER-UIBO	BAH	15 Apr 94	8	52.65	SB	0.151
8	1189	Rosie ELLIOTT	NZL	6 Nov 97	3	52.88		0.167

RESULTS
400 Metres Women - Round 1

Heat 4 6

20 August 2023 10:00 START TIME 29° C TEMPERATURE 63 % HUMIDITY

PLACE	BIB	NAME	COUNTRY	DATE OF BIRTH	LANE	RESULT	REACTION	Fn
1	1023	Nickisha PRYCE	JAM	7 Mar 01	9	50.38	Q	0.210
2	676	Roxana GÓMEZ	CUB	7 Jan 99	6	50.86	Q	0.207
3	1251	Gabby SCOTT	PUR	13 Jan 97	7	51.07	Q SB	0.171
4	638	Martina WEIL	CHI	12 Jul 99	3	51.35		0.159
5	613	Grace KONRAD	CAN	16 Aug 99	8	51.60	PB	0.193
6	1309	Giulia SENN	SUI	19 Dec 01	5	52.66 (.651)		0.157
7	943	Fanni RAPAI	HUN	7 Jan 00	2	52.73	PB	0.177
8	1447	Britton WILSON	USA	13 Nov 00	4	53.87		0.190

Heat 5 6

20 August 2023 10:07 START TIME 29° C TEMPERATURE 61 % HUMIDITY

PLACE	BIB	NAME	COUNTRY	DATE OF BIRTH	LANE	RESULT	REACTION	Fn
1	959	Rhasidat ADELEKE	IRL	29 Aug 02	5	50.80	Q	0.163
2	1255	Andrea MIKLÓS	ROU	17 Apr 99	4	51.24 (.232)	Q	0.192
3	694	Tereza PETRŽILKOVÁ	CZE	10 Sep 93	6	51.30	Q	0.152
4	1180	Henriette JÆGER	NOR	30 Jun 03	8	51.33		0.164
5	921	Aliyah ABRAMS	GUY	3 Apr 97	3	51.44		0.229
6	557	Helena PONETTE	BEL	3 Feb 00	9	51.52	PB	0.212
7	779	Mette BAAS	FIN	10 Sep 00	7	52.74		0.135
8	597	Tabata VITORINO	BRA	23 Apr 96	2	54.15		0.181

Heat 6 6

20 August 2023 10:15 START TIME 29° C TEMPERATURE 61 % HUMIDITY

PLACE	BIB	NAME	COUNTRY	DATE OF BIRTH	LANE	RESULT	REACTION	Fn
1	711	Marileidy PAULINO	DOM	25 Oct 96	5	49.90	Q	0.207
2	858	Victoria OHURUOGU	GBR	28 Feb 93	2	50.60	Q	0.181
3	1390	Talitha DIGGS	USA	22 Aug 02	9	50.87	Q	0.175
4	698	Lada VONDROVÁ	CZE	6 Sep 99	3	50.92	q PB	0.232
5	1112	Modesta Justė MORAUŠKAITĖ	LTU	2 Oct 95	7	51.06	q SB	0.159
6	1040	Charokee YOUNG	JAM	21 Aug 00	8	51.24 (.238)	q	0.222
7	586	Tiffani MARINHO	BRA	6 May 99	6	53.12		0.184
8	1270	Marlie VILJOEN	RSA	1 Aug 00	4	53.73		0.189

ALL-TIME OUTDOOR TOP LIST

RESULT	NAME	VENUE	DATE
47.60	Marita KOCH (GDR)	Canberra (AUS)	6 Oct 85
47.99	Jarmila KRATOCHVÍLOVÁ (TCH)	Helsinki (FIN)	10 Aug 83
48.14	Salwa Eid NASER (BRN)	Doha (QAT)	3 Oct 19
48.25	Marie-José PÉREC (FRA)	Atlanta, GA (USA)	29 Jul 96
48.27	Olga BRYZGINA (URS)	Canberra (AUS)	6 Oct 85
48.36	Shaunae MILLER-UIBO (BAH)	Tokyo (JPN)	6 Aug 21
48.59	Tat'ána KOCEMBOVÁ (TCH)	Helsinki (FIN)	10 Aug 83
48.63	Cathy FREEMAN (AUS)	Atlanta, GA (USA)	29 Jul 96
48.70	Sanya RICHARDS-ROSS (USA)	Athina (GRE)	16 Sep 06
48.74	Sydney MCLAUGHLIN-LEVRONE (USA)	gene, OR (USA)	8 Jul 23

2023 OUTDOOR TOP LIST

RESULT	NAME	VENUE	2023
48.74	Sydney MCLAUGHLIN-LEVRONE (USA)	Eugene, OR (USA)	8 Jul
48.98	Marileidy PAULINO (DOM)	Los Angeles, CA (USA)	27 May
49.13	Britton WILSON (USA)	Baton Rouge, LA (USA)	13 May
49.20	Rhasidat ADELEKE (IRL)	Austin, TX (USA)	10 Jun
49.48	Natalia KACZMAREK (POL)	Chorzów (POL)	16 Jul
49.68	Gabrielle THOMAS (USA)	Austin, TX (USA)	29 Apr
49.68	Shamier LITTLE (USA)	Monaco (MON)	21 Jul
49.78	Salwa Eid NASER (BRN)	Huelva (ESP)	6 Jun
49.81	Lieke KLAVER (NED)	Chorzów (POL)	16 Jul
49.82	Femke BOL (NED)	Chorzów (POL)	23 Jun

RESULTS



800 Metres Women - Final

RECORDS	RESULT	NAME	COUNTRY	AGE	VENUE	DATE
World Record WR	1:53.28	Jarmila KRATOCHVÍLOVÁ	TCH	32	München (GER)	26 Jul 1983
Championships Record CR	1:54.68	Jarmila KRATOCHVÍLOVÁ	TCH	32	Helsinki (FIN)	9 Aug 1983
World Leading WL	1:55.77	Keely HODGKINSON	GBR	21	Paris (FRA)	9 Jun 2023
Area Record AR		National Record NR		Personal Best PB		Season Best SB

27 August 2023 20:46 START TIME 30° C TEMPERATURE 49 % HUMIDITY

PLACE	BIB	NAME	COUNTRY	DATE of BIRTH	LANE	RESULT
1	1082	Mary MORAA	KEN	15 Jun 00	7	1:56.03 PB
2	846	Keely HODGKINSON	GBR	3 Mar 02	6	1:56.34
3	1430	Athing MU	USA	8 Jun 02	4	1:56.61 SB
4	1436	Raevyn ROGERS	USA	7 Sep 96	3	1:57.45 SB
5	864	Jemma REEKIE	GBR	6 Mar 98	5	1:57.72
6	1370	Nia AKINS	USA	7 Jul 98	9	1:57.73 PB
7	1032	Adelle TRACEY	JAM	27 May 93	2	1:58.41 PB
8	1355	Halimah NAKAAYI	UGA	16 Oct 94	8	1:59.18

INTERMEDIATE TIMES

100 m	13.26 Athing MU	200 m	26.51 Athing MU
300 m	40.94 Athing MU	400 m	56.01 Athing MU
500 m	1:11.21 Athing MU	600 m	1:26.21 Athing MU
700 m	1:41.18 Athing MU		

ALL-TIME OUTDOOR TOP LIST

RESULT	NAME	VENUE	DATE
1:53.28	Jarmila KRATOCHVÍLOVÁ (TCH)	München (GER)	26 Jul 83
1:53.43	Nadezhda OLIZARENKO (URS)	Moskva (URS)	27 Jul 80
1:54.01	Pamela JELIMO (KEN)	Zürich (SUI)	29 Aug 08
1:54.25	Caster SEMENYA (RSA)	Paris (FRA)	30 Jun 18
1:54.44	Ana Fidelia QUIROT (CUB)	Barcelona (ESP)	9 Sep 89
1:54.81	Olqa MINEYEVA (URS)	Moskva (URS)	27 Jul 80
1:54.94	Tatyana KAZANKINA (URS)	Montréal (CAN)	26 Jul 76
1:55.04	Athing MU (USA)	Eugene, OR (USA)	21 Aug 21
1:55.05	Doina MELINTE (ROU)	Bucuresti (ROU)	1 Aug 82
1:55.19	Maria de Lurdes MUTOLA (MOZ)	Zürich (SUI)	17 Aug 94
1:55.19	Jolanda ČEPLAK (SLO)	Heusden-Zolder (BEL)	20 Jul 02

2023 OUTDOOR TOP LIST

RESULT	NAME	VENUE	2023
1:55.77	Keely HODGKINSON (GBR)	Paris (FRA)	9 Jun
1:56.03	Mary MORAA (KEN)	Budapest	27 Aug
1:56.61	Athing MU (USA)	Budapest	27 Aug
1:57.30	Jemma REEKIE (GBR)	London (GBR)	23 Jul
1:57.45	Raevyn ROGERS (USA)	Budapest	27 Aug
1:57.61	Natoya GOULE-TOPPIN (JAM)	London (GBR)	23 Jul
1:57.62	Halimah NAKAAYI (UGA)	London (GBR)	23 Jul
1:57.73	Nia AKINS (USA)	Budapest	27 Aug
1:57.78	Catriona BISSET (AUS)	London (GBR)	23 Jul
1:58.00	Katie SNOWDEN (GBR)	London (GBR)	23 Jul

RACE ANALYSIS



800 Metres Women - Final

27 August 2023 20:46 START TIME 30° C 49 %
TEMPERATURE HUMIDITY

1 100 m 2 200 m 3 300 m 4 400 m 5 500 m 6 600 m 7 700 m

1	1082	Mary MORAA	KEN	15 Jun 00	1:56.03	PB								
1	13.39	2	13.13	3	14.70	4	14.85	5	15.33	6	14.92	7	15.05	14.66
	13.39 (3)		26.52 (2)		41.22 (4)		56.07 (2)		1:11.40 (2)		1:26.32 (2)		1:41.37 (2)	
2	846	Keely HODGKINSON	GBR	3 Mar 02	1:56.34									
1	13.35	2	13.22	3	14.65	4	15.12	5	15.32	6	14.79	7	15.17	14.72
	13.35 (2)		26.57 (4)		41.22 (3)		56.34 (4)		1:11.66 (4)		1:26.45 (3)		1:41.62 (3)	
3	1430	Athing MU	USA	8 Jun 02	1:56.61	SB								
1	13.26	2	13.25	3	14.43	4	15.07	5	15.20	6	15.00	7	14.97	15.43
	13.26 (1)		26.51 (1)		40.94 (1)		56.01 (1)		1:11.21 (1)		1:26.21 (1)		1:41.18 (1)	
4	1436	Raevyn ROGERS	USA	7 Sep 96	1:57.45	SB								
1	13.42	2	13.55	3	14.61	4	14.99	5	15.43	6	15.12	7	14.99	15.34
	13.42 (4)		26.97 (7)		41.58 (7)		56.57 (7)		1:12.00 (7)		1:27.12 (7)		1:42.11 (6)	
5	864	Jemma REEKIE	GBR	6 Mar 98	1:57.72									
1	13.53	2	13.02	3	14.65	4	15.07	5	15.31	6	14.93	7	15.15	16.06
	13.53 (5)		26.55 (3)		41.20 (2)		56.27 (3)		1:11.58 (3)		1:26.51 (4)		1:41.66 (4)	
6	1370	Nia AKINS	USA	7 Jul 98	1:57.73	PB								
1	13.80	2	13.10	3	14.50	4	15.07	5	15.34	6	14.94	7	15.05	15.93
	13.80 (7)		26.90 (6)		41.40 (5)		56.47 (6)		1:11.81 (6)		1:26.75 (5)		1:41.80 (5)	
7	1032	Adelle TRACEY	JAM	27 May 93	1:58.41	PB								
1	13.87	2	13.38	3	14.59	4	14.89	5	15.48	6	15.11	7	15.36	15.73
	13.87 (8)		27.25 (8)		41.84 (8)		56.73 (8)		1:12.21 (8)		1:27.32 (8)		1:42.68 (7)	
8	1355	Halimah NAKAAYI	UGA	16 Oct 94	1:59.18									
1	13.75	2	13.07	3	14.61	4	14.94	5	15.41	6	15.32	7	15.80	16.28
	13.75 (6)		26.82 (5)		41.43 (6)		56.37 (5)		1:11.78 (5)		1:27.10 (6)		1:42.90 (8)	

RESULT PROGRESSION



800 Metres Women - Final

RECORDS	RESULT	NAME	COUNTRY	AGE	VENUE	DATE
World Record WR	1:53.28	Jarmila KRATOCHVÍLOVÁ	TCH	32	München (GER)	26 Jul 1983
Championships Record CR	1:54.68	Jarmila KRATOCHVÍLOVÁ	TCH	32	Helsinki (FIN)	9 Aug 1983
World Leading WL	1:55.77	Keely HODGKINSON	GBR	21	Paris (FRA)	9 Jun 2023
Area Record AR		National Record NR		Personal Best PB		Season Best SB

27 August 2023

RANK	BIB	NAME	COUNTRY	DATE of BIRTH	PHASE	HEAT	LANE	PLACE	RESULT	
1	1082	Mary MORAA	KEN	15 Jun 00	Final	1	7	1	1:56.03	PB
					Semi-Final	3	7	1	1:58.48 Q	
					Round 1	2	6	11	1:59.89 Q	
2	846	Keely HODGKINSON	GBR	3 Mar 02	Final	1	6	2	1:56.34	
					Semi-Final	1	7	2	1:58.48 Q	
					Round 1	1	7	4	1:59.53 Q	
3	1430	Athing MU	USA	8 Jun 02	Final	1	4	3	1:56.61	SB
					Semi-Final	3	5	4	1:58.78 Q	
					Round 1	7	7	5	1:59.59 Q	
4	1436	Raevyn ROGERS	USA	7 Sep 96	Final	1	3	4	1:57.45	SB
					Semi-Final	2	4	15	2:00.47 Q	
					Round 1	2	7	13	2:00.06 Q	
5	864	Jemma REEKIE	GBR	6 Mar 98	Final	1	5	5	1:57.72	
					Semi-Final	2	5	14	2:00.28 Q	
					Round 1	5	5	8	1:59.71 Q	
6	1370	Nia AKINS	USA	7 Jul 98	Final	1	9	6	1:57.73	PB
					Semi-Final	1	4	3	1:58.61 Q	PB
					Round 1	5	8	1	1:59.19 Q	
7	1032	Adelle TRACEY	JAM	27 May 93	Final	1	2	7	1:58.41	PB
					Semi-Final	3	9	6	1:58.99 q	PB
					Round 1	4	3	10	1:59.82 Q	SB
8	1355	Halimah NAKAAYI	UGA	16 Oct 94	Final	1	8	8	1:59.18	
					Semi-Final	3	6	5	1:58.89 q	
					Round 1	4	4	7	1:59.68 Q	

ALL-TIME OUTDOOR TOP LIST				2023 OUTDOOR TOP LIST			
RESULT	NAME	VENUE	DATE	RESULT	NAME	VENUE	2023
1:53.28	Jarmila KRATOCHVÍLOVÁ (TCH)	München (GER)	26 Jul 83	1:55.77	Keely HODGKINSON (GBR)	Paris (FRA)	9 Jun
1:53.43	Nadezhda OLIZARENKO (URS)	Moskva (URS)	27 Jul 80	1:56.03	Mary MORAA (KEN)	Budapest	27 Aug
1:54.01	Pamela JELIMO (KEN)	Zürich (SUI)	29 Aug 08	1:56.61	Athing MU (USA)	Budapest	27 Aug
1:54.25	Caster SEMENYA (RSA)	Paris (FRA)	30 Jun 18	1:57.30	Jemma REEKIE (GBR)	London (GBR)	23 Jul
1:54.44	Ana Fidelia QUIROT (CUB)	Barcelona (ESP)	9 Sep 89	1:57.45	Raevyn ROGERS (USA)	Budapest	27 Aug
1:54.81	Olga MINEYEVA (URS)	Moskva (URS)	27 Jul 80	1:57.61	Natoya GOULE-TOPPIN (JAM)	London (GBR)	23 Jul
1:54.94	Tatyana KAZANKINA (URS)	Montréal (CAN)	26 Jul 76	1:57.62	Halimah NAKAAYI (UGA)	London (GBR)	23 Jul
1:55.04	Athing MU (USA)	Eugene, OR (USA)	21 Aug 21	1:57.73	Nia AKINS (USA)	Budapest	27 Aug
1:55.05	Doina MELINTE (ROU)	Bucuresti (ROU)	1 Aug 82	1:57.78	Catriona BISSET (AUS)	London (GBR)	23 Jul
1:55.19	Maria de Lurdes MUTOLA (MOZ)	Zürich (SUI)	17 Aug 94	1:58.00	Katie SNOWDEN (GBR)	London (GBR)	23 Jul
1:55.19	Jolanda ČEPLAK (SLO)	Heusden-Zolder (BEL)	20 Jul 02				

SUMMARY



800 Metres Women - Semi-Final

First 2 of each heat (Q) plus 2 fastest times (q) qualify to Final

RECORDS	RESULT	NAME	COUNTRY	AGE	VENUE	DATE
World Record WR	1:53.28	Jarmila KRATOCHVÍLOVÁ	TCH	32	München (GER)	26 Jul 1983
Championships Record CR	1:54.68	Jarmila KRATOCHVÍLOVÁ	TCH	32	Helsinki (FIN)	9 Aug 1983
World Leading WL	1:55.77	Keely HODGKINSON	GBR	21	Paris (FRA)	9 Jun 2023
Area Record AR		National Record NR		Personal Best PB		Season Best SB

25 August 2023

RANK	PLACE	HEAT	LANE	BIB	NAME	COUNTRY	DATE OF BIRTH	RESULT
1	1	3	7	1082	Mary MORAA	KEN	15 Jun 00	1:58.48 (.472) Q
2	1	1	7	846	Keely HODGKINSON	GBR	3 Mar 02	1:58.48 (.476) Q
3	2	1	4	1370	Nia AKINS	USA	7 Jul 98	1:58.61 Q PB
4	2	3	5	1430	Athing MU	USA	8 Jun 02	1:58.78 Q
5	3	3	6	1355	Halimah NAKAAYI	UGA	16 Oct 94	1:58.89 q
6	4	3	9	1032	Adelle TRACEY	JAM	27 May 93	1:58.99 q PB
7	5	3	8	509	Abbey CALDWELL	AUS	3 Jul 01	1:59.05
8	3	1	8	565	Noélie YARIGO	BEN	26 Dec 85	1:59.43
9	4	1	9	767 L	Worknesh MESELE	ETH	11 Jun 01	1:59.54
10	6	3	2	981	Eloisa COIRO	ITA	1 Dec 00	1:59.61 PB
11	5	1	3	791	Eveliina MÄÄTTÄNEN	FIN	1 Sep 95	1:59.81 PB
12	6	1	5	507	Catriona BISSET	AUS	1 Mar 94	1:59.94
13	7	3	3	625	Jazz SHUKLA	CAN	24 Aug 98	2:00.23 PB
14	1	2	5	864	Jemma REEKIE	GBR	6 Mar 98	2:00.28 Q
15	2	2	4	1436	Raevyn ROGERS	USA	7 Sep 96	2:00.47 Q
16	7	1	6	1278	Anita HORVAT	SLO	7 Sep 96	2:00.54
17	8	1	2	579	Flavia Maria DE LIMA	BRA	1 Jul 93	2:00.77 SB
18	3	2	7	1014	Natoya GOULE-TOPPIN	JAM	30 Mar 91	2:00.78
19	4	2	8	756	Habitam ALEMU	ETH	9 Jul 97	2:01.02
20	5	2	3	1299	Lore HOFFMANN	SUI	25 Jul 96	2:01.05
21	6	2	6	817	Rénelle LAMOTE	FRA	26 Dec 93	2:01.25
22	7	2	2	880	Christina HERING	GER	9 Oct 94	2:01.66
23	8	2	9	928	Bianka KÉRI	HUN	19 Apr 94	2:01.68
24	8	3	4	1263	Prudence SEKGODISO	RSA	5 Jan 02	2:11.68

NOTE **L** BIB 767 (Worknesh MESELE) - TR17.4.3 or TR17.4.4

ALL-TIME OUTDOOR TOP LIST				2023 OUTDOOR TOP LIST			
RESULT	NAME	VENUE	DATE	RESULT	NAME	VENUE	2023
1:53.28	Jarmila KRATOCHVÍLOVÁ (TCH)	München (GER)	26 Jul 83	1:55.77	Keely HODGKINSON (GBR)	Paris (FRA)	9 Jun
1:53.43	Nadezhda OLIZARENKO (URS)	Moskva (URS)	27 Jul 80	1:56.85	Mary MORAA (KEN)	Chorzów (POL)	16 Jul
1:54.01	Pamela JELIMO (KEN)	Zürich (SUI)	29 Aug 08	1:57.30	Jemma REEKIE (GBR)	London (GBR)	23 Jul
1:54.25	Caster SEMENYA (RSA)	Paris (FRA)	30 Jun 18	1:57.61	Natoya GOULE-TOPPIN (JAM)	London (GBR)	23 Jul
1:54.44	Ana Fidelia QUIROT (CUB)	Barcelona (ESP)	9 Sep 89	1:57.62	Halimah NAKAAYI (UGA)	London (GBR)	23 Jul
1:54.81	Olga MINEYEVA (URS)	Moskva (URS)	27 Jul 80	1:57.78	Catriona BISSET (AUS)	London (GBR)	23 Jul
1:54.94	Tatyana KAZANKINA (URS)	Montréal (CAN)	26 Jul 76	1:58.00	Katie SNOWDEN (GBR)	London (GBR)	23 Jul
1:55.04	Athing MU (USA)	Eugene, OR (USA)	21 Aug 21	1:58.09	Sage HURTA-KLECKER (USA)	Chorzów (POL)	16 Jul
1:55.05	Doina MELINTE (ROU)	Bucuresti (ROU)	1 Aug 82	1:58.16	Ajee WILSON (USA)	Paris (FRA)	9 Jun
1:55.19	Maria de Lurdes MUTOLA (MOZ)	Zürich (SUI)	17 Aug 94	1:58.23	Nelly CHEPCHIRCHIR (KEN)	Grosseto (ITA)	27 May
1:55.19	Jolanda ČEPLAK (SLO)	Heusden-Zolder (BEL)	20 Jul 02				

RACE ANALYSIS



800 Metres Women - Semi-Final

First 2 of each heat (Q) plus 2 fastest times (q) qualify to Final

Heat 1 **3**

25 August 2023 20:25 START TIME 29° C TEMPERATURE 54 % HUMIDITY

1	100 m	2	200 m	3	300 m	4	400 m	5	500 m	6	600 m	7	700 m
---	-------	---	-------	---	-------	---	-------	---	-------	---	-------	---	-------

1	846	Keely HODGKINSON	GBR	3 Mar 02	1:58.48									
1	13.38	2	13.47	3	15.65	4	15.86	5	15.62	6	15.14	7	14.71	14.65
	13.38 (1)		26.85 (1)		42.50 (1)		58.36 (1)		1:13.98 (1)		1:29.12 (1)		1:43.83 (1)	
2	1370	Nia AKINS	USA	7 Jul 98	1:58.61 PB									
1	13.49	2	13.38	3	15.66	4	15.95	5	15.70	6	15.17	7	14.81	14.45
	13.49 (2)		26.87 (2)		42.53 (2)		58.48 (3)		1:14.18 (3)		1:29.35 (3)		1:44.16 (3)	
3	565	Noélie YARIGO	BEN	26 Dec 85	1:59.43									
1	13.59	2	13.43	3	15.63	4	15.84	5	15.57	6	15.19	7	14.80	15.38
	13.59 (5)		27.02 (4)		42.65 (4)		58.49 (4)		1:14.06 (2)		1:29.25 (2)		1:44.05 (2)	
4	767	Worknesh MESELE	ETH	11 Jun 01	1:59.54									
1	14.04	2	13.32	3	15.67	4	15.83	5	15.87	6	15.07	7	15.13	14.61
	14.04 (7)		27.36 (7)		43.03 (7)		58.86 (7)		1:14.73 (7)		1:29.80 (8)		1:44.93 (8)	
5	791	Eveliina MÄÄTTÄNEN	FIN	1 Sep 95	1:59.81 PB									
1	13.93	2	13.33	3	15.47	4	15.90	5	15.79	6	15.07	7	14.89	15.43
	13.93 (6)		27.26 (6)		42.73 (6)		58.63 (5)		1:14.42 (5)		1:29.49 (6)		1:44.38 (4)	
6	507	Catriona BISSET	AUS	1 Mar 94	1:59.94									
1	13.56	2	13.48	3	15.65	4	15.98	5	15.91	6	14.91	7	15.16	15.29
	13.56 (4)		27.04 (5)		42.69 (5)		58.67 (6)		1:14.58 (6)		1:29.49 (5)		1:44.65 (6)	
7	1278	Anita HORVAT	SLO	7 Sep 96	2:00.54									
1	13.54	2	13.36	3	15.73	4	15.84	5	15.88	6	15.06	7	15.12	16.01
	13.54 (3)		26.90 (3)		42.63 (3)		58.47 (2)		1:14.35 (4)		1:29.41 (4)		1:44.53 (5)	
8	579	Flavia Maria DE LIMA	BRA	1 Jul 93	2:00.77 SB									
1	14.60	2	13.69	3	15.01	4	15.74	5	15.77	6	14.97	7	15.15	15.84
	14.60 (8)		28.29 (8)		43.30 (8)		59.04 (8)		1:14.81 (8)		1:29.78 (7)		1:44.93 (7)	

RACE ANALYSIS



800 Metres Women - Semi-Final

First 2 of each heat (Q) plus 2 fastest times (q) qualify to Final

Heat 2 **3**

25 August 2023 20:35 START TIME 29° C TEMPERATURE 54 % HUMIDITY

1	100 m	2	200 m	3	300 m	4	400 m	5	500 m	6	600 m	7	700 m
---	-------	---	-------	---	-------	---	-------	---	-------	---	-------	---	-------

1		2		3		4		5		6		7		800 m	
1 864		Jemma REEKIE												GBR 6 Mar 98 2:00.28	
1	13.58	2	14.34	3	16.85	4	16.67	5	15.67	6	14.58	7	14.46	14.13	
13.58 (3)		27.92 (3)		44.77 (3)		1:01.44 (4)		1:17.11 (4)		1:31.69 (6)		1:46.15 (4)			
2 1436		Raevyn ROGERS												USA 7 Sep 96 2:00.47	
1	13.45	2	14.39	3	16.74	4	16.68	5	15.64	6	14.76	7	14.23	14.58	
13.45 (1)		27.84 (2)		44.58 (2)		1:01.26 (2)		1:16.90 (2)		1:31.66 (5)		1:45.89 (2)			
3 1014		Natoya GOULE-TOPPIN												JAM 30 Mar 91 2:00.78	
1	13.55	2	14.10	3	16.92	4	16.61	5	15.65	6	14.60	7	14.38	14.97	
13.55 (2)		27.65 (1)		44.57 (1)		1:01.18 (1)		1:16.83 (1)		1:31.43 (2)		1:45.81 (1)			
4 756		Habitam ALEMU												ETH 9 Jul 97 2:01.02	
1	13.99	2	13.98	3	17.00	4	16.68	5	15.61	6	14.16	7	14.51	15.09	
13.99 (8)		27.97 (4)		44.97 (6)		1:01.65 (7)		1:17.26 (6)		1:31.42 (1)		1:45.93 (3)			
5 1299		Lore HOFFMANN												SUI 25 Jul 96 2:01.05	
1	13.82	2	14.46	3	16.77	4	16.58	5	15.77	6	14.46	7	14.59	14.60	
13.82 (7)		28.28 (7)		45.05 (7)		1:01.63 (6)		1:17.40 (7)		1:31.86 (8)		1:46.45 (7)			
6 817		Rénelle LAMOTE												FRA 26 Dec 93 2:01.25	
1	13.67	2	14.33	3	16.79	4	16.63	5	15.60	6	14.58	7	14.77	14.88	
13.67 (5)		28.00 (5)		44.79 (5)		1:01.42 (3)		1:17.02 (3)		1:31.60 (4)		1:46.37 (6)			
7 880		Christina HERING												GER 9 Oct 94 2:01.66	
1	13.67	2	14.40	3	16.70	4	16.70	5	15.68	6	14.69	7	14.70	15.12	
13.67 (4)		28.07 (6)		44.77 (4)		1:01.47 (5)		1:17.15 (5)		1:31.84 (7)		1:46.54 (8)			
8 928		Bianka KÉRI												HUN 19 Apr 94 2:01.68	
1	13.73	2	14.56	3	16.84	4	16.69	5	15.68	6	14.07	7	14.69	15.42	
13.73 (6)		28.29 (8)		45.13 (8)		1:01.82 (8)		1:17.50 (8)		1:31.57 (3)		1:46.26 (5)			

RACE ANALYSIS



800 Metres Women - Semi-Final

First 2 of each heat (Q) plus 2 fastest times (q) qualify to Final

Heat 3 **3**

25 August 2023

20:46 START TIME

29° C TEMPERATURE

56 % HUMIDITY

1	100 m	2	200 m	3	300 m	4	400 m	5	500 m	6	600 m	7	700 m
---	-------	---	-------	---	-------	---	-------	---	-------	---	-------	---	-------

1	1082	Mary MORAA												KEN	15 Jun 00	1:58.48
1	13.47	2	13.09	3	15.42	4	15.37	5	15.23	6	15.53	7	15.39			14.98
	13.47 (3)		26.56 (1)		41.98 (1)		57.35 (1)		1:12.58 (1)		1:28.11 (2)		1:43.50 (1)			

2	1430	Athing MU												USA	8 Jun 02	1:58.78
1	13.39	2	13.53	3	15.17	4	15.40	5	16.08	6	15.14	7	14.92			15.15
	13.39 (1)		26.92 (3)		42.09 (3)		57.49 (4)		1:13.57 (6)		1:28.71 (5)		1:43.63 (3)			

3	1355	Halimah NAKAAYI												UGA	16 Oct 94	1:58.89
1	13.40	2	13.29	3	15.33	4	15.34	5	15.28	6	15.40	7	15.52			15.33
	13.40 (2)		26.69 (2)		42.02 (2)		57.36 (2)		1:12.64 (2)		1:28.04 (1)		1:43.56 (2)			

4	1032	Adelle TRACEY												JAM	27 May 93	1:58.99 ^{PB}
1	13.80	2	13.50	3	15.07	4	15.40	5	15.33	6	15.48	7	15.33			15.08
	13.80 (7)		27.30 (6)		42.37 (7)		57.77 (6)		1:13.10 (4)		1:28.58 (4)		1:43.91 (5)			

5	509	Abbey CALDWELL												AUS	3 Jul 01	1:59.05
1	13.65	2	13.60	3	14.85	4	15.39	5	15.40	6	15.49	7	15.34			15.33
	13.65 (5)		27.25 (5)		42.10 (4)		57.49 (3)		1:12.89 (3)		1:28.38 (3)		1:43.72 (4)			

6	981	Eloisa COIRO												ITA	1 Dec 00	1:59.61 ^{PB}
1	14.19	2	13.59	3	14.49	4	15.71	5	15.33	6	15.48	7	15.37			15.45
	14.19 (8)		27.78 (8)		42.27 (6)		57.98 (8)		1:13.31 (5)		1:28.79 (6)		1:44.16 (6)			

7	625	Jazz SHUKLA												CAN	24 Aug 98	2:00.23 ^{PB}
1	13.69	2	13.88	3	14.83	4	15.44	5	15.86	6	15.64	7	15.28			15.61
	13.69 (6)		27.57 (7)		42.40 (8)		57.84 (7)		1:13.70 (7)		1:29.34 (7)		1:44.62 (7)			

8	1263	Prudence SEKGODISO												RSA	5 Jan 02	2:11.68
1	13.53	2	13.47	3	15.18	4	15.50	5	18.17	6	15.59	7	18.22			22.02
	13.53 (4)		27.00 (4)		42.18 (5)		57.68 (5)		1:15.85 (8)		1:31.44 (8)		1:49.66 (8)			

RESULTS



800 Metres Women - Semi-Final

First 2 of each heat (Q) plus 2 fastest times (q) qualify to Final

RECORDS	RESULT	NAME	COUNTRY	AGE	VENUE	DATE
World Record WR	1:53.28	Jarmila KRATOCHVÍLOVÁ	TCH	32	München (GER)	26 Jul 1983
Championships Record CR	1:54.68	Jarmila KRATOCHVÍLOVÁ	TCH	32	Helsinki (FIN)	9 Aug 1983
World Leading WL	1:55.77	Keely HODGKINSON	GBR	21	Paris (FRA)	9 Jun 2023
Area Record AR		National Record NR		Personal Best PB		Season Best SB

Heat 1

3

25 August 2023

20:25 START TIME

29° C

TEMPERATURE

54 %

HUMIDITY

PLACE	BIB	NAME	COUNTRY	DATE of BIRTH	LANE	RESULT
1	846	Keely HODGKINSON	GBR	3 Mar 02	7	1:58.48 (.476) Q
2	1370	Nia AKINS	USA	7 Jul 98	4	1:58.61 Q PB
3	565	Noélie YARIGO	BEN	26 Dec 85	8	1:59.43
4	767 L	Worknesh MESELE	ETH	11 Jun 01	9	1:59.54
5	791	Eveliina MÄÄTTÄNEN	FIN	1 Sep 95	3	1:59.81 PB
6	507	Catriona BISSET	AUS	1 Mar 94	5	1:59.94
7	1278	Anita HORVAT	SLO	7 Sep 96	6	2:00.54
8	579	Flavia Maria DE LIMA	BRA	1 Jul 93	2	2:00.77 SB

NOTE **L** BIB 767 (Worknesh MESELE) - TR17.4.3 or TR17.4.4

INTERMEDIATE TIMES

100 m	13.38 Keely HODGKINSON	200 m	26.85 Keely HODGKINSON
300 m	42.50 Keely HODGKINSON	400 m	58.36 Keely HODGKINSON
500 m	1:13.98 Keely HODGKINSON	600 m	1:29.12 Keely HODGKINSON
700 m	1:43.83 Keely HODGKINSON		

Heat 2

3

25 August 2023

20:35 START TIME

29° C

TEMPERATURE

54 %

HUMIDITY

PLACE	BIB	NAME	COUNTRY	DATE of BIRTH	LANE	RESULT
1	864	Jemma REEKIE	GBR	6 Mar 98	5	2:00.28 Q
2	1436	Raevyn ROGERS	USA	7 Sep 96	4	2:00.47 Q
3	1014	Natoya GOULE-TOPPIN	JAM	30 Mar 91	7	2:00.78
4	756	Habitam ALEMU	ETH	9 Jul 97	8	2:01.02
5	1299	Lore HOFFMANN	SUI	25 Jul 96	3	2:01.05
6	817	Rénelle LAMOTE	FRA	26 Dec 93	6	2:01.25
7	880	Christina HERING	GER	9 Oct 94	2	2:01.66
8	928	Bianka KÉRI	HUN	19 Apr 94	9	2:01.68

INTERMEDIATE TIMES

100 m	13.45 Raevyn ROGERS	200 m	27.65 Natoya GOULE-TOPPIN
300 m	44.57 Natoya GOULE-TOPPIN	400 m	1:01.18 Natoya GOULE-TOPPIN
500 m	1:16.83 Natoya GOULE-TOPPIN	600 m	1:31.42 Habitam ALEMU
700 m	1:45.81 Natoya GOULE-TOPPIN		

RESULTS
800 Metres Women - Semi-Final

Heat 3

3

25 August 2023

20:46 START TIME

29° C
TEMPERATURE

56 %
HUMIDITY

PLACE	BIB	NAME	COUNTRY	DATE of BIRTH	LANE	RESULT
1	1082	Mary MORAA	KEN	15 Jun 00	7	1:58.48 (.472) Q
2	1430	Athing MU	USA	8 Jun 02	5	1:58.78 Q
3	1355	Halimah NAKAAYI	UGA	16 Oct 94	6	1:58.89 q
4	1032	Adelle TRACEY	JAM	27 May 93	9	1:58.99 q PB
5	509	Abbey CALDWELL	AUS	3 Jul 01	8	1:59.05
6	981	Eloisa COIRO	ITA	1 Dec 00	2	1:59.61 PB
7	625	Jazz SHUKLA	CAN	24 Aug 98	3	2:00.23 PB
8	1263	Prudence SEKGODISO	RSA	5 Jan 02	4	2:11.68

INTERMEDIATE TIMES

100 m	13.39 Athing MU	200 m	26.56 Mary MORAA
300 m	41.98 Mary MORAA	400 m	57.35 Mary MORAA
500 m	1:12.58 Mary MORAA	600 m	1:28.04 Halimah NAKAAYI
700 m	1:43.50 Mary MORAA		

ALL-TIME OUTDOOR TOP LIST

RESULT	NAME	VENUE	DATE
1:53.28	Jarmila KRATOCHVÍLOVÁ (TCH)	München (GER)	26 Jul 83
1:53.43	Nadezhda OLIZARENKO (URS)	Moskva (URS)	27 Jul 80
1:54.01	Pamela JELIMO (KEN)	Zürich (SUI)	29 Aug 08
1:54.25	Caster SEMENYA (RSA)	Paris (FRA)	30 Jun 18
1:54.44	Ana Fidelia QUIROT (CUB)	Barcelona (ESP)	9 Sep 89
1:54.81	Olga MINEYEVA (URS)	Moskva (URS)	27 Jul 80
1:54.94	Tatyana KAZANKINA (URS)	Montréal (CAN)	26 Jul 76
1:55.04	Athing MU (USA)	Eugene, OR (USA)	21 Aug 21
1:55.05	Doina MELINTE (ROU)	Bucuresti (ROU)	1 Aug 82
1:55.19	Maria de Lurdes MUTOLA (MOZ)	Zürich (SUI)	17 Aug 94
1:55.19	Jolanda ČEPLAK (SLO)	Heusden-Zolder (BEL)	20 Jul 02

2023 OUTDOOR TOP LIST

RESULT	NAME	VENUE	2023
1:55.77	Keely HODGKINSON (GBR)	Paris (FRA)	9 Jun
1:56.85	Mary MORAA (KEN)	Chorzów (POL)	16 Jul
1:57.30	Jemma REEKIE (GBR)	London (GBR)	23 Jul
1:57.61	Natoya GOULE-TOPPIN (JAM)	London (GBR)	23 Jul
1:57.62	Halimah NAKAAYI (UGA)	London (GBR)	23 Jul
1:57.78	Catriona BISSET (AUS)	London (GBR)	23 Jul
1:58.00	Katie SNOWDEN (GBR)	London (GBR)	23 Jul
1:58.09	Sage HURTA-KLECKER (USA)	Chorzów (POL)	16 Jul
1:58.16	Ajee WILSON (USA)	Paris (FRA)	9 Jun
1:58.23	Nelly CHEPCHIRCHIR (KEN)	Grosseto (ITA)	27 May

SUMMARY



800 Metres Women - Round 1

First 3 of each heat (Q) plus 3 fastest times (q) qualify to Semi-Final

RECORDS	RESULT	NAME	COUNTRY	AGE	VENUE	DATE
World Record WR	1:53.28	Jarmila KRATOCHVÍLOVÁ	TCH	32	München (GER)	26 Jul 1983
Championships Record CR	1:54.68	Jarmila KRATOCHVÍLOVÁ	TCH	32	Helsinki (FIN)	9 Aug 1983
World Leading WL	1:55.77	Keely HODGKINSON	GBR	21	Paris (FRA)	9 Jun 2023
Area Record AR		National Record NR		Personal Best PB		Season Best SB

23 August 2023

RANK	PLACE	HEAT	LANE	BIB	NAME	COUNTRY	DATE OF BIRTH	RESULT	
1	1	5	8	1370	Nia AKINS	USA	7 Jul 98	1:59.19	Q
2	1	6	8	756	Habitam ALEMU	ETH	9 Jul 97	1:59.36	Q
3	2	6	5	507	Catriona BISSET	AUS	1 Mar 94	1:59.46	Q
4	1	1	7	846	Keely HODGKINSON	GBR	3 Mar 02	1:59.53	Q
5	1	7	7	1430	Athing MU	USA	8 Jun 02	1:59.59	Q
6	2	7	5	1014	Natoya GOULE-TOPPIN	JAM	30 Mar 91	1:59.64	Q
7	1	4	4	1355	Halimah NAKAAYI	UGA	16 Oct 94	1:59.68	Q
8	2	5	5	864	Jemma REEKIE	GBR	6 Mar 98	1:59.71	Q
9	2	1	8	1263	Prudence SEKGODISO	RSA	5 Jan 02	1:59.72	Q
10	2	4	3	1032	Adelle TRACEY	JAM	27 May 93	1:59.82	Q SB
11	1	2	6	1082	Mary MORAA	KEN	15 Jun 00	1:59.89	Q
12	1	3	6	565	Noélie YARIGO	BEN	26 Dec 85	1:59.96	Q
13	2	2	7	1436	Raevyn ROGERS	USA	7 Sep 96	2:00.06 (.052)	Q
14	2	3	3	880	Christina HERING	GER	9 Oct 94	2:00.06 (.053)	Q SB
15	3	5	3	1278	Anita HORVAT	SLO	7 Sep 96	2:00.06 (.055)	Q
16	3	2	8	767	Worknesh MESELE	ETH	11 Jun 01	2:00.13	Q
17	3	7	2	1299	Lore HOFFMANN	SUI	25 Jul 96	2:00.14	Q SB
18	4	5	7	928	Bianka KÉRI	HUN	19 Apr 94	2:00.20	q
19	3	4	7	817	Rénelle LAMOTE	FRA	26 Dec 93	2:00.22	Q
20	3	3	9	509	Abbey CALDWELL	AUS	3 Jul 01	2:00.29	Q
21	4	2	2	625	Jazz SHUKLA	CAN	24 Aug 98	2:00.30	q PB
22	5	2	3	981	Eloisa COIRO	ITA	1 Dec 00	2:00.36	q
23	6	2	9	1315	Gabriela GAJANOVÁ	SVK	12 Oct 99	2:00.39	
24	3	1	2	791	Eveliina MÄÄTTÄNEN	FIN	1 Sep 95	2:00.41	Q
25	4	7	3	705	Annemarie NISSEN	DEN	8 Jul 94	2:00.47	
26	4	4	8	1252	Claudia Mihaela BOBOCEA	ROU	11 Jun 92	2:00.54	PB
27	5	4	2	970	Louise SHANAHAN	IRL	26 Jan 97	2:00.66	
28	4	3	7	1106	Gabija GALVYDYTĖ	LTU	17 Jan 00	2:00.79	
29	5	3	4	815	Léna KANDISSOUNON	FRA	26 Nov 98	2:00.81	
30	5	7	6	1122	Assia RAZIKI	MAR	4 Oct 96	2:00.91	PB
31	3	6	3	579	Flavia Maria DE LIMA	BRA	1 Jul 93	2:00.92 (.912)	Q SB
31	7	2	5	733	Daniela GARCÍA	ESP	31 Aug 01	2:00.92 (.912)	
33	4	6	6	1179	Hedda HYNNE	NOR	13 Mar 90	2:01.00	SB
34	6	3	2	1312	Audrey WERRO	SUI	27 Mar 04	2:01.03	
35	5	5	9	1307	Rachel PELLAUD	SUI	8 Mar 95	2:01.05	
36	5	6	9	738	Lorena MARTÍN	ESP	22 Oct 96	2:01.25	
37	4	1	3	1079	Vivian Chebet KIPROTICH	KEN	7 Jan 96	2:01.26	
38	6	6	4	672	Rose Mary ALMANZA	CUB	13 Jul 92	2:01.33	
39	5	1	6	975	Elena BELLÒ	ITA	18 Jan 97	2:01.38	
40	6	7	8	841	Isabelle BOFFEY	GBR	13 Apr 00	2:01.40	

SUMMARY
800 Metres Women - Round 1

23 August 2023

RANK	PLACE	HEAT	LANE	BIB	NAME	COUNTRY	DATE of BIRTH	RESULT
41	7	6	2	886	Majtie KOLBERG	GER	5 Dec 99	2:01.41 (.401)
42	7	3	8	1081	Naomi KORIR	KEN	1 Sep 98	2:01.41 (.408)
43	6	4	5	763	Tigist GIRMA	ETH	7 Nov 02	2:01.47
44	7	7	9	1362	Nataliia KROL	UKR	11 Sep 94	2:01.62 (.611)
45	7	4	9	571	Oratile NOWE	BOT	20 May 00	2:01.62 (.617) NR
46	6	1	9	1222	Angelika SARNA	POL	1 Oct 97	2:01.78
47	8	6	7	826	Agnès RAHAROLAHY	FRA	7 Nov 92	2:01.93
48	8	4	6	1394	Kaela EDWARDS	USA	8 Dec 93	2:02.22
49	6	5	6	1364	Olha LYAKHOVA	UKR	18 Mar 92	2:03.11
50	8	2	4	1209	Margarita KOCZANOWA	POL	1 Feb 99	2:03.23
51	7	5	2	535	Ellie SANFORD	AUS	13 Nov 97	2:03.55
52	8	7	4	1229	Anna WIELGOSZ	POL	9 Nov 93	2:03.61
53	8	3	5	612	Madeleine KELLY	CAN	28 Dec 95	2:04.72
54	8	5	4	1247	Patricia SILVA	POR	9 Dec 99	2:05.54
55	7	1	5	735	Lorea IBARZABAL	ESP	7 Nov 94	2:06.33
56	8	1	4	504	Perina Lokure NAKANG	ART	1 Jan 03	2:15.84

ALL-TIME OUTDOOR TOP LIST				2023 OUTDOOR TOP LIST			
RESULT	NAME	VENUE	DATE	RESULT	NAME	VENUE	2023
1:53.28	Jarmila KRATOCHVÍLOVÁ (TCH)	München (GER)	26 Jul 83	1:55.77	Keely HODGKINSON (GBR)	Paris (FRA)	9 Jun
1:53.43	Nadezhda OLIZARENKO (URS)	Moskva (URS)	27 Jul 80	1:56.85	Mary MORAA (KEN)	Chorzów (POL)	16 Jul
1:54.01	Pamela JELIMO (KEN)	Zürich (SUI)	29 Aug 08	1:57.30	Jemma REEKIE (GBR)	London (GBR)	23 Jul
1:54.25	Caster SEMENYA (RSA)	Paris (FRA)	30 Jun 18	1:57.61	Natoya GOULE-TOPPIN (JAM)	London (GBR)	23 Jul
1:54.44	Ana Fidelia QUIROT (CUB)	Barcelona (ESP)	9 Sep 89	1:57.62	Halimah NAKAAYI (UGA)	London (GBR)	23 Jul
1:54.81	Olga MINEYEVA (URS)	Moskva (URS)	27 Jul 80	1:57.78	Catriona BISSET (AUS)	London (GBR)	23 Jul
1:54.94	Tatyana KAZANKINA (URS)	Montréal (CAN)	26 Jul 76	1:58.00	Katie SNOWDEN (GBR)	London (GBR)	23 Jul
1:55.04	Athinq MU (USA)	Eugene, OR (USA)	21 Aug 21	1:58.09	Sage HURTA-KLECKER (USA)	Chorzów (POL)	16 Jul
1:55.05	Doina MELINTE (ROU)	Bucuresti (ROU)	1 Aug 82	1:58.16	Ajee WILSON (USA)	Paris (FRA)	9 Jun
1:55.19	Maria de Lurdes MUTOLA (MOZ)	Zürich (SUI)	17 Aug 94	1:58.23	Nelly CHEPCHIRCHIR (KEN)	Grosseto (ITA)	27 May
1:55.19	Jolanda ČEPLAK (SLO)	Heusden-Zolder (BEL)	20 Jul 02				

RACE ANALYSIS



800 Metres Women - Round 1

First 3 of each heat (Q) plus 3 fastest times (q) qualify to Semi-Final

Heat 1

7

23 August 2023

10:04 START TIME

30° C
TEMPERATURE

56 %
HUMIDITY

1	100 m	2	200 m	3	300 m	4	400 m	5	500 m	6	600 m	7	700 m
---	-------	---	-------	---	-------	---	-------	---	-------	---	-------	---	-------

<input type="text"/>	1	846	Keely HODGKINSON	GBR	3 Mar 02	1:59.53
<input type="text"/>	2	1263	Prudence SEKGODISO	RSA	5 Jan 02	1:59.72
<input type="text"/>	3	791	Eveliina MÄÄTTÄNEN	FIN	1 Sep 95	2:00.41
<input type="text"/>	4	1079	Vivian Chebet KIPROTICH	KEN	7 Jan 96	2:01.26
<input type="text"/>	5	975	Elena BELLÒ	ITA	18 Jan 97	2:01.38
<input type="text"/>	6	1222	Angelika SARNA	POL	1 Oct 97	2:01.78
<input type="text"/>	7	735	Lorea IBARZABAL	ESP	7 Nov 94	2:06.33
<input type="text"/>	8	504	Perina Lokure NAKANG	ART	1 Jan 03	2:15.84

RACE ANALYSIS



800 Metres Women - Round 1

First 3 of each heat (Q) plus 3 fastest times (q) qualify to Semi-Final

Heat 2 **7**

23 August 2023

10:13 START TIME

30° C
TEMPERATURE

56 %
HUMIDITY

1	100 m	2	200 m	3	300 m	4	400 m	5	500 m	6	600 m	7	700 m
---	-------	---	-------	---	-------	---	-------	---	-------	---	-------	---	-------

1	1082	Mary MORAA												KEN	15 Jun 00	1:59.89
2	1436	Raevyn ROGERS												USA	7 Sep 96	2:00.06
3	767	Worknesh MESELE												ETH	11 Jun 01	2:00.13
4	625	Jazz SHUKLA												CAN	24 Aug 98	2:00.30 <small>PB</small>
5	981	Eloisa COIRO												ITA	1 Dec 00	2:00.36
6	1315	Gabriela GAJANOVÁ												SVK	12 Oct 99	2:00.39
7	733	Daniela GARCÍA												ESP	31 Aug 01	2:00.92
8	1209	Margarita KOCZANOWA												POL	1 Feb 99	2:03.23

RACE ANALYSIS



800 Metres Women - Round 1

First 3 of each heat (Q) plus 3 fastest times (q) qualify to Semi-Final

Heat 3 **7**

23 August 2023

10:21 START TIME

31° C
TEMPERATURE

54 %
HUMIDITY

1	100 m	2	200 m	3	300 m	4	400 m	5	500 m	6	600 m	7	700 m
---	-------	---	-------	---	-------	---	-------	---	-------	---	-------	---	-------

1	565	Noélie YARIGO	BEN	26 Dec 85	1:59.96
2	880	Christina HERING	GER	9 Oct 94	2:00.06 SB
3	509	Abbey CALDWELL	AUS	3 Jul 01	2:00.29
4	1106	Gabija GALVYDYTĖ	LTU	17 Jan 00	2:00.79
5	815	Léna KANDISSOUNON	FRA	26 Nov 98	2:00.81
6	1312	Audrey WERRO	SUI	27 Mar 04	2:01.03
7	1081	Naomi KORIR	KEN	1 Sep 98	2:01.41
8	612	Madeleine KELLY	CAN	28 Dec 95	2:04.72

RACE ANALYSIS



800 Metres Women - Round 1

First 3 of each heat (Q) plus 3 fastest times (q) qualify to Semi-Final

Heat 4 **7**

23 August 2023

10:29 START TIME

31° C TEMPERATURE 54 % HUMIDITY

1	100 m	2	200 m	3	300 m	4	400 m	5	500 m	6	600 m	7	700 m
---	-------	---	-------	---	-------	---	-------	---	-------	---	-------	---	-------

1	1355	Halimah NAKAAYI	UGA	16 Oct 94	1:59.68
2	1032	Adelle TRACEY	JAM	27 May 93	1:59.82 ^{SB}
3	817	Rénelle LAMOTE	FRA	26 Dec 93	2:00.22
4	1252	Claudia Mihaela BOBOCEA	ROU	11 Jun 92	2:00.54 ^{PB}
5	970	Louise SHANAHAN	IRL	26 Jan 97	2:00.66
6	763	Tigist GIRMA	ETH	7 Nov 02	2:01.47
7	571	Oratile NOWE	BOT	20 May 00	2:01.62 ^{NR}
8	1394	Kaela EDWARDS	USA	8 Dec 93	2:02.22

RACE ANALYSIS



800 Metres Women - Round 1

First 3 of each heat (Q) plus 3 fastest times (q) qualify to Semi-Final

Heat 5 **7**

23 August 2023

10:37 START TIME

31° C
TEMPERATURE

54 %
HUMIDITY

1	100 m	2	200 m	3	300 m	4	400 m	5	500 m	6	600 m	7	700 m
---	-------	---	-------	---	-------	---	-------	---	-------	---	-------	---	-------

1	1370	Nia AKINS	USA	7 Jul 98	1:59.19
2	864	Jemma REEKIE	GBR	6 Mar 98	1:59.71
3	1278	Anita HORVAT	SLO	7 Sep 96	2:00.06
4	928	Bianka KÉRI	HUN	19 Apr 94	2:00.20
5	1307	Rachel PELLAUD	SUI	8 Mar 95	2:01.05
6	1364	Olha LYAKHOVA	UKR	18 Mar 92	2:03.11
7	535	Ellie SANFORD	AUS	13 Nov 97	2:03.55
8	1247	Patricia SILVA	POR	9 Dec 99	2:05.54

RACE ANALYSIS



800 Metres Women - Round 1

First 3 of each heat (Q) plus 3 fastest times (q) qualify to Semi-Final

Heat 6 **7**

23 August 2023

10:46 START TIME

32° C TEMPERATURE 54 % HUMIDITY

1	100 m	2	200 m	3	300 m	4	400 m	5	500 m	6	600 m	7	700 m
---	-------	---	-------	---	-------	---	-------	---	-------	---	-------	---	-------

1	756	Habitam ALEMU	ETH	9 Jul 97	1:59.36
2	507	Catriona BISSET	AUS	1 Mar 94	1:59.46
3	579	Flavia Maria DE LIMA	BRA	1 Jul 93	2:00.92 SB
4	1179	Hedda HYNNE	NOR	13 Mar 90	2:01.00 SB
5	738	Lorena MARTÍN	ESP	22 Oct 96	2:01.25
6	672	Rose Mary ALMANZA	CUB	13 Jul 92	2:01.33
7	886	Majtie KOLBERG	GER	5 Dec 99	2:01.41
8	826	Agnès RAHAROLAHY	FRA	7 Nov 92	2:01.93

RACE ANALYSIS



800 Metres Women - Round 1

First 3 of each heat (Q) plus 3 fastest times (q) qualify to Semi-Final

Heat 7 **7**

23 August 2023

10:53 START TIME

32° C
TEMPERATURE

54 %
HUMIDITY

1	100 m	2	200 m	3	300 m	4	400 m	5	500 m	6	600 m	7	700 m
---	-------	---	-------	---	-------	---	-------	---	-------	---	-------	---	-------

1	1430	Athing MU												USA	8 Jun 02	1:59.59
2	1014	Natoya GOULE-TOPPIN												JAM	30 Mar 91	1:59.64
3	1299	Lore HOFFMANN												SUI	25 Jul 96	2:00.14 ^{SB}
4	705	Annemarie NISSEN												DEN	8 Jul 94	2:00.47
5	1122	Assia RAZIKI												MAR	4 Oct 96	2:00.91 ^{PB}
6	841	Isabelle BOFFEY												GBR	13 Apr 00	2:01.40
7	1362	Natalia KROL												UKR	11 Sep 94	2:01.62
8	1229	Anna WIELGOSZ												POL	9 Nov 93	2:03.61

RESULTS



800 Metres Women - Round 1

First 3 of each heat (Q) plus 3 fastest times (q) qualify to Semi-Final

RECORDS	RESULT	NAME	COUNTRY	AGE	VENUE	DATE
World Record WR	1:53.28	Jarmila KRATOCHVÍLOVÁ	TCH	32	München (GER)	26 Jul 1983
Championships Record CR	1:54.68	Jarmila KRATOCHVÍLOVÁ	TCH	32	Helsinki (FIN)	9 Aug 1983
World Leading WL	1:55.77	Keely HODGKINSON	GBR	21	Paris (FRA)	9 Jun 2023
Area Record AR		National Record NR		Personal Best PB		Season Best SB

Heat 1

7

23 August 2023

10:04 START TIME

30° C TEMPERATURE

56 % HUMIDITY

PLACE	BIB	NAME	COUNTRY	DATE of BIRTH	LANE	RESULT
1	846	Keely HODGKINSON	GBR	3 Mar 02	7	1:59.53 Q
2	1263	Prudence SEKGODISO	RSA	5 Jan 02	8	1:59.72 Q
3	791	Eveliina MÄÄTTÄNEN	FIN	1 Sep 95	2	2:00.41 Q
4	1079	Vivian Chebet KIPROTICH	KEN	7 Jan 96	3	2:01.26
5	975	Elena BELLÒ	ITA	18 Jan 97	6	2:01.38
6	1222	Angelika SARNA	POL	1 Oct 97	9	2:01.78
7	735	Lorea IBARZABAL	ESP	7 Nov 94	5	2:06.33
8	504	Perina Lokure NAKANG	ART	1 Jan 03	4	2:15.84

Heat 2

7

23 August 2023

10:13 START TIME

30° C TEMPERATURE

56 % HUMIDITY

PLACE	BIB	NAME	COUNTRY	DATE of BIRTH	LANE	RESULT
1	1082	Mary MORAA	KEN	15 Jun 00	6	1:59.89 Q
2	1436	Raevyn ROGERS	USA	7 Sep 96	7	2:00.06 (.052) Q
3	767	Worknesh MESELE	ETH	11 Jun 01	8	2:00.13 Q
4	625	Jazz SHUKLA	CAN	24 Aug 98	2	2:00.30 q PB
5	981	Eloisa COIRO	ITA	1 Dec 00	3	2:00.36 q
6	1315	Gabriela GAJANOVÁ	SVK	12 Oct 99	9	2:00.39
7	733	Daniela GARCÍA	ESP	31 Aug 01	5	2:00.92 (.912)
8	1209	Margarita KOCZANOWA	POL	1 Feb 99	4	2:03.23

Heat 3

7

23 August 2023

10:21 START TIME

31° C TEMPERATURE

54 % HUMIDITY

PLACE	BIB	NAME	COUNTRY	DATE of BIRTH	LANE	RESULT
1	565	Noélie YARIGO	BEN	26 Dec 85	6	1:59.96 Q
2	880	Christina HERING	GER	9 Oct 94	3	2:00.06 (.053) Q SB
3	509	Abbey CALDWELL	AUS	3 Jul 01	9	2:00.29 Q
4	1106	Gabija GALVYDYTĖ	LTU	17 Jan 00	7	2:00.79
5	815	Léna KANDISSOUNON	FRA	26 Nov 98	4	2:00.81
6	1312	Audrey WERRO	SUI	27 Mar 04	2	2:01.03
7	1081	Naomi KORIR	KEN	1 Sep 98	8	2:01.41 (.408)
8	612	Madeleine KELLY	CAN	28 Dec 95	5	2:04.72

RESULTS
800 Metres Women - Round 1

Heat 4 7

23 August 2023 10:29 START TIME 31° C 54 %
TEMPERATURE HUMIDITY

PLACE	BIB	NAME	COUNTRY	DATE of BIRTH	LANE	RESULT	
1	1355	Halimah NAKAAYI	UGA	16 Oct 94	4	1:59.68	Q
2	1032	Adelle TRACEY	JAM	27 May 93	3	1:59.82	Q SB
3	817	Rénelle LAMOTE	FRA	26 Dec 93	7	2:00.22	Q
4	1252	Claudia Mihaela BOBOCEA	ROU	11 Jun 92	8	2:00.54	PB
5	970	Louise SHANAHAN	IRL	26 Jan 97	2	2:00.66	
6	763	Tigist GIRMA	ETH	7 Nov 02	5	2:01.47	
7	571	Oratile NOWE	BOT	20 May 00	9	2:01.62 (.617)	NR
8	1394	Kaela EDWARDS	USA	8 Dec 93	6	2:02.22	

Heat 5 7

23 August 2023 10:37 START TIME 31° C 54 %
TEMPERATURE HUMIDITY

PLACE	BIB	NAME	COUNTRY	DATE of BIRTH	LANE	RESULT	
1	1370	Nia AKINS	USA	7 Jul 98	8	1:59.19	Q
2	864	Jemma REEKIE	GBR	6 Mar 98	5	1:59.71	Q
3	1278	Anita HORVAT	SLO	7 Sep 96	3	2:00.06 (.055)	Q
4	928	Bianka KÉRI	HUN	19 Apr 94	7	2:00.20	q
5	1307	Rachel PELLAUD	SUI	8 Mar 95	9	2:01.05	
6	1364	Olha LYAKHOVA	UKR	18 Mar 92	6	2:03.11	
7	535	Ellie SANFORD	AUS	13 Nov 97	2	2:03.55	
8	1247	Patricia SILVA	POR	9 Dec 99	4	2:05.54	

Heat 6 7

23 August 2023 10:46 START TIME 32° C 54 %
TEMPERATURE HUMIDITY

PLACE	BIB	NAME	COUNTRY	DATE of BIRTH	LANE	RESULT	
1	756	Habitam ALEMU	ETH	9 Jul 97	8	1:59.36	Q
2	507	Catriona BISSET	AUS	1 Mar 94	5	1:59.46	Q
3	579	Flavia Maria DE LIMA	BRA	1 Jul 93	3	2:00.92 (.912)	Q SB
4	1179	Hedda HYNNE	NOR	13 Mar 90	6	2:01.00	SB
5	738	Lorena MARTÍN	ESP	22 Oct 96	9	2:01.25	
6	672	Rose Mary ALMANZA	CUB	13 Jul 92	4	2:01.33	
7	886	Majtie KOLBERG	GER	5 Dec 99	2	2:01.41 (.401)	
8	826	Agnès RAHAROLAHY	FRA	7 Nov 92	7	2:01.93	

Heat 7 7

23 August 2023 10:53 START TIME 32° C 54 %
TEMPERATURE HUMIDITY

PLACE	BIB	NAME	COUNTRY	DATE of BIRTH	LANE	RESULT	
1	1430	Athing MU	USA	8 Jun 02	7	1:59.59	Q
2	1014	Natoya GOULE-TOPPIN	JAM	30 Mar 91	5	1:59.64	Q
3	1299	Lore HOFFMANN	SUI	25 Jul 96	2	2:00.14	Q SB
4	705	Annemarie NISSEN	DEN	8 Jul 94	3	2:00.47	
5	1122	Assia RAZIKI	MAR	4 Oct 96	6	2:00.91	PB
6	841	Isabelle BOFFEY	GBR	13 Apr 00	8	2:01.40	
7	1362	Nataliia KROL	UKR	11 Sep 94	9	2:01.62 (.611)	
8	1229	Anna WIELGOSZ	POL	9 Nov 93	4	2:03.61	

RESULTS
800 Metres Women - Round 1

ALL-TIME OUTDOOR TOP LIST				2023 OUTDOOR TOP LIST			
RESULT	NAME	VENUE	DATE	RESULT	NAME	VENUE	2023
1:53.28	Jarmila KRATOCHVÍLOVÁ (TCH)	München (GER)	26 Jul 83	1:55.77	Keely HODGKINSON (GBR)	Paris (FRA)	9 Jun
1:53.43	Nadezhda OLIZARENKO (URS)	Moskva (URS)	27 Jul 80	1:56.85	Mary MORAA (KEN)	Chorzów (POL)	16 Jul
1:54.01	Pamela JELIMO (KEN)	Zürich (SUI)	29 Aug 08	1:57.30	Jemma REEKIE (GBR)	London (GBR)	23 Jul
1:54.25	Caster SEMENYA (RSA)	Paris (FRA)	30 Jun 18	1:57.61	Natoya GOULE-TOPPIN (JAM)	London (GBR)	23 Jul
1:54.44	Ana Fidelia QUIROT (CUB)	Barcelona (ESP)	9 Sep 89	1:57.62	Halimah NAKAAYI (UGA)	London (GBR)	23 Jul
1:54.81	Olqa MINEYEVA (URS)	Moskva (URS)	27 Jul 80	1:57.78	Catriona BISSET (AUS)	London (GBR)	23 Jul
1:54.94	Tatyana KAZANKINA (URS)	Montréal (CAN)	26 Jul 76	1:58.00	Katie SNOWDEN (GBR)	London (GBR)	23 Jul
1:55.04	Athing MU (USA)	Eugene, OR (USA)	21 Aug 21	1:58.09	Saqe HURTA-KLECKER (USA)	Chorzów (POL)	16 Jul
1:55.05	Doina MELINTE (ROU)	Bucuresti (ROU)	1 Aug 82	1:58.16	Ajee WILSON (USA)	Paris (FRA)	9 Jun
1:55.19	Maria de Lurdes MUTOLA (MOZ)	Zürich (SUI)	17 Aug 94	1:58.23	Nelly CHEPCHIRCHIR (KEN)	Grosseto (ITA)	27 May
1:55.19	Jolanda ČEPLAK (SLO)	Heusden-Zolder (BEL)	20 Jul 02				

RESULTS



1500 Metres Women - Final

RECORDS	RESULT	NAME	COUNTRY	AGE	VENUE	DATE
World Record WR	3:49.11	Faith KIPYEGON	KEN	29	Firenze (ITA)	2 Jun 2023
Championships Record CR	3:51.95	Sifan HASSAN	NED	26	Doha (QAT)	5 Oct 2019
World Leading WL	3:49.11	Faith KIPYEGON	KEN	29	Firenze (ITA)	2 Jun 2023
Area Record AR						
National Record NR						
Personal Best PB						
Season Best SB						

22 August 2023 21:33 START TIME
28° C TEMPERATURE 53 % HUMIDITY

PLACE	BIB	NAME	COUNTRY	DATE of BIRTH	ORDER	RESULT
1	1080	Faith KIPYEGON	KEN	10 Jan 94	2	3:54.87
2	773	Diribe WELTEJI	ETH	13 May 02	12	3:55.69
3	1139	Sifan HASSAN	NED	1 Jan 93	6	3:56.00
4	964	Ciara MAGEEAN	IRL	12 Mar 92	1	3:56.61 NR
5	1070	Nelly CHEPCHIRCHIR	KEN	4 Jun 03	9	3:57.90 PB
6	855	Laura MUIR	GBR	9 May 93	8	3:58.58
7	520	Jessica HULL	AUS	22 Oct 96	3	3:59.54
8	867	Katie SNOWDEN	GBR	9 Mar 94	5	3:59.65
9	766	Birke HAYLOM	ETH	6 Jan 06	4	4:01.51
10	1423	Cory Ann MCGEE	USA	29 May 92	7	4:01.60
11	979	Ludovica CAVALLI	ITA	20 Dec 00	10	4:01.84 PB
12	845	Melissa COURTNEY-BRYANT	GBR	30 Aug 93	11	4:03.31

INTERMEDIATE TIMES

100 m	14.12	Faith KIPYEGON	200 m	30.69	Diribe WELTEJI
300 m	48.03	Faith KIPYEGON	400 m	1:05.14	Faith KIPYEGON
500 m	1:21.68	Faith KIPYEGON	600 m	1:38.54	Faith KIPYEGON
700 m	1:55.01	Ciara MAGEEAN	800 m	2:11.78	Faith KIPYEGON
900 m	2:27.63	Faith KIPYEGON	1000 m	2:43.42	Faith KIPYEGON
1100 m	2:58.24	Diribe WELTEJI	1200 m	3:12.41	Faith KIPYEGON
1300 m	3:26.03	Faith KIPYEGON	1400 m	3:40.17	Faith KIPYEGON

ALL-TIME OUTDOOR TOP LIST

RESULT	NAME	VENUE	DATE
3:49.11	Faith KIPYEGON (KEN)	Firenze (ITA)	2 Jun 23
3:50.07	Genzebe DIBABA (ETH)	Monaco (MON)	17 Jul 15
3:50.46	Yunxia QU (CHN)	Beijing (CHN)	11 Sep 93
3:50.98	Jiang BO (CHN)	Shanghai (CHN)	18 Oct 97
3:51.34	Yinglai LANG (CHN)	Shanghai (CHN)	18 Oct 97
3:51.92	Junxia WANG (CHN)	Beijing (CHN)	11 Sep 93
3:51.95	Sifan HASSAN (NED)	Doha (QAT)	5 Oct 19
3:52.47	Tatyana KAZANKINA (URS)	Zürich (SUI)	13 Aug 80
3:53.91	Lili YIN (CHN)	Shanghai (CHN)	18 Oct 97
3:53.96	Paula IVAN (ROU)	Seoul (KOR)	1 Oct 88

2023 OUTDOOR TOP LIST

RESULT	NAME	VENUE	2023
3:49.11	Faith KIPYEGON (KEN)	Firenze (ITA)	2 Jun
3:54.03	Gudaf TSEGAY (ETH)	Rabat (MAR)	28 May
3:54.87	Hirut MESHESHA (ETH)	Chorzów (POL)	16 Jul
3:54.93	Birke HAYLOM (ETH)	Chorzów (POL)	16 Jul
3:55.08	Diribe WELTEJI (ETH)	Chorzów (POL)	16 Jul
3:55.48	Sifan HASSAN (NED)	Budapest	20 Aug
3:56.36	Laura MUIR (GBR)	Budapest	20 Aug
3:56.61	Ciara MAGEEAN (IRL)	Budapest	22 Aug
3:56.72	Katie SNOWDEN (GBR)	Budapest	20 Aug
3:57.00	Worknesh MESELE (ETH)	Chorzów (POL)	16 Jul

RACE ANALYSIS



1500 Metres Women - Final

22 August 2023 21:33 START TIME 28° C 53 %
TEMPERATURE HUMIDITY

1	100 m	2	200 m	3	300 m	4	400 m	5	500 m	6	600 m	7	700 m	8	800 m	9	900 m	10	1000 m
11	1100 m	12	1200 m	13	1300 m	14	1400 m												

1 1080 Faith KIPYEGON														KEN		10 Jan 94		3:54.87	
1	14.12	2	16.72	3	17.19	4	17.11	5	16.54	6	16.86	7	16.50	8	16.74	9	15.85	10	15.79
	14.12 (1)		30.84 (3)		48.03 (1)		1:05.14 (1)		1:21.68 (1)		1:38.54 (1)		1:55.04 (2)		2:11.78 (1)		2:27.63 (1)		2:43.42 (1)
11	15.70	12	13.29	13	13.62	14	14.14	14.70											
	2:59.12 (10)		3:12.41 (1)		3:26.03 (1)		3:40.17 (1)												

2 773 Diribe WELTEJI														ETH		13 May 02		3:55.69	
1	14.14	2	16.55	3	17.39	4	17.19	5	16.64	6	16.83	7	16.38	8	16.83	9	15.76	10	16.04
	14.14 (2)		30.69 (1)		48.08 (2)		1:05.27 (2)		1:21.91 (2)		1:38.74 (3)		1:55.12 (3)		2:11.95 (2)		2:27.71 (2)		2:43.75 (7)
11	14.49	12	14.41	13	13.77	14	14.44	14.83											
	2:58.24 (1)		3:12.65 (2)		3:26.42 (2)		3:40.86 (3)												

3 1139 Sifan HASSAN														NED		1 Jan 93		3:56.00	
1	15.36	2	16.33	3	17.03	4	17.48	5	16.65	6	16.80	7	16.15	8	16.86	9	15.68	10	15.89
	15.36 (12)		31.69 (11)		48.72 (9)		1:06.20 (11)		1:22.85 (12)		1:39.65 (12)		1:55.80 (10)		2:12.66 (11)		2:28.34 (11)		2:44.23 (10)
11	14.42	12	14.49	13	13.61	14	14.02	15.23											
	2:58.65 (5)		3:13.14 (5)		3:26.75 (3)		3:40.77 (2)												

4 964 Ciara MAGEEAN														IRL		12 Mar 92		3:56.61 NR	
1	14.38	2	16.65	3	18.15	4	16.19	5	16.56	6	16.75	7	16.33	8	17.00	9	15.78	10	15.63
	14.38 (5)		31.03 (5)		49.18 (11)		1:05.37 (3)		1:21.93 (4)		1:38.68 (2)		1:55.01 (1)		2:12.01 (3)		2:27.79 (4)		2:43.42 (2)
11	14.90	12	14.52	13	13.95	14	14.27	15.55											
	2:58.32 (2)		3:12.84 (3)		3:26.79 (4)		3:41.06 (4)												

5 1070 Nelly CHEPCHIRCHIR														KEN		4 Jun 03		3:57.90 PB	
1	14.27	2	16.55	3	17.47	4	17.21	5	16.53	6	16.91	7	16.38	8	16.80	9	15.75	10	15.66
	14.27 (4)		30.82 (2)		48.29 (5)		1:05.50 (5)		1:22.03 (5)		1:38.94 (5)		1:55.32 (6)		2:12.12 (6)		2:27.87 (5)		2:43.53 (4)
11	14.88	12	14.47	13	13.99	14	15.32	15.71											
	2:58.41 (4)		3:12.88 (4)		3:26.87 (5)		3:42.19 (5)												

6 855 Laura MUIR														GBR		9 May 93		3:58.58	
1	14.44	2	16.80	3	17.02	4	17.21	5	16.45	6	17.00	7	16.35	8	16.78	9	15.73	10	15.68
	14.44 (6)		31.24 (7)		48.26 (4)		1:05.47 (4)		1:21.92 (3)		1:38.92 (4)		1:55.27 (4)		2:12.05 (4)		2:27.78 (3)		2:43.46 (3)
11	14.92	12	14.83	13	14.71	14	15.28	15.38											
	2:58.38 (3)		3:13.21 (6)		3:27.92 (6)		3:43.20 (6)												

7 520 Jessica HULL														AUS		22 Oct 96		3:59.54	
1	15.22	2	16.16	3	17.02	4	17.24	5	16.55	6	16.83	7	17.05	8	16.05	9	15.96	10	15.72
	15.22 (11)		31.38 (10)		48.40 (6)		1:05.64 (6)		1:22.19 (7)		1:39.02 (7)		1:56.07 (11)		2:12.12 (5)		2:28.08 (8)		2:43.80 (8)
11	15.12	12	15.38	13	14.47	14	15.11	15.66											
	2:58.92 (8)		3:14.30 (9)		3:28.77 (8)		3:43.88 (7)												

8 867 Katie SNOWDEN														GBR		9 Mar 94		3:59.65	
1	14.49	2	16.88	3	16.86	4	17.52	5	16.40	6	16.81	7	16.32	8	17.06	9	15.55	10	15.75
	14.49 (7)		31.37 (8)		48.23 (3)		1:05.75 (7)		1:22.15 (6)		1:38.96 (6)		1:55.28 (5)		2:12.34 (7)		2:27.89 (6)		2:43.64 (5)
11	15.12	12	15.10	13	14.78	14	15.40	15.61											
	2:58.76 (6)		3:13.86 (7)		3:28.64 (7)		3:44.04 (8)												

9 766 Birke HAYLOM														ETH		6 Jan 06		4:01.51	
1	14.22	2	16.70	3	17.88	4	17.48	5	16.19	6	16.88	7	16.27	8	16.88	9	15.73	10	15.75
	14.22 (3)		30.92 (4)		48.80 (10)		1:06.28 (12)		1:22.47 (9)		1:39.35 (11)		1:55.62 (9)		2:12.50 (10)		2:28.23 (10)		2:43.98 (9)
11	15.02	12	15.49	13	14.83	14	15.95	16.24											
	2:59.00 (9)		3:14.49 (10)		3:29.32 (9)		3:45.27 (10)												

10 1423 Cory Ann MCGEE														USA		29 May 92		4:01.60	
1	14.51	2	16.68	3	18.76	4	15.98	5	16.60	6	16.67	7	16.31	8	16.93	9	15.48	10	15.73
	14.51 (8)		31.19 (6)		49.95 (12)		1:05.93 (9)		1:22.53 (10)		1:39.20 (9)		1:55.51 (8)		2:12.44 (8)		2:27.92 (7)		2:43.65 (6)
11	15.17	12	15.29	13	15.29	14	15.83	16.37											
	2:58.82 (7)		3:14.11 (8)		3:29.40 (10)		3:45.23 (9)												

RACE ANALYSIS
1500 Metres Women - Final

11 979 **Ludovica CAVALLI** ITA 20 Dec 00 **4:01.84** PB

1	14.66	2	16.71	3	17.08	4	17.35	5	16.53	6	16.71	7	16.44	8	17.02	9	15.70	10	16.08
	14.66 (9)		31.37 (9)		48.45 (7)		1:05.80 (8)		1:22.33 (8)		1:39.04 (8)		1:55.48 (7)		2:12.50 (9)		2:28.20 (9)		2:44.28 (11)
11	15.21	12	15.93	13	15.60	14	15.77	15.05											
	2:59.49 (11)		3:15.42 (11)		3:31.02 (11)		3:46.79 (11)												

12 845 **Melissa COURTNEY-BRYANT** GBR 30 Aug 93 **4:03.31**

1	15.01	2	16.72	3	16.96	4	17.37	5	16.59	6	16.66	7	17.07	8	16.52	9	15.90	10	16.14
	15.01 (10)		31.73 (12)		48.69 (8)		1:06.06 (10)		1:22.65 (11)		1:39.31 (10)		1:56.38 (12)		2:12.90 (12)		2:28.80 (12)		2:44.94 (12)
11	15.56	12	16.21	13	15.57	14	15.74	15.29											
	3:00.50 (12)		3:16.71 (12)		3:32.28 (12)		3:48.02 (12)												

RESULT PROGRESSION



1500 Metres Women - Final

RECORDS	RESULT	NAME	COUNTRY	AGE	VENUE	DATE
World Record WR	3:49.11	Faith KIPYEGON	KEN	29	Firenze (ITA)	2 Jun 2023
Championships Record CR	3:51.95	Sifan HASSAN	NED	26	Doha (QAT)	5 Oct 2019
World Leading WL	3:49.11	Faith KIPYEGON	KEN	29	Firenze (ITA)	2 Jun 2023
Area Record AR		National Record NR		Personal Best PB		Season Best SB

22 August 2023

RANK	BIB	NAME	COUNTRY	DATE of BIRTH	PHASE	HEAT	PLACE	RESULT
1	1080	Faith KIPYEGON	KEN	10 Jan 94	Final	1	1	3:54.87
					Semi-Final	2	1	3:55.14 Q
					Round 1	2	9	4:02.62 Q
2	773	Diribe WELTEJI	ETH	13 May 02	Final	1	2	3:55.69
					Semi-Final	2	2	3:55.18 Q
					Round 1	2	10	4:02.72 Q
3	1139	Sifan HASSAN	NED	1 Jan 93	Final	1	3	3:56.00
					Semi-Final	2	3	3:55.48 Q SB
					Round 1	1	11	4:02.92 Q
4	964	Ciara MAGEEAN	IRL	12 Mar 92	Final	1	4	3:56.61 NR
					Semi-Final	1	14	4:02.70 Q
					Round 1	4	18	4:03.52 Q
5	1070	Nelly CHEPCHIRCHIR	KEN	4 Jun 03	Final	1	5	3:57.90 PB
					Semi-Final	1	12	4:02.14 Q
					Round 1	3	1	4:00.87 Q
6	855	Laura MUIR	GBR	9 May 93	Final	1	6	3:58.58
					Semi-Final	2	4	3:56.36 Q SB
					Round 1	1	16	4:03.50 Q
7	520	Jessica HULL	AUS	22 Oct 96	Final	1	7	3:59.54
					Semi-Final	2	6	3:57.85 Q
					Round 1	4	17	4:03.50 Q
8	867	Katie SNOWDEN	GBR	9 Mar 94	Final	1	8	3:59.65
					Semi-Final	2	5	3:56.72 Q PB
					Round 1	3	4	4:01.15 Q
9	766	Birke HAYLON	ETH	6 Jan 06	Final	1	9	4:01.51
					Semi-Final	1	13	4:02.46 Q
					Round 1	3	3	4:01.12 Q
10	1423	Cory Ann MCGEE	USA	29 May 92	Final	1	10	4:01.60
					Semi-Final	1	15	4:02.71 Q
					Round 1	4	19	4:03.61 Q
11	979	Ludovica CAVALLI	ITA	20 Dec 00	Final	1	11	4:01.84 PB
					Semi-Final	1	17	4:02.83 Q PB
					Round 1	4	22	4:03.81 Q
12	845	Melissa COURTNEY-BRYANT	GBR	30 Aug 93	Final	1	12	4:03.31
					Semi-Final	1	16	4:02.79 Q
					Round 1	2	14	4:03.14 Q

RESULT PROGRESSION
1500 Metres Women - Final

19 August 2023

RANK	BIB	NAME	COUNTRY	DATE of BIRTH	PHASE	HEAT	PLACE	RESULT
------	-----	------	---------	---------------	-------	------	-------	--------

ALL-TIME OUTDOOR TOP LIST				2023 OUTDOOR TOP LIST			
RESULT	NAME	VENUE	DATE	RESULT	NAME	VENUE	2023
3:49.11	Faith KIPYEGON (KEN)	Firenze (ITA)	2 Jun 23	3:49.11	Faith KIPYEGON (KEN)	Firenze (ITA)	2 Jun
3:50.07	Genzebe DIBABA (ETH)	Monaco (MON)	17 Jul 15	3:54.03	Gudaf TSEGAY (ETH)	Rabat (MAR)	28 May
3:50.46	Yunxia QU (CHN)	Beijing (CHN)	11 Sep 93	3:54.87	Hirut MESHESHA (ETH)	Chorzów (POL)	16 Jul
3:50.98	Jiang BO (CHN)	Shanghai (CHN)	18 Oct 97	3:54.93	Birke HAYLOM (ETH)	Chorzów (POL)	16 Jul
3:51.34	Yinglai LANG (CHN)	Shanghai (CHN)	18 Oct 97	3:55.08	Diribe WELTEJI (ETH)	Chorzów (POL)	16 Jul
3:51.92	Junxia WANG (CHN)	Beijing (CHN)	11 Sep 93	3:55.48	Sifan HASSAN (NED)	Budapest	20 Aug
3:51.95	Sifan HASSAN (NED)	Doha (QAT)	5 Oct 19	3:56.36	Laura MUIR (GBR)	Budapest	20 Aug
3:52.47	Tatyana KAZANKINA (URS)	Zürich (SUI)	13 Aug 80	3:56.61	Ciara MAGEEAN (IRL)	Budapest	22 Aug
3:53.91	Lili YIN (CHN)	Shanghai (CHN)	18 Oct 97	3:56.72	Katie SNOWDEN (GBR)	Budapest	20 Aug
3:53.96	Paula IVAN (ROU)	Seoul (KOR)	1 Oct 88	3:57.00	Worknesh MESELE (ETH)	Chorzów (POL)	16 Jul

SUMMARY



1500 Metres Women - Semi-Final

First 6 of each heat (Q) qualify to Final

RECORDS	RESULT	NAME	COUNTRY	AGE	VENUE	DATE
World Record WR	3:49.11	Faith KIPYEGON	KEN	29	Firenze (ITA)	2 Jun 2023
Championships Record CR	3:51.95	Sifan HASSAN	NED	26	Doha (QAT)	5 Oct 2019
World Leading WL	3:49.11	Faith KIPYEGON	KEN	29	Firenze (ITA)	2 Jun 2023
Area Record AR		National Record NR		Personal Best PB		Season Best SB

20 August 2023

RANK	PLACE	HEAT	BIB	NAME	COUNTRY	DATE OF BIRTH	RESULT	
1	1	2	1080	Faith KIPYEGON	KEN	10 Jan 94	3:55.14	Q
2	2	2	773	Diribe WELTEJI	ETH	13 May 02	3:55.18	Q
3	3	2	1139	Sifan HASSAN	NED	1 Jan 93	3:55.48	Q SB
4	4	2	855	Laura MUIR	GBR	9 May 93	3:56.36	Q SB
5	5	2	867	Katie SNOWDEN	GBR	9 Mar 94	3:56.72	Q PB
6	6	2	520	Jessica HULL	AUS	22 Oct 96	3:57.85	Q
7	7	2	1032	Adelle TRACEY	JAM	27 May 93	3:58.77	NR
8	8	2	962	Sarah HEALY	IRL	13 Feb 01	3:59.68	PB
9	9	2	509	Abbey CALDWELL	AUS	3 Jul 01	3:59.79	PB
10	10	2	734	Esther GUERRERO	ESP	7 Feb 90	4:00.13	PB
11	11	2	1407	Nikki HILTZ	USA	23 Oct 94	4:00.84	
12	1	1	1070	Nelly CHEPCHIRCHIR	KEN	4 Jun 03	4:02.14	Q
13	2	1	766	Birke HAYLOM	ETH	6 Jan 06	4:02.46	Q
14	3	1	964	Ciara MAGEEAN	IRL	12 Mar 92	4:02.70	Q
15	4	1	1423	Cory Ann MCGEE	USA	29 May 92	4:02.71	Q
16	5	1	845	Melissa COURTNEY-BRYANT	GBR	30 Aug 93	4:02.79	Q
17	6	1	979	Ludovica CAVALLI	ITA	20 Dec 00	4:02.83	Q PB
18	7	1	743	Marta PÉREZ	ESP	19 Apr 93	4:02.96	
19	8	1	519	Linden HALL	AUS	20 Jun 91	4:03.96	
20	9	1	768	Hirut MESHESHA	ETH	20 Jan 01	4:04.27	
21	10	1	1075	Edinah JEBITOK	KEN	10 Nov 01	4:05.41	
22	11	1	1414	Sinclair JOHNSON	USA	14 Apr 98	4:06.39	
23	12	1	1055	Nozomi TANAKA	JPN	4 Sep 99	4:06.71	
		2	999	Gaia SABBATINI	ITA	10 Jun 99	DNF	

ALL-TIME OUTDOOR TOP LIST

RESULT	NAME	VENUE	DATE
3:49.11	Faith KIPYEGON (KEN)	Firenze (ITA)	2 Jun 23
3:50.07	Genzebe DIBABA (ETH)	Monaco (MON)	17 Jul 15
3:50.46	Yunxia QU (CHN)	Beijing (CHN)	11 Sep 93
3:50.98	Jiang BO (CHN)	Shanghai (CHN)	18 Oct 97
3:51.34	Yinglai LANG (CHN)	Shanghai (CHN)	18 Oct 97
3:51.92	Junxia WANG (CHN)	Beijing (CHN)	11 Sep 93
3:51.95	Sifan HASSAN (NED)	Doha (QAT)	5 Oct 19
3:52.47	Tatyana KAZANKINA (URS)	Zürich (SUI)	13 Aug 80
3:53.91	Lili YIN (CHN)	Shanghai (CHN)	18 Oct 97
3:53.96	Paula IVAN (ROU)	Seoul (KOR)	1 Oct 88

2023 OUTDOOR TOP LIST

RESULT	NAME	VENUE	2023
3:49.11	Faith KIPYEGON (KEN)	Firenze (ITA)	2 Jun
3:54.03	Gudaf TSEGAY (ETH)	Rabat (MAR)	28 May
3:54.87	Hirut MESHESHA (ETH)	Chorzów (POL)	16 Jul
3:54.93	Birke HAYLOM (ETH)	Chorzów (POL)	16 Jul
3:55.08	Diribe WELTEJI (ETH)	Chorzów (POL)	16 Jul
3:55.48	Sifan HASSAN (NED)	Budapest	20 Aug
3:56.36	Laura MUIR (GBR)	Budapest	20 Aug
3:56.72	Katie SNOWDEN (GBR)	Budapest	20 Aug
3:57.00	Worknesh MESELE (ETH)	Chorzów (POL)	16 Jul
3:57.27	Linden HALL (AUS)	Chorzów (POL)	16 Jul

RACE ANALYSIS



1500 Metres Women - Semi-Final

First 6 of each heat (Q) qualify to Final

Heat 1

2

20 August 2023

17:05 START TIME

33° C TEMPERATURE 46 % HUMIDITY

1	100 m	2	200 m	3	300 m	4	400 m	5	500 m	6	600 m	7	700 m	8	800 m	9	900 m	10	1000 m
11	1100 m	12	1200 m	13	1300 m	14	1400 m												

1 1070 Nelly CHEPCHIRCHIR KEN 4 Jun 03 **4:02.14**

1	15.07	2	16.96	3	17.27	4	17.13	5	17.78	6	17.82	7	16.60	8	16.55	9	15.72	10	15.98
	15.07 (1)	32.03 (2)	49.30 (2)	1:06.43 (1)	1:24.21 (1)	1:42.03 (2)	1:58.63 (1)	2:15.18 (1)	2:30.90 (2)	2:46.88 (2)									
11	15.59	12	15.36	13	14.64	14	14.83	14.84											
	3:02.47 (2)	3:17.83 (1)	3:32.47 (1)	3:47.30 (1)															

2 766 Birke HAYLOM ETH 6 Jan 06 **4:02.46**

1	15.08	2	17.12	3	17.18	4	17.21	5	17.66	6	18.09	7	16.35	8	16.77	9	15.61	10	15.92
	15.08 (2)	32.20 (4)	49.38 (3)	1:06.59 (3)	1:24.25 (3)	1:42.34 (10)	1:58.69 (3)	2:15.46 (5)	2:31.07 (4)	2:46.99 (4)									
11	16.09	12	14.97	13	14.69	14	14.67	15.05											
	3:03.08 (11)	3:18.05 (3)	3:32.74 (2)	3:47.41 (2)															

3 964 Ciara MAGEEAN IRL 12 Mar 92 **4:02.70**

1	15.12	2	17.11	3	17.33	4	17.35	5	17.62	6	17.71	7	16.74	8	16.66	9	15.51	10	15.97
	15.12 (4)	32.23 (5)	49.56 (5)	1:06.91 (7)	1:24.53 (7)	1:42.24 (6)	1:58.98 (9)	2:15.64 (9)	2:31.15 (6)	2:47.12 (6)									
11	15.67	12	15.55	13	14.75	14	14.70	14.91											
	3:02.79 (6)	3:18.34 (6)	3:33.09 (4)	3:47.79 (4)															

4 1423 Cory Ann MCGEE USA 29 May 92 **4:02.71**

1	15.09	2	16.93	3	17.19	4	17.33	5	17.69	6	17.76	7	16.69	8	16.73	9	15.62	10	15.86
	15.09 (3)	32.02 (1)	49.21 (1)	1:06.54 (2)	1:24.23 (2)	1:41.99 (1)	1:58.68 (2)	2:15.41 (4)	2:31.03 (3)	2:46.89 (3)									
11	15.77	12	15.62	13	14.62	14	14.72	15.09											
	3:02.66 (3)	3:18.28 (5)	3:32.90 (3)	3:47.62 (3)															

5 845 Melissa COURTNEY-BRYANT GBR 30 Aug 93 **4:02.79**

1	15.29	2	17.12	3	17.32	4	17.32	5	17.57	6	17.75	7	18.30	8	15.17	9	15.60	10	15.79
	15.29 (7)	32.41 (7)	49.73 (10)	1:07.05 (10)	1:24.62 (10)	1:42.37 (11)	2:00.67 (11)	2:15.84 (11)	2:31.44 (10)	2:47.23 (8)									
11	15.61	12	15.65	13	14.99	14	14.62	14.69											
	3:02.84 (7)	3:18.49 (8)	3:33.48 (8)	3:48.10 (5)															

6 979 Ludovica CAVALLI ITA 20 Dec 00 **4:02.83** PB

1	15.16	2	17.01	3	17.36	4	17.16	5	17.71	6	17.64	7	16.82	8	16.66	9	15.73	10	15.76
	15.16 (5)	32.17 (3)	49.53 (4)	1:06.69 (4)	1:24.40 (5)	1:42.04 (3)	1:58.86 (5)	2:15.52 (7)	2:31.25 (8)	2:47.01 (5)									
11	15.72	12	15.67	13	14.88	14	15.00	14.55											
	3:02.73 (5)	3:18.40 (7)	3:33.28 (6)	3:48.28 (7)															

7 743 Marta PÉREZ ESP 19 Apr 93 **4:02.96**

1	15.59	2	17.13	3	16.94	4	17.12	5	17.75	6	17.67	7	17.24	8	16.28	9	15.80	10	15.95
	15.59 (11)	32.72 (11)	49.66 (9)	1:06.78 (5)	1:24.53 (8)	1:42.20 (5)	1:59.44 (10)	2:15.72 (10)	2:31.52 (11)	2:47.47 (11)									
11	15.53	12	15.69	13	14.84	14	14.73	14.70											
	3:03.00 (9)	3:18.69 (10)	3:33.53 (9)	3:48.26 (6)															

8 519 Linden HALL AUS 20 Jun 91 **4:03.96**

1	15.48	2	17.19	3	16.96	4	17.37	5	17.56	6	17.75	7	16.67	8	16.33	9	15.58	10	15.96
	15.48 (9)	32.67 (10)	49.63 (7)	1:07.00 (9)	1:24.56 (9)	1:42.31 (9)	1:58.98 (8)	2:15.31 (3)	2:30.89 (1)	2:46.85 (1)									
11	15.51	12	15.58	13	15.18	14	15.31	15.53											
	3:02.36 (1)	3:17.94 (2)	3:33.12 (5)	3:48.43 (8)															

9 768 Hirut MESHESHA ETH 20 Jan 01 **4:04.27**

1	2:30.91	2	16.25	3	15.58	4	15.40	5	14.90	6	15.05	7	16.39						
	2:30.91 (12)	2:47.16 (12)	3:02.74 (12)	3:18.14 (12)	3:33.04 (12)	3:48.09 (12)	4:04.48 (12)												

10 1075 Edinah JEBITOK KEN 10 Nov 01 **4:05.41**

1	15.56	2	17.01	3	17.29	4	17.26	5	17.71	6	17.44	7	16.44	8	16.53	9	15.86	10	16.16
	15.56 (10)	32.57 (9)	49.86 (11)	1:07.12 (11)	1:24.83 (11)	1:42.27 (7)	1:58.71 (4)	2:15.24 (2)	2:31.10 (5)	2:47.26 (9)									
11	15.78	12	15.78	13	15.32	14	15.75	15.52											
	3:03.04 (10)	3:18.82 (11)	3:34.14 (11)	3:49.89 (9)															

RACE ANALYSIS
1500 Metres Women - Semi-Final

11 1414 **Sinclair JOHNSON**

USA 14 Apr 98 **4:06.39**

1	15.23	2	17.21	3	17.16	4	17.22	5	17.54	6	17.80	7	16.73	8	16.70	9	15.72	10	16.03
	15.23 (6)		32.44 (8)		49.60 (6)		1:06.82 (6)		1:24.36 (4)		1:42.16 (4)		1:58.89 (6)		2:15.59 (8)		2:31.31 (9)		2:47.34 (10)
11	15.35	12	15.54	13	15.22	14	16.47		16.47										
	3:02.69 (4)		3:18.23 (4)		3:33.45 (7)		3:49.92 (10)												

12 1055 **Nozomi TANAKA**

JPN 4 Sep 99 **4:06.71**

1	15.30	2	17.04	3	17.31	4	17.26	5	17.60	6	17.77	7	16.65	8	16.57	9	15.73	10	15.98
	15.30 (8)		32.34 (6)		49.65 (8)		1:06.91 (8)		1:24.51 (6)		1:42.28 (8)		1:58.93 (7)		2:15.50 (6)		2:31.23 (7)		2:47.21 (7)
11	15.72	12	15.68	13	15.29	14	16.53		16.28										
	3:02.93 (8)		3:18.61 (9)		3:33.90 (10)		3:50.43 (11)												

RACE ANALYSIS



1500 Metres Women - Semi-Final

First 6 of each heat (Q) qualify to Final

INTERMEDIATE TIMES UPDATED
Heat 2 **2**
20 August 2023 17:17 START TIME

33° C TEMPERATURE ↓ 46 % HUMIDITY

1	100 m	2	200 m	3	300 m	4	400 m	5	500 m	6	600 m	7	700 m	8	800 m	9	900 m	10	1000 m
11	1100 m	12	1200 m	13	1300 m	14	1400 m												

1 1080 **Faith KIPYEGON** KEN 10 Jan 94 **3:55.14**

1	15.41	2	15.15	3	15.43	4	15.95	5	16.46	6	16.64	7	16.34	8	16.61	9	16.46	10	16.92
	15.41 (10)		30.56 (6)		45.99 (2)		1:01.94 (2)		1:18.40 (2)		1:35.04 (1)		1:51.38 (2)		2:07.99 (2)		2:24.45 (1)		2:41.37 (4)
11	15.06	12	14.67	13	14.70	14	15.00												
	2:56.43 (1)		3:11.10 (1)		3:25.80 (1)		3:40.80 (2)												

2 773 **Diribe WELTEJI** ETH 13 May 02 **3:55.18**

1	14.61	2	15.39	3	15.75	4	16.14	5	16.41	6	16.86	7	18.24	8	14.94	9	16.49	10	16.65
	14.61 (1)		30.00 (1)		45.75 (1)		1:01.89 (1)		1:18.30 (1)		1:35.16 (2)		1:53.40 (12)		2:08.34 (6)		2:24.83 (6)		2:41.48 (6)
11	15.34	12	14.86	13	14.42	14	15.15												
	2:56.82 (5)		3:11.68 (5)		3:26.10 (3)		3:41.25 (4)												

3 1139 **Sifan HASSAN** NED 1 Jan 93 **3:55.48** ^{SB}

1	15.53	2	15.57	3	15.98	4	16.10	5	15.49	6	16.55	7	16.00	8	16.72	9	16.53	10	16.80
	15.53 (11)		31.10 (10)		47.08 (10)		1:03.18 (11)		1:18.67 (5)		1:35.22 (4)		1:51.22 (1)		2:07.94 (1)		2:24.47 (2)		2:41.27 (1)
11	15.17	12	14.80	13	14.74	14	14.68												
	2:56.44 (2)		3:11.24 (2)		3:25.98 (2)		3:40.66 (1)												

4 855 **Laura MUIR** GBR 9 May 93 **3:56.36** ^{SB}

1	15.77	2	15.86	3	15.86	4	16.05	5	16.01	6	16.58	7	15.58	8	16.59	9	16.41	10	16.64
	15.77 (12)		31.63 (12)		47.49 (12)		1:03.54 (12)		1:19.55 (12)		1:36.13 (12)		1:51.71 (5)		2:08.30 (5)		2:24.71 (5)		2:41.35 (3)
11	15.22	12	14.82	13	14.79	14	15.02												
	2:56.57 (4)		3:11.39 (3)		3:26.18 (4)		3:41.20 (3)												

5 867 **Katie SNOWDEN** GBR 9 Mar 94 **3:56.72** ^{PB}

1	14.94	2	15.53	3	15.92	4	16.02	5	16.25	6	16.63	7	16.42	8	16.31	9	16.53	10	16.82
	14.94 (3)		30.47 (4)		46.39 (3)		1:02.41 (4)		1:18.66 (4)		1:35.29 (5)		1:51.71 (4)		2:08.02 (3)		2:24.55 (3)		2:41.37 (5)
11	15.47	12	14.88	13	14.76	14	15.68												
	2:56.84 (6)		3:11.72 (6)		3:26.48 (6)		3:42.16 (6)												

6 520 **Jessica HULL** AUS 22 Oct 96 **3:57.85**

1	14.71	2	15.53	3	16.23	4	15.62	5	16.33	6	16.75	7	16.24	8	16.72	9	16.46	10	16.70
	14.71 (2)		30.24 (2)		46.47 (6)		1:02.09 (3)		1:18.42 (3)		1:35.17 (3)		1:51.41 (3)		2:08.13 (4)		2:24.59 (4)		2:41.29 (2)
11	15.19	12	15.12	13	14.76	14	15.43												
	2:56.48 (3)		3:11.60 (4)		3:26.36 (5)		3:41.79 (5)												

7 1032 **Adelle TRACEY** JAM 27 May 93 **3:58.77** ^{NR}

1	14.96	2	15.53	3	15.96	4	16.19	5	16.21	6	16.59	7	16.39	8	16.67	9	16.39	10	16.78
	14.96 (4)		30.49 (5)		46.45 (5)		1:02.64 (6)		1:18.85 (7)		1:35.44 (6)		1:51.83 (6)		2:08.50 (8)		2:24.89 (7)		2:41.67 (8)
11	15.47	12	15.10	13	15.18	14	15.67												
	2:57.14 (7)		3:12.24 (7)		3:27.42 (7)		3:43.09 (7)												

8 962 **Sarah HEALY** IRL 13 Feb 01 **3:59.68** ^{PB}

1	15.19	2	15.64	3	15.88	4	16.17	5	16.20	6	16.61	7	16.47	8	16.49	9	16.38	10	16.62
	15.19 (8)		30.83 (8)		46.71 (8)		1:02.88 (8)		1:19.08 (8)		1:35.69 (8)		1:52.16 (8)		2:08.65 (9)		2:25.03 (9)		2:41.65 (7)
11	15.98	12	15.78	13	15.65	14	15.83												
	2:57.63 (10)		3:13.41 (10)		3:29.06 (9)		3:44.89 (10)												

9 509 **Abbey CALDWELL** AUS 3 Jul 01 **3:59.79** ^{PB}

1	15.37	2	15.77	3	16.14	4	15.84	5	16.23	6	16.69	7	16.62	8	16.27	9	16.45	10	16.47
	15.37 (9)		31.14 (11)		47.28 (11)		1:03.12 (10)		1:19.35 (10)		1:36.04 (11)		1:52.66 (11)		2:08.93 (12)		2:25.38 (12)		2:41.85 (11)
11	17.07	12	14.94	13	15.66	14	15.35												
	2:58.92 (12)		3:13.86 (12)		3:29.52 (11)		3:44.87 (9)												

10 734 **Esther GUERRERO** ESP 7 Feb 90 **4:00.13** ^{PB}

1	15.16	2	15.61	3	16.01	4	16.23	5	16.36	6	16.65	7	16.62	8	16.12	9	16.39	10	16.58
	15.16 (7)		30.77 (7)		46.78 (9)		1:03.01 (9)		1:19.37 (11)		1:36.02 (10)		1:52.64 (10)		2:08.76 (10)		2:25.15 (10)		2:41.73 (9)
11	17.03	12	14.84	13	15.62	14	15.61												
	2:58.76 (11)		3:13.60 (11)		3:29.22 (10)		3:44.83 (8)												

RACE ANALYSIS
1500 Metres Women - Semi-Final

INTERMEDIATE TIMES UPDATED

11 1407 Nikki HILTZ USA 23 Oct 94 **4:00.84**

1	15.12	2	15.84	3	15.64	4	16.24	5	16.36	6	16.56	7	16.77	8	16.32	9	16.35	10	16.54
	15.12 (6)		30.96 (9)		46.60 (7)		1:02.84 (7)		1:19.20 (9)		1:35.76 (9)		1:52.53 (9)		2:08.85 (11)		2:25.20 (11)		2:41.74 (10)
11	15.82	12	15.75	13	15.63	14	16.00		15.90										
	2:57.56 (9)		3:13.31 (9)		3:28.94 (8)		3:44.94 (11)												

999 Gaia SABBATINI ITA 10 Jun 99 **DNF**

1	14.99	2	15.46	3	15.99	4	16.13	5	16.19	6	16.82	7	16.55	8	16.28	9	16.52	10	16.98
	14.99 (5)		30.45 (3)		46.44 (4)		1:02.57 (5)		1:18.76 (6)		1:35.58 (7)		1:52.13 (7)		2:08.41 (7)		2:24.93 (8)		2:41.91 (12)
11	15.46	12	15.83	13	16.39														
	2:57.37 (8)		3:13.20 (8)		3:29.59 (12)														

RESULTS



1500 Metres Women - Semi-Final

First 6 of each heat (Q) qualify to Final

INTERMEDIATE TIMES UPDATED

RECORDS	RESULT	NAME	COUNTRY	AGE	VENUE	DATE
World Record WR	3:49.11	Faith KIPYEGON	KEN	29	Firenze (ITA)	2 Jun 2023
Championships Record CR	3:51.95	Sifan HASSAN	NED	26	Doha (QAT)	5 Oct 2019
World Leading WL	3:49.11	Faith KIPYEGON	KEN	29	Firenze (ITA)	2 Jun 2023
Area Record AR		National Record NR		Personal Best PB		Season Best SB

Heat 1

2

20 August 2023 17:05 START TIME

33° C TEMPERATURE 46% HUMIDITY

PLACE	BIB	NAME	COUNTRY	DATE OF BIRTH	ORDER	RESULT	
1	1070	Nelly CHEPCHIRCHIR	KEN	4 Jun 03	4	4:02.14	Q
2	766	Birke HAYLOM	ETH	6 Jan 06	5	4:02.46	Q
3	964	Ciara MAGEEAN	IRL	12 Mar 92	12	4:02.70	Q
4	1423	Cory Ann MCGEE	USA	29 May 92	3	4:02.71	Q
5	845	Melissa COURTNEY-BRYANT	GBR	30 Aug 93	11	4:02.79	Q
6	979	Ludovica CAVALLI	ITA	20 Dec 00	7	4:02.83	Q PB
7	743	Marta PÉREZ	ESP	19 Apr 93	1	4:02.96	
8	519	Linden HALL	AUS	20 Jun 91	10	4:03.96	
9	768	Hirut MESHESHA	ETH	20 Jan 01	2	4:04.27	
10	1075	Edinah JEBITOK	KEN	10 Nov 01	9	4:05.41	
11	1414	Sinclair JOHNSON	USA	14 Apr 98	8	4:06.39	
12	1055	Nozomi TANAKA	JPN	4 Sep 99	6	4:06.71	

INTERMEDIATE TIMES

100 m	15.07 Nelly CHEPCHIRCHIR	200 m	32.02 Cory Ann MCGEE
300 m	49.21 Cory Ann MCGEE	400 m	1:06.43 Nelly CHEPCHIRCHIR
500 m	1:24.21 Nelly CHEPCHIRCHIR	600 m	1:41.99 Cory Ann MCGEE
700 m	1:58.63 Nelly CHEPCHIRCHIR	800 m	2:15.18 Nelly CHEPCHIRCHIR
900 m	2:30.89 Linden HALL	1000 m	2:46.85 Linden HALL
1100 m	3:02.36 Linden HALL	1200 m	3:17.83 Nelly CHEPCHIRCHIR
1300 m	3:32.47 Nelly CHEPCHIRCHIR	1400 m	3:47.30 Nelly CHEPCHIRCHIR

Heat 2

2

20 August 2023 17:17 START TIME

33° C TEMPERATURE 46% HUMIDITY

PLACE	BIB	NAME	COUNTRY	DATE OF BIRTH	ORDER	RESULT	
1	1080	Faith KIPYEGON	KEN	10 Jan 94	2	3:55.14	Q
2	773	Diribe WELTEJI	ETH	13 May 02	9	3:55.18	Q
3	1139	Sifan HASSAN	NED	1 Jan 93	7	3:55.48	Q SB
4	855	Laura MUIR	GBR	9 May 93	4	3:56.36	Q SB
5	867	Katie SNOWDEN	GBR	9 Mar 94	11	3:56.72	Q PB
6	520	Jessica HULL	AUS	22 Oct 96	6	3:57.85	Q
7	1032	Adelle TRACEY	JAM	27 May 93	1	3:58.77	NR
8	962	Sarah HEALY	IRL	13 Feb 01	8	3:59.68	PB
9	509	Abbey CALDWELL	AUS	3 Jul 01	10	3:59.79	PB
10	734	Esther GUERRERO	ESP	7 Feb 90	3	4:00.13	PB
11	1407	Nikki HILTZ	USA	23 Oct 94	5	4:00.84	
	999	Gaia SABBATINI	ITA	10 Jun 99	12	DNF	

INTERMEDIATE TIMES

100 m	14.61 Diribe WELTEJI	200 m	30.00 Diribe WELTEJI
300 m	45.75 Diribe WELTEJI	400 m	1:01.89 Diribe WELTEJI
500 m	1:18.30 Diribe WELTEJI	600 m	1:35.04 Faith KIPYEGON
700 m	1:51.22 Sifan HASSAN	800 m	2:07.94 Sifan HASSAN
900 m	2:24.45 Faith KIPYEGON	1000 m	2:41.27 Sifan HASSAN
1100 m	2:56.43 Faith KIPYEGON	1200 m	3:11.10 Faith KIPYEGON
1300 m	3:25.80 Faith KIPYEGON	1400 m	3:40.66 Sifan HASSAN

Timing by SEIKO

AT-1500-W-sf----.RS6..v2

Issued at 18:59 on Sunday, 20 August 2023

1 2

WORLD ATHLETICS PARTNERS



RESULTS
1500 Metres Women - Semi-Final

INTERMEDIATE TIMES UPDATED

ALL-TIME OUTDOOR TOP LIST				2023 OUTDOOR TOP LIST			
RESULT	NAME	VENUE	DATE	RESULT	NAME	VENUE	2023
3:49.11	Faith KIPYEGON (KEN)	Firenze (ITA)	2 Jun 23	3:49.11	Faith KIPYEGON (KEN)	Firenze (ITA)	2 Jun
3:50.07	Genzebe DIBABA (ETH)	Monaco (MON)	17 Jul 15	3:54.03	Gudaf TSEGAY (ETH)	Rabat (MAR)	28 May
3:50.46	Yunxia QU (CHN)	Beijing (CHN)	11 Sep 93	3:54.87	Hirut MESHESHA (ETH)	Chorzów (POL)	16 Jul
3:50.98	Jiang BO (CHN)	Shanghai (CHN)	18 Oct 97	3:54.93	Birke HAYLOM (ETH)	Chorzów (POL)	16 Jul
3:51.34	Yinglai LANG (CHN)	Shanghai (CHN)	18 Oct 97	3:55.08	Diribe WELTEJI (ETH)	Chorzów (POL)	16 Jul
3:51.92	Junxia WANG (CHN)	Beijing (CHN)	11 Sep 93	3:55.48	Sifan HASSAN (NED)	Budapest	20 Aug
3:51.95	Sifan HASSAN (NED)	Doha (QAT)	5 Oct 19	3:56.36	Laura MUIR (GBR)	Budapest	20 Aug
3:52.47	Tatyana KAZANKINA (URS)	Zürich (SUI)	13 Aug 80	3:56.72	Katie SNOWDEN (GBR)	Budapest	20 Aug
3:53.91	Lili YIN (CHN)	Shanghai (CHN)	18 Oct 97	3:57.00	Worknesh MESELE (ETH)	Chorzów (POL)	16 Jul
3:53.96	Paula IVAN (ROU)	Seoul (KOR)	1 Oct 88	3:57.27	Linden HALL (AUS)	Chorzów (POL)	16 Jul

SUMMARY



1500 Metres Women - Round 1

First 6 of each heat (Q) qualify to Semi-Final

RECORDS	RESULT	NAME	COUNTRY	AGE	VENUE	DATE
World Record WR	3:49.11	Faith KIPYEGON	KEN	29	Firenze (ITA)	2 Jun 2023
Championships Record CR	3:51.95	Sifan HASSAN	NED	26	Doha (QAT)	5 Oct 2019
World Leading WL	3:49.11	Faith KIPYEGON	KEN	29	Firenze (ITA)	2 Jun 2023
Area Record AR		National Record NR		Personal Best PB		Season Best SB

19 August 2023

RANK	PLACE	HEAT	BIB	NAME	COUNTRY	DATE OF BIRTH	RESULT	
1	1	3	1070	Nelly CHEPCHIRCHIR	KEN	4 Jun 03	4:00.87	Q
2	2	3	1414	Sinclair JOHNSON	USA	14 Apr 98	4:01.09	Q SB
3	3	3	766	Birke HAYLOM	ETH	6 Jan 06	4:01.12	Q
4	4	3	867	Katie SNOWDEN	GBR	9 Mar 94	4:01.15	Q
5	5	3	743	Marta PÉREZ	ESP	19 Apr 93	4:01.41	Q SB
6	6	3	519	Linden HALL	AUS	20 Jun 91	4:01.45	Q
7	7	3	1005	Sintayehu VISSA	ITA	29 Jul 96	4:01.66	PB
8	8	3	969	Sophie O'SULLIVAN	IRL	23 Dec 01	4:02.15	PB
9	1	2	1080	Faith KIPYEGON	KEN	10 Jan 94	4:02.62	Q
10	2	2	773	Diribe WELTEJI	ETH	13 May 02	4:02.72	Q
11	1	1	1139	Sifan HASSAN	NED	1 Jan 93	4:02.92	Q
12	3	2	962	Sarah HEALY	IRL	13 Feb 01	4:03.00	Q
13	4	2	999	Gaia SABBATINI	ITA	10 Jun 99	4:03.04	Q
14	5	2	845	Melissa COURTNEY-BRYANT	GBR	30 Aug 93	4:03.14	Q
15	1	4	768	Hirut MESHESHA	ETH	20 Jan 01	4:03.47	Q
16	2	1	855	Laura MUIR	GBR	9 May 93	4:03.50 (.493)	Q
17	2	4	520	Jessica HULL	AUS	22 Oct 96	4:03.50 (.498)	Q
18	3	4	964	Ciara MAGEEAN	IRL	12 Mar 92	4:03.52	Q
19	4	4	1423	Cory Ann MCGEE	USA	29 May 92	4:03.61	Q
20	5	4	1032	Adelle TRACEY	JAM	27 May 93	4:03.67	Q
21	3	1	1407	Nikki HILTZ	USA	23 Oct 94	4:03.76	Q
22	6	4	979	Ludovica CAVALLI	ITA	20 Dec 00	4:03.81	Q
23	4	1	1075	Edinah JEBITOK	KEN	10 Nov 01	4:04.09	Q
24	5	1	509	Abbey CALDWELL	AUS	3 Jul 01	4:04.16	Q
25	6	2	734	Esther GUERRERO	ESP	7 Feb 90	4:04.33	Q
26	6	1	1055	Nozomi TANAKA	JPN	4 Sep 99	4:04.36	Q SB
27	7	4	1071	Purity CHEPKIRUI	KEN	14 Feb 03	4:04.51	PB
28	7	1	627	Lucia STAFFORD	CAN	17 Aug 98	4:05.21	
29	7	2	707	Sofia THØGERSEN	DEN	6 Jul 05	4:05.34	NR
30	8	1	1124	Alma Delia CORTES	MEX	26 Dec 97	4:06.03	PB
31	9	1	1252	Claudia Mihaela BOBOCEA	ROU	11 Jun 92	4:06.07	
32	8	2	812	Agathe GUILLEMOT	FRA	11 Jul 99	4:06.18	
33	9	2	1219	Aleksandra PŁOCIŃSKA	POL	5 Oct 99	4:06.39	PB
34	8	4	737	Águeda MARQUÉS	ESP	19 Mar 99	4:06.41	
35	10	2	1321	Hanna HERMANSSON	SWE	18 May 89	4:06.42	SB
36	10	1	1203	Sofia ENNAOUI	POL	30 Aug 95	4:06.47	
37	11	2	1234	Salomé AFONSO	POR	19 Nov 97	4:06.55	
38	9	3	691	Kristiina MÄKI	CZE	22 Sep 91	4:06.90	
39	11	1	780	Nathalie BLOMQVIST	FIN	20 Apr 01	4:06.93	PB
40	10	3	619	Simone PLOURDE	CAN	8 Aug 00	4:07.04	

SUMMARY
1500 Metres Women - Round 1

19 August 2023

RANK	PLACE	HEAT	BIB	NAME	COUNTRY	DATE of BIRTH	RESULT	
41	9	4	609	Kate CURRENT	CAN	16 Feb 98	4:07.23	PB
42	10	4	1245	Marta PEN FREITAS	POR	31 Jul 93	4:07.74	
43	11	4	1185	Amalie SÆTEN	NOR	1 Dec 97	4:08.08	PB
44	11	3	1217	Eliza MEGGER	POL	29 Aug 99	4:09.22	
45	12	1	1115	Vera HOFFMANN	LUX	2 Nov 96	4:09.76	
46	12	3	1043	Yume GOTO	JPN	25 Feb 00	4:10.22	
47	12	4	1356	Winnie NANYONDO	UGA	23 Aug 93	4:10.55	
48	12	2	1269	Carina VILJOEN	RSA	15 Apr 97	4:11.02	
49	13	2	951	Lili Anna VINDICS-TÓTH	HUN	17 Sep 98	4:11.08	PB
50	14	2	560	Elise VANDERELST	BEL	27 Jan 98	4:11.55	
51	13	3	1458	Thi Oanh NGUYEN	VIE	15 Aug 95	4:12.28	PB
52	13	1	598	Jaqueline Beatriz WEBER	BRA	6 Apr 95	4:14.46	PB
53	14	3	1313	Joceline WIND	SUI	12 Sep 00	4:14.86	
54	14	1	1341	Şilan AYYILDIZ	TUR	10 Oct 99	4:14.96	
55	13	4	502	Fedra Aldana LUNA SAMBRAN	ARG	5 Jul 95	4:19.00	
		4	1094	Gresa BAKRAÇI	KOS	11 Sep 95	DNF	

ALL-TIME OUTDOOR TOP LIST				2023 OUTDOOR TOP LIST			
RESULT	NAME	VENUE	DATE	RESULT	NAME	VENUE	2023
3:49.11	Faith KIPYEGON (KEN)	Firenze (ITA)	2 Jun 23	3:49.11	Faith KIPYEGON (KEN)	Firenze (ITA)	2 Jun
3:50.07	Genzebe DIBABA (ETH)	Monaco (MON)	17 Jul 15	3:54.03	Gudaf TSEGAY (ETH)	Rabat (MAR)	28 May
3:50.46	Yunxia QU (CHN)	Beijing (CHN)	11 Sep 93	3:54.87	Hirut MESHESHA (ETH)	Chorzów (POL)	16 Jul
3:50.98	Jiang BO (CHN)	Shanghai (CHN)	18 Oct 97	3:54.93	Birke HAYLOM (ETH)	Chorzów (POL)	16 Jul
3:51.34	Yinglai LANG (CHN)	Shanghai (CHN)	18 Oct 97	3:55.08	Diribe WELTEJI (ETH)	Chorzów (POL)	16 Jul
3:51.92	Junxia WANG (CHN)	Beijing (CHN)	11 Sep 93	3:57.00	Worknesh MESELE (ETH)	Chorzów (POL)	16 Jul
3:51.95	Sifan HASSAN (NED)	Doha (QAT)	5 Oct 19	3:57.09	Laura MUIR (GBR)	Firenze (ITA)	2 Jun
3:52.47	Tatyana KAZANKINA (URS)	Zürich (SUI)	13 Aug 80	3:57.27	Linden HALL (AUS)	Chorzów (POL)	16 Jul
3:53.91	Lili YIN (CHN)	Shanghai (CHN)	18 Oct 97	3:57.29	Jessica HULL (AUS)	Firenze (ITA)	2 Jun
3:53.96	Paula IVAN (ROU)	Seoul (KOR)	1 Oct 88	3:57.65	Freweyni HAILU (ETH)	Rabat (MAR)	28 May

RACE ANALYSIS



1500 Metres Women - Round 1

First 6 of each heat (Q) qualify to Semi-Final

Heat 1

4

19 August 2023

14:15 START TIME

26° C TEMPERATURE

65 % HUMIDITY

1	100 m	2	200 m	3	300 m	4	400 m	5	500 m	6	600 m	7	700 m	8	800 m	9	900 m	10	1000 m
11	1100 m	12	1200 m	13	1300 m	14	1400 m												

1 1139 Sifan HASSAN										NED					1 Jan 93		4:02.92		
1	16.86	2	17.16	3	16.27	4	16.93	5	17.04	6	17.31	7	16.67	8	16.99	9	16.07	10	16.54
	16.86 (13)		34.02 (13)		50.29 (14)		1:07.22 (14)		1:24.26 (14)		1:41.57 (14)		1:58.24 (12)		2:15.23 (14)		2:31.30 (13)		2:47.84 (13)
11	15.86	12	15.29	13	14.20	14	14.90												
	3:03.70 (9)		3:18.99 (8)		3:33.19 (3)		3:48.09 (1)												

2 855 Laura MUIR										GBR					9 May 93		4:03.50		
1	16.67	2	18.72	3	13.89	4	17.10	5	16.98	6	16.79	7	16.98	8	16.63	9	16.24	10	16.75
	16.67 (12)		35.39 (14)		49.28 (3)		1:06.38 (6)		1:23.36 (3)		1:40.15 (2)		1:57.13 (4)		2:13.76 (2)		2:30.00 (2)		2:46.75 (6)
11	15.78	12	15.74	13	14.80	14	15.20												
	3:02.53 (2)		3:18.27 (2)		3:33.07 (1)		3:48.27 (2)												

3 1407 Nikki HILTZ										USA					23 Oct 94		4:03.76		
1	15.95	2	16.92	3	16.47	4	17.04	5	17.18	6	16.92	7	16.73	8	16.90	9	16.38	10	16.25
	15.95 (5)		32.87 (4)		49.34 (4)		1:06.38 (5)		1:23.56 (7)		1:40.48 (6)		1:57.21 (5)		2:14.11 (6)		2:30.49 (7)		2:46.74 (4)
11	16.19	12	15.69	13	14.92	14	15.03												
	3:02.93 (6)		3:18.62 (5)		3:33.54 (5)		3:48.57 (5)												

4 1075 Edinah JEBITOK										KEN					10 Nov 01		4:04.09		
1	16.28	2	17.02	3	16.20	4	17.07	5	16.98	6	16.91	7	16.82	8	16.63	9	16.33	10	16.32
	16.28 (9)		33.30 (11)		49.50 (6)		1:06.57 (8)		1:23.55 (6)		1:40.46 (5)		1:57.28 (6)		2:13.91 (4)		2:30.24 (4)		2:46.56 (2)
11	16.09	12	15.77	13	14.78	14	15.16												
	3:02.65 (3)		3:18.42 (4)		3:33.20 (4)		3:48.36 (4)												

5 509 Abbey CALDWELL										AUS					3 Jul 01		4:04.16		
1	16.09	2	16.85	3	16.68	4	16.93	5	17.13	6	17.13	7	16.64	8	16.79	9	16.35	10	16.62
	16.09 (6)		32.94 (5)		49.62 (8)		1:06.55 (7)		1:23.68 (8)		1:40.81 (11)		1:57.45 (9)		2:14.24 (8)		2:30.59 (8)		2:47.21 (8)
11	15.95	12	15.71	13	14.88	14	15.16												
	3:03.16 (7)		3:18.87 (7)		3:33.75 (7)		3:48.91 (7)												

6 1055 Nozomi TANAKA										JPN					4 Sep 99		4:04.36 ^{SB}		
1	15.60	2	16.59	3	16.65	4	17.17	5	17.35	6	17.05	7	16.67	8	16.90	9	16.11	10	16.47
	15.60 (1)		32.19 (1)		48.84 (1)		1:06.01 (1)		1:23.36 (3)		1:40.41 (4)		1:57.08 (3)		2:13.98 (5)		2:30.09 (3)		2:46.56 (2)
11	15.88	12	15.72	13	14.92	14	15.28												
	3:02.44 (1)		3:18.16 (1)		3:33.08 (2)		3:48.36 (3)												

7 627 Lucia STAFFORD										CAN					17 Aug 98		4:05.21		
1	16.12	2	17.06	3	16.32	4	17.18	5	17.04	6	17.06	7	16.62	8	16.94	9	16.07	10	16.34
	16.12 (7)		33.18 (9)		49.50 (6)		1:06.68 (9)		1:23.72 (9)		1:40.78 (8)		1:57.40 (8)		2:14.34 (9)		2:30.41 (6)		2:46.75 (5)
11	15.95	12	15.69	13	15.29	14	15.15												
	3:02.70 (4)		3:18.39 (3)		3:33.68 (6)		3:48.83 (6)												

8 1124 Alma Delia CORTES										MEX					26 Dec 97		4:06.03 ^{PB}		
1	15.90	2	17.25	3	16.23	4	16.88	5	17.25	6	17.12	7	16.68	8	16.80	9	16.62	10	16.50
	15.90 (4)		33.15 (8)		49.38 (5)		1:06.26 (4)		1:23.51 (5)		1:40.63 (7)		1:57.31 (7)		2:14.11 (7)		2:30.73 (9)		2:47.23 (9)
11	16.36	12	15.44	13	15.53	14	17.06												
	3:03.59 (8)		3:19.03 (9)		3:34.56 (9)		3:51.62 (11)												

9 1252 Claudia Mihaela BOBOCEA										ROU					11 Jun 92		4:06.07		
1	15.71	2	16.85	3	16.43	4	17.03	5	17.08	6	17.00	7	16.73	8	16.85	9	16.31	10	16.46
	15.71 (2)		32.56 (2)		48.99 (2)		1:06.02 (2)		1:23.10 (1)		1:40.10 (1)		1:56.83 (1)		2:13.68 (1)		2:29.99 (1)		2:46.45 (1)
11	16.40	12	15.96	13	15.59	14	15.87												
	3:02.85 (5)		3:18.81 (6)		3:34.40 (8)		3:50.27 (8)												

10 1203 Sofia ENNAOUI										POL					30 Aug 95		4:06.47		
1	15.78	2	16.92	3	17.31	4	16.11	5	17.13	6	17.03	7	16.59	8	16.95	9	16.52	10	16.73
	15.78 (3)		32.70 (3)		50.01 (12)		1:06.12 (3)		1:23.25 (2)		1:40.28 (3)		1:56.87 (2)		2:13.82 (3)		2:30.34 (5)		2:47.07 (7)
11	16.65	12	15.55	13	15.52	14	16.01												
	3:03.72 (10)		3:19.27 (10)		3:34.79 (10)		3:50.80 (9)												

RACE ANALYSIS
1500 Metres Women - Round 1

11 780 Nathalie BLOMQVIST											FIN	20 Apr 01	4:06.93 ^{PB}						
1	31.36	2	1.71	3	16.71	4	17.03	5	17.18	6	17.20	7	16.66	8	16.76	9	16.42	10	16.54
	31.36 (14)		33.07 (6)		49.78 (10)		1:06.81 (11)		1:23.99 (13)		1:41.19 (13)		1:57.85 (11)		2:14.61 (12)		2:31.03 (11)		2:47.57 (11)
11	16.47	12	15.75	13	15.10	14	16.08	15.96											
	3:04.04 (12)		3:19.79 (11)		3:34.89 (11)		3:50.97 (10)												

12 1115 Vera HOFFMANN											LUX	2 Nov 96	4:09.76						
1	16.41	2	17.06	3	16.71	4	16.69	5	16.85	6	17.09	7	16.97	8	16.71	9	16.36	10	16.51
	16.41 (11)		33.47 (12)		50.18 (13)		1:06.87 (12)		1:23.72 (10)		1:40.81 (10)		1:57.78 (10)		2:14.49 (11)		2:30.85 (10)		2:47.36 (10)
11	16.45	12	16.05	13	16.00	14	16.85	17.05											
	3:03.81 (11)		3:19.86 (12)		3:35.86 (12)		3:52.71 (12)												

13 598 Jaqueline Beatriz WEBER											BRA	6 Apr 95	4:14.46 ^{PB}						
1	16.26	2	16.83	3	16.64	4	16.99	5	17.01	6	17.06	7	17.61	8	15.99	9	16.65	10	16.66
	16.26 (8)		33.09 (7)		49.73 (9)		1:06.72 (10)		1:23.73 (11)		1:40.79 (9)		1:58.40 (13)		2:14.39 (10)		2:31.04 (12)		2:47.70 (12)
11	16.85	12	16.14	13	16.81	14	17.51	19.45											
	3:04.55 (13)		3:20.69 (13)		3:37.50 (13)		3:55.01 (13)												

14 1341 Şilan AYYILDIZ											TUR	10 Oct 99	4:14.96						
1	16.29	2	16.98	3	16.53	4	17.17	5	17.01	6	17.11	7	17.33	8	16.55	9	16.53	10	17.24
	16.29 (10)		33.27 (10)		49.80 (11)		1:06.97 (13)		1:23.98 (12)		1:41.09 (12)		1:58.42 (14)		2:14.97 (13)		2:31.50 (14)		2:48.74 (14)
11	16.52	12	17.43	13	17.34	14	17.80	17.13											
	3:05.26 (14)		3:22.69 (14)		3:40.03 (14)		3:57.83 (14)												

RACE ANALYSIS



1500 Metres Women - Round 1

First 6 of each heat (Q) qualify to Semi-Final

Heat 2 **4**

19 August 2023 14:26 START TIME 29° C TEMPERATURE 60 % HUMIDITY

1	100 m	2	200 m	3	300 m	4	400 m	5	500 m	6	600 m	7	700 m	8	800 m	9	900 m	10	1000 m
11	1100 m	12	1200 m	13	1300 m	14	1400 m												

1 1080 Faith KIPYEGON														KEN 10 Jan 94				4:02.62	
1	15.34	2	17.39	3	17.40	4	17.30	5	17.05	6	17.29	7	17.00	8	16.29	9	16.37	10	16.43
	15.34 (1)		32.73 (2)		50.13 (2)		1:07.43 (1)		1:24.48 (1)		1:41.77 (3)		1:58.77 (3)		2:15.06 (1)		2:31.43 (1)		2:47.86 (5)
11	15.39	12	15.27	13	14.83	14	14.89												
	3:03.25 (3)		3:18.52 (1)		3:33.35 (1)		3:48.24 (1)		14.38										

2 773 Diribe WELTEJI														ETH 13 May 02				4:02.72	
1	16.02	2	18.23	3	15.96	4	17.50	5	17.00	6	17.13	7	16.94	8	16.61	9	16.11	10	16.27
	16.02 (12)		34.25 (14)		50.21 (3)		1:07.71 (4)		1:24.71 (4)		1:41.84 (4)		1:58.78 (5)		2:15.39 (4)		2:31.50 (2)		2:47.77 (2)
11	15.45	12	15.37	13	14.80	14	14.93												
	3:03.22 (2)		3:18.59 (2)		3:33.39 (2)		3:48.32 (2)		14.40										

3 962 Sarah HEALY														IRL 13 Feb 01				4:03.00	
1	15.52	2	17.29	3	18.56	4	16.19	5	17.01	6	17.12	7	16.95	8	16.64	9	16.27	10	16.26
	15.52 (4)		32.81 (3)		51.37 (8)		1:07.56 (3)		1:24.57 (3)		1:41.69 (2)		1:58.64 (1)		2:15.28 (3)		2:31.55 (4)		2:47.81 (3)
11	15.39	12	15.45	13	14.76	14	15.29												
	3:03.20 (1)		3:18.65 (3)		3:33.41 (3)		3:48.70 (6)		14.30										

4 999 Gaia SABBATINI														ITA 10 Jun 99				4:03.04	
1	15.42	2	18.33	3	16.58	4	17.48	5	17.01	6	17.10	7	16.86	8	16.70	9	16.25	10	16.23
	15.42 (3)		33.75 (10)		50.33 (4)		1:07.81 (5)		1:24.82 (5)		1:41.92 (5)		1:58.78 (4)		2:15.48 (5)		2:31.73 (5)		2:47.96 (6)
11	17.14	12	13.78	13	14.87	14	14.65												
	3:05.10 (13)		3:18.88 (5)		3:33.75 (5)		3:48.40 (4)		14.64										

5 845 Melissa COURTNEY-BRYANT														GBR 30 Aug 93				4:03.14	
1	15.39	2	17.16	3	17.48	4	17.45	5	17.02	6	17.11	7	17.03	8	16.52	9	16.36	10	16.14
	15.39 (2)		32.55 (1)		50.03 (1)		1:07.48 (2)		1:24.50 (2)		1:41.61 (1)		1:58.64 (2)		2:15.16 (2)		2:31.52 (3)		2:47.66 (1)
11	15.78	12	15.32	13	14.81	14	14.83												
	3:03.44 (4)		3:18.76 (4)		3:33.57 (4)		3:48.40 (3)		14.74										

6 734 Esther GUERRERO														ESP 7 Feb 90				4:04.33	
1	15.74	2	17.37	3	17.48	4	17.34	5	17.00	6	17.13	7	16.97	8	16.60	9	16.11	10	16.12
	15.74 (7)		33.11 (6)		50.59 (6)		1:07.93 (6)		1:24.93 (6)		1:42.06 (6)		1:59.03 (6)		2:15.63 (6)		2:31.74 (6)		2:47.86 (4)
11	15.78	12	15.36	13	14.89	14	14.77												
	3:03.64 (5)		3:19.00 (6)		3:33.89 (6)		3:48.66 (5)		15.67										

7 707 Sofia THØGERSEN														DEN 6 Jul 05				4:05.34 NR	
1	15.99	2	18.25	3	17.26	4	17.40	5	16.98	6	16.97	7	16.84	8	16.68	9	16.21	10	16.14
	15.99 (11)		34.24 (13)		51.50 (10)		1:08.90 (13)		1:25.88 (13)		1:42.85 (13)		1:59.69 (11)		2:16.37 (13)		2:32.58 (14)		2:48.72 (13)
11	15.70	12	15.66	13	14.84	14	15.30												
	3:04.42 (12)		3:20.08 (12)		3:34.92 (10)		3:50.22 (9)		15.12										

8 812 Agathe GUILLEMOT														FRA 11 Jul 99				4:06.18	
1	15.77	2	17.27	3	18.81	4	16.28	5	17.07	6	17.45	7	16.74	8	16.42	9	16.19	10	16.66
	15.77 (9)		33.04 (5)		51.85 (11)		1:08.13 (9)		1:25.20 (9)		1:42.65 (11)		1:59.39 (9)		2:15.81 (8)		2:32.00 (8)		2:48.66 (12)
11	15.20	12	15.39	13	15.18	14	15.50												
	3:03.86 (7)		3:19.25 (8)		3:34.43 (8)		3:49.93 (7)		16.25										

9 1219 Aleksandra PŁOCIŃSKA														POL 5 Oct 99				4:06.39 PB	
1	15.63	2	17.32	3	17.49	4	17.54	5	17.00	6	17.23	7	18.31	8	15.20	9	16.20	10	16.18
	15.63 (6)		32.95 (4)		50.44 (5)		1:07.98 (7)		1:24.98 (7)		1:42.21 (7)		2:00.52 (12)		2:15.72 (7)		2:31.92 (7)		2:48.10 (7)
11	15.64	12	15.38	13	15.12	14	15.71												
	3:03.74 (6)		3:19.12 (7)		3:34.24 (7)		3:49.95 (8)		16.44										

10 1321 Hanna HERMANSSON														SWE 18 May 89				4:06.42 SB	
1	16.24	2	17.67	3	18.42	4	16.34	5	16.91	6	17.17	7	18.94	8	14.49	9	16.21	10	16.09
	16.24 (13)		33.91 (11)		52.33 (14)		1:08.67 (12)		1:25.58 (12)		1:42.75 (12)		2:01.69 (14)		2:16.18 (12)		2:32.39 (12)		2:48.48 (10)
11	15.77	12	15.90	13	14.99	14	15.10												
	3:04.25 (9)		3:20.15 (13)		3:35.14 (11)		3:50.24 (11)		16.18										

RACE ANALYSIS
1500 Metres Women - Round 1

11 1234 Salomé AFONSO											POR 19 Nov 97		4:06.55						
1	15.92	2	17.34	3	17.59	4	17.41	5	17.05	6	17.24	7	16.97	8	16.59	9	16.08	10	16.25
	15.92 (10)		33.26 (8)		50.85 (7)		1:08.26 (10)		1:25.31 (10)		1:42.55 (10)		1:59.52 (10)		2:16.11 (11)		2:32.19 (10)		2:48.44 (9)
11	15.85	12	15.14	13	15.30	14	15.50	16.32											
	3:04.29 (10)		3:19.43 (9)		3:34.73 (9)		3:50.23 (10)												

12 1269 Carina VILJOEN											RSA 15 Apr 97		4:11.02						
1	15.75	2	17.68	3	18.86	4	15.97	5	17.20	6	17.06	7	16.82	8	16.61	9	16.25	10	16.19
	15.75 (8)		33.43 (9)		52.29 (13)		1:08.26 (11)		1:25.46 (11)		1:42.52 (9)		1:59.34 (8)		2:15.95 (9)		2:32.20 (11)		2:48.39 (8)
11	15.73	12	15.87	13	16.55	14	17.06	17.42											
	3:04.12 (8)		3:19.99 (10)		3:36.54 (13)		3:53.60 (12)												

13 951 Lili Anna VINDICS-TÓTH											HUN 17 Sep 98		4:11.08^{PB}						
1	16.50	2	17.61	3	18.01	4	17.12	5	16.84	6	17.15	7	17.43	8	15.94	9	15.96	10	16.92
	16.50 (14)		34.11 (12)		52.12 (12)		1:09.24 (14)		1:26.08 (14)		1:43.23 (14)		2:00.66 (13)		2:16.60 (14)		2:32.56 (13)		2:49.48 (14)
11	15.65	12	16.33	13	16.51	14	16.65	16.46											
	3:05.13 (14)		3:21.46 (14)		3:37.97 (14)		3:54.62 (14)												

14 560 Elise VANDERELST											BEL 27 Jan 98		4:11.55						
1	15.55	2	17.62	3	18.31	4	16.65	5	16.97	6	17.39	7	16.74	8	16.76	9	16.18	10	16.33
	15.55 (5)		33.17 (7)		51.48 (9)		1:08.13 (8)		1:25.10 (8)		1:42.49 (8)		1:59.23 (7)		2:15.99 (10)		2:32.17 (9)		2:48.50 (11)
11	15.90	12	15.67	13	16.14	14	17.53	17.81											
	3:04.40 (11)		3:20.07 (11)		3:36.21 (12)		3:53.74 (13)												

RACE ANALYSIS



1500 Metres Women - Round 1

First 6 of each heat (Q) qualify to Semi-Final

Heat 3 **4**

19 August 2023

14:37 START TIME

30° C TEMPERATURE 56 % HUMIDITY

1	100 m	2	200 m	3	300 m	4	400 m	5	500 m	6	600 m	7	700 m	8	800 m	9	900 m	10	1000 m
11	1100 m	12	1200 m	13	1300 m	14	1400 m												

1	1070	Nelly CHEPCHIRCHIR	KEN	4 Jun 03	4:00.87
2	1414	Sinclair JOHNSON	USA	14 Apr 98	4:01.09 ^{SB}
3	766	Birke HAYLOM	ETH	6 Jan 06	4:01.12
4	867	Katie SNOWDEN	GBR	9 Mar 94	4:01.15
5	743	Marta PÉREZ	ESP	19 Apr 93	4:01.41 ^{SB}
6	519	Linden HALL	AUS	20 Jun 91	4:01.45
7	1005	Sintayehu VISSA	ITA	29 Jul 96	4:01.66 ^{PB}
8	969	Sophie O'SULLIVAN	IRL	23 Dec 01	4:02.15 ^{PB}
9	691	Kristiina MÄKI	CZE	22 Sep 91	4:06.90
10	619	Simone PLOURDE	CAN	8 Aug 00	4:07.04
11	1217	Eliza MEGGER	POL	29 Aug 99	4:09.22
12	1043	Yume GOTO	JPN	25 Feb 00	4:10.22
13	1458	Thi Oanh NGUYEN	VIE	15 Aug 95	4:12.28 ^{PB}
14	1313	Joceline WIND	SUI	12 Sep 00	4:14.86

RACE ANALYSIS



1500 Metres Women - Round 1

First 6 of each heat (Q) qualify to Semi-Final

Heat 4 **4**

19 August 2023

14:48 START TIME

30° C TEMPERATURE 52 % HUMIDITY

1	100 m	2	200 m	3	300 m	4	400 m	5	500 m	6	600 m	7	700 m	8	800 m	9	900 m	10	1000 m
11	1100 m	12	1200 m	13	1300 m	14	1400 m												

1	768	Hirut MESHESHA	ETH	20 Jan 01	4:03.47
2	520	Jessica HULL	AUS	22 Oct 96	4:03.50
3	964	Ciara MAGEEAN	IRL	12 Mar 92	4:03.52
4	1423	Cory Ann MCGEE	USA	29 May 92	4:03.61
5	1032	Adelle TRACEY	JAM	27 May 93	4:03.67
6	979	Ludovica CAVALLI	ITA	20 Dec 00	4:03.81
7	1071	Purity CHEPKIRUI	KEN	14 Feb 03	4:04.51 ^{PB}
8	737	Águeda MARQUÉS	ESP	19 Mar 99	4:06.41
9	609	Kate CURRENT	CAN	16 Feb 98	4:07.23 ^{PB}
10	1245	Marta PEN FREITAS	POR	31 Jul 93	4:07.74
11	1185	Amalie SÆTEN	NOR	1 Dec 97	4:08.08 ^{PB}
12	1356	Winnie NANYONDO	UGA	23 Aug 93	4:10.55
13	502	Fedra Aldana LUNA SAMBRAN	ARG	5 Jul 95	4:19.00
1094		Gresa BAKRAÇI	KOS	11 Sep 95	DNF

RESULTS



1500 Metres Women - Round 1

First 6 of each heat (Q) qualify to Semi-Final

RECORDS	RESULT	NAME	COUNTRY	AGE	VENUE	DATE
World Record WR	3:49.11	Faith KIPYEGON	KEN	29	Firenze (ITA)	2 Jun 2023
Championships Record CR	3:51.95	Sifan HASSAN	NED	26	Doha (QAT)	5 Oct 2019
World Leading WL	3:49.11	Faith KIPYEGON	KEN	29	Firenze (ITA)	2 Jun 2023
Area Record AR		National Record NR		Personal Best PB		Season Best SB

Heat 1

4

19 August 2023 14:15 START TIME

26° C TEMPERATURE
65% HUMIDITY

PLACE	BIB	NAME	COUNTRY	DATE OF BIRTH	ORDER	RESULT	
1	1139	Sifan HASSAN	NED	1 Jan 93	11	4:02.92	Q
2	855	Laura MUIR	GBR	9 May 93	5	4:03.50	[.493] Q
3	1407	Nikki HILTZ	USA	23 Oct 94	14	4:03.76	Q
4	1075	Edinah JEBITOK	KEN	10 Nov 01	7	4:04.09	Q
5	509	Abbey CALDWELL	AUS	3 Jul 01	4	4:04.16	Q
6	1055	Nozomi TANAKA	JPN	4 Sep 99	2	4:04.36	Q SB
7	627	Lucia STAFFORD	CAN	17 Aug 98	9	4:05.21	
8	1124	Alma Delia CORTES	MEX	26 Dec 97	3	4:06.03	PB
9	1252	Claudia Mihaela BOBOCEA	ROU	11 Jun 92	13	4:06.07	
10	1203	Sofia ENNAOUI	POL	30 Aug 95	1	4:06.47	
11	780	Nathalie BLOMQVIST	FIN	20 Apr 01	12	4:06.93	PB
12	1115	Vera HOFFMANN	LUX	2 Nov 96	10	4:09.76	
13	598	Jaqueline Beatriz WEBER	BRA	6 Apr 95	8	4:14.46	PB
14	1341	Şilan AYYILDIZ	TUR	10 Oct 99	6	4:14.96	

INTERMEDIATE TIMES

100 m	15.60 Nozomi TANAKA	200 m	32.19 Nozomi TANAKA
300 m	48.84 Nozomi TANAKA	400 m	1:06.01 Nozomi TANAKA
500 m	1:23.10 Claudia Mihaela BOBOCEA	600 m	1:40.10 Claudia Mihaela BOBOCEA
700 m	1:56.83 Claudia Mihaela BOBOCEA	800 m	2:13.68 Claudia Mihaela BOBOCEA
900 m	2:29.99 Claudia Mihaela BOBOCEA	1000 m	2:46.45 Claudia Mihaela BOBOCEA
1100 m	3:02.44 Nozomi TANAKA	1200 m	3:18.16 Nozomi TANAKA
1300 m	3:33.07 Laura MUIR	1400 m	3:48.09 Sifan HASSAN

RESULTS
1500 Metres Women - Round 1

Heat 2

4

19 August 2023

14:26 START TIME

29° C
TEMPERATURE

60 %
HUMIDITY

PLACE	BIB	NAME	COUNTRY	DATE of BIRTH	ORDER	RESULT	
1	1080	Faith KIPYEGON	KEN	10 Jan 94	6	4:02.62	Q
2	773	Diribe WELTEJI	ETH	13 May 02	10	4:02.72	Q
3	962	Sarah HEALY	IRL	13 Feb 01	7	4:03.00	Q
4	999	Gaia SABBATINI	ITA	10 Jun 99	12	4:03.04	Q
5	845	Melissa COURTNEY-BRYANT	GBR	30 Aug 93	3	4:03.14	Q
6	734	Esther GUERRERO	ESP	7 Feb 90	9	4:04.33	Q
7	707	Sofia THØGERSEN	DEN	6 Jul 05	2	4:05.34	NR
8	812	Agathe GUILLEMOT	FRA	11 Jul 99	8	4:06.18	
9	1219	Aleksandra PŁOCIŃSKA	POL	5 Oct 99	14	4:06.39	PB
10	1321	Hanna HERMANSSON	SWE	18 May 89	4	4:06.42	SB
11	1234	Salomé AFONSO	POR	19 Nov 97	11	4:06.55	
12	1269	Carina VILJOEN	RSA	15 Apr 97	13	4:11.02	
13	951	Lili Anna VINDICS-TÓTH	HUN	17 Sep 98	5	4:11.08	PB
14	560	Elise VANDERELST	BEL	27 Jan 98	1	4:11.55	

INTERMEDIATE TIMES

100 m	15.34 Faith KIPYEGON	200 m	32.55 Melissa COURTNEY-BRYANT
300 m	50.03 Melissa COURTNEY-BRYANT	400 m	1:07.43 Faith KIPYEGON
500 m	1:24.48 Faith KIPYEGON	600 m	1:41.61 Melissa COURTNEY-BRYANT
700 m	1:58.64 Sarah HEALY	800 m	2:15.06 Faith KIPYEGON
900 m	2:31.43 Faith KIPYEGON	1000 m	2:47.66 Melissa COURTNEY-BRYANT
1100 m	3:03.20 Sarah HEALY	1200 m	3:18.52 Faith KIPYEGON
1300 m	3:33.35 Faith KIPYEGON	1400 m	3:48.24 Faith KIPYEGON

Heat 3

4

19 August 2023

14:37 START TIME

30° C
TEMPERATURE

56 %
HUMIDITY

PLACE	BIB	NAME	COUNTRY	DATE of BIRTH	ORDER	RESULT	
1	1070	Nelly CHEPCHIRCHIR	KEN	4 Jun 03	5	4:00.87	Q
2	1414	Sinclair JOHNSON	USA	14 Apr 98	2	4:01.09	Q SB
3	766	Birke HAYLOM	ETH	6 Jan 06	1	4:01.12	Q
4	867	Katie SNOWDEN	GBR	9 Mar 94	11	4:01.15	Q
5	743	Marta PÉREZ	ESP	19 Apr 93	8	4:01.41	Q SB
6	519	Linden HALL	AUS	20 Jun 91	7	4:01.45	Q
7	1005	Sintayehu VISSA	ITA	29 Jul 96	6	4:01.66	PB
8	969	Sophie O'SULLIVAN	IRL	23 Dec 01	13	4:02.15	PB
9	691	Kristiina MÄKI	CZE	22 Sep 91	9	4:06.90	
10	619	Simone PLOURDE	CAN	8 Aug 00	10	4:07.04	
11	1217	Eliza MEGGER	POL	29 Aug 99	12	4:09.22	
12	1043	Yume GOTO	JPN	25 Feb 00	4	4:10.22	
13	1458	Thi Oanh NGUYEN	VIE	15 Aug 95	14	4:12.28	PB
14	1313	Joceline WIND	SUI	12 Sep 00	3	4:14.86	

RESULTS
1500 Metres Women - Round 1

Heat 4

4

19 August 2023

14:48 START TIME

30° C
TEMPERATURE

52 %
HUMIDITY

PLACE	BIB	NAME	COUNTRY	DATE of BIRTH	ORDER	RESULT	
1	768	Hirut MESHESHA	ETH	20 Jan 01	8	4:03.47	Q
2	520	Jessica HULL	AUS	22 Oct 96	10	4:03.50	[.498] Q
3	964	Ciara MAGEEAN	IRL	12 Mar 92	4	4:03.52	Q
4	1423	Cory Ann MCGEE	USA	29 May 92	6	4:03.61	Q
5	1032	Adelle TRACEY	JAM	27 May 93	12	4:03.67	Q
6	979	Ludovica CAVALLI	ITA	20 Dec 00	3	4:03.81	Q
7	1071	Purity CHEPKIRUI	KEN	14 Feb 03	2	4:04.51	PB
8	737	Águeda MARQUÉS	ESP	19 Mar 99	7	4:06.41	
9	609	Kate CURRENT	CAN	16 Feb 98	5	4:07.23	PB
10	1245	Marta PEN FREITAS	POR	31 Jul 93	14	4:07.74	
11	1185	Amalie SÆTEN	NOR	1 Dec 97	11	4:08.08	PB
12	1356	Winnie NANYONDO	UGA	23 Aug 93	9	4:10.55	
13	502	Fedra Aldana LUNA SAMBRAN	ARG	5 Jul 95	13	4:19.00	
	1094	Gresa BAKRAÇI	KOS	11 Sep 95	1	DNF	

ALL-TIME OUTDOOR TOP LIST

2023 OUTDOOR TOP LIST

RESULT	NAME	VENUE	DATE	RESULT	NAME	VENUE	2023
3:49.11	Faith KIPYEGON (KEN)	Firenze (ITA)	2 Jun 23	3:49.11	Faith KIPYEGON (KEN)	Firenze (ITA)	2 Jun
3:50.07	Genzebe DIBABA (ETH)	Monaco (MON)	17 Jul 15	3:54.03	Gudaf TSEGAY (ETH)	Rabat (MAR)	28 May
3:50.46	Yunxia QU (CHN)	Beijing (CHN)	11 Sep 93	3:54.87	Hirut MESHESHA (ETH)	Chorzów (POL)	16 Jul
3:50.98	Jiang BO (CHN)	Shanghai (CHN)	18 Oct 97	3:54.93	Birke HAYLOM (ETH)	Chorzów (POL)	16 Jul
3:51.34	Yinglai LANG (CHN)	Shanghai (CHN)	18 Oct 97	3:55.08	Diribe WELTEJI (ETH)	Chorzów (POL)	16 Jul
3:51.92	Junxia WANG (CHN)	Beijing (CHN)	11 Sep 93	3:57.00	Worknesh MESELE (ETH)	Chorzów (POL)	16 Jul
3:51.95	Sifan HASSAN (NED)	Doha (QAT)	5 Oct 19	3:57.09	Laura MUIR (GBR)	Firenze (ITA)	2 Jun
3:52.47	Tatyana KAZANKINA (URS)	Zürich (SUI)	13 Aug 80	3:57.27	Linden HALL (AUS)	Chorzów (POL)	16 Jul
3:53.91	Lili YIN (CHN)	Shanghai (CHN)	18 Oct 97	3:57.29	Jessica HULL (AUS)	Firenze (ITA)	2 Jun
3:53.96	Paula IVAN (ROU)	Seoul (KOR)	1 Oct 88	3:57.65	Freweyni HAILU (ETH)	Rabat (MAR)	28 May

RESULTS



5000 Metres Women - Final

RECORDS	RESULT	NAME	COUNTRY	AGE	VENUE	DATE
World Record WR	14:05.20	Faith KIPYEGON	KEN	29	Paris (FRA)	9 Jun 2023
Championships Record CR	14:26.72	Hellen OBIRI	KEN	30	Doha (QAT)	5 Oct 2019
World Leading WL	14:05.20	Faith KIPYEGON	KEN	29	Paris (FRA)	9 Jun 2023
Area Record AR						
	National Record NR				Personal Best PB	Season Best SB

26 August 2023 20:50 START TIME 30° C TEMPERATURE 52 % HUMIDITY

PLACE	BIB	NAME	COUNTRY	DATE of BIRTH	ORDER	RESULT
1	1080	Faith KIPYEGON	KEN	10 Jan 94	1	14:53.88
2	1139	Sifan HASSAN	NED	1 Jan 93	8	14:54.11
3	1069	Beatrice CHEBET	KEN	5 Mar 00	4	14:54.33
4	1078	Margaret Chelimo KIPKEMBOI	KEN	9 Feb 93	13	14:56.62
5	771	Ejgayehu TAYE	ETH	10 Feb 00	7	14:56.85
6	759	Medina EISA	ETH	3 Jan 05	14	14:58.23
7	764	Freweyni HAILU	ETH	12 Feb 01	9	14:58.31
8	1055	Nozomi TANAKA	JPN	4 Sep 99	2	14:58.99
9	1384	Elise CRANNY	USA	9 May 96	3	14:59.22
10	1126	Laura GALVÁN	MEX	5 Oct 91	5	14:59.32 (.313)
10	1088	Lilian Kasait RENGERUK	KEN	3 May 97	6	14:59.32 (.313)
12	1143	Maureen KOSTER	NED	3 Jul 92	15	15:00.78
13	772	Gudaf TSEGAY	ETH	23 Jun 97	12	15:01.13
14	1426	Alicia MONSON	USA	13 May 98	10	15:04.08
15	551	Francine NIYOMUKUNZI	BDI	1 Aug 99	11	15:15.01
16	974	Nadia BATTOCLETTI	ITA	12 Apr 00	16	15:27.86

INTERMEDIATE TIMES

100 m	15.96 Gudaf TSEGAY	200 m	32.09 Gudaf TSEGAY
300 m	48.83 Gudaf TSEGAY	400 m	1:05.82 Gudaf TSEGAY
500 m	1:23.14 Gudaf TSEGAY	600 m	1:40.96 Gudaf TSEGAY
700 m	2:00.32 Gudaf TSEGAY	800 m	2:20.00 Ejgayehu TAYE
900 m	2:37.65 Ejgayehu TAYE	1000 m	2:55.34 Ejgayehu TAYE
1100 m	3:12.94 Ejgayehu TAYE	1200 m	3:30.76 Ejgayehu TAYE
1300 m	3:49.67 Ejgayehu TAYE	1400 m	4:08.11 Ejgayehu TAYE
1500 m	4:28.01 Gudaf TSEGAY	1600 m	4:47.16 Faith KIPYEGON
1700 m	5:06.35 Faith KIPYEGON	1800 m	5:25.58 Faith KIPYEGON
1900 m	5:45.34 Faith KIPYEGON	2000 m	6:04.25 Beatrice CHEBET
2100 m	6:23.11 Beatrice CHEBET	2200 m	6:41.93 Beatrice CHEBET
2300 m	7:01.60 Faith KIPYEGON	2400 m	7:21.14 Faith KIPYEGON
2500 m	7:41.06 Faith KIPYEGON	2600 m	8:00.58 Faith KIPYEGON
2700 m	8:20.31 Faith KIPYEGON	2800 m	8:39.12 Lilian Kasait RENGERUK
2900 m	8:58.00 Lilian Kasait RENGERUK	3000 m	9:16.55 Lilian Kasait RENGERUK
3100 m	9:34.95 Lilian Kasait RENGERUK	3200 m	9:53.44 Ejgayehu TAYE
3300 m	10:12.16 Lilian Kasait RENGERUK	3400 m	10:30.36 Gudaf TSEGAY
3500 m	10:47.59 Gudaf TSEGAY	3600 m	11:04.49 Gudaf TSEGAY
3700 m	11:21.53 Gudaf TSEGAY	3800 m	11:38.79 Gudaf TSEGAY
3900 m	11:56.41 Gudaf TSEGAY	4000 m	12:13.83 Gudaf TSEGAY
4100 m	12:31.20 Gudaf TSEGAY	4200 m	12:48.99 Gudaf TSEGAY
4300 m	13:06.55 Gudaf TSEGAY	4400 m	13:23.77 Faith KIPYEGON
4500 m	13:40.91 Faith KIPYEGON	4600 m	13:57.29 Faith KIPYEGON
4700 m	14:12.74 Faith KIPYEGON	4800 m	14:26.76 Faith KIPYEGON
4900 m	14:40.06 Faith KIPYEGON		

RESULTS
5000 Metres Women - Final

ALL-TIME OUTDOOR TOP LIST				2023 OUTDOOR TOP LIST			
RESULT	NAME	VENUE	DATE	RESULT	NAME	VENUE	2023
14:05.20	Faith KIPYEGON (KEN)	Paris (FRA)	9 Jun 23	14:05.20	Faith KIPYEGON (KEN)	Paris (FRA)	9 Jun
14:06.62	Letesenbet GIDEY (ETH)	Valencia (ESP)	7 Oct 20	14:07.94	Letesenbet GIDEY (ETH)	Paris (FRA)	9 Jun
14:11.15	Tirunesh DIBABA (ETH)	Oslo (NOR)	6 Jun 08	14:12.29	Gudaf TSEGAY (ETH)	London (GBR)	23 Jul
14:12.29	Gudaf TSEGAY (ETH)	London (GBR)	23 Jul 23	14:12.92	Beatrice CHEBET (KEN)	London (GBR)	23 Jul
14:12.59	Almaz AYANA (ETH)	Roma (ITA)	2 Jun 16	14:13.31	Eiqayehu TAYE (ETH)	Paris (FRA)	9 Jun
14:12.88	Meseret DEFAR (ETH)	Stockholm (SWE)	22 Jul 08	14:13.42	Sifan HASSAN (NED)	London (GBR)	23 Jul
14:12.92	Beatrice CHEBET (KEN)	London (GBR)	23 Jul 23	14:16.54	Medina EISA (ETH)	London (GBR)	23 Jul
14:12.98	Ejgayehu TAYE (ETH)	Eugene, OR (USA)	27 May 22	14:19.45	Alicia MONSON (USA)	London (GBR)	23 Jul
14:13.42	Sifan HASSAN (NED)	London (GBR)	23 Jul 23	14:23.05	Lilian Kasait RENGERUK (KEN)	Paris (FRA)	9 Jun
14:15.24	Senbere TEFERI (ETH)	Hengelo (NED)	8 Jun 21	14:23.45	Freweyni HAILU (ETH)	Paris (FRA)	9 Jun

RACE ANALYSIS

5000 Metres Women - Final



26 August 2023 20:50 START TIME 30° C 52 %
TEMPERATURE HUMIDITY

1	100 m	2	200 m	3	300 m	4	400 m	5	500 m	6	600 m	7	700 m	8	800 m	9	900 m	10	1000 m
11	1100 m	12	1200 m	13	1300 m	14	1400 m	15	1500 m	16	1600 m	17	1700 m	18	1800 m	19	1900 m	20	2000 m
21	2100 m	22	2200 m	23	2300 m	24	2400 m	25	2500 m	26	2600 m	27	2700 m	28	2800 m	29	2900 m	30	3000 m
31	3100 m	32	3200 m	33	3300 m	34	3400 m	35	3500 m	36	3600 m	37	3700 m	38	3800 m	39	3900 m	40	4000 m
41	4100 m	42	4200 m	43	4300 m	44	4400 m	45	4500 m	46	4600 m	47	4700 m	48	4800 m	49	4900 m		

1 1080 Faith KIPYEGON										KEN					10 Jan 94		14:53.88		
1	16.95	2	16.41	3	16.71	4	16.37	5	17.06	6	17.86	7	19.34	8	19.77	9	17.86	10	17.74
	16.95 (9)		33.36 (5)		50.07 (5)		1:06.44 (3)		1:23.50 (3)		1:41.36 (3)		2:00.70 (3)		2:20.47 (3)		2:38.33 (4)		2:56.07 (4)
11	17.51	12	17.86	13	18.83	14	18.50	15	19.44	16	18.95	17	19.19	18	19.23	19	19.76	20	19.13
	3:13.58 (4)		3:31.44 (4)		3:50.27 (4)		4:08.77 (4)		4:28.21 (5)		4:47.16 (1)		5:06.35 (1)		5:25.58 (1)		5:45.34 (1)		6:04.47 (2)
21	18.78	22	18.79	23	19.56	24	19.54	25	19.92	26	19.52	27	19.73	28	19.13	29	18.82	30	18.64
	6:23.25 (2)		6:42.04 (2)		7:01.60 (1)		7:21.14 (1)		7:41.06 (1)		8:00.58 (1)		8:20.31 (1)		8:39.44 (2)		8:58.26 (2)		9:16.90 (4)
31	18.25	32	18.97	33	18.20	34	18.38	35	17.28	36	17.17	37	16.97	38	17.38	39	17.49	40	17.70
	9:35.15 (2)		9:54.12 (4)		10:12.32 (2)		10:30.70 (4)		10:47.98 (4)		11:05.15 (5)		11:22.12 (4)		11:39.50 (5)		11:56.99 (7)		12:14.69 (8)
41	16.69	42	17.68	43	17.50	44	17.21	45	17.14	46	16.38	47	15.45	48	14.02	49	13.30		13.82
	12:31.38 (3)		12:49.06 (3)		13:06.56 (2)		13:23.77 (1)		13:40.91 (1)		13:57.29 (1)		14:12.74 (1)		14:26.76 (1)		14:40.06 (1)		

2 1139 Sifan HASSAN										NED					1 Jan 93		14:54.11		
1	17.44	2	16.35	3	16.73	4	16.59	5	17.07	6	18.01	7	19.35	8	19.69	9	18.54	10	17.23
	17.44 (14)		33.79 (8)		50.52 (7)		1:07.11 (7)		1:24.18 (7)		1:42.19 (8)		2:01.54 (8)		2:21.23 (10)		2:39.77 (12)		2:57.00 (10)
11	17.48	12	17.64	13	18.92	14	18.57	15	19.32	16	19.37	17	19.39	18	19.29	19	19.63	20	18.88
	3:14.48 (10)		3:32.12 (10)		3:51.04 (10)		4:09.61 (11)		4:28.93 (12)		4:48.30 (13)		5:07.69 (13)		5:26.98 (13)		5:46.61 (13)		6:05.49 (13)
21	18.92	22	18.78	23	19.37	24	19.56	25	20.02	26	19.51	27	19.68	28	19.12	29	18.94	30	18.03
	6:24.41 (13)		6:43.19 (13)		7:02.56 (13)		7:22.12 (13)		7:42.14 (13)		8:01.65 (13)		8:21.33 (13)		8:40.45 (13)		8:59.39 (12)		9:17.42 (11)
31	18.62	32	18.74	33	18.32	34	18.48	35	17.82	36	16.16	37	17.03	38	17.29	39	17.25	40	17.71
	9:36.04 (11)		9:54.78 (12)		10:13.10 (12)		10:31.58 (14)		10:49.40 (14)		11:05.56 (8)		11:22.59 (8)		11:39.88 (9)		11:57.13 (9)		12:14.84 (9)
41	17.07	42	17.64	43	17.58	44	17.26	45	16.79	46	16.16	47	15.46	48	14.07	49	13.41		13.83
	12:31.91 (9)		12:49.55 (9)		13:07.13 (9)		13:24.39 (10)		13:41.18 (4)		13:57.34 (2)		14:12.80 (2)		14:26.87 (2)		14:40.28 (2)		

3 1069 Beatrice CHEBET										KEN					5 Mar 00		14:54.33		
1	16.71	2	16.24	3	16.74	4	16.42	5	17.20	6	17.75	7	19.41	8	20.03	9	17.60	10	17.57
	16.71 (5)		32.95 (3)		49.69 (3)		1:06.11 (2)		1:23.31 (2)		1:41.06 (2)		2:00.47 (2)		2:20.50 (4)		2:38.10 (3)		2:55.67 (2)
11	17.72	12	17.83	13	18.86	14	18.50	15	19.60	16	19.38	17	19.06	18	19.37	19	19.74	20	18.52
	3:13.39 (3)		3:31.22 (3)		3:50.08 (3)		4:08.58 (3)		4:28.18 (3)		4:47.56 (4)		5:06.62 (3)		5:25.99 (4)		5:45.73 (4)		6:04.25 (1)
21	18.86	22	18.82	23	19.71	24	19.57	25	19.96	26	19.50	27	19.87	28	19.08	29	18.86	30	18.32
	6:23.11 (1)		6:41.93 (1)		7:01.64 (2)		7:21.21 (3)		7:41.17 (3)		8:00.67 (3)		8:20.54 (4)		8:39.62 (4)		8:58.48 (4)		9:16.80 (2)
31	18.56	32	18.86	33	18.20	34	18.20	35	17.22	36	17.01	37	17.02	38	17.40	39	17.44	40	17.78
	9:35.36 (4)		9:54.22 (5)		10:12.42 (3)		10:30.62 (3)		10:47.84 (3)		11:04.85 (3)		11:21.87 (3)		11:39.27 (3)		11:56.71 (4)		12:14.49 (6)
41	17.06	42	17.63	43	17.64	44	17.10	45	17.11	46	16.44	47	15.51	48	14.04	49	13.43		13.88
	12:31.55 (4)		12:49.18 (4)		13:06.82 (5)		13:23.92 (2)		13:41.03 (2)		13:57.47 (3)		14:12.98 (5)		14:27.02 (3)		14:40.45 (3)		

4 1078 Margaret Chelimo KIPKEMBOI										KEN					9 Feb 93		14:56.62		
1	16.51	2	16.22	3	16.76	4	17.03	5	17.15	6	17.89	7	19.37	8	19.77	9	17.82	10	17.71
	16.51 (2)		32.73 (2)		49.49 (2)		1:06.52 (4)		1:23.67 (4)		1:41.56 (4)		2:00.93 (4)		2:20.70 (6)		2:38.52 (6)		2:56.23 (5)
11	17.57	12	17.85	13	18.77	14	18.57	15	19.42	16	19.41	17	19.03	18	19.45	19	19.83	20	19.01
	3:13.80 (6)		3:31.65 (6)		3:50.42 (6)		4:08.99 (7)		4:28.41 (6)		4:47.82 (9)		5:06.85 (7)		5:26.30 (7)		5:46.13 (8)		6:05.14 (10)
21	18.72	22	18.77	23	19.56	24	19.62	25	20.02	26	19.21	27	19.71	28	19.11	29	18.84	30	18.54
	6:23.86 (8)		6:42.63 (6)		7:02.19 (9)		7:21.81 (11)		7:41.83 (10)		8:01.04 (7)		8:20.75 (7)		8:39.86 (6)		8:58.70 (6)		9:17.24 (7)
31	18.31	32	18.75	33	18.23	34	18.33	35	17.35	36	17.09	37	17.01	38	17.35	39	17.06	40	17.27
	9:35.55 (6)		9:54.30 (7)		10:12.53 (5)		10:30.86 (5)		10:48.21 (6)		11:05.30 (6)		11:22.31 (6)		11:39.66 (6)		11:56.72 (5)		12:13.99 (2)
41	17.38	42	17.67	43	17.69	44	17.43	45	17.30	46	16.01	47	15.48	48	14.28	49	14.44		14.95
	12:31.37 (2)		12:49.04 (2)		13:06.73 (3)		13:24.16 (6)		13:41.46 (8)		13:57.47 (4)		14:12.95 (3)		14:27.23 (4)		14:41.67 (4)		

**RACE ANALYSIS
5000 Metres Women - Final**

10 1088 Lilian Kasait RENGERUK										KEN 3 May 97										14:59.32																			
1	16.92	2	16.63	3	16.71	4	16.40	5	17.09	6	18.07	7	19.25	8	19.73	9	17.90	10	17.83	11	16.92(7)	12	33.55(6)	13	50.26(6)	14	1:06.66(5)	15	1:23.75(5)	16	1:41.82(5)	17	2:01.07(5)	18	2:20.80(7)	19	2:38.70(7)	20	2:56.53(7)
11	17.35	12	17.90	13	18.85	14	18.61	15	19.39	16	19.06	17	18.82	18	19.32	19	19.75	20	19.11	21	3:13.88(7)	22	3:31.78(7)	23	3:50.63(7)	24	4:09.24(9)	25	4:28.63(9)	26	4:47.69(6)	27	5:06.51(2)	28	5:25.83(2)	29	5:45.58(2)	30	6:04.69(4)
21	18.77	22	18.78	23	19.53	24	19.56	25	19.88	26	19.51	27	19.77	28	18.63	29	18.88	30	18.55	31	6:23.46(4)	32	6:42.24(3)	33	7:01.77(4)	34	7:21.33(5)	35	7:41.21(4)	36	8:00.72(4)	37	8:20.49(3)	38	8:39.12(1)	39	8:58.00(1)	40	9:16.55(1)
31	18.40	32	18.91	33	18.30	34	18.38	35	17.20	36	17.00	37	16.99	38	17.38	39	17.44	40	17.65	41	9:34.95(1)	42	9:53.86(2)	43	10:12.16(1)	44	10:30.54(2)	45	10:47.74(2)	46	11:04.74(2)	47	11:21.73(2)	48	11:39.11(2)	49	11:56.55(2)	50	12:14.20(4)
41	17.46	42	17.66	43	17.63	44	17.17	45	17.14	46	16.36	47	15.60	48	15.44	49	15.39		15.27	51	12:31.66(6)	52	12:49.32(6)	53	13:06.95(6)	54	13:24.12(5)	55	13:41.26(6)	56	13:57.62(6)	57	14:13.22(6)	58	14:28.66(11)	59	14:44.05(11)	60	

10 1126 Laura GALVÁN										MEX 5 Oct 91										14:59.32																			
1	17.21	2	17.03	3	17.32	4	16.74	5	17.39	6	17.58	7	19.00	8	19.56	9	18.65	10	17.62	11	17.21(11)	12	34.24(13)	13	51.56(14)	14	1:08.30(12)	15	1:25.69(12)	16	1:43.27(15)	17	2:02.27(15)	18	2:21.83(16)	19	2:40.48(16)	20	2:58.10(16)
11	17.45	12	17.37	13	19.15	14	18.42	15	19.01	16	19.35	17	19.39	18	19.29	19	19.54	20	18.90	21	3:15.55(16)	22	3:32.92(16)	23	3:52.07(16)	24	4:10.49(16)	25	4:29.50(16)	26	4:48.85(16)	27	5:08.24(16)	28	5:27.53(16)	29	5:47.07(16)	30	6:05.97(16)
21	18.93	22	18.68	23	19.48	24	19.58	25	20.06	26	19.59	27	19.51	28	19.19	29	18.94	30	18.10	31	6:24.90(16)	32	6:43.58(16)	33	7:03.06(16)	34	7:22.64(16)	35	7:42.70(16)	36	8:02.29(16)	37	8:21.80(16)	38	8:40.99(16)	39	8:59.93(16)	40	9:18.03(16)
31	18.62	32	18.73	33	18.34	34	18.32	35	17.79	36	16.46	37	17.35	38	17.22	39	17.39	40	17.36	41	9:36.65(16)	42	9:55.38(16)	43	10:13.72(16)	44	10:32.04(16)	45	10:49.83(16)	46	11:06.29(16)	47	11:23.64(16)	48	11:40.86(16)	49	11:58.25(15)	50	12:15.61(15)
41	17.58	42	17.06	43	17.76	44	16.99	45	17.23	46	16.27	47	15.64	48	14.87	49	15.27		15.04	51	12:33.19(14)	52	12:50.25(14)	53	13:08.01(14)	54	13:25.00(14)	55	13:42.23(14)	56	13:58.50(14)	57	14:14.14(13)	58	14:29.01(12)	59	14:44.28(12)	60	

12 1143 Maureen KOSTER										NED 3 Jul 92										15:00.78																			
1	17.36	2	17.04	3	17.14	4	17.27	5	17.26	6	17.39	7	18.93	8	18.65	9	18.51	10	17.93	11	17.36(13)	12	34.40(14)	13	51.54(13)	14	1:08.81(15)	15	1:26.07(15)	16	1:43.46(16)	17	2:02.39(16)	18	2:21.04(8)	19	2:39.55(11)	20	2:57.48(12)
11	17.59	12	17.53	13	18.61	14	18.57	15	19.04	16	18.98	17	19.23	18	19.42	19	19.78	20	18.80	21	3:15.07(13)	22	3:32.60(14)	23	3:51.21(12)	24	4:09.78(12)	25	4:28.82(11)	26	4:47.80(8)	27	5:07.03(8)	28	5:26.45(8)	29	5:46.23(9)	30	6:05.03(9)
21	18.95	22	18.78	23	19.45	24	19.56	25	20.07	26	19.42	27	19.72	28	19.10	29	19.09	30	18.31	31	6:23.98(9)	32	6:42.76(9)	33	7:02.21(10)	34	7:21.77(9)	35	7:41.84(11)	36	8:01.26(10)	37	8:20.98(10)	38	8:40.08(9)	39	8:59.17(11)	40	9:17.48(12)
31	18.59	32	18.44	33	18.53	34	18.25	35	17.67	36	17.14	37	17.27	38	17.09	39	17.13	40	17.52	41	9:36.07(12)	42	9:54.51(10)	43	10:13.04(11)	44	10:31.29(11)	45	10:48.96(11)	46	11:06.10(14)	47	11:23.37(14)	48	11:40.46(13)	49	11:57.59(13)	50	12:15.11(12)
41	17.53	42	17.43	43	17.65	44	16.92	45	17.17	46	16.26	47	15.70	48	15.45	49	15.47		16.09	51	12:32.64(13)	52	12:50.07(13)	53	13:07.72(13)	54	13:24.64(12)	55	13:41.81(11)	56	13:58.07(12)	57	14:13.77(11)	58	14:29.22(13)	59	14:44.69(13)	60	

13 772 Gudaf TSEGAY										ETH 23 Jun 97										15:01.13																			
1	15.96	2	16.13	3	16.74	4	16.99	5	17.32	6	17.82	7	19.36	8	20.01	9	17.56	10	17.87	11	15.96(1)	12	32.09(1)	13	48.83(1)	14	1:05.82(1)	15	1:23.14(1)	16	1:40.96(1)	17	2:00.32(1)	18	2:20.33(2)	19	2:37.89(2)	20	2:55.76(3)
11	17.48	12	17.88	13	18.74	14	18.44	15	19.71	16	19.46	17	19.19	18	19.38	19	19.86	20	19.08	21	3:13.24(2)	22	3:31.12(2)	23	3:49.86(2)	24	4:08.30(2)	25	4:28.01(1)	26	4:47.47(2)	27	5:06.66(4)	28	5:26.04(5)	29	5:45.90(5)	30	6:04.98(7)
21	18.83	22	18.82	23	19.43	24	19.63	25	19.98	26	19.57	27	19.73	28	19.19	29	18.74	30	17.93	31	6:23.81(7)	32	6:42.63(7)	33	7:02.06(7)	34	7:21.69(7)	35	7:41.67(8)	36	8:01.24(9)	37	8:20.97(9)	38	8:40.16(10)	39	8:58.90(8)	40	9:16.83(3)
31	18.43	32	18.70	33	18.84	34	17.56	35	17.23	36	16.90	37	17.04	38	17.26	39	17.62	40	17.42	41	9:35.26(3)	42	9:53.96(3)	43	10:12.80(9)	44	10:30.36(1)	45	10:47.59(1)	46	11:04.49(1)	47	11:21.53(1)	48	11:38.79(1)	49	11:56.41(1)	50	12:13.83(1)
41	17.37	42	17.79	43	17.56	44	17.47	45	17.15	46	16.32	47	15.47	48	14.80	49	16.10		17.27	51	12:31.20(1)	52	12:48.99(1)	53	13:06.55(1)	54	13:24.02(3)	55	13:41.17(3)	56	13:57.49(5)	57	14:12.96(4)	58	14:27.76(5)	59	14:43.86(10)	60	

14 1426 Alicia MONSON										USA 13 May 98										15:04.08																			
1	17.22	2	16.91	3	16.78	4	16.70	5	16.93	6	17.94	7	19.09	8	19.70	9	17.88	10	17.61	11	17.22(12)	12	34.13(12)	13	50.91(9)	14	1:07.61(9)	15	1:24.54(9)	16	1:42.48(9)	17	2:01.57(9)	18	2:21.27(11)	19	2:39.15(9)	20	2:56.76(8)
11	17.38	12	17.79	13	18.91	14	18.14	15	19.80	16	19.35	17	19.38	18	19.36	19	19.19	20	18.43	21	3:14.14(8)	22	3:31.93(8)	23	3:50.84(8)	24	4:08.98(6)	25	4:28.78(10)	26	4:48.13(11)	27	5:07.51(12)	28	5:26.87(12)	29	5:46.06(7)	30	6:04.49(3)
21	18.81	22	18.87	23	19.55	24	19.60	25	20.01	26	19.50	27	19.81	28	19.14	29	19.08	30	18.43	31	6:23.30(3)	32	6:42.27(4)	33	7:01.82(5)	34	7:21.42(6)	35	7:41.43(6)	36	8:00.93(5)	37	8:20.74(6)	38	8:39.88(7)	39	8:58.96(9)	40	9:17.39(10)
31	18.41	32	18.87	33	18.37	34	18.24	35	17.88	36	16.64	37	16.92	38	17.32	39	17.40	40	17.76	41	9:35.80(9)	42	9:54.67(11)	43	10:13.04(10)	44	10:31.28(10)	45	10:49.16(13)	46	11:05.80(11)	47	11:22.72(9)	48	11:40.04(10)	49	11:57.44(12)	50	12:15.20(13)
41	17.07	42	17.68	43	17.52	44	17.23	45	17.13	46	16.33	47	16.31	48	16.45	49	16.74		16.42	51	12:32.27(12)	52	12:49.95(12)	53	13:07.47(12)	54	13:24.70(13)	55	13:41.83(12)	56	13:58.16(13)	57	14:14.47(14)	58	14:30.92(14)	59	14:47.66(14)	60	

RACE ANALYSIS
5000 Metres Women - Final

15 551 Francine NIYOMUKUNZI										BDI		1 Aug 99		15:15.01					
1	17.61	2	16.99	3	17.16	4	16.93	5	17.35	6	17.23	7	18.90	8	18.92	9	17.99	10	17.78
	17.61 (15)		34.60 (15)		51.76 (15)		1:08.69 (14)		1:26.04 (14)		1:43.27 (14)		2:02.17 (14)		2:21.09 (9)		2:39.08 (8)		2:56.86 (9)
11	17.31	12	17.78	13	18.91	14	18.27	15	19.30	16	19.51	17	19.21	18	19.55	19	19.78	20	18.78
	3:14.17 (9)		3:31.95 (9)		3:50.86 (9)		4:09.13 (8)		4:28.43 (7)		4:47.94 (10)		5:07.15 (10)		5:26.70 (11)		5:46.48 (12)		6:05.26 (11)
21	18.97	22	18.60	23	19.15	24	19.29	25	20.15	26	19.53	27	19.67	28	19.06	29	18.93	30	18.71
	6:24.23 (11)		6:42.83 (10)		7:01.98 (6)		7:21.27 (4)		7:41.42 (5)		8:00.95 (6)		8:20.62 (5)		8:39.68 (5)		8:58.61 (5)		9:17.32 (9)
31	18.51	32	18.41	33	18.40	34	18.39	35	17.51	36	17.12	37	17.42	38	17.39	39	17.36	40	17.72
	9:35.83 (10)		9:54.24 (6)		10:12.64 (6)		10:31.03 (7)		10:48.54 (8)		11:05.66 (10)		11:23.08 (12)		11:40.47 (14)		11:57.83 (14)		12:15.55 (14)
41	17.70	42	17.56	43	18.05	44	18.18	45	18.80	46	18.47	47	18.04	48	17.98	49	17.78		16.90
	12:33.25 (15)		12:50.81 (15)		13:08.86 (15)		13:27.04 (15)		13:45.84 (15)		14:04.31 (15)		14:22.35 (15)		14:40.33 (15)		14:58.11 (15)		

16 974 Nadia BATTOCLETTI										ITA		12 Apr 00		15:27.86					
1	16.73	2	17.17	3	17.44	4	17.21	5	17.33	6	17.16	7	18.87	8	19.72	9	18.54	10	17.51
	16.73 (6)		33.90 (10)		51.34 (12)		1:08.55 (13)		1:25.88 (13)		1:43.04 (13)		2:01.91 (12)		2:21.63 (15)		2:40.17 (15)		2:57.68 (14)
11	17.52	12	17.04	13	18.81	14	18.43	15	19.04	16	19.07	17	19.07	18	19.29	19	19.77	20	18.98
	3:15.20 (14)		3:32.24 (11)		3:51.05 (11)		4:09.48 (10)		4:28.52 (8)		4:47.59 (5)		5:06.66 (5)		5:25.95 (3)		5:45.72 (3)		6:04.70 (5)
21	18.77	22	18.97	23	19.25	24	19.50	25	19.94	26	19.53	27	19.72	28	19.08	29	18.99	30	18.72
	6:23.47 (5)		6:42.44 (5)		7:01.69 (3)		7:21.19 (2)		7:41.13 (2)		8:00.66 (2)		8:20.38 (2)		8:39.46 (3)		8:58.45 (3)		9:17.17 (6)
31	18.51	32	18.73	33	18.38	34	18.28	35	17.67	36	17.37	37	17.28	38	17.36	39	17.69	40	18.23
	9:35.68 (8)		9:54.41 (8)		10:12.79 (8)		10:31.07 (8)		10:48.74 (9)		11:06.11 (15)		11:23.39 (15)		11:40.75 (15)		11:58.44 (16)		12:16.67 (16)
41	18.84	42	19.42	43	19.12	44	19.61	45	19.59	46	19.77	47	19.01	48	19.40	49	18.74		17.69
	12:35.51 (16)		12:54.93 (16)		13:14.05 (16)		13:33.66 (16)		13:53.25 (16)		14:13.02 (16)		14:32.03 (16)		14:51.43 (16)		15:10.17 (16)		

RESULT PROGRESSION



5000 Metres Women - Final

RECORDS	RESULT	NAME	COUNTRY	AGE	VENUE	DATE
World Record WR	14:05.20	Faith KIPYEGON	KEN	29	Paris (FRA)	9 Jun 2023
Championships Record CR	14:26.72	Hellen OBIRI	KEN	30	Doha (QAT)	5 Oct 2019
World Leading WL	14:05.20	Faith KIPYEGON	KEN	29	Paris (FRA)	9 Jun 2023
Area Record AR		National Record NR		Personal Best PB		Season Best SB

26 August 2023

RANK	BIB	NAME	COUNTRY	DATE of BIRTH	PHASE	HEAT	PLACE	RESULT
1	1080	Faith KIPYEGON	KEN	10 Jan 94	Final	1	1	14:53.88
					Round 1	2	2	14:32.31 Q
2	1139	Sifan HASSAN	NED	1 Jan 93	Final	1	2	14:54.11
					Round 1	2	1	14:32.29 Q
3	1069	Beatrice CHEBET	KEN	5 Mar 00	Final	1	3	14:54.33
					Round 1	1	9	14:57.70 Q
4	1078	Margaret Chelimo KIPKEMBOI	KEN	9 Feb 93	Final	1	4	14:56.62
					Round 1	1	11	15:00.10 Q
5	771	Ejgayehu TAYE	ETH	10 Feb 00	Final	1	5	14:56.85
					Round 1	2	3	14:33.23 Q
6	759	Medina EISA	ETH	3 Jan 05	Final	1	6	14:58.23
					Round 1	1	14	15:03.07 Q
7	764	Freweyni HAILU	ETH	12 Feb 01	Final	1	7	14:58.31
					Round 1	2	4	14:34.16 Q
8	1055	Nozomi TANAKA	JPN	4 Sep 99	Final	1	8	14:58.99
					Round 1	2	6	14:37.98 Q NR
9	1384	Elise CRANNY	USA	9 May 96	Final	1	9	14:59.22
					Round 1	1	13	15:01.53 Q
10	1126	Laura GALVÁN	MEX	5 Oct 91	Final	1	10	14:59.32
					Round 1	2	8	14:43.94 Q NR
10	1088	Lilian Kasait RENGERUK	KEN	3 May 97	Final	1	10	14:59.32
					Round 1	2	5	14:36.61 Q
12	1143	Maureen KOSTER	NED	3 Jul 92	Final	1	12	15:00.78
					Round 1	1	16	15:05.13 Q
13	772	Gudaf TSEGAY	ETH	23 Jun 97	Final	1	13	15:01.13
					Round 1	1	10	14:57.72 Q
14	1426	Alicia MONSON	USA	13 May 98	Final	1	14	15:04.08
					Round 1	1	15	15:03.35 Q
15	551	Francine NIYOMUKUNZI	BDI	1 Aug 99	Final	1	15	15:15.01
					Round 1	1	17	15:05.24
16	974	Nadia BATTOCLETTI	ITA	12 Apr 00	Final	1	16	15:27.86
					Round 1	2	7	14:41.78 Q

RESULT PROGRESSION
5000 Metres Women - Final

23 August 2023

RANK	BIB	NAME	COUNTRY	DATE of BIRTH	PHASE	HEAT	PLACE	RESULT
------	-----	------	---------	---------------	-------	------	-------	--------

ALL-TIME OUTDOOR TOP LIST				2023 OUTDOOR TOP LIST			
RESULT	NAME	VENUE	DATE	RESULT	NAME	VENUE	2023
14:05.20	Faith KIPYEGON (KEN)	Paris (FRA)	9 Jun 23	14:05.20	Faith KIPYEGON (KEN)	Paris (FRA)	9 Jun
14:06.62	Letesenbet GIDEY (ETH)	Valencia (ESP)	7 Oct 20	14:07.94	Letesenbet GIDEY (ETH)	Paris (FRA)	9 Jun
14:11.15	Tirunesh DIBABA (ETH)	Oslo (NOR)	6 Jun 08	14:12.29	Gudaf TSEGAY (ETH)	London (GBR)	23 Jul
14:12.29	Gudaf TSEGAY (ETH)	London (GBR)	23 Jul 23	14:12.92	Beatrice CHEBET (KEN)	London (GBR)	23 Jul
14:12.59	Almaz AYANA (ETH)	Roma (ITA)	2 Jun 16	14:13.31	Ejgayehu TAYE (ETH)	Paris (FRA)	9 Jun
14:12.88	Meseret DEFAR (ETH)	Stockholm (SWE)	22 Jul 08	14:13.42	Sifan HASSAN (NED)	London (GBR)	23 Jul
14:12.92	Beatrice CHEBET (KEN)	London (GBR)	23 Jul 23	14:16.54	Medina EISA (ETH)	London (GBR)	23 Jul
14:12.98	Ejgayehu TAYE (ETH)	Eugene, OR (USA)	27 May 22	14:19.45	Alicia MONSON (USA)	London (GBR)	23 Jul
14:13.42	Sifan HASSAN (NED)	London (GBR)	23 Jul 23	14:23.05	Lilian Kasait RENGERUK (KEN)	Paris (FRA)	9 Jun
14:15.24	Senbere TEFERI (ETH)	Hengelo (NED)	8 Jun 21	14:23.45	Freweyni HAILU (ETH)	Paris (FRA)	9 Jun

SUMMARY



5000 Metres Women - Round 1

First 8 of each heat (Q) qualify to Final

RECORDS	RESULT	NAME	COUNTRY	AGE	VENUE	DATE
World Record WR	14:05.20	Faith KIPYEGON	KEN	29	Paris (FRA)	9 Jun 2023
Championships Record CR	14:26.72	Hellen OBIRI	KEN	30	Doha (QAT)	5 Oct 2019
World Leading WL	14:05.20	Faith KIPYEGON	KEN	29	Paris (FRA)	9 Jun 2023
Area Record AR		National Record NR		Personal Best PB		Season Best SB

23 August 2023

RANK	PLACE	HEAT	BIB	NAME	COUNTRY	DATE of BIRTH	RESULT	
1	1	2	1139	Sifan HASSAN	NED	1 Jan 93	14:32.29	Q
2	2	2	1080	Faith KIPYEGON	KEN	10 Jan 94	14:32.31	Q
3	3	2	771	Ejgayehu TAYE	ETH	10 Feb 00	14:33.23	Q
4	4	2	764	Freweyni HAILU	ETH	12 Feb 01	14:34.16	Q
5	5	2	1088	Lilian Kasait RENGERUK	KEN	3 May 97	14:36.61	Q
6	6	2	1055	Nozomi TANAKA	JPN	4 Sep 99	14:37.98	Q NR
7	7	2	974	Nadia BATTOCLETTI	ITA	12 Apr 00	14:41.78	Q
8	8	2	1126	Laura GALVÁN	MEX	5 Oct 91	14:43.94	Q NR
9	1	1	1069	Beatrice CHEBET	KEN	5 Mar 00	14:57.70	Q
10	2	1	772	Gudaf TSEGAY	ETH	23 Jun 97	14:57.72	Q
11	3	1	1078	Margaret Chelimo KIPKEMBOI	KEN	9 Feb 93	15:00.10	Q
12	4	1	1098	Agate CAUNE	LAT	7 Aug 04	15:00.48	Q PB
13	5	1	1384	Elise CRANNY	USA	9 May 96	15:01.53	Q
14	6	1	759	Medina EISA	ETH	3 Jan 05	15:03.07	Q
15	7	1	1426	Alicia MONSON	USA	13 May 98	15:03.35	Q
16	8	1	1143	Maureen KOSTER	NED	3 Jul 92	15:05.13	Q
17	9	1	551	Francine NIYOMUKUNZI	BDI	1 Aug 99	15:05.24	
18	9	2	1435	Natosha ROGERS	USA	7 May 91	15:06.58	
19	10	1	514	Rose DAVIES	AUS	21 Dec 99	15:07.93	SB
20	11	1	1178	Karoline Bjerkeli GRØVDAL	NOR	14 Jun 90	15:08.96	
21	12	1	1045	Ririka HIRONAKA	JPN	24 Nov 00	15:11.16	SB
22	10	2	1454	Joselyn Daniely BREA	VEN	12 Aug 94	15:11.16	
23	11	2	853	Amy-Eloise MARKOVIC	GBR	5 Aug 95	15:13.66	SB
24	12	2	796	Camilla RICHARDSSON	FIN	14 Sep 93	15:13.84	
25	13	1	1349	Sarah CHELANGAT	UGA	5 Jun 01	15:14.89	
26	13	2	520	Jessica HULL	AUS	22 Oct 96	15:15.89	
27	14	1	849	Megan KEITH	GBR	23 Apr 02	15:21.94	
28	15	1	626	Julie-Anne STAEHLI	CAN	21 Dec 93	15:24.09	
29	14	2	1244	Mariana MACHADO	POR	12 Nov 00	15:28.97	
30	16	1	952	Viktória WAGNER-GYÜRKÉS	HUN	15 Oct 92	15:29.42	
31	17	1	979	Ludovica CAVALLI	ITA	20 Dec 00	15:32.95	
32	15	2	503	Anjelina Nadai LOHALITH	ART	1 Jan 95	15:35.25	
33	16	2	1353	Prisca CHESANG	UGA	7 Aug 03	15:37.02	
34	18	1	534	Lauren RYAN	AUS	15 Mar 98	15:40.23	
35	19	1	623	Briana SCOTT	CAN	27 Jun 90	15:42.56	
36	17	2	641	Wuga HE	CHN	28 Jul 98	15:54.30	
37	18	2	631	Erin TESCHUK	CAN	25 Oct 94	15:56.54	
38	20	1	1062	Yuma YAMAMOTO	JPN	1 May 00	16:05.57	
		2	502	Fedra Aldana LUNA SAMBRAN	ARG	5 Jul 95	DNF	
		2	1325	Sarah LAHTI	SWE	18 Feb 95	DNS	

SUMMARY
5000 Metres Women - Round 1

23 August 2023

RANK	PLACE	HEAT	BIB	NAME	COUNTRY	DATE of BIRTH	RESULT
------	-------	------	-----	------	---------	---------------	--------

ALL-TIME OUTDOOR TOP LIST				2023 OUTDOOR TOP LIST			
RESULT	NAME	VENUE	DATE	RESULT	NAME	VENUE	2023
14:05.20	Faith KIPYEGON (KEN)	Paris (FRA)	9 Jun 23	14:05.20	Faith KIPYEGON (KEN)	Paris (FRA)	9 Jun
14:06.62	Letesenbet GIDEY (ETH)	Valencia (ESP)	7 Oct 20	14:07.94	Letesenbet GIDEY (ETH)	Paris (FRA)	9 Jun
14:11.15	Tirunesh DIBABA (ETH)	Oslo (NOR)	6 Jun 08	14:12.29	Gudaf TSEGAY (ETH)	London (GBR)	23 Jul
14:12.29	Gudaf TSEGAY (ETH)	London (GBR)	23 Jul 23	14:12.92	Beatrice CHEBET (KEN)	London (GBR)	23 Jul
14:12.59	Almaz AYANA (ETH)	Roma (ITA)	2 Jun 16	14:13.31	Ejgayehu TAYE (ETH)	Paris (FRA)	9 Jun
14:12.88	Meseret DEFAR (ETH)	Stockholm (SWE)	22 Jul 08	14:13.42	Sifan HASSAN (NED)	London (GBR)	23 Jul
14:12.92	Beatrice CHEBET (KEN)	London (GBR)	23 Jul 23	14:16.54	Medina EISA (ETH)	London (GBR)	23 Jul
14:12.98	Ejgayehu TAYE (ETH)	Eugene, OR (USA)	27 May 22	14:19.45	Alicia MONSON (USA)	London (GBR)	23 Jul
14:13.42	Sifan HASSAN (NED)	London (GBR)	23 Jul 23	14:23.05	Lilian Kasait RENGERUK (KEN)	Paris (FRA)	9 Jun
14:15.24	Senbere TEFERI (ETH)	Hengelo (NED)	8 Jun 21	14:23.45	Freweyni HAILU (ETH)	Paris (FRA)	9 Jun

RACE ANALYSIS



5000 Metres Women - Round 1

First 8 of each heat (Q) qualify to Final

Heat 1 **2**

23 August 2023

19:02 START TIME

31° C TEMPERATURE

53% HUMIDITY

1	100 m	2	200 m	3	300 m	4	400 m	5	500 m	6	600 m	7	700 m	8	800 m	9	900 m	10	1000 m
11	1100 m	12	1200 m	13	1300 m	14	1400 m	15	1500 m	16	1600 m	17	1700 m	18	1800 m	19	1900 m	20	2000 m
21	2100 m	22	2200 m	23	2300 m	24	2400 m	25	2500 m	26	2600 m	27	2700 m	28	2800 m	29	2900 m	30	3000 m
31	3100 m	32	3200 m	33	3300 m	34	3400 m	35	3500 m	36	3600 m	37	3700 m	38	3800 m	39	3900 m	40	4000 m
41	4100 m	42	4200 m	43	4300 m	44	4400 m	45	4500 m	46	4600 m	47	4700 m	48	4800 m	49	4900 m		

1 1069 Beatrice CHEBET KEN 5 Mar 00 **14:57.70**

5	18.29	7	18.46	8	18.43	9	17.76	10	18.00	11	18.10	12	18.51	13	18.51	14	18.91		
1:38.20 (20)	1:56.49 (20)	2:14.95 (20)	2:33.38 (20)	2:51.14 (20)	3:09.14 (20)	3:27.24 (20)	3:45.75 (20)	4:04.26 (20)	4:23.17 (20)										
15	17.83	16	17.36	17	17.59	18	17.34	19	17.73	20	18.13	21	18.25	22	18.76	23	19.11	24	18.51
4:41.00 (20)	4:58.36 (20)	5:15.95 (20)	5:33.29 (20)	5:51.02 (20)	6:09.15 (20)	6:27.40 (20)	6:46.16 (20)	7:05.27 (20)	7:23.78 (20)										
25	18.81	26	18.97	27	19.41	28	19.10	29	19.15	30	18.88	31	19.47	32	18.24	33	18.22	34	17.84
7:42.59 (20)	8:01.56 (20)	8:20.97 (20)	8:40.07 (20)	8:59.22 (20)	9:18.10 (20)	9:37.57 (20)	9:55.81 (20)	10:14.03 (20)	10:31.87 (20)										
35	18.28	36	15.60	37	19.67	38	17.25	39	17.45	40	17.21	41	17.19	42	17.26	43	17.13	44	16.58
10:50.15 (20)	11:05.75 (20)	11:25.42 (20)	11:42.67 (20)	12:00.12 (20)	12:17.33 (20)	12:34.52 (20)	12:51.78 (20)	13:08.91 (20)	13:25.49 (20)										
45	15.95	46	16.32	47	15.54	48	14.97	49	15.03		14.40								
13:41.44 (20)	13:57.76 (20)	14:13.30 (20)	14:28.27 (20)	14:43.30 (20)															

2 772 Gudaf TSEGAY ETH 23 Jun 97 **14:57.72**

1	17.84	2	21.01	3	21.69	4	20.16	5	18.48	6	18.46	7	18.55	8	17.98	9	18.03	10	17.77
17.84 (1)	38.85 (4)	1:00.54 (9)	1:20.70 (11)	1:39.18 (12)	1:57.64 (13)	2:16.19 (14)	2:34.17 (11)	2:52.20 (12)	3:09.97 (12)										
11	18.22	12	18.36	13	18.61	14	18.37	15	18.51	16	17.23	17	17.36	18	17.23	19	17.55	20	18.15
3:28.19 (11)	3:46.55 (11)	4:05.16 (12)	4:23.53 (12)	4:42.04 (12)	4:59.27 (10)	5:16.63 (8)	5:33.86 (7)	5:51.41 (6)	6:09.56 (5)										
21	18.24	22	18.95	23	18.81	24	18.66	25	18.82	26	18.79	27	19.29	28	19.02	29	19.29	30	19.02
6:27.80 (5)	6:46.75 (6)	7:05.56 (6)	7:24.22 (7)	7:43.04 (7)	8:01.83 (7)	8:21.12 (6)	8:40.14 (7)	8:59.43 (8)	9:18.45 (10)										
31	19.38	32	16.08	33	20.43	34	17.72	35	18.68	36	17.19	37	17.50	38	17.49	39	17.39	40	17.23
9:37.83 (8)	9:53.91 (6)	10:14.34 (8)	10:32.06 (7)	10:50.74 (9)	11:07.93 (3)	11:25.43 (3)	11:42.92 (4)	12:00.31 (3)	12:17.54 (3)										
41	17.39	42	17.08	43	17.34	44	15.99	45	15.94	46	16.07	47	15.81	48	14.92	49	15.09		14.55
12:34.93 (7)	12:52.01 (7)	13:09.35 (6)	13:25.34 (3)	13:41.28 (2)	13:57.35 (2)	14:13.16 (2)	14:28.08 (2)	14:43.17 (1)											

3 1078 Margaret Chelimo KIPKEMBOI KEN 9 Feb 93 **15:00.10**

1	18.42	2	21.04	3	21.62	4	20.14	5	18.68	6	17.34	7	18.39	8	18.35	9	17.70	10	17.93
18.42 (14)	39.46 (15)	1:01.08 (17)	1:21.22 (18)	1:39.90 (17)	1:57.24 (9)	2:15.63 (8)	2:33.98 (9)	2:51.68 (8)	3:09.61 (9)										
11	18.40	12	18.31	13	18.56	14	18.47	15	18.48	16	17.13	17	17.51	18	15.66	19	19.03	20	18.31
3:28.01 (9)	3:46.32 (10)	4:04.88 (10)	4:23.35 (9)	4:41.83 (10)	4:58.96 (8)	5:16.47 (7)	5:32.13 (2)	5:51.16 (4)	6:09.47 (4)										
21	18.18	22	18.95	23	18.86	24	18.47	25	18.83	26	19.05	27	19.35	28	19.02	29	19.21	30	18.93
6:27.65 (4)	6:46.60 (5)	7:05.46 (4)	7:23.93 (5)	7:42.76 (5)	8:01.81 (6)	8:21.16 (7)	8:40.18 (8)	8:59.39 (7)	9:18.32 (8)										
31	19.44	32	16.31	33	20.08	34	17.92	35	18.63	36	17.69	37	17.58	38	17.30	39	17.08	40	17.20
9:37.76 (7)	9:54.07 (8)	10:14.15 (6)	10:32.07 (8)	10:50.70 (7)	11:08.39 (9)	11:25.97 (8)	11:43.27 (9)	12:00.35 (4)	12:17.55 (4)										
41	17.11	42	17.31	43	17.28	44	16.78	45	15.75	46	16.25	47	15.67	48	15.31	49	15.50		15.59
12:34.66 (5)	12:51.97 (5)	13:09.25 (5)	13:26.03 (7)	13:41.78 (4)	13:58.03 (4)	14:13.70 (4)	14:29.01 (3)	14:44.51 (3)											

4 1098 Agate CAUNE LAT 7 Aug 04 **15:00.48** PB

1	18.34	2	20.13	3	17.86	4	17.29	5	17.63	6	17.30	7	17.53	8	17.36	9	17.32	10	13.79
18.34 (12)	38.47 (2)	56.33 (2)	1:13.62 (1)	1:31.25 (1)	1:48.55 (1)	2:06.08 (1)	2:23.44 (1)	2:40.76 (1)	2:54.55 (1)										
11	21.40	12	17.24	13	17.50	14	17.38	15	17.98	16	17.28	17	17.63	18	17.70	19	18.00	20	17.41
3:15.95 (2)	3:33.19 (1)	3:50.69 (1)	4:08.07 (1)	4:26.05 (1)	4:43.33 (1)	5:00.96 (1)	5:18.66 (1)	5:36.66 (1)	5:54.07 (1)										
21	17.62	22	18.00	23	18.03	24	17.76	25	17.82	26	17.85	27	18.55	28	17.83	29	18.16	30	18.39
6:11.69 (1)	6:29.69 (1)	6:47.72 (1)	7:05.48 (1)	7:23.30 (1)	7:41.15 (1)	7:59.70 (1)	8:17.53 (1)	8:35.69 (1)	8:54.08 (1)										
31	18.41	32	16.09	33	20.55	34	18.60	35	18.68	36	18.39	37	18.38	38	18.72	39	18.72	40	18.47
9:12.49 (1)	9:28.58 (1)	9:49.13 (1)	10:07.73 (1)	10:26.41 (1)	10:44.80 (1)	11:03.18 (1)	11:21.90 (1)	11:40.62 (1)	11:59.09 (1)										
41	18.42	42	18.55	43	18.83	44	18.36	45	18.42	46	18.52	47	18.00	48	17.92	49	17.57		16.80
12:17.51 (1)	12:36.06 (1)	12:54.89 (1)	13:13.25 (2)	13:31.67 (1)	13:50.19 (1)	14:08.19 (1)	14:26.11 (1)	14:43.68 (2)											

RACE ANALYSIS
5000 Metres Women - Round 1

10 514 Rose DAVIES										AUS 21 Dec 99										15:07.93 ^{SB}																			
1	18.20	2	20.88	3	21.83	4	19.83	5	18.67	6	18.66	7	18.60	8	18.30	9	17.94	10	17.64	11	18.20 (10)	12	39.08 (10)	13	1:00.91 (14)	14	1:20.74 (12)	15	1:39.41 (13)	16	1:58.07 (17)	17	2:16.67 (18)	18	2:34.97 (18)	19	2:52.91 (18)	20	3:10.55 (17)
11	18.40	12	18.32	13	18.36	14	18.58	15	18.41	16	17.30	17	17.46	18	17.57	19	17.27	20	18.19	21	3:28.95 (18)	22	3:47.27 (18)	23	4:05.63 (17)	24	4:24.21 (18)	25	4:42.62 (17)	26	4:59.92 (16)	27	5:17.38 (13)	28	5:34.95 (12)	29	5:52.22 (12)	30	6:10.41 (13)
21	18.33	22	18.55	23	19.04	24	18.47	25	18.99	26	18.46	27	19.23	28	19.04	29	19.23	30	18.89	31	6:28.74 (14)	32	6:47.29 (12)	33	7:06.33 (12)	34	7:24.80 (13)	35	7:43.79 (14)	36	8:02.25 (12)	37	8:21.48 (12)	38	8:40.52 (12)	39	8:59.75 (12)	40	9:18.64 (12)
31	19.41	32	16.61	33	20.26	34	17.90	35	18.09	36	17.80	37	17.64	38	17.24	39	17.58	40	16.99	41	9:38.05 (12)	42	9:54.66 (14)	43	10:14.92 (13)	44	10:32.82 (12)	45	10:50.91 (12)	46	11:08.71 (13)	47	11:26.35 (12)	48	11:43.59 (12)	49	12:01.17 (11)	50	12:18.16 (10)
41	17.43	42	16.95	43	17.42	44	16.74	45	16.77	46	16.59	47	16.72	48	17.11	49	16.88		17.16	51	12:35.59 (12)	52	12:52.54 (11)	53	13:09.96 (10)	54	13:26.70 (11)	55	13:43.47 (10)	56	14:00.06 (9)	57	14:16.78 (9)	58	14:33.89 (10)	59	14:50.77 (9)		

11 1178 Karoline Bjerkeli GRØVDAL										NOR 14 Jun 90										15:08.96																			
1	18.06	2	21.33	3	21.74	4	20.08	5	18.56	6	18.12	7	18.49	8	18.31	9	17.89	10	15.45	11	18.11	12	18.53	13	18.33	14	18.85	15	18.41	16	17.53	17	17.87	18	18.46	19	16.67	20	17.79
11	20.53	12	18.43	13	18.41	14	18.58	15	18.48	16	17.43	17	17.91	18	18.46	19	16.67	20	17.79	21	3:28.56 (15)	22	3:46.99 (15)	23	4:05.40 (15)	24	4:23.98 (17)	25	4:42.46 (15)	26	4:59.89 (15)	27	5:17.80 (16)	28	5:36.26 (17)	29	5:52.93 (16)	30	6:10.72 (16)
21	18.30	22	18.49	23	18.94	24	18.67	25	18.81	26	18.67	27	19.07	28	18.89	29	19.23	30	18.93	31	6:29.02 (16)	32	6:47.51 (15)	33	7:06.45 (15)	34	7:25.12 (15)	35	7:43.93 (15)	36	8:02.60 (15)	37	8:21.67 (14)	38	8:40.56 (13)	39	8:59.79 (13)	40	9:18.72 (13)
31	19.36	32	16.37	33	20.21	34	18.01	35	18.35	36	17.91	37	17.58	38	16.51	39	18.20	40	17.27	41	9:38.08 (13)	42	9:54.45 (11)	43	10:14.66 (11)	44	10:32.67 (11)	45	10:51.02 (13)	46	11:08.93 (14)	47	11:26.51 (13)	48	11:43.02 (6)	49	12:01.22 (12)	50	12:18.49 (12)
41	17.39	42	17.74	43	17.40	44	17.24	45	16.94	46	17.26	47	16.74	48	16.03	49	17.07		16.66	51	12:35.88 (14)	52	12:53.62 (13)	53	13:11.02 (12)	54	13:28.26 (13)	55	13:45.20 (11)	56	14:02.46 (11)	57	14:19.20 (11)	58	14:35.23 (11)	59	14:52.30 (11)		

12 1045 Ririka HIRONAKA										JPN 24 Nov 00										15:11.16 ^{SB}																			
1	17.99	2	20.79	3	21.35	4	20.03	5	18.37	6	18.52	7	18.38	8	18.32	9	17.78	10	18.02	11	17.99 (3)	12	38.78 (3)	13	1:00.13 (5)	14	1:20.16 (6)	15	1:38.53 (6)	16	1:57.05 (6)	17	2:15.43 (7)	18	2:33.75 (7)	19	2:51.53 (7)	20	3:09.55 (7)
11	18.11	12	18.53	13	18.33	14	18.85	15	18.41	16	17.53	17	17.87	18	17.47	19	17.41	20	17.96	21	3:27.66 (6)	22	3:46.19 (8)	23	4:04.52 (7)	24	4:23.37 (10)	25	4:41.78 (9)	26	4:59.31 (12)	27	5:17.18 (12)	28	5:34.65 (11)	29	5:52.06 (11)	30	6:10.02 (10)
21	18.30	22	18.58	23	19.36	24	18.44	25	18.87	26	18.72	27	19.28	28	19.10	29	19.30	30	18.84	31	6:28.32 (10)	32	6:46.90 (9)	33	7:06.26 (11)	34	7:24.70 (12)	35	7:43.57 (12)	36	8:02.29 (13)	37	8:21.57 (13)	38	8:40.67 (14)	39	8:59.97 (14)	40	9:18.81 (15)
31	19.45	32	16.38	33	20.36	34	18.40	35	17.82	36	17.37	37	17.70	38	16.73	39	17.44	40	17.42	41	9:38.26 (14)	42	9:54.64 (13)	43	10:15.00 (14)	44	10:33.40 (15)	45	10:51.22 (14)	46	11:08.59 (11)	47	11:26.29 (11)	48	11:43.02 (5)	49	12:00.46 (5)	50	12:17.88 (8)
41	17.37	42	16.94	43	17.34	44	16.90	45	16.80	46	16.72	47	16.31	48	16.00	49	18.93		19.97	51	12:35.25 (10)	52	12:52.19 (8)	53	13:09.53 (7)	54	13:26.43 (10)	55	13:43.23 (9)	56	13:59.95 (8)	57	14:16.26 (8)	58	14:32.26 (8)	59	14:51.19 (10)		

13 1349 Sarah CHELANGAT										UGA 5 Jun 01										15:14.89																			
1	18.51	2	20.49	3	21.36	4	19.55	5	18.35	6	18.46	7	18.31	8	18.42	9	17.78	10	18.16	11	17.99	12	18.50	13	18.54	14	18.31	15	17.79	16	16.40	17	18.70	18	17.31	19	17.80	20	17.12
11	3:27.38 (4)	12	3:45.88 (6)	13	4:04.42 (6)	14	4:22.73 (3)	15	4:40.52 (3)	16	4:56.92 (3)	17	5:15.62 (3)	18	5:32.93 (4)	19	5:50.73 (2)	20	6:07.85 (2)	21	19.19	22	18.91	23	18.86	24	18.54	25	18.63	26	10.66	27	27.74	28	18.01	29	20.61	30	19.07
21	6:27.04 (2)	22	6:45.95 (2)	23	7:04.81 (2)	24	7:23.35 (2)	25	7:41.98 (2)	26	7:52.64 (2)	27	8:20.38 (2)	28	8:38.39 (2)	29	8:59.00 (4)	30	9:18.07 (5)	31	19.43	32	16.96	33	20.32	34	18.15	35	17.80	36	17.64	37	17.46	38	17.47	39	17.68	40	17.20
31	9:37.50 (5)	32	9:54.46 (12)	33	10:14.78 (12)	34	10:32.93 (13)	35	10:50.73 (8)	36	11:08.37 (8)	37	11:25.83 (6)	38	11:43.30 (10)	39	12:00.98 (10)	40	12:18.18 (11)	41	17.59	42	17.09	43	17.49	44	17.58	45	18.00	46	17.77	47	17.65	48	17.85	49	17.86		17.83
41	12:35.77 (13)	42	12:52.86 (12)	43	13:10.35 (11)	44	13:27.93 (12)	45	13:45.93 (12)	46	14:03.70 (12)	47	14:21.35 (12)	48	14:39.20 (12)	49	14:57.06 (12)																						

14 849 Megan KEITH										GBR 23 Apr 02										15:21.94																			
1	18.70	2	20.85	3	21.02	4	19.74	5	18.58	6	18.42	7	18.61	8	18.54	9	18.26	10	17.86	11	18.15	12	18.33	13	18.59	14	18.07	15	18.57	16	17.46	17	17.87	18	20.28	19	14.95	20	17.66
11	3:28.73 (17)	12	3:47.06 (16)	13	4:05.65 (18)	14	4:23.72 (13)	15	4:42.29 (14)	16	4:59.75 (14)	17	5:17.62 (15)	18	5:37.90 (19)	19	5:52.85 (15)	20	6:10.51 (14)	21	18.05	22	18.52	23	18.96	24	18.45	25	19.03	26	18.57	27	19.09	28	18.71	29	19.32	30	18.94
21	6:28.56 (12)	22	6:47.08 (11)	23	7:06.04 (10)	24	7:24.49 (10)	25	7:43.52 (11)	26	8:02.09 (11)	27	8:21.18 (8)	28	8:39.89 (6)	29	8:59.21 (6)	30	9:18.15 (6)	31	19.26	32	15.94	33	20.13	34	18.06	35	18.53	36	17.93	37	17.79	38	17.88	39	17.89	40	17.65
31	9:37.41 (4)	32	9:53.35 (3)	33	10:13.48 (2)	34	10:31.54 (3)	35	10:50.07 (3)	36	11:08.00 (4)	37	11:25.79 (5)	38	11:43.67 (13)	39	12:01.56 (13)	40	12:19.21 (13)	41	17.91	42	18.03	43	18.41	44	18.40	45	18.41	46	18.24	47	18.43	48	18.53	49	18.33		18.04
41	12:37.12 (15)	42	12:55.15 (14)	43	13:13.56 (13)	44	13:31.96 (15)	45	13:50.37 (13)	46	14:08.61 (13)	47	14:27.04 (13)	48	14:45.57 (13)	49	15:03.90 (13)																						



RACE ANALYSIS
5000 Metres Women - Round 1

15 626 Julie-Anne STAEHLI										CAN 21 Dec 93 15:24.09																													
1	18.59	2	21.06	3	20.43	4	18.35	5	19.58	6	18.45	7	18.35	8	18.39	9	17.78	10	18.03	11	18.18	12	17.44	13	19.46	14	18.79	15	18.61	16	17.04	17	18.46	18	20.00	19	15.48	20	18.16
	18.59(17)		39.65(19)		1:00.08(4)		1:18.43(2)		1:38.01(3)		1:56.46(3)		2:14.81(3)		2:33.20(3)		2:50.98(3)		3:09.01(4)	21	18.21	22	18.64	23	18.88	24	17.30	25	18.72	26	19.10	27	19.29	28	19.03	29	19.39	30	19.07
	3:27.19(3)		3:44.63(3)		4:04.09(3)		4:22.88(5)		4:41.49(8)		4:58.53(5)		5:16.99(9)		5:36.99(18)		5:52.47(14)		6:10.63(15)	31	19.28	32	16.35	33	20.20	34	17.95	35	18.33	36	18.28	37	18.08	38	17.97	39	17.82	40	18.11
	6:28.84(15)		6:47.48(14)		7:06.36(13)		7:23.66(14)		7:42.38(4)		8:01.48(4)		8:20.77(5)		8:39.80(5)		8:59.19(5)		9:18.26(7)	41	18.28	42	18.48	43	18.61	44	18.45	45	18.46	46	18.74	47	18.50	48	18.76	49	17.77		17.41
	9:37.54(6)		9:53.89(5)		10:14.09(5)		10:32.04(5)		10:50.37(5)		11:08.65(12)		11:26.73(14)		11:44.70(14)		12:02.52(14)		12:20.63(14)	12:38.91(16)	12:57.39(15)	13:16.00(14)	13:34.45(16)	13:52.91(14)	14:11.65(15)	14:30.15(14)	14:48.91(14)	15:06.68(14)											

16 952 Viktória WAGNER-GYÜRKÉS										HUN 15 Oct 92 15:29.42																													
1	18.15	2	21.22	3	21.41	4	20.40	5	19.03	6	18.34	7	18.42	8	18.22	9	18.05	10	17.59	11	18.41	12	18.40	13	18.29	14	18.43	15	18.81	16	17.71	17	17.81	18	17.09	19	19.27	20	18.49
	18.15(9)		39.37(12)		1:00.78(12)		1:21.18(16)		1:40.21(19)		1:58.55(19)		2:16.97(19)		2:35.19(19)		2:53.24(19)		3:10.83(19)	21	18.67	22	18.48	23	18.87	24	18.95	25	18.95	26	18.57	27	19.06	28	18.65	29	18.86	30	18.71
	3:29.24(19)		3:47.64(19)		4:05.93(19)		4:24.36(19)		4:43.17(19)		5:00.88(19)		5:18.69(19)		5:35.78(15)		5:55.05(19)		6:13.54(19)	31	18.84	32	16.49	33	20.86	34	18.40	35	19.31	36	18.41	37	19.00	38	18.65	39	19.41	40	18.40
	6:32.21(19)		6:50.69(19)		7:09.56(19)		7:28.51(19)		7:47.46(19)		8:06.03(18)		8:25.09(18)		8:43.74(18)		9:02.60(18)		9:21.31(18)	41	19.18	42	18.92	43	18.53	44	17.49	45	20.02	46	18.77	47	18.47	48	16.74	49	16.45		15.77
	9:40.15(18)		9:56.64(18)		10:17.50(18)		10:35.90(18)		10:55.21(18)		11:13.62(18)		11:32.62(18)		11:51.27(18)		12:10.68(18)		12:29.08(16)	12:48.26(18)	13:07.18(17)	13:25.71(16)	13:43.20(17)	14:03.22(16)	14:21.99(17)	14:40.46(16)	14:57.20(15)	15:13.65(15)											

17 979 Ludovica CAVALLI										ITA 20 Dec 00 15:32.95																													
1	18.10	2	20.84	3	21.59	4	19.69	5	18.41	6	18.53	7	18.57	8	18.23	9	17.84	10	17.90	11	18.39	12	18.16	13	18.48	14	18.78	15	18.40	16	17.38	17	17.81	18	17.13	19	17.71	20	18.27
	18.10(8)		38.94(6)		1:00.53(8)		1:20.22(7)		1:38.63(7)		1:57.16(8)		2:15.73(9)		2:33.96(8)		2:51.80(10)		3:09.70(11)	21	18.28	22	18.89	23	19.06	24	18.42	25	18.91	26	18.64	27	19.38	28	19.03	29	19.29	30	18.69
	3:28.09(10)		3:46.25(9)		4:04.73(9)		4:23.51(11)		4:41.91(11)		4:59.29(11)		5:17.10(11)		5:34.23(9)		5:51.94(10)		6:10.21(12)	31	19.48	32	16.60	33	20.22	34	18.05	35	18.08	36	18.13	37	18.61	38	18.66	39	19.34	40	19.41
	6:28.49(11)		6:47.38(13)		7:06.44(14)		7:24.86(14)		7:43.77(13)		8:02.41(14)		8:21.79(15)		8:40.82(15)		9:00.11(15)		9:18.80(14)	41	19.59	42	19.52	43	19.53	44	19.36	45	19.29	46	19.02	47	18.65	48	18.09	49	16.91		17.61
	9:38.28(15)		9:54.88(15)		10:15.10(15)		10:33.15(14)		10:51.23(15)		11:09.36(15)		11:27.97(15)		11:46.63(15)		12:05.97(15)		12:25.38(15)	12:44.97(17)	13:04.49(16)	13:24.02(15)	13:43.38(18)	14:02.67(15)	14:21.69(16)	14:40.34(15)	14:58.43(16)	15:15.34(16)											

18 534 Lauren RYAN										AUS 15 Mar 98 15:40.23																													
1	18.20	2	21.17	3	16.49	4	23.29	5	17.71	6	17.49	7	17.47	8	16.75	9	18.84	10	18.12	11	8.01	12	28.47	13	18.38	14	18.99	15	18.01	16	18.37	17	18.47	18	18.47	19	18.58	20	18.83
	18.20(11)		39.37(13)		55.86 (1)		1:19.15(3)		1:36.86(2)		1:54.35(2)		2:11.82(2)		2:28.57(2)		2:47.41(2)		3:05.53(2)	3:13.54 (1)	3:42.01(2)	4:00.39(2)	4:19.38(2)	4:37.39(2)	4:55.76(2)	5:14.23(2)	5:32.70(3)	5:51.28(5)	6:10.11(11)										
	6:28.67(13)		6:47.59(16)		7:06.79(16)		7:25.35(16)		7:44.02(16)		8:02.72(16)		8:21.95(17)		8:41.12(16)		9:00.24(16)		9:19.06(16)	21	18.56	22	18.92	23	19.20	24	18.56	25	18.67	26	18.70	27	19.23	28	19.17	29	19.12	30	18.82
	9:38.42(16)		9:55.11(16)		10:15.57(16)		10:34.15(17)		10:52.80(17)		11:10.82(16)		11:31.42(17)		11:50.57(16)		12:10.09(16)		12:29.75(17)	31	19.36	32	16.69	33	20.46	34	18.58	35	18.65	36	18.02	37	20.60	38	19.15	39	19.52	40	19.66
	12:29.83(2)		13:08.94(18)		13:28.65(17)		13:28.62(14)		14:08.47(17)		14:27.64(18)		14:46.54(17)		15:05.13(17)		15:22.69(17)			41	0.08	42	39.11	43	19.71	44		45	39.85	46	19.17	47	18.90	48	18.59	49	17.56		17.54

19 623 Briana SCOTT										CAN 27 Jun 90 15:42.56																													
1	18.48	2	21.11	3	21.84	4	20.08	5	18.61	6	17.98	7	18.45	8	18.24	9	17.91	10	17.69	11	18.28	12	18.44	13	18.49	14	18.36	15	18.75	16	17.85	17	17.51	18	17.55	19	17.75	20	17.78
	18.48(15)		39.59(17)		1:01.43(19)		1:21.51(19)		1:40.12(18)		1:58.10(18)		2:16.55(17)		2:34.79(17)		2:52.70(16)		3:10.39(16)	21	18.13	22	18.55	23	18.98	24	18.74	25	18.62	26	18.77	27	18.96	28	19.29	29	19.24	30	14.61
	3:28.67(16)		3:47.11(17)		4:05.60(16)		4:23.96(16)		4:42.71(18)		5:00.56(18)		5:18.07(17)		5:35.62(14)		5:53.37(17)		6:11.15(17)	31	23.65	32	16.51	33	20.49	34	17.81	35	18.99	36	19.08	37	19.37	38	19.80	39	19.62	40	19.74
	6:29.28(17)		6:47.83(17)		7:06.81(17)		7:25.55(17)		7:44.17(17)		8:02.94(17)		8:21.90(16)		8:41.19(17)		9:00.43(17)		9:15.04(3)	41	0.08	42	19.73	43	40.30	44		45	1:00.36	46		47	38.59	48	18.76	49	17.38		17.32
	9:38.69(17)		9:55.20(17)		10:15.69(17)		10:33.50(16)		10:52.49(16)		11:11.57(17)		11:30.94(16)		11:50.74(17)		12:10.36(17)		12:30.10(18)	12:30.18(3)	12:49.91(2)	13:30.21(18)	13:10.17 (1)	14:10.53(18)	14:10.51(14)	14:49.10(18)	15:07.86(18)	15:25.24(18)											

RACE ANALYSIS
5000 Metres Women - Round 1

20 1062 Yuma YAMAMOTO										JPN		1 May 00		16:05.57					
1	18.04	2	20.85	3	21.58	4	19.96	5	18.45	6	18.59	7	18.64	8	18.41	9	17.77	10	18.06
	18.04 (4)		38.89 (5)		1:00.47 (7)		1:20.43 (9)		1:38.88 (8)		1:57.47 (12)		2:16.11 (13)		2:34.52 (15)		2:52.29 (13)		3:10.35 (15)
11	18.11	12	18.45	13	18.31	14	18.61	15	18.77	16	17.70	17	17.83	18	17.89	19	18.00	20	18.21
	3:28.46 (14)		3:46.91 (14)		4:05.22 (13)		4:23.83 (15)		4:42.60 (16)		5:00.30 (17)		5:18.13 (18)		5:36.02 (16)		5:54.02 (18)		6:12.23 (18)
21	18.35	22	18.76	23	19.25	24	19.23	25	19.44	26	19.54	27	19.85	28	20.27	29	20.13	30	20.04
	6:30.58 (18)		6:49.34 (18)		7:08.59 (18)		7:27.82 (18)		7:47.26 (18)		8:06.80 (19)		8:26.65 (19)		8:46.92 (19)		9:07.05 (19)		9:27.09 (19)
31	20.20	32	18.16	33	22.35	34	20.23	35	20.30	36	20.62	37	20.36	38	20.57	39	20.68	40	20.61
	9:47.29 (19)		10:05.45 (19)		10:27.80 (19)		10:48.03 (19)		11:08.33 (19)		11:28.95 (19)		11:49.31 (19)		12:09.88 (19)		12:30.56 (19)		12:51.17 (19)
41	20.41	42	19.91	43	19.99	44	19.75	45	19.72	46	19.80	47	19.80	48	19.20	49	18.12		17.70
	13:11.58 (19)		13:31.49 (19)		13:51.48 (19)		14:11.23 (19)		14:30.95 (19)		14:50.75 (19)		15:10.55 (19)		15:29.75 (19)		15:47.87 (19)		

RACE ANALYSIS



5000 Metres Women - Round 1

First 8 of each heat (Q) qualify to Final

Heat 2 **2**

23 August 2023

19:26 START TIME

31° C TEMPERATURE
53 % HUMIDITY

1	100 m	2	200 m	3	300 m	4	400 m	5	500 m	6	600 m	7	700 m	8	800 m	9	900 m	10	1000 m
11	1100 m	12	1200 m	13	1300 m	14	1400 m	15	1500 m	16	1600 m	17	1700 m	18	1800 m	19	1900 m	20	2000 m
21	2100 m	22	2200 m	23	2300 m	24	2400 m	25	2500 m	26	2600 m	27	2700 m	28	2800 m	29	2900 m	30	3000 m
31	3100 m	32	3200 m	33	3300 m	34	3400 m	35	3500 m	36	3600 m	37	3700 m	38	3800 m	39	3900 m	40	4000 m
41	4100 m	42	4200 m	43	4300 m	44	4400 m	45	4500 m	46	4600 m	47	4700 m	48	4800 m	49	4900 m		

1 1139 Sifan HASSAN

NED 1 Jan 93

14:32.29

1	18.18	2	18.38	3	18.89	4	17.66	5	17.33	6	17.43	7	17.63	8	17.17	9	17.29	10	17.35
	18.18 (8)		36.56 (1)		55.45 (1)		1:13.11 (1)		1:30.44 (1)		1:47.87 (2)		2:05.50 (1)		2:22.67 (1)		2:39.96 (1)		2:57.31 (1)
11	17.39	12	17.14	13	17.22	14	17.11	15	17.49	16	17.21	17	17.47	18	17.51	19	17.70	20	17.35
	3:14.70 (1)		3:31.84 (1)		3:49.06 (1)		4:06.17 (2)		4:23.66 (1)		4:40.87 (1)		4:58.34 (1)		5:15.85 (1)		5:33.55 (1)		5:50.90 (1)
21	17.53	22	17.42	23	17.81	24	17.38	25	17.48	26	17.10	27	17.90	28	17.48	29	17.80	30	17.74
	6:08.43 (1)		6:25.85 (1)		6:43.66 (1)		7:01.04 (1)		7:18.52 (1)		7:35.62 (1)		7:53.52 (2)		8:11.00 (2)		8:28.80 (1)		8:46.54 (1)
31	17.79	32	17.48	33	17.90	34	17.50	35	17.72	36	15.67	37	19.72	38	17.94	39	18.08	40	18.12
	9:04.33 (1)		9:21.81 (1)		9:39.71 (1)		9:57.21 (2)		10:14.93 (1)		10:30.60 (1)		10:50.32 (1)		11:08.26 (1)		11:26.34 (3)		11:44.46 (2)
41	18.14	42	17.78	43	17.95	44	17.59	45	17.65	46	17.20	47	16.69	48	15.68	49	14.88		14.27
	12:02.60 (1)		12:20.38 (1)		12:38.33 (2)		12:55.92 (1)		13:13.57 (1)		13:30.77 (1)		13:47.46 (2)		14:03.14 (2)		14:18.02 (1)		

2 1080 Faith KIPYEGON

KEN

10 Jan 94

14:32.31

1	18.09	2	18.53	3	19.07	4	17.86	5	17.24	6	17.42	7	17.46	8	17.66	9	17.49	10	17.16
	18.09 (2)		36.62 (2)		55.69 (2)		1:13.55 (2)		1:30.79 (2)		1:48.21 (3)		2:05.67 (2)		2:23.33 (2)		2:40.82 (3)		2:57.98 (3)
11	17.23	12	17.40	13	17.23	14	17.16	15	17.12	16	18.43	17	16.21	18	17.43	19	17.84	20	17.40
	3:15.21 (3)		3:32.61 (3)		3:49.84 (3)		4:07.00 (3)		4:24.12 (3)		4:42.55 (3)		4:58.76 (3)		5:16.19 (3)		5:34.03 (3)		5:51.43 (3)
21	17.60	22	17.01	23	18.21	24	18.45	25	16.35	26	17.24	27	17.51	28	18.49	29	16.75	30	17.80
	6:09.03 (3)		6:26.04 (2)		6:44.25 (3)		7:02.70 (3)		7:19.05 (3)		7:36.29 (2)		7:53.80 (3)		8:12.29 (3)		8:29.04 (2)		8:46.84 (2)
31	17.67	32	17.63	33	17.73	34	17.67	35	17.61	36	17.67	37	17.63	38	18.08	39	17.97	40	18.42
	9:04.51 (2)		9:22.14 (2)		9:39.87 (2)		9:57.54 (3)		10:15.15 (2)		10:32.82 (2)		10:50.45 (2)		11:08.53 (2)		11:26.50 (4)		11:44.92 (4)
41	17.92	42	17.92	43	17.77	44	17.70	45	17.64	46	17.26	47	16.52	48	15.68	49	14.80		14.18
	12:02.84 (2)		12:20.76 (2)		12:38.53 (3)		12:56.23 (2)		13:13.87 (2)		13:31.13 (2)		13:47.65 (3)		14:03.33 (3)		14:18.13 (2)		

3 771 Ejgayehu TAYE

ETH

10 Feb 00

14:33.23

1	18.74	2	19.19	3	19.84	4	18.22	5	17.71	6	16.88	7	17.11	8	17.16	9	17.25	10	17.38
	18.74 (17)		37.93 (17)		57.77 (17)		1:15.99 (18)		1:33.70 (18)		1:50.58 (16)		2:07.69 (14)		2:24.85 (11)		2:42.10 (11)		2:59.48 (11)
11	17.58	12	16.88	13	16.87	14	16.82	15	17.13	16	18.18	17	16.26	18	17.56	19	17.64	20	17.43
	3:17.06 (11)		3:33.94 (9)		3:50.81 (5)		4:07.63 (5)		4:24.76 (5)		4:42.94 (5)		4:59.20 (5)		5:16.76 (5)		5:34.40 (5)		5:51.83 (5)
21	17.45	22	17.83	23	17.46	24	22.68	25	12.26	26	17.31	27	17.42	28	18.35	29	16.82	30	17.78
	6:09.28 (5)		6:27.11 (6)		6:44.57 (5)		7:07.25 (11)		7:19.51 (5)		7:36.82 (5)		7:54.24 (6)		8:12.59 (5)		8:29.41 (4)		8:47.19 (4)
31	17.74	32	17.47	33	17.86	34	17.51	35	17.75	36	17.65	37	17.71	38	17.97	39	18.08	40	18.16
	9:04.93 (4)		9:22.40 (4)		9:40.26 (4)		9:57.77 (5)		10:15.52 (4)		10:33.17 (4)		10:50.88 (4)		11:08.85 (4)		11:26.93 (6)		11:45.09 (5)
41	18.14	42	17.65	43	18.16	44	17.46	45	17.67	46	17.23	47	16.66	48	15.66	49	15.01		14.50
	12:03.23 (4)		12:20.88 (3)		12:39.04 (5)		12:56.50 (4)		13:14.17 (4)		13:31.40 (4)		13:48.06 (5)		14:03.72 (5)		14:18.73 (3)		

4 764 Freweyni HAILU

ETH

12 Feb 01

14:34.16

1	18.33	2	19.97	3	19.73	4	17.77	5	17.58	6	17.01	7	17.64	8	17.37	9	17.24	10	16.94
	18.33 (11)		38.30 (18)		58.03 (19)		1:15.80 (16)		1:33.38 (15)		1:50.39 (14)		2:08.03 (15)		2:25.40 (14)		2:42.64 (14)		2:59.58 (12)
11	17.80	12	17.01	13	17.00	14	16.77	15	17.22	16	17.85	17	16.37	18	17.41	19	17.62	20	17.45
	3:17.38 (13)		3:34.39 (11)		3:51.39 (9)		4:08.16 (7)		4:25.38 (7)		4:43.23 (6)		4:59.60 (6)		5:17.01 (6)		5:34.63 (6)		5:52.08 (6)
21	17.41	22	17.59	23	17.75	24	18.36	25	16.46	26	17.54	27	17.21	28	18.40	29	16.95	30	17.72
	6:09.49 (6)		6:27.08 (5)		6:44.83 (6)		7:03.19 (5)		7:19.65 (6)		7:37.19 (6)		7:54.40 (7)		8:12.80 (6)		8:29.75 (6)		8:47.47 (6)
31	17.87	32	17.39	33	17.75	34	17.68	35	17.50	36	18.56	37	16.79	38	18.10	39	18.04	40	17.94
	9:05.34 (6)		9:22.73 (5)		9:40.48 (5)		9:58.16 (6)		10:15.66 (5)		10:34.22 (6)		10:51.01 (5)		11:09.11 (5)		11:27.15 (7)		11:45.09 (6)
41	18.26	42	17.96	43	17.94	44	17.60	45	17.60	46	17.09	47	16.76	48	15.52	49	15.14		15.20
	12:03.35 (5)		12:21.31 (5)		12:39.25 (6)		12:56.85 (5)		13:14.45 (5)		13:31.54 (5)		13:48.30 (7)		14:03.82 (6)		14:18.96 (4)		

RACE ANALYSIS
5000 Metres Women - Round 1

5 1088 Lilian Kasait RENGERUK										KEN					3 May 97	14:36.61			
1	18.59	2	18.84	3	18.41	4	17.98	5	17.13	6	15.88	7	19.11	8	17.73	9	17.43	10	17.23
	18.59 (15)		37.43 (12)		55.84 (4)		1:13.82 (3)		1:30.95 (3)		1:46.83 (1)		2:05.94 (3)		2:23.67 (3)		2:41.10 (4)		2:58.33 (5)
11	17.07	12	17.31	13	17.24	14	17.19	15	17.29	16	18.25	17	16.27	18	17.60	19	17.64	20	17.43
	3:15.40 (4)		3:32.71 (4)		3:49.95 (4)		4:07.14 (4)		4:24.43 (4)		4:42.68 (4)		4:58.95 (4)		5:16.55 (4)		5:34.19 (4)		5:51.62 (4)
21	17.54	22	17.49	23	17.70	24	18.49	25	16.36	26	17.42	27	17.40	28	18.53	29	16.59	30	17.79
	6:09.16 (4)		6:26.65 (4)		6:44.35 (4)		7:02.84 (4)		7:19.20 (4)		7:36.62 (4)		7:54.02 (4)		8:12.55 (4)		8:29.14 (3)		8:46.93 (3)
31	17.79	32	17.62	33	17.72	34	17.64	35	17.56	36	17.81	37	17.63	38	17.94	39	18.10	40	18.17
	9:04.72 (3)		9:22.34 (3)		9:40.06 (3)		9:57.70 (4)		10:15.26 (3)		10:33.07 (3)		10:50.70 (3)		11:08.64 (3)		11:26.74 (5)		11:44.91 (3)
41	18.03	42	18.03	43	17.77	44	17.50	45	17.75	46	17.40	47	16.51	48	15.75	49	17.24		15.72
	12:02.94 (3)		12:20.97 (4)		12:38.74 (4)		12:56.24 (3)		13:13.99 (3)		13:31.39 (3)		13:47.90 (4)		14:03.65 (4)		14:20.89 (5)		

6 1055 Nozomi TANAKA										JPN					4 Sep 99	14:37.98 NR			
1	18.11	2	18.51	3	19.15	4	18.05	5	17.14	6	17.50	7	17.66	8	17.65	9	16.77	10	16.98
	18.11 (4)		36.67 (3)		55.82 (3)		1:13.87 (4)		1:31.01 (4)		1:48.51 (4)		2:06.17 (4)		2:23.82 (4)		2:40.59 (2)		2:57.57 (2)
11	17.38	12	17.13	13	17.18	14	16.86	15	17.72	16	18.31	17	16.40	18	17.56	19	17.63	20	17.45
	3:14.95 (2)		3:32.08 (2)		3:49.26 (2)		4:06.12 (1)		4:23.84 (2)		4:42.15 (2)		4:58.55 (2)		5:16.11 (2)		5:33.74 (2)		5:51.19 (2)
21	17.40	22	17.50	23	17.87	24	18.39	25	16.51	26	17.43	27	17.84	28	18.80	29	16.65	30	17.88
	6:08.59 (2)		6:26.09 (3)		6:43.96 (2)		7:02.35 (2)		7:18.86 (2)		7:36.29 (3)		7:54.13 (5)		8:12.93 (7)		8:29.58 (5)		8:47.46 (5)
31	17.57	32	17.87	33	17.76	34	17.71	35	17.55	36	17.74	37	17.69	38	17.96	39	18.02	40	18.29
	9:05.03 (5)		9:22.90 (6)		9:40.66 (6)		9:58.37 (7)		10:15.92 (6)		10:33.66 (5)		10:51.35 (6)		11:09.31 (6)		11:27.33 (8)		11:45.62 (7)
41	17.95	42	17.91	43	17.93	44	17.60	45	17.72	46	17.37	47	16.32	48	15.49	49	17.66		16.41
	12:03.57 (6)		12:21.48 (6)		12:39.41 (7)		12:57.01 (6)		13:14.73 (6)		13:32.10 (6)		13:48.42 (8)		14:03.91 (7)		14:21.57 (6)		

7 974 Nadia BATTOCLETTI										ITA					12 Apr 00	14:41.78			
1	18.12	2	18.95	3	19.13	4	18.16	5	17.29	6	17.35	7	17.74	8	17.61	9	17.22	10	17.32
	18.12 (5)		37.07 (7)		56.20 (7)		1:14.36 (7)		1:31.65 (7)		1:49.00 (7)		2:06.74 (7)		2:24.35 (7)		2:41.57 (7)		2:58.89 (6)
11	17.43	12	17.43	13	17.39	14	16.99	15	16.76	16	18.65	17	16.36	18	17.82	19	17.17	20	17.46
	3:16.32 (7)		3:33.75 (6)		3:51.14 (6)		4:08.13 (6)		4:24.89 (6)		4:43.54 (8)		4:59.90 (7)		5:17.72 (10)		5:34.89 (7)		5:52.35 (7)
21	17.45	22	17.41	23	17.80	24	18.52	25	16.53	26	17.59	27	17.98	28	18.55	29	17.08	30	18.17
	6:09.80 (7)		6:27.21 (7)		6:45.01 (7)		7:03.53 (6)		7:20.06 (7)		7:37.65 (8)		7:55.63 (9)		8:14.18 (9)		8:31.26 (8)		8:49.43 (8)
31	17.92	32	17.53	33	17.79	34	17.59	35	17.62	36	17.46	37	17.62	38	17.46	39	17.67	40	18.03
	9:07.35 (8)		9:24.88 (7)		9:42.67 (7)		10:00.26 (9)		10:17.88 (7)		10:35.34 (7)		10:52.96 (7)		11:10.42 (7)		11:28.09 (9)		11:46.12 (8)
41	18.02	42	17.79	43	17.77	44	17.59	45	17.60	46	17.87	47	17.51	48	15.88	49	18.46		17.17
	12:04.14 (7)		12:21.93 (7)		12:39.70 (8)		12:57.29 (7)		13:14.89 (7)		13:32.76 (7)		13:50.27 (9)		14:06.15 (9)		14:24.61 (7)		

8 1126 Laura GALVÁN										MEX					5 Oct 91	14:43.94 NR			
1	18.04	2	18.86	3	19.49	4	18.11	5	17.34	6	17.27	7	17.81	8	17.61	9	17.36	10	17.14
	18.04 (1)		36.90 (4)		56.39 (9)		1:14.50 (9)		1:31.84 (9)		1:49.11 (9)		2:06.92 (9)		2:24.53 (9)		2:41.89 (9)		2:59.03 (8)
11	17.70	12	17.57	13	17.60	14	17.13	15	17.35	16	18.07	17	16.53	18	17.07	19	17.95	20	17.51
	3:16.73 (9)		3:34.30 (10)		3:51.90 (12)		4:09.03 (12)		4:26.38 (11)		4:44.45 (11)		5:00.98 (11)		5:18.05 (11)		5:36.00 (11)		5:53.51 (11)
21	17.38	22	17.52	23	17.79	24	18.63	25	16.53	26	17.65	27	17.98	28	19.28	29	17.39	30	17.71
	6:10.89 (11)		6:28.41 (11)		6:46.20 (11)		7:04.83 (10)		7:21.36 (11)		7:39.01 (11)		7:56.99 (12)		8:16.27 (12)		8:33.66 (11)		8:51.37 (9)
31	17.88	32	17.78	33	17.69	34	17.97	35	17.90	36	18.58	37	17.80	38	18.14	39	17.97	40	18.26
	9:09.25 (9)		9:27.03 (9)		9:44.72 (9)		10:02.69 (11)		10:20.59 (9)		10:39.17 (8)		10:56.97 (8)		11:15.11 (8)		11:33.08 (10)		11:51.34 (10)
41	18.01	42	17.83	43	17.63	44	17.37	45	17.54	46	17.34	47	16.92	48	16.66	49	16.46		16.84
	12:09.35 (8)		12:27.18 (8)		12:44.81 (10)		13:02.18 (8)		13:19.72 (8)		13:37.06 (8)		13:53.98 (10)		14:10.64 (10)		14:27.10 (8)		

9 1435 Natosha ROGERS										USA					7 May 91	15:06.58			
1	18.28	2	18.95	3	19.46	4	18.31	5	17.31	6	17.43	7	17.80	8	17.67	9	17.27	10	17.51
	18.28 (10)		37.23 (10)		56.69 (12)		1:15.00 (12)		1:32.31 (12)		1:49.74 (12)		2:07.54 (12)		2:25.21 (13)		2:42.48 (13)		2:59.99 (14)
11	17.45	12	17.28	13	16.92	14	16.89	15	17.18	16	17.72	17	16.77	18	17.16	19	17.74	20	17.59
	3:17.44 (14)		3:34.72 (14)		3:51.64 (11)		4:08.53 (9)		4:25.71 (9)		4:43.43 (7)		5:00.20 (8)		5:17.36 (7)		5:35.10 (8)		5:52.69 (8)
21	17.31	22	17.48	23	17.76	24	18.61	25	16.53	26	17.08	27	17.44	28	18.37	29	16.98	30	18.03
	6:10.00 (8)		6:27.48 (8)		6:45.24 (8)		7:03.85 (7)		7:20.38 (8)		7:37.46 (7)		7:54.90 (8)		8:13.27 (8)		8:30.25 (7)		8:48.28 (7)
31	18.36	32	18.57	33	17.77	34	18.36	35	19.13	36	18.96	37	18.65	38	19.10	39	19.47	40	19.65
	9:06.64 (7)		9:25.21 (8)		9:42.98 (8)		10:01.34 (10)		10:20.47 (8)		10:39.43 (9)		10:58.08 (9)		11:17.18 (9)		11:36.65 (11)		11:56.30 (12)
41	19.54	42	19.51	43	19.54	44	19.17	45	19.56	46	19.22	47	19.13	48	19.11	49	18.23		17.27
	12:15.84 (9)		12:35.35 (9)		12:54.89 (11)		13:14.06 (9)		13:33.62 (9)		13:52.84 (10)		14:11.97 (12)		14:31.08 (11)		14:49.31 (9)		

RACE ANALYSIS
5000 Metres Women - Round 1

10 1454 Joselyn Daniely BREA										VEN		12 Aug 94		15:11.16					
1	18.09	2	18.91	3	19.31	4	18.12	5	17.33	6	17.28	7	17.77	8	17.62	9	17.27	10	17.29
	18.09 (3)		37.00 (5)		56.31 (8)		1:14.43 (8)		1:31.76 (8)		1:49.04 (8)		2:06.81 (8)		2:24.43 (8)		2:41.70 (8)		2:58.99 (7)
11	17.39	12	17.49	13	17.58	14	17.16	15	17.43	16	17.87	17	16.73	18	17.06	19	17.99	20	17.50
	3:16.38 (8)		3:33.87 (8)		3:51.45 (10)		4:08.61 (10)		4:26.04 (10)		4:43.91 (10)		5:00.64 (10)		5:17.70 (9)		5:35.69 (10)		5:53.19 (10)
21	17.30	22	17.56	23	17.73	24	18.57	25	16.62	26	17.71	27	18.12	28	19.14	29	17.69	30	18.30
	6:10.49 (10)		6:28.05 (10)		6:45.78 (10)		7:04.35 (9)		7:20.97 (10)		7:38.68 (10)		7:56.80 (11)		8:15.94 (11)		8:33.63 (10)		8:51.93 (11)
31	17.67	32	17.93	33	18.11	34	18.62	35	18.91	36	18.20	37	20.07	38	19.51	39	19.35	40	17.11
	9:09.60 (10)		9:27.53 (10)		9:45.64 (10)		10:04.26 (12)		10:23.17 (10)		10:41.37 (10)		11:01.44 (10)		11:20.95 (10)		11:40.30 (12)		11:57.41 (13)
41	21.56	42	19.54	43	19.76	44	19.97	45	19.91	46	19.92	47	18.57	48	18.38	49	17.45		18.69
	12:18.97 (10)		12:38.51 (10)		12:58.27 (12)		13:18.24 (10)		13:38.15 (10)		13:58.07 (11)		14:16.64 (13)		14:35.02 (12)		14:52.47 (10)		

11 853 Amy-Eloise MARKOVIC										GBR		5 Aug 95		15:13.66 ^{SB}					
1	18.14	2	19.00	3	19.46	4	18.15	5	17.24	6	17.32	7	17.70	8	17.84	9	17.18	10	17.36
	18.14 (7)		37.14 (8)		56.60 (10)		1:14.75 (10)		1:31.99 (10)		1:49.31 (10)		2:07.01 (10)		2:24.85 (10)		2:42.03 (10)		2:59.39 (10)
11	17.55	12	17.54	13	17.47	14	17.46	15	17.44	16	18.52	17	16.49	18	17.96	19	18.21	20	17.22
	3:16.94 (10)		3:34.48 (12)		3:51.95 (13)		4:09.41 (13)		4:26.85 (13)		4:45.37 (13)		5:01.86 (12)		5:19.82 (12)		5:38.03 (12)		5:55.25 (12)
21	19.92	22	18.85	23	18.97	24	20.06	25	18.11	26	18.57	27	18.57	28	19.87	29	35.93	30	18.56
	6:15.17 (12)		6:34.02 (13)		6:52.99 (13)		7:13.05 (13)		7:31.16 (13)		7:49.73 (12)		7:49.73 (1)		8:09.60 (1)		8:45.53 (12)		9:04.09 (12)
31	18.51	32	18.45	33	18.96	34		35	38.48	36	19.33	37	19.08	38	19.17	39		40	38.51
	9:22.60 (12)		9:41.05 (12)		10:00.01 (12)		10:00.01 (8)		10:38.49 (12)		10:57.82 (12)		11:16.90 (12)		11:36.07 (13)		11:16.90 (1)		11:55.41 (11)
41	38.28	42	19.20	43		44	56.00	45	18.46	46	18.10	47		48	17.97	49	51.33		16.21
	12:33.69 (13)		12:52.89 (14)		12:33.69 (1)		13:29.69 (13)		13:48.15 (13)		14:06.25 (14)		13:48.15 (6)		14:06.12 (8)		14:57.45 (12)		

12 796 Camilla RICHARDSSON										FIN		14 Sep 93		15:13.84					
1	18.45	2	19.34	3	19.70	4	18.42	5	17.78	6	17.20	7	17.63	8	17.64	9	17.20	10	17.77
	18.45 (14)		37.79 (16)		57.49 (16)		1:15.91 (17)		1:33.69 (17)		1:50.89 (17)		2:08.52 (17)		2:26.16 (18)		2:43.36 (16)		3:01.13 (16)
11	17.52	12	17.49	13	17.63	14	17.73	15	18.15	16	18.82	17	17.15	18	17.98	19	18.30	20	16.69
	3:18.65 (16)		3:36.14 (16)		3:53.77 (16)		4:11.50 (16)		4:29.65 (16)		4:48.47 (16)		5:05.62 (16)		5:23.60 (16)		5:41.90 (16)		5:58.59 (15)
21	19.37	22	18.52	23	18.75	24	19.47	25	17.28	26	18.71	27	18.70	28	19.31	29	17.47	30	18.62
	6:17.96 (15)		6:36.48 (15)		6:55.23 (15)		7:14.70 (15)		7:31.98 (14)		7:50.69 (14)		8:09.39 (14)		8:28.70 (14)		8:46.17 (14)		9:04.79 (14)
31	18.58	32	18.52	33	18.85	34	18.60	35	19.27	36	19.50	37	19.02	38	19.00	39	19.61	40	19.10
	9:23.37 (14)		9:41.89 (13)		10:00.74 (13)		10:19.34 (13)		10:38.61 (13)		10:58.11 (13)		11:17.13 (13)		11:36.13 (14)		11:55.74 (14)		12:14.84 (14)
41	18.71	42	18.35	43	18.42	44	18.18	45	18.62	46	18.65	47	17.89	48	17.53	49	16.40		16.25
	12:33.55 (12)		12:51.90 (13)		13:10.32 (13)		13:28.50 (12)		13:47.12 (12)		14:05.77 (13)		14:23.66 (14)		14:41.19 (13)		14:57.59 (13)		

RACE ANALYSIS
5000 Metres Women - Round 1

RACE ANALYSIS
5000 Metres Women - Round 1

RACE ANALYSIS
5000 Metres Women - Round 1

RACE ANALYSIS
5000 Metres Women - Round 1

RACE ANALYSIS
5000 Metres Women - Round 1

RACE ANALYSIS
5000 Metres Women - Round 1

RACE ANALYSIS
5000 Metres Women - Round 1

RACE ANALYSIS
5000 Metres Women - Round 1

RACE ANALYSIS
5000 Metres Women - Round 1

RACE ANALYSIS
5000 Metres Women - Round 1

RACE ANALYSIS
5000 Metres Women - Round 1

RACE ANALYSIS
5000 Metres Women - Round 1

RACE ANALYSIS
5000 Metres Women - Round 1

RACE ANALYSIS
5000 Metres Women - Round 1

RACE ANALYSIS
5000 Metres Women - Round 1

RACE ANALYSIS
5000 Metres Women - Round 1

RESULTS



5000 Metres Women - Round 1

First 8 of each heat (Q) qualify to Final

RECORDS	RESULT	NAME	COUNTRY	AGE	VENUE	DATE
World Record WR	14:05.20	Faith KIPYEGON	KEN	29	Paris (FRA)	9 Jun 2023
Championships Record CR	14:26.72	Hellen OBIRI	KEN	30	Doha (QAT)	5 Oct 2019
World Leading WL	14:05.20	Faith KIPYEGON	KEN	29	Paris (FRA)	9 Jun 2023
Area Record AR		National Record NR		Personal Best PB		Season Best SB

Heat 1

2

23 August 2023

19:02 START TIME

31° C
TEMPERATURE

53 %
HUMIDITY

PLACE	BIB	NAME	COUNTRY	DATE OF BIRTH	ORDER	RESULT	
1	1069	Beatrice CHEBET	KEN	5 Mar 00	12	14:57.70	Q
2	772	Gudaf TSEGAY	ETH	23 Jun 97	1	14:57.72	Q
3	1078	Margaret Chelimo KIPKEMBOI	KEN	9 Feb 93	17	15:00.10	Q
4	1098	Agate CAUNE	LAT	7 Aug 04	9	15:00.48	Q PB
5	1384	Elise CRANNY	USA	9 May 96	13	15:01.53	Q
6	759	Medina EISA	ETH	3 Jan 05	5	15:03.07	Q
7	1426	Alicia MONSON	USA	13 May 98	7	15:03.35	Q
8	1143	Maureen KOSTER	NED	3 Jul 92	19	15:05.13	Q
9	551	Francine NIYOMUKUNZI	BDI	1 Aug 99	6	15:05.24	
10	514	Rose DAVIES	AUS	21 Dec 99	20	15:07.93	SB
11	1178	Karoline Bjerkeli GRØVDAL	NOR	14 Jun 90	10	15:08.96	
12	1045	Ririka HIRONAKA	JPN	24 Nov 00	8	15:11.16 (1.157)	SB
13	1349	Sarah CHELANGAT	UGA	5 Jun 01	15	15:14.89	
14	849	Megan KEITH	GBR	23 Apr 02	3	15:21.94	
15	626	Julie-Anne STAEHLI	CAN	21 Dec 93	14	15:24.09	
16	952	Viktória WAGNER-GYÜRKÉS	HUN	15 Oct 92	18	15:29.42	
17	979	Ludovica CAVALLI	ITA	20 Dec 00	11	15:32.95	
18	534	Lauren RYAN	AUS	15 Mar 98	2	15:40.23	
19	623	Briana SCOTT	CAN	27 Jun 90	4	15:42.56	
20	1062	Yuma YAMAMOTO	JPN	1 May 00	16	16:05.57	

INTERMEDIATE TIMES

100 m	17.84 Gudaf TSEGAY	200 m	38.39 Elise CRANNY
300 m	55.86 Lauren RYAN	400 m	1:13.62 Agate CAUNE
500 m	1:31.25 Agate CAUNE	600 m	1:48.55 Agate CAUNE
700 m	2:06.08 Agate CAUNE	800 m	2:23.44 Agate CAUNE
900 m	2:40.76 Agate CAUNE	1000 m	2:54.55 Agate CAUNE
1100 m	3:13.54 Lauren RYAN	1200 m	3:33.19 Agate CAUNE
1300 m	3:50.69 Agate CAUNE	1400 m	4:08.07 Agate CAUNE
1500 m	4:26.05 Agate CAUNE	1600 m	4:43.33 Agate CAUNE
1700 m	5:00.96 Agate CAUNE	1800 m	5:18.66 Agate CAUNE
1900 m	5:36.66 Agate CAUNE	2000 m	5:54.07 Agate CAUNE
2100 m	6:11.69 Agate CAUNE	2200 m	6:29.69 Agate CAUNE
2300 m	6:47.72 Agate CAUNE	2400 m	7:05.48 Agate CAUNE
2500 m	7:23.30 Agate CAUNE	2600 m	7:41.15 Agate CAUNE
2700 m	7:59.70 Agate CAUNE	2800 m	8:17.53 Agate CAUNE
2900 m	8:35.69 Agate CAUNE	3000 m	8:54.08 Agate CAUNE
3100 m	9:12.49 Agate CAUNE	3200 m	9:28.58 Agate CAUNE
3300 m	9:49.13 Agate CAUNE	3400 m	10:07.73 Agate CAUNE
3500 m	10:26.41 Agate CAUNE	3600 m	10:44.80 Agate CAUNE
3700 m	11:03.18 Agate CAUNE	3800 m	11:21.90 Agate CAUNE
3900 m	11:40.62 Agate CAUNE	4000 m	11:59.09 Agate CAUNE
4100 m	12:17.51 Agate CAUNE	4200 m	12:36.06 Agate CAUNE
4300 m	12:54.89 Agate CAUNE	4400 m	13:10.17 Briana SCOTT
4500 m	13:31.67 Agate CAUNE	4600 m	13:50.19 Agate CAUNE
4700 m	14:08.19 Agate CAUNE	4800 m	14:26.11 Agate CAUNE
4900 m	14:43.17 Gudaf TSEGAY		

Timing by SEIKO

AT-5000-W-h----.RS6..v1

Issued at 19:49 on Wednesday, 23 August 2023

1 3

WORLD ATHLETICS PARTNERS



RESULTS
5000 Metres Women - Round 1

Heat 2

2

23 August 2023

19:26 START TIME

31° C
TEMPERATURE

53 %
HUMIDITY

PLACE	BIB	NAME	COUNTRY	DATE OF BIRTH	ORDER	RESULT	
1	1139	Sifan HASSAN	NED	1 Jan 93	18	14:32.29	Q
2	1080	Faith KIPYEGON	KEN	10 Jan 94	19	14:32.31	Q
3	771	Ejgayehu TAYE	ETH	10 Feb 00	3	14:33.23	Q
4	764	Freweyni HAILU	ETH	12 Feb 01	13	14:34.16	Q
5	1088	Lilian Kasait RENGERUK	KEN	3 May 97	6	14:36.61	Q
6	1055	Nozomi TANAKA	JPN	4 Sep 99	8	14:37.98	Q NR
7	974	Nadia BATTOCLETTI	ITA	12 Apr 00	7	14:41.78	Q
8	1126	Laura GALVÁN	MEX	5 Oct 91	17	14:43.94	Q NR
9	1435	Natosha ROGERS	USA	7 May 91	20	15:06.58	
10	1454	Joselyn Daniely BREA	VEN	12 Aug 94	14	15:11.16	(.160)
11	853	Amy-Eloise MARKOVIC	GBR	5 Aug 95	1	15:13.66	SB
12	796	Camilla RICHARDSSON	FIN	14 Sep 93	12	15:13.84	
13	520	Jessica HULL	AUS	22 Oct 96	2	15:15.89	
14	1244	Mariana MACHADO	POR	12 Nov 00	9	15:28.97	
15	503	Anjelina Nadai LOHALITH	ART	1 Jan 95	15	15:35.25	
16	1353	Prisca CHESANG	UGA	7 Aug 03	5	15:37.02	
17	641	Wuga HE	CHN	28 Jul 98	10	15:54.30	
18	631	Erin TESCHUK	CAN	25 Oct 94	4	15:56.54	
	502	Fedra Aldana LUNA SAMBRAN	ARG	5 Jul 95	11	DNF	
	1325	Sarah LAHTI	SWE	18 Feb 95	16	DNS	

INTERMEDIATE TIMES

100 m	18.04 Laura GALVÁN	200 m	36.56 Sifan HASSAN
300 m	55.45 Sifan HASSAN	400 m	1:13.11 Sifan HASSAN
500 m	1:30.44 Sifan HASSAN	600 m	1:46.83 Lilian Kasait RENGERUK
700 m	2:05.50 Sifan HASSAN	800 m	2:22.67 Sifan HASSAN
900 m	2:39.96 Sifan HASSAN	1000 m	2:57.31 Sifan HASSAN
1100 m	3:14.70 Sifan HASSAN	1200 m	3:31.84 Sifan HASSAN
1300 m	3:49.06 Sifan HASSAN	1400 m	4:06.12 Nozomi TANAKA
1500 m	4:23.66 Sifan HASSAN	1600 m	4:40.87 Sifan HASSAN
1700 m	4:58.34 Sifan HASSAN	1800 m	5:15.85 Sifan HASSAN
1900 m	5:33.55 Sifan HASSAN	2000 m	5:50.90 Sifan HASSAN
2100 m	6:08.43 Sifan HASSAN	2200 m	6:25.85 Sifan HASSAN
2300 m	6:43.66 Sifan HASSAN	2400 m	7:01.04 Sifan HASSAN
2500 m	7:18.52 Sifan HASSAN	2600 m	7:35.62 Sifan HASSAN
2700 m	7:49.73 Amy-Eloise MARKOVIC	2800 m	8:09.60 Amy-Eloise MARKOVIC
2900 m	8:28.80 Sifan HASSAN	3000 m	8:46.54 Sifan HASSAN
3100 m	9:04.33 Sifan HASSAN	3200 m	9:21.81 Sifan HASSAN
3300 m	9:39.71 Sifan HASSAN	3400 m	9:47.81 Jessica HULL
3500 m	10:14.93 Sifan HASSAN	3600 m	10:30.60 Sifan HASSAN
3700 m	10:50.32 Sifan HASSAN	3800 m	11:08.26 Sifan HASSAN
3900 m	11:16.90 Amy-Eloise MARKOVIC	4000 m	11:44.03 Jessica HULL
4100 m	12:02.60 Sifan HASSAN	4200 m	12:20.38 Sifan HASSAN
4300 m	12:33.69 Amy-Eloise MARKOVIC	4400 m	12:55.92 Sifan HASSAN
4500 m	13:13.57 Sifan HASSAN	4600 m	13:30.77 Sifan HASSAN
4700 m	13:41.39 Jessica HULL	4800 m	14:00.89 Jessica HULL
4900 m	14:18.02 Sifan HASSAN		

RESULTS
5000 Metres Women - Round 1

ALL-TIME OUTDOOR TOP LIST				2023 OUTDOOR TOP LIST			
RESULT	NAME	VENUE	DATE	RESULT	NAME	VENUE	2023
14:05.20	Faith KIPYEGON (KEN)	Paris (FRA)	9 Jun 23	14:05.20	Faith KIPYEGON (KEN)	Paris (FRA)	9 Jun
14:06.62	Letesenbet GIDEY (ETH)	Valencia (ESP)	7 Oct 20	14:07.94	Letesenbet GIDEY (ETH)	Paris (FRA)	9 Jun
14:11.15	Tirunesh DIBABA (ETH)	Oslo (NOR)	6 Jun 08	14:12.29	Gudaf TSEGAY (ETH)	London (GBR)	23 Jul
14:12.29	Gudaf TSEGAY (ETH)	London (GBR)	23 Jul 23	14:12.92	Beatrice CHEBET (KEN)	London (GBR)	23 Jul
14:12.59	Almaz AYANA (ETH)	Roma (ITA)	2 Jun 16	14:13.31	Ejgayehu TAYE (ETH)	Paris (FRA)	9 Jun
14:12.88	Meseret DEFAR (ETH)	Stockholm (SWE)	22 Jul 08	14:13.42	Sifan HASSAN (NED)	London (GBR)	23 Jul
14:12.92	Beatrice CHEBET (KEN)	London (GBR)	23 Jul 23	14:16.54	Medina EISA (ETH)	London (GBR)	23 Jul
14:12.98	Ejgayehu TAYE (ETH)	Eugene, OR (USA)	27 May 22	14:19.45	Alicia MONSON (USA)	London (GBR)	23 Jul
14:13.42	Sifan HASSAN (NED)	London (GBR)	23 Jul 23	14:23.05	Lilian Kasait RENGERUK (KEN)	Paris (FRA)	9 Jun
14:15.24	Senbere TEFERI (ETH)	Hengelo (NED)	8 Jun 21	14:23.45	Freweyni HAILU (ETH)	Paris (FRA)	9 Jun

RESULTS



10,000 Metres Women - Final

RECORDS	RESULT	NAME	COUNTRY	AGE	VENUE	DATE
World Record WR	29:01.03	Letesenbet GIDEY	ETH	23	Hengelo (NED)	8 Jun 2021
Championships Record CR	30:04.18	Berhane ADERE	ETH	30	Paris-St-Denis (FRA)	23 Aug 2003
World Leading WL	29:29.73	Gudaf TSEGAY	ETH	26	Nerja (ESP)	23 Jun 2023
Area Record AR		National Record NR		Personal Best PB		Season Best SB

19 August 2023 20:59 START TIME
26° C TEMPERATURE 73 % HUMIDITY

PLACE	BIB	NAME	COUNTRY	DATE of BIRTH	ORDER	RESULT
1	772	Gudaf TSEGAY	ETH	23 Jun 97	13	31:27.18
2	762	Letesenbet GIDEY	ETH	20 Mar 98	9	31:28.16 SB
3	771	Ejgayehu TAYE	ETH	10 Feb 00	2	31:28.31
4	1077	Irine Jepchumba KIMAI	KEN	10 Oct 98	5	31:32.19 SB
5	1426	Alicia MONSON	USA	13 May 98	1	31:32.29
6	1086	Agnes Jebet NGETICH	KEN	23 Jan 01	11	31:34.83 PB
7	1045	Ririka HIRONAKA	JPN	24 Nov 00	22	31:35.12 SB
8	869	Jessica WARNER-JUDD	GBR	7 Jan 95	16	31:35.38
9	1084	Grace Loibach NAWOWUNA	KEN	10 Nov 03	18	31:38.17
10	1349	Sarah CHELANGAT	UGA	5 Jun 01	20	31:40.04 SB
11	1139	Sifan HASSAN	NED	1 Jan 93	3	31:53.35
12	1384	Elise CRANNY	USA	9 May 96	6	31:57.51 SB
13	1153	Diane VAN ES	NED	22 Mar 99	14	32:05.85
14	1435	Natosha ROGERS	USA	7 May 91	15	32:08.05
15	796	Camilla RICHARDSSON	FIN	14 Sep 93	17	32:15.74
16	1354	Stella CHESANG	UGA	1 Dec 96	8	32:38.90 SB
17	765	Lemlem HAILU	ETH	25 May 01	7	32:42.78
18	1325	Sarah LAHTI	SWE	18 Feb 95	21	33:09.22 SB
19	1200	Luz Mery ROJAS	PER	20 Jun 93	4	33:19.61
20	1042	Rino GOSHIMA	JPN	29 Oct 97	19	33:20.38
21	577	Maria Lucineida DA SILVA	BRA	28 Nov 01	12	35:54.18
	1065	Caroline Chepkoech KIPKIRUI	KAZ	26 May 94	10	DNF

RESULTS

10,000 Metres Women - Final

INTERMEDIATE TIMES

100 m	18.16 Natosha ROGERS	200 m	39.16 Natosha ROGERS
300 m	1:01.06 Natosha ROGERS	400 m	1:23.47 Jessica WARNER-JUDD
500 m	1:45.27 Natosha ROGERS	600 m	2:07.94 Natosha ROGERS
700 m	2:30.49 Natosha ROGERS	800 m	2:53.02 Natosha ROGERS
900 m	3:15.24 Natosha ROGERS	1000 m	3:37.55 Natosha ROGERS
1100 m	3:59.91 Natosha ROGERS	1200 m	4:21.61 Camilla RICHARDSSON
1300 m	4:40.60 Camilla RICHARDSSON	1400 m	4:59.36 Camilla RICHARDSSON
1500 m	5:18.20 Camilla RICHARDSSON	1600 m	5:36.26 Camilla RICHARDSSON
1700 m	5:54.71 Camilla RICHARDSSON	1800 m	6:13.17 Camilla RICHARDSSON
1900 m	6:32.11 Camilla RICHARDSSON	2000 m	6:50.56 Camilla RICHARDSSON
2100 m	7:09.11 Camilla RICHARDSSON	2200 m	7:27.82 Camilla RICHARDSSON
2300 m	7:46.70 Camilla RICHARDSSON	2400 m	8:05.46 Camilla RICHARDSSON
2500 m	8:24.17 Camilla RICHARDSSON	2600 m	8:43.03 Camilla RICHARDSSON
2700 m	9:02.12 Camilla RICHARDSSON	2800 m	9:20.86 Camilla RICHARDSSON
2900 m	9:39.78 Camilla RICHARDSSON	3000 m	9:58.89 Camilla RICHARDSSON
3100 m	10:18.03 Camilla RICHARDSSON	3200 m	10:36.69 Camilla RICHARDSSON
3300 m	10:55.73 Camilla RICHARDSSON	3400 m	11:14.91 Camilla RICHARDSSON
3500 m	11:34.15 Camilla RICHARDSSON	3600 m	11:53.09 Camilla RICHARDSSON
3700 m	12:12.32 Camilla RICHARDSSON	3800 m	12:31.60 Camilla RICHARDSSON
3900 m	12:51.03 Camilla RICHARDSSON	4000 m	13:10.16 Camilla RICHARDSSON
4100 m	13:29.64 Camilla RICHARDSSON	4200 m	13:49.08 Camilla RICHARDSSON
4300 m	14:08.67 Camilla RICHARDSSON	4400 m	14:27.67 Camilla RICHARDSSON
4500 m	14:47.13 Camilla RICHARDSSON	4600 m	15:06.62 Camilla RICHARDSSON
4700 m	15:26.11 Camilla RICHARDSSON	4800 m	15:45.09 Camilla RICHARDSSON
4900 m	16:04.36 Camilla RICHARDSSON	5000 m	16:23.55 Camilla RICHARDSSON
5100 m	16:43.00 Camilla RICHARDSSON	5200 m	17:02.07 Camilla RICHARDSSON
5300 m	17:21.37 Camilla RICHARDSSON	5400 m	17:40.97 Camilla RICHARDSSON
5500 m	18:00.39 Camilla RICHARDSSON	5600 m	18:19.73 Camilla RICHARDSSON
5700 m	18:38.20 Agnes Jebet NGETICH	5800 m	18:56.65 Agnes Jebet NGETICH
5900 m	19:15.67 Agnes Jebet NGETICH	6000 m	19:33.51 Gudaf TSEGAY
6100 m	19:51.47 Gudaf TSEGAY	6200 m	20:09.52 Gudaf TSEGAY
6300 m	20:27.58 Gudaf TSEGAY	6400 m	20:45.66 Gudaf TSEGAY
6500 m	21:03.75 Gudaf TSEGAY	6600 m	21:22.00 Gudaf TSEGAY
6700 m	21:40.06 Agnes Jebet NGETICH	6800 m	21:57.99 Gudaf TSEGAY
6900 m	22:16.47 Letesenbet GIDEY	7000 m	22:34.80 Letesenbet GIDEY
7100 m	22:53.55 Letesenbet GIDEY	7200 m	23:11.58 Letesenbet GIDEY
7300 m	23:30.08 Letesenbet GIDEY	7400 m	23:48.76 Letesenbet GIDEY
7500 m	24:07.35 Agnes Jebet NGETICH	7600 m	24:25.72 Ejgayehu TAYE
7700 m	24:43.75 Ejgayehu TAYE	7800 m	25:01.71 Ejgayehu TAYE
7900 m	25:20.17 Ejgayehu TAYE	8000 m	25:38.05 Ejgayehu TAYE
8100 m	25:56.17 Ejgayehu TAYE	8200 m	26:14.02 Ejgayehu TAYE
8300 m	26:32.17 Ejgayehu TAYE	8400 m	26:50.34 Ejgayehu TAYE
8500 m	27:09.16 Ejgayehu TAYE	8600 m	27:27.91 Letesenbet GIDEY
8700 m	27:46.66 Letesenbet GIDEY	8800 m	28:04.53 Grace Loibach NAWOWUNA
8900 m	28:22.52 Grace Loibach NAWOWUNA	9000 m	28:40.38 Grace Loibach NAWOWUNA
9100 m	28:58.98 Letesenbet GIDEY	9200 m	29:17.10 Grace Loibach NAWOWUNA
9300 m	29:35.49 Grace Loibach NAWOWUNA	9400 m	29:53.15 Letesenbet GIDEY
9500 m	30:11.05 Letesenbet GIDEY	9600 m	30:28.16 Letesenbet GIDEY
9700 m	30:44.56 Letesenbet GIDEY	9800 m	30:59.04 Sifan HASSAN
9900 m	31:13.04 Sifan HASSAN		

ALL-TIME OUTDOOR TOP LIST

RESULT	NAME	VENUE	DATE
29:01.03	Letesenbet GIDEY (ETH)	Hengelo (NED)	8 Jun 21
29:06.82	Sifan HASSAN (NED)	Hengelo (NED)	6 Jun 21
29:17.45	Almaz AYANA (ETH)	Rio de Janeiro (BRA)	12 Aug 16
29:29.73	Gudaf TSEGAY (ETH)	Nerja (ESP)	23 Jun 23
29:31.78	Junxia WANG (CHN)	Beijing (CHN)	8 Sep 93
29:32.53	Vivian Jepkemoi CHERUIYOT (KEN)	io de Janeiro (BRA)	12 Aug 16
29:42.56	Tirunesh DIBABA (ETH)	Rio de Janeiro (BRA)	12 Aug 16
29:47.42	Grace Loibach NAWOWUNA (KEN)	Hengelo (NED)	3 Jun 23
29:50.77	Kalkidan GEZAHEGNE (BRN)	Maia (POR)	8 May 21
29:53.51	Alice Aprot NAWOWUNA (KEN)	Rio de Janeiro (BRA)	12 Aug 16

2023 OUTDOOR TOP LIST

RESULT	NAME	VENUE	2023
29:29.73	Gudaf TSEGAY (ETH)	Nerja (ESP)	23 Jun
29:37.80	Sifan HASSAN (NED)	Hengelo (NED)	3 Jun
29:47.42	Grace Loibach NAWOWUNA (KEN)	Hengelo (NED)	3 Jun
29:57.45	Eiqayehu TAYE (ETH)	Nerja (ESP)	23 Jun
29:59.03	Mizan ALEM (ETH)	London (GBR)	20 May
29:59.15	Lemlem HAILU (ETH)	Nerja (ESP)	23 Jun
30:00.86	Eilish MCCOLGAN (GBR)	San Juan Capistrano, CA (USA)	4 Mar
30:03.82	Alicia MONSON (USA)	San Juan Capistrano, CA (USA)	4 Mar
30:04.45	Tsiqie GEBRESELAMA (ETH)	Hengelo (NED)	3 Jun
30:23.69	Girmawit GEBRZHAIR (ETH)	Nerja (ESP)	23 Jun

RACE ANALYSIS
10,000 Metres Women - Final

3 771 Ejjayehu TAYE										ETH 10 Feb 00										31:28.31																			
1	19.06	2	21.56	3	22.63	4	23.11	5	20.92	6	22.73	7	22.27	8	22.98	9	22.27	10	22.20	11	19.06 (17)	12	40.62 (17)	13	1:03.25 (16)	14	1:26.36 (20)	15	1:47.28 (16)	16	2:10.01 (16)	17	2:32.28 (15)	18	2:55.26 (15)	19	3:17.53 (15)	20	3:39.73 (16)
21	16.74	22	18.57	23	18.74	24	19.05	25	18.23	26	19.09	27	18.84	28	20.18	29	17.78	30	18.97	31	7:12.44 (13)	32	7:31.01 (13)	33	7:49.75 (11)	34	8:08.80 (12)	35	8:27.03 (13)	36	8:46.12 (13)	37	9:04.96 (13)	38	9:25.14 (17)	39	9:42.92 (13)	40	10:01.89 (14)
41	18.84	42	18.91	43	18.94	44	19.10	45	19.78	46	18.69	47	19.65	48	18.53	49	19.74	50	19.07	51	10:20.73 (13)	52	10:39.64 (10)	53	10:58.58 (13)	54	11:17.68 (14)	55	11:37.46 (16)	56	11:56.15 (15)	57	12:15.80 (15)	58	12:34.33 (15)	59	12:54.07 (13)	60	13:13.14 (12)
61	19.16	62	19.87	63	19.45	64	18.99	65	19.61	66	19.08	67	19.52	68	17.41	69	19.28	70	19.23	71	13:32.30 (14)	72	13:52.17 (16)	73	14:11.62 (16)	74	14:30.61 (12)	75	14:50.22 (16)	76	15:09.30 (13)	77	15:28.82 (11)	78	15:46.23 (7)	79	16:05.51 (9)	80	16:24.74 (9)
81	19.61	82	22.07	83	16.40	84	19.52	85	19.54	86	18.69	87	19.18	88	18.45	89	18.74	90	17.00	91	16:44.35 (10)	92	17:06.42 (18)	93	17:22.82 (10)	94	17:42.34 (10)	95	18:01.88 (9)	96	18:20.57 (11)	97	18:39.75 (14)	98	18:58.20 (13)	99	19:16.94 (12)	100	19:33.94 (4)
101	18.15	102	18.06	103	17.96	104	18.16	105	18.12	106	18.21	107	18.34	108	17.72	109	18.11	110	18.39	111	19:52.09 (4)	112	20:10.15 (4)	113	20:28.11 (4)	114	20:46.27 (2)	115	21:04.39 (4)	116	21:22.60 (4)	117	21:40.94 (4)	118	21:58.66 (4)	119	22:16.77 (4)	120	22:35.16 (3)
121	18.63	122	18.02	123	18.60	124	18.69	125	18.50	126	18.12	127	18.03	128	17.96	129	18.46	130	17.88	131	22:53.79 (4)	132	23:11.81 (2)	133	23:30.41 (3)	134	23:49.10 (3)	135	24:07.60 (2)	136	24:25.72 (1)	137	24:43.75 (1)	138	25:01.71 (1)	139	25:20.17 (1)	140	25:38.05 (1)
141	18.12	142	17.85	143	18.15	144	18.17	145	18.82	146	18.77	147	18.86	148	18.25	149	18.11	150	17.86	151	25:56.17 (1)	152	26:14.02 (1)	153	26:32.17 (1)	154	26:50.34 (1)	155	27:09.16 (1)	156	27:27.93 (2)	157	27:46.79 (2)	158	28:05.04 (5)	159	28:23.15 (4)	160	28:41.01 (4)
161	18.13	162	18.36	163	18.32	164	17.90	165	17.92	166	17.19	167	15.95	168	14.82	169	14.29	170	14.42	171	28:59.14 (3)	172	29:17.50 (4)	173	29:35.82 (6)	174	29:53.72 (7)	175	30:11.64 (7)	176	30:28.83 (5)	177	30:44.78 (5)	178	30:59.60 (4)	179	31:13.89 (4)	180	

4 1077 Irine Jepchumba KIMAIS										KEN 10 Oct 98										31:32.19 ^{SB}																			
1	18.80	2	21.60	3	24.86	4	20.02	5	22.14	6	23.12	7	22.63	8	23.99	9	21.40	10	22.20	11	18.80 (14)	12	40.40 (15)	13	1:05.26 (21)	14	1:25.28 (12)	15	1:47.42 (17)	16	2:10.54 (19)	17	2:33.17 (16)	18	2:57.16 (22)	19	3:18.56 (20)	20	3:40.76 (20)
21	18.54	22	18.88	23	19.06	24	19.09	25	17.87	26	19.08	27	19.10	28	20.74	29	16.86	30	19.16	31	4:03.52 (21)	32	4:25.36 (18)	33	4:45.47 (20)	34	5:02.72 (16)	35	5:21.98 (16)	36	5:40.00 (17)	37	5:57.46 (15)	38	6:15.96 (13)	39	6:35.06 (14)	40	6:53.32 (11)
41	19.33	42	20.77	43	17.00	44	19.08	45	19.33	46	19.00	47	19.27	48	18.72	49	20.04	50	19.22	51	7:11.86 (12)	52	7:30.74 (12)	53	7:49.80 (12)	54	8:08.89 (13)	55	8:26.76 (12)	56	8:45.84 (12)	57	9:04.94 (12)	58	9:25.68 (19)	59	9:42.54 (12)	60	10:01.70 (12)
61	19.08	62	19.10	63	19.76	64	18.89	65	19.04	66	19.79	67	19.76	68	18.63	69	18.80	70	19.26	71	10:21.03 (14)	72	10:41.80 (18)	73	10:58.80 (14)	74	11:17.88 (15)	75	11:37.21 (12)	76	11:56.21 (16)	77	12:15.48 (14)	78	12:34.20 (14)	79	12:54.24 (15)	80	13:13.46 (14)
81	19.08	82	19.10	83	19.76	84	18.89	85	19.04	86	19.79	87	19.76	88	18.63	89	18.80	90	19.26	91	13:32.54 (16)	92	13:51.64 (12)	93	14:11.40 (14)	94	14:30.29 (10)	95	14:49.33 (11)	96	15:09.12 (11)	97	15:28.88 (13)	98	15:47.51 (17)	99	16:06.31 (14)	100	16:25.57 (14)
101	19.17	102	19.10	103	19.08	104	19.64	105	19.22	106	18.53	107	18.18	108	18.36	109	18.93	110	18.73	111	16:44.74 (12)	112	17:03.84 (11)	113	17:22.92 (12)	114	17:42.56 (12)	115	18:01.78 (8)	116	18:20.31 (7)	117	18:38.49 (3)	118	18:56.85 (2)	119	19:15.78 (2)	120	19:34.51 (10)
121	17.64	122	18.08	123	18.00	124	20.59	125	15.86	126	18.29	127	18.16	128	17.97	129	17.78	130	18.57	131	19:52.15 (5)	132	20:10.23 (5)	133	20:28.23 (5)	134	20:48.82 (14)	135	21:04.68 (5)	136	21:22.97 (6)	137	21:41.13 (6)	138	21:59.10 (8)	139	22:16.88 (5)	140	22:35.45 (5)
141	18.72	142	18.05	143	18.49	144	18.69	145	18.57	146	18.44	147	18.16	148	18.02	149	18.52	150	17.80	151	22:54.17 (7)	152	23:12.22 (3)	153	23:30.71 (5)	154	23:49.40 (5)	155	24:07.97 (5)	156	24:26.41 (5)	157	24:44.57 (7)	158	25:02.59 (7)	159	25:21.11 (7)	160	25:38.91 (6)
161	18.08	162	17.90	163	18.21	164	17.87	165	18.82	166	18.77	167	19.33	168	18.97	169	16.76	170	17.89	171	25:56.99 (7)	172	26:14.89 (7)	173	26:33.10 (7)	174	26:50.97 (4)	175	27:09.79 (7)	176	27:28.56 (8)	177	27:47.89 (10)	178	28:06.86 (11)	179	28:23.62 (7)	180	28:41.51 (8)
181	18.13	182	19.10	183	17.06	184	17.62	185	18.22	186	18.14	187	14.91	188	15.44	189	16.06	190	16.00	191	28:59.64 (8)	192	29:18.74 (11)	193	29:35.80 (5)	194	29:53.42 (4)	195	30:11.64 (6)	196	30:29.78 (10)	197	30:44.69 (3)	198	31:00.13 (5)	199	31:16.19 (5)	200	

5 1426 Alicia MONSON										USA 13 May 98										31:32.29																			
1	18.54	2	21.02	3	22.32	4	23.79	5	20.75	6	22.80	7	22.36	8	23.04	9	22.11	10	22.13	11	18.54 (8)	12	39.56 (6)	13	1:01.88 (8)	14	1:25.67 (15)	15	1:46.42 (10)	16	2:09.22 (10)	17	2:31.58 (9)	18	2:54.62 (9)	19	3:16.73 (10)	20	3:38.86 (10)
21	18.27	22	18.80	23	18.84	24	19.00	25	18.39	26	19.06	27	18.65	28	19.26	29	18.55	30	19.34	31	4:01.30 (10)	32	4:22.95 (8)	33	4:42.16 (8)	34	5:01.12 (8)	35	5:20.10 (10)	36	5:38.30 (8)	37	5:56.30 (7)	38	6:14.47 (6)	39	6:32.86 (5)	40	6:52.03 (5)
41	18.94	42	19.58	43	17.97	44	19.18	45	19.70	46	18.20	47	19.65	48	19.14	49	19.59	50	20.03	51	7:10.30 (6)	52	7:29.10 (6)	53	7:47.94 (5)	54	8:06.94 (3)	55	8:25.33 (6)	56	8:44.39 (6)	57	9:03.04 (5)	58	9:22.30 (7)	59	9:40.85 (6)	60	10:00.19 (6)
61	18.45	62	19.71	63	20.45	64	18.85	65	18.64	66	19.44	67	19.37	68	18.83	69	19.28	70	19.39	71	10:19.13 (5)	72	10:38.71 (6)	73	10:56.68 (6)	74	11:15.86 (6)	75	11:35.56 (7)	76	11:53.76 (6)	77	12:13.41 (6)	78	12:32.55 (6)	79	12:52.14 (6)	80	13:12.17 (7)
81	18.45	82	19.71	83	20.45	84	18.85	85	18.64	86	19.44	87	19.37	88	18.83	89	19.28	90	19.39	91	13:30.62 (6)	92	13:50.33 (6)	93	14:10.78 (11)	94	14:29.63 (8)	95	14:48.27 (6)	96	15:07.71 (6)	97	15:27.08 (5)	98	15:45.91 (4)	99	16:05.19 (6)	100	16:24.58 (7)
101	19.38	102	18.97	103	19.29	104	19.70	105	19.50	106	21.05	107	16.99	108	18.25	109	18.84	110	17.91	111	16:43.96 (6)	112	17:02.93 (4)	113	17:22.22 (6)	114	17:41.92 (6)	115	18:01.42 (6)	116	18:22.47 (18)	117	18:39.46 (11)	118	18:57.71 (10)	119	19:16.55 (9)	120	19:34.46 (9)
121	18.37	122	18.08	123	17.85	124	19.29	125	17.12	126	18.10	127	18.02	128	17.77	129	18.26	130	18.39	131	19:52.83 (9)	132	20:10.91 (9)	133	20:28.76 (9)	134	20:48.05 (12)	135	21:05.17 (9)	136	21:23.27 (8)	137	21:41.29 (7)	138	21:59.06 (7)	139	22:17.32 (8)	140	22:35.71 (8)
141	18.37	142	19.66	143	17.30	144	18.67	145	18.86	146	18.48	147	17.64	148	17.96	149	18.26	150	18.42	151	22:54.08 (6)	152	23:13.74 (12)	153	23:31.04 (8)	154	23:49.71 (8)	155	24:08.57 (8)	156	24:27.05 (8)	157	24:44.69 (8)	158	25:02.65 (8)	159	25:20.91 (6)	160	25:39.33 (9)
161	17.92	162	18.02	163	17.77	164	18.74	165	18.07	166	18.66	167	18.81	168	18.75	169	17.59	170	17.55	171	25:57.25 (8)	172	26:15.27 (9)	173	26:33.04 (6)	174	26:51.78 (9)	175	27:09.85 (8)	176	27:28.51 (7)	177	27:47.32 (7)	178	28:06.07 (9)	179	28:23.66 (8)	180	28:41.21 (6)
181	18.29	182	18.30	183	18.11	184	17.59	185	18.13	186	16.81	187	16.26	188	15.93	189	15.95	190	15.71	191	28:59.50 (7)	192	29:17.80 (7)	193	29:35.91 (7)	194	29:53.50 (5)	195	30:11.63 (5)	196	30:28.44 (3)	197	30:44.70 (4)	198	31:00.63 (6)	199	31:16.58 (6)	200	

RACE ANALYSIS
10,000 Metres Women - Final

6 1086 Agnes Jebet NGETICH										KEN 23 Jan 01 31:34.83 ^{PB}									
1	18.80	2	21.60	3	22.54	4	22.27	5	21.58	6	22.79	7	22.45	8	22.76	9	22.31	10	22.21
	18.80(13)		40.40(14)		1:02.94(13)		1:25.21(11)		1:46.79(13)		2:09.58(13)		2:32.03(13)		2:54.79(10)		3:17.10(13)		3:39.31(13)
11	22.38	12	22.14	13	19.16	14	19.04	15	18.47	16	18.41	17	18.25	18	18.81	19	18.58	20	18.88
	4:01.69(12)		4:23.83(12)		4:42.99(13)		5:02.03(13)		5:20.50(11)		5:38.91(10)		5:57.16(12)		6:15.97(14)		6:34.55(11)		6:53.43(12)
21	18.21	22	18.88	23	18.83	24	19.09	25	18.13	26	19.11	27	18.85	28	18.96	29	18.88	30	19.17
	7:11.64(11)		7:30.52(11)		7:49.35(10)		8:08.44(11)		8:26.57(11)		8:45.68(11)		9:04.53(11)		9:23.49(10)		9:42.37(11)		10:01.54(11)
31	18.99	32	18.73	33	18.81	34	19.19	35	19.59	36	18.67	37	19.18	38	19.29	39	19.64	40	20.47
	10:20.53(11)		10:39.26(8)		10:58.07(11)		11:17.26(11)		11:36.85(11)		11:55.52(11)		12:14.70(11)		12:33.99(12)		12:53.63(12)		13:14.10(17)
41	17.87	42	19.97	43	19.09	44	19.62	45	18.97	46	19.69	47	19.53	48	17.88	49	19.04	50	19.11
	13:31.97(13)		13:51.94(14)		14:11.03(13)		14:30.65(13)		14:49.62(12)		15:09.31(14)		15:28.84(12)		15:46.72(12)		16:05.76(11)		16:24.87(10)
51	19.41	52	19.21	53	19.14	54	19.67	55	19.97	56	17.81	57	18.12	58	18.45	59	19.02	60	17.97
	16:44.28(9)		17:03.49(9)		17:22.63(9)		17:42.30(9)		18:02.27(13)		18:20.08(3)		18:38.20 (1)		18:56.65 (1)		19:15.67 (1)		19:33.64(2)
61	18.08	62	18.04	63	18.19	64	19.25	65	16.80	66	18.26	67	17.80	68	18.20	69	18.27	70	18.53
	19:51.72(2)		20:09.76(2)		20:27.95(3)		20:47.20(7)		21:04.00(2)		21:22.26(2)		21:40.06 (1)		21:58.26(2)		22:16.53(2)		22:35.06(2)
71	18.56	72	18.62	73	18.01	74	18.62	75	18.48	76	18.62	77	18.21	78	18.00	79	18.02	80	18.08
	22:53.62(2)		23:12.24(4)		23:30.25(2)		23:48.87(2)		24:07.35 (1)		24:25.97(2)		24:44.18(4)		25:02.18(4)		25:20.20(2)		25:38.28(3)
81	18.23	82	17.95	83	17.97	84	18.90	85	18.09	86	18.69	87	19.25	88	17.45	89	17.90	90	17.89
	25:56.51(4)		26:14.46(4)		26:32.43(2)		26:51.33(7)		27:09.42(3)		27:28.11(4)		27:47.36(8)		28:04.81(2)		28:22.71(2)		28:40.60(2)
91	18.87	92	18.09	93	18.15	94	17.88	95	17.91	96	17.47	97	16.19	98	16.07	99	16.83		16.77
	28:59.47(5)		29:17.56(5)		29:35.71(4)		29:53.59(6)		30:11.50(3)		30:28.97(7)		30:45.16(7)		31:01.23(7)		31:18.06(7)		

7 1045 Ririka HIRONAKA										JPN 24 Nov 00 31:35.12 ^{SB}									
1	18.47	2	21.10	3	23.16	4	21.53	5	21.53	6	22.63	7	22.30	8	23.45	9	21.59	10	22.35
	18.47(7)		39.57(7)		1:02.73(12)		1:24.26(4)		1:45.79(4)		2:08.42(4)		2:30.72(2)		2:54.17(6)		3:15.76(4)		3:38.11(4)
11	23.07	12	21.28	13	19.10	14	18.82	15	19.11	16	17.77	17	18.31	18	18.56	19	19.27	20	19.01
	4:01.18(9)		4:22.46(4)		4:41.56(5)		5:00.38(5)		5:19.49(5)		5:37.26(4)		5:55.57(5)		6:14.13(5)		6:33.40(7)		6:52.41(7)
21	17.56	22	18.77	23	19.91	24	18.45	25	17.97	26	19.08	27	19.01	28	18.47	29	19.10	30	19.20
	7:09.97(5)		7:28.74(5)		7:48.65(8)		8:07.10(4)		8:25.07(5)		8:44.15(5)		9:03.16(6)		9:21.63(5)		9:40.73(5)		9:59.93(5)
31	19.30	32	18.58	33	18.71	34	19.17	35	19.11	36	18.70	37	19.69	38	19.31	39	20.52	40	18.32
	10:19.23(6)		10:37.81(4)		10:56.52(5)		11:15.69(5)		11:34.80(5)		11:53.50(4)		12:13.19(5)		12:32.50(5)		12:53.02(9)		13:11.34(5)
41	19.02	42	19.64	43	19.11	44	20.41	45	18.43	46	19.59	47	19.59	48	19.46	49	18.48	50	19.28
	13:30.36(5)		13:50.00(5)		14:09.11(4)		14:29.52(7)		14:47.95(5)		15:07.54(5)		15:27.13(6)		15:46.59(10)		16:05.07(5)		16:24.35(5)
51	19.40	52	19.64	53	18.72	54	19.51	55	20.91	56	18.03	57	18.93	58	18.42	59	18.88	60	17.91
	16:43.75(5)		17:03.39(8)		17:22.11(5)		17:41.62(5)		18:02.53(15)		18:20.56(10)		18:39.49(12)		18:57.91(11)		19:16.79(10)		19:34.70(12)
61	18.52	62	18.05	63	17.84	64	18.44	65	18.01	66	17.88	67	18.10	68	18.75	69	17.29	70	18.23
	19:53.22(12)		20:11.27(12)		20:29.11(11)		20:47.55(9)		21:05.56(11)		21:23.44(10)		21:41.54(9)		22:00.29(12)		22:17.58(10)		22:35.81(9)
71	18.61	72	18.32	73	18.67	74	18.45	75	18.72	76	18.22	77	18.14	78	18.01	79	18.19	80	17.97
	22:54.42(9)		23:12.74(7)		23:31.41(9)		23:49.86(9)		24:08.58(9)		24:26.80(6)		24:44.94(9)		25:02.95(9)		25:21.14(8)		25:39.11(7)
81	18.34	82	17.97	83	17.83	84	19.14	85	17.62	86	18.84	87	19.44	88	17.48	89	18.21	90	17.88
	25:57.45(9)		26:15.42(10)		26:33.25(8)		26:52.39(11)		27:10.01(10)		27:28.85(10)		27:48.29(11)		28:05.77(8)		28:23.98(10)		28:41.86(11)
91	18.18	92	18.14	93	18.27	94	17.85	95	17.97	96	17.06	97	16.74	98	16.39	99	16.33		16.33
	29:00.04(11)		29:18.18(9)		29:36.45(11)		29:54.30(11)		30:12.27(10)		30:29.33(9)		30:46.07(10)		31:02.46(9)		31:18.79(9)		

8 869 Jessica WARNER-JUDD										GBR 7 Jan 95 31:35.38									
1	18.17	2	21.24	3	21.95	4	22.11	5	22.13	6	22.62	7	22.52	8	22.40	9	22.51	10	22.28
	18.17(2)		39.41(4)		1:01.36(4)		1:23.47 (1)		1:45.60(3)		2:08.22(3)		2:30.74(3)		2:53.14(2)		3:15.65(3)		3:37.93(3)
11	22.79	12	21.46	13	18.92	14	18.82	15	18.66	16	18.43	17	18.13	18	18.54	19	19.03	20	18.19
	4:00.72(3)		4:22.18(3)		4:41.10(3)		4:59.92(3)		5:18.58(3)		5:37.01(3)		5:55.14(3)		6:13.68(3)		6:32.71(4)		6:50.90(2)
21	18.63	22	18.80	23	18.93	24	18.84	25	18.50	26	19.02	27	18.87	28	18.92	29	18.89	30	19.08
	7:09.53(3)		7:28.33(3)		7:47.26(2)		8:06.10(2)		8:24.60(3)		8:43.62(3)		9:02.49(3)		9:21.41(2)		9:40.30(3)		9:59.38(3)
31	19.12	32	18.75	33	18.89	34	19.15	35	19.46	36	18.61	37	19.44	38	19.22	39	19.04	40	19.61
	10:18.50(2)		10:37.25(2)		10:56.14(3)		11:15.29(3)		11:34.75(4)		11:53.36(3)		12:12.80(3)		12:32.02(3)		12:51.06(2)		13:10.67(3)
41	19.28	42	19.64	43	19.30	44	19.21	45	19.51	46	19.48	47	19.54	48	19.56	49	18.47	50	19.30
	13:29.95(3)		13:49.59(3)		14:08.89(2)		14:28.10(2)		14:47.61(3)		15:07.09(3)		15:26.63(3)		15:46.19(6)		16:04.66(3)		16:23.96(3)
51	19.34	52	18.98	53	19.43	54	19.60	55	19.54	56	19.22	57	18.67	58	18.37	59	19.02	60	18.24
	16:43.30(4)		17:02.28(2)		17:21.71(3)		17:41.31(3)		18:00.85(3)		18:20.07(2)		18:38.74(5)		18:57.11(4)		19:16.13(6)		19:34.37(8)
61	18.58	62	18.09	63	18.24	64	18.49	65	17.93	66	18.02	67	18.12	68	17.70	69	18.06	70	18.63
	19:52.95(10)		20:11.04(10)		20:29.28(12)		20:47.77(10)		21:05.70(12)		21:23.72(11)		21:41.84(12)		21:59.54(10)		22:17.60(11)		22:36.23(11)
71	18.23	72	18.58	73	18.51	74	18.61	75	18.92	76	18.31	77	18.54	78	17.76	79	18.19	80	17.59
	22:54.46(10)		23:13.04(9)		23:31.55(11)		23:50.16(11)		24:09.08(12)		24:27.39(11)		24:45.93(13)		25:03.69(12)		25:21.88(11)		25:39.47(10)
81	17.99	82	17.74	83	18.32	84	17.76	85	18.70	86	18.76	87	18.56	88	18.43	89	18.22	90	17.73
	25:57.46(10)		26:15.20(8)		26:33.52(10)		26:51.28(6)		27:09.98(9)		27:28.74(9)		27:47.30(6)		28:05.73(7)		28:23.95(9)		28:41.68(10)
91	18.27	92	18.42	93	17.82	94	17.74	95	18.94	96	16.37	97	16.13	98	16.16	99	17.03		16.82
	28:59.95(10)		29:18.37(10)		29:36.19(9)		29:53.93(9)		30:12.87(11)		30:29.24(8)		30:45.37(8)		31:01.53(8)		31:18.56(8)		



RACE ANALYSIS
10,000 Metres Women - Final

9 1084 Grace Loibach NAWOWUNA										KEN 10 Nov 03 31:38.17									
1	18.76	2	21.42	3	23.08	4	22.46	5	21.88	6	22.76	7	22.83	8	22.55	9	22.20	10	22.05
	18.76(12)		40.18(12)		1:03.26(17)		1:25.72(16)		1:47.60(18)		2:10.36(18)		2:33.19(19)		2:55.74(18)		3:17.94(18)		3:39.99(17)
11	22.09	12	22.55	13	20.07	14	18.33	15	19.32	16	17.21	17	18.34	18	18.73	19	18.71	20	19.25
	4:02.08(17)		4:24.63(16)		4:44.70(17)		5:03.03(18)		5:22.35(17)		5:39.56(16)		5:57.90(18)		6:16.63(17)		6:35.34(17)		6:54.59(17)
21	18.52	22	18.40	23	18.68	24	19.06	25	18.23	26	19.08	27	19.47	28	18.73	29	19.10	30	18.43
	7:13.11(18)		7:31.51(15)		7:50.19(14)		8:09.25(15)		8:27.48(15)		8:46.56(16)		9:06.03(17)		9:24.76(15)		9:43.86(17)		10:02.29(16)
31	19.00	32	19.17	33	18.69	34	18.84	35	19.37	36	19.21	37	19.57	38	18.42	39	19.54	40	19.07
	10:21.29(16)		10:40.46(15)		10:59.15(16)		11:17.99(16)		11:37.36(15)		11:56.57(18)		12:16.14(16)		12:34.56(16)		12:54.10(14)		13:13.17(13)
41	19.60	42	19.63	43	19.36	44	19.17	45	19.23	46	19.42	47	19.41	48	18.43	49	19.41	50	18.90
	13:32.77(17)		13:52.40(18)		14:11.76(17)		14:30.93(14)		14:50.16(15)		15:09.58(15)		15:28.99(15)		15:47.42(15)		16:06.83(17)		16:25.73(16)
51	19.65	52	18.73	53	19.19	54	19.55	55	19.24	56	18.62	57	18.44	58	18.33	59	18.96	60	17.58
	16:45.38(16)		17:04.11(12)		17:23.30(15)		17:42.85(14)		18:02.09(11)		18:20.71(12)		18:39.15(9)		18:57.48(8)		19:16.44(7)		19:34.02(5)
61	18.46	62	17.97	63	18.00	64	18.28	65	18.08	66	18.12	67	19.09	68	16.79	69	18.22	70	18.48
	19:52.48(6)		20:10.45(6)		20:28.45(6)		20:46.73(3)		21:04.81(6)		21:22.93(5)		21:42.02(13)		21:58.81(5)		22:17.03(6)		22:35.51(6)
71	18.74	72	18.06	73	18.58	74	18.66	75	18.63	76	18.05	77	17.81	78	18.01	79	18.44	80	17.78
	22:54.25(8)		23:12.31(6)		23:30.89(7)		23:49.55(7)		24:08.18(6)		24:26.23(3)		24:44.04(3)		25:02.05(3)		25:20.49(4)		25:38.27(2)
81	18.16	82	17.87	83	18.18	84	18.50	85	18.48	86	18.56	87	18.78	88	17.73	89	17.99	90	17.86
	25:56.43(3)		26:14.30(3)		26:32.48(3)		26:50.98(5)		27:09.46(4)		27:28.02(3)		27:46.80(3)		28:04.53(1)		28:22.52(1)		28:40.38(1)
91	18.61	92	18.11	93	18.39	94	17.91	95	18.19	96	17.37	97	16.86	98	16.81	99	17.66		17.88
	28:58.99(2)		29:17.10(1)		29:35.49(1)		29:53.40(3)		30:11.59(4)		30:28.96(6)		30:45.82(9)		31:02.63(10)		31:20.29(10)		

10 1349 Sarah CHELANGAT										UGA 5 Jun 01 31:40.04^{SB}									
1	18.38	2	21.64	3	21.33	4	23.74	5	21.46	6	22.74	7	22.31	8	22.74	9	22.54	10	22.13
	18.38(4)		40.02(9)		1:01.35(3)		1:25.09(9)		1:46.55(11)		2:09.29(11)		2:31.60(10)		2:54.34(8)		3:16.88(11)		3:39.01(11)
11	22.47	12	21.96	13	19.27	14	18.97	15	18.86	16	18.40	17	18.12	18	18.38	19	17.88	20	18.80
	4:01.48(11)		4:23.44(10)		4:42.71(12)		5:01.68(12)		5:20.54(12)		5:38.94(12)		5:57.06(11)		6:15.44(8)		6:33.32(6)		6:52.12(6)
21	18.74	22	18.55	23	21.11	24	17.17	25	18.15	26	19.04	27	19.32	28	18.79	29	18.48	30	19.26
	7:10.86(8)		7:29.41(8)		7:50.52(17)		8:07.69(8)		8:25.84(8)		8:44.88(8)		9:04.20(8)		9:22.99(9)		9:41.47(8)		10:00.73(8)
31	19.89	32	18.67	33	17.86	34	19.20	35	19.35	36	18.66	37	19.53	38	19.30	39	19.56	40	20.03
	10:20.62(12)		10:39.29(9)		10:57.15(8)		11:16.35(8)		11:35.70(8)		11:54.36(8)		12:13.89(8)		12:33.19(8)		12:52.75(7)		13:12.78(9)
41	18.32	42	19.68	43	19.38	44	19.26	45	19.23	46	19.61	47	19.74	48	18.33	49	19.37	50	19.21
	13:31.10(8)		13:50.78(8)		14:10.16(7)		14:29.42(6)		14:48.65(8)		15:08.26(8)		15:28.00(8)		15:46.33(8)		16:05.70(10)		16:24.91(11)
51	19.56	52	19.07	53	19.33	54	19.68	55	19.39	56	18.32	57	18.69	58	18.48	59	19.50	60	17.34
	16:44.47(11)		17:03.54(10)		17:22.87(11)		17:42.55(11)		18:01.94(10)		18:20.26(6)		18:38.95(7)		18:57.43(7)		19:16.93(11)		19:34.27(7)
61	18.42	62	17.94	63	18.09	64	18.39	65	17.89	66	18.12	67	17.96	68	17.84	69	18.32	70	18.36
	19:52.69(8)		20:10.63(7)		20:28.72(8)		20:47.11(6)		21:05.00(8)		21:23.12(7)		21:41.08(5)		21:58.92(6)		22:17.24(7)		22:35.60(7)
71	18.82	72	18.33	73	18.61	74	18.61	75	18.75	76	18.63	77	17.66	78	17.92	79	18.20	80	19.85
	22:53.92(5)		23:12.25(5)		23:30.86(6)		23:49.47(6)		24:08.22(7)		24:26.85(7)		24:44.51(6)		25:02.43(6)		25:20.63(5)		25:40.48(12)
81	16.42	82	17.98	83	17.85	84	19.20	85	17.72	86	18.78	87	18.46	88	18.60	89	17.94	90	17.91
	25:56.90(6)		26:14.88(6)		26:32.73(4)		26:51.93(10)		27:09.65(6)		27:28.43(6)		27:46.89(4)		28:05.49(6)		28:23.43(6)		28:41.34(7)
91	18.15	92	18.27	93	18.21	94	17.95	95	18.02	96	18.00	97	17.36	98	17.54	99	17.88		17.32
	28:59.49(6)		29:17.76(6)		29:35.97(8)		29:53.92(8)		30:11.94(8)		30:29.94(11)		30:47.30(11)		31:04.84(11)		31:22.72(11)		

11 1139 Sifan HASSAN										NED 1 Jan 93 31:53.35									
1	19.78	2	21.74	3	22.78	4	22.78	5	21.46	6	22.72	7	22.79	8	22.84	9	22.41	10	21.93
	19.78(21)		41.52(22)		1:04.30(20)		1:27.08(22)		1:48.54(22)		2:11.26(22)		2:34.05(22)		2:56.89(21)		3:19.30(22)		3:41.23(22)
11	22.53	12	22.35	13	20.28	14	18.17	15	19.08	16	18.15	17	18.17	18	18.29	19	18.12	20	18.41
	4:03.76(22)		4:26.11(21)		4:46.39(22)		5:04.56(22)		5:23.64(22)		5:41.79(21)		5:59.96(21)		6:18.25(21)		6:36.37(21)		6:54.78(19)
21	18.76	22	18.49	23	19.30	24	18.16	25	18.22	26	18.84	27	19.00	28	19.21	29	18.67	30	18.74
	7:13.54(20)		7:32.03(19)		7:51.33(19)		8:09.49(17)		8:27.71(16)		8:46.55(15)		9:05.55(14)		9:24.76(14)		9:43.43(15)		10:02.17(15)
31	19.02	32	19.24	33	18.69	34	18.98	35	19.20	36	18.82	37	20.04	38	18.41	39	19.93	40	19.06
	10:21.19(15)		10:40.43(14)		10:59.12(15)		11:18.10(17)		11:37.30(14)		11:56.12(14)		12:16.16(17)		12:34.57(17)		12:54.50(17)		13:13.56(16)
41	18.86	42	19.59	43	19.48	44	19.92	45	19.08	46	19.39	47	19.78	48	17.57	49	19.28	50	19.21
	13:32.42(15)		13:52.01(15)		14:11.49(15)		14:31.41(18)		14:50.49(17)		15:09.88(18)		15:29.66(17)		15:47.23(13)		16:06.51(15)		16:25.72(15)
51	19.49	52	18.91	53	19.50	54	19.62	55	19.37	56	18.57	57	18.75	58	18.72	59	18.62	60	17.65
	16:45.21(15)		17:04.12(13)		17:23.62(16)		17:43.24(16)		18:02.61(16)		18:21.18(15)		18:39.93(15)		18:58.65(15)		19:17.27(13)		19:34.92(13)
61	18.48	62	18.09	63	17.84	64	18.47	65	18.16	66	18.06	67	17.80	68	18.52	69	17.80	70	18.45
	19:53.40(14)		20:11.49(13)		20:29.33(13)		20:47.80(11)		21:05.96(13)		21:24.02(13)		21:41.82(11)		22:00.34(13)		22:18.14(13)		22:36.59(12)
71	18.77	72	18.85	73	17.67	74	18.45	75	18.68	76	18.09	77	18.42	78	18.00	79	18.27	80	17.42
	22:55.36(14)		23:14.21(14)		23:31.88(12)		23:50.33(12)		24:09.01(11)		24:27.10(9)		24:45.52(11)		25:03.52(11)		25:21.79(10)		25:39.21(8)
81	18.27	82	18.13	83	18.11	84	17.77	85	18.90	86	18.75	87	18.66	88	18.91	89	17.43	90	17.52
	25:57.48(11)		26:15.61(11)		26:33.72(11)		26:51.49(8)		27:10.39(11)		27:29.14(11)		27:47.80(9)		28:06.71(10)		28:24.14(11)		28:41.66(9)
91	18.12	92	18.19	93	18.40	94	17.78	95	17.94	96	16.64	97	16.15	98	14.16	99	14.00		40.31
	28:59.78(9)		29:17.97(8)		29:36.37(10)		29:54.15(10)		30:12.09(9)		30:28.73(4)		30:44.88(6)		30:59.04(1)		31:13.04(1)		

RACE ANALYSIS
10,000 Metres Women - Final

12 1384 Elise CRANNY										USA	9 May 96	31:57.51 ^{SB}									
1	18.23	2	21.15	3	22.29	4	25.24	5	18.95	6	22.65	7	22.54	8	23.92	9	21.20	10	22.22		
	18.23 (3)		39.38 (3)		1:01.67 (6)		1:26.91 (21)		1:45.86 (5)		2:08.51 (5)		2:31.05 (6)		2:54.97 (11)		3:16.17 (6)		3:38.39 (6)		
11	22.50	12	23.39	13	17.51	14	18.91	15	18.83	16	18.19	17	18.30	18	18.80	19	18.77	20	18.98		
	4:00.89 (4)		4:24.28 (15)		4:41.79 (6)		5:00.70 (6)		5:19.53 (6)		5:37.72 (6)		5:56.02 (6)		6:14.82 (7)		6:33.59 (8)		6:52.57 (8)		
21	17.92	22	18.74	23	19.26	24	18.90	25	18.21	26	19.07	27	19.16	28	18.40	29	18.93	30	19.33		
	7:10.49 (7)		7:29.23 (7)		7:48.49 (6)		8:07.39 (5)		8:25.60 (7)		8:44.67 (7)		9:03.83 (7)		9:22.23 (6)		9:41.16 (7)		10:00.49 (7)		
31	18.64	32	20.67	33	17.16	34	19.09	35	19.28	36	18.65	37	19.59	38	19.40	39	18.97	40	19.81		
	10:19.13 (4)		10:39.80 (12)		10:56.96 (7)		11:16.05 (7)		11:35.33 (6)		11:53.98 (7)		12:13.57 (7)		12:32.97 (7)		12:51.94 (5)		13:11.75 (6)		
41	19.10	42	19.79	43	18.84	44	19.61	45	19.31	46	19.53	47	19.55	48	18.93	49	19.04	50	19.25		
	13:30.85 (7)		13:50.64 (7)		14:09.48 (6)		14:29.09 (5)		14:48.40 (7)		15:07.93 (7)		15:27.48 (7)		15:46.41 (9)		16:05.45 (8)		16:24.70 (8)		
51	19.34	52	19.09	53	19.38	54	19.67	55	19.47	56	19.11	57	18.82	58	18.81	59	19.03	60	17.55		
	16:44.04 (8)		17:03.13 (6)		17:22.51 (8)		17:42.18 (8)		18:01.65 (7)		18:20.76 (13)		18:39.58 (13)		18:58.39 (14)		19:17.42 (14)		19:34.97 (14)		
61	18.30	62	18.33	63	18.04	64	19.41	65	17.11	66	18.08	67	17.89	68	18.62	69	17.55	70	18.67		
	19:53.27 (13)		20:11.60 (14)		20:29.64 (14)		20:49.05 (15)		21:06.16 (14)		21:24.24 (14)		21:42.13 (14)		22:00.75 (14)		22:18.30 (14)		22:36.97 (14)		
71	18.32	72	18.35	73	18.28	74	18.68	75	19.12	76	17.66	77	18.22	78	18.10	79	18.34	80	18.32		
	22:55.29 (13)		23:13.64 (11)		23:31.92 (13)		23:50.60 (13)		24:09.72 (14)		24:27.38 (10)		24:45.60 (12)		25:03.70 (13)		25:22.04 (12)		25:40.36 (11)		
81	17.66	82	18.02	83	18.50	84	18.82	85	18.98	86	19.19	87	19.19	88	19.17	89	19.36	90	19.67		
	25:58.02 (12)		26:16.04 (12)		26:34.54 (12)		26:53.36 (12)		27:12.34 (12)		27:31.53 (12)		27:50.72 (12)		28:09.89 (12)		28:29.25 (12)		28:48.92 (12)		
91	19.85	92	19.58	93	19.41	94	19.65	95	19.62	96	19.03	97	18.43	98	18.50	99	17.69		16.83		
	29:08.77 (12)		29:28.35 (12)		29:47.76 (12)		30:07.41 (12)		30:27.03 (12)		30:46.06 (12)		31:04.49 (12)		31:22.99 (12)		31:40.68 (12)				

13 1153 Diane VAN ES										NED	22 Mar 99	32:05.85									
1	18.41	2	20.87	3	21.98	4	22.46	5	21.80	6	22.68	7	22.70	8	22.60	9	21.96	10	22.37		
	18.41 (6)		39.28 (2)		1:01.26 (2)		1:23.72 (3)		1:45.52 (2)		2:08.20 (2)		2:30.90 (4)		2:53.50 (3)		3:15.46 (2)		3:37.83 (2)		
11	22.32	12	21.94	13	19.20	14	18.88	15	18.82	16	18.71	17	17.52	18	18.71	19	18.67	20	18.69		
	4:00.15 (2)		4:22.09 (2)		4:41.29 (4)		5:00.17 (4)		5:18.99 (4)		5:37.70 (5)		5:55.22 (4)		6:13.93 (4)		6:32.60 (3)		6:51.29 (4)		
21	18.59	22	18.64	23	18.98	24	19.91	25	17.41	26	19.06	27	18.70	28	19.02	29	18.82	30	19.26		
	7:09.88 (4)		7:28.52 (4)		7:47.50 (4)		8:07.41 (6)		8:24.82 (4)		8:43.88 (4)		9:02.58 (4)		9:21.60 (4)		9:40.42 (4)		9:59.68 (4)		
31	18.89	32	18.89	33	18.84	34	19.17	35	19.07	36	19.11	37	19.24	38	19.34	39	19.11	40	19.40		
	10:18.57 (3)		10:37.46 (3)		10:56.30 (4)		11:15.47 (4)		11:34.54 (2)		11:53.65 (5)		12:12.89 (4)		12:32.23 (4)		12:51.34 (4)		13:10.74 (4)		
41	19.32	42	19.74	43	19.20	44	19.38	45	19.35	46	19.54	47	19.36	48	18.99	49	19.18	50	19.21		
	13:30.06 (4)		13:49.80 (4)		14:09.00 (3)		14:28.38 (3)		14:47.73 (4)		15:07.27 (4)		15:26.63 (4)		15:45.62 (3)		16:04.80 (4)		16:24.01 (4)		
51	19.20	52	19.17	53	19.48	54	19.63	55	19.79	56	18.97	57	18.92	58	18.51	59	18.76	60	18.22		
	16:43.21 (3)		17:02.38 (3)		17:21.86 (4)		17:41.49 (4)		18:01.28 (4)		18:20.25 (4)		18:39.17 (10)		18:57.68 (9)		19:16.44 (8)		19:34.66 (11)		
61	18.38	62	18.17	63	17.78	64	18.40	65	17.89	66	18.44	67	17.90	68	18.14	69	18.00	70	18.85		
	19:53.04 (11)		20:11.21 (11)		20:28.99 (10)		20:47.39 (8)		21:05.28 (10)		21:23.72 (12)		21:41.62 (10)		21:59.76 (11)		22:17.76 (12)		22:36.61 (13)		
71	18.19	72	18.54	73	18.69	74	18.87	75	18.68	76	18.35	77	18.67	78	18.74	79	19.10	80	19.09		
	22:54.80 (12)		23:13.34 (10)		23:32.03 (14)		23:50.90 (14)		24:09.58 (13)		24:27.93 (13)		24:46.60 (14)		25:05.34 (14)		25:24.44 (14)		25:43.53 (14)		
81	19.16	82	19.77	83	19.30	84	19.74	85	19.61	86	19.62	87	20.40	88	19.08	89	19.26	90	19.29		
	26:02.69 (14)		26:22.46 (14)		26:41.76 (14)		27:01.50 (14)		27:21.11 (14)		27:40.73 (14)		28:01.13 (14)		28:20.21 (14)		28:39.47 (14)		28:58.76 (14)		
91	19.37	92	19.82	93	19.32	94	19.98	95	18.71	96	21.30	97	15.49	98	17.34	99	17.46		18.30		
	29:18.13 (14)		29:37.95 (14)		29:57.27 (14)		30:17.25 (14)		30:35.96 (13)		30:57.26 (14)		31:12.75 (13)		31:30.09 (13)		31:47.55 (13)				

14 1435 Natosha ROGERS										USA	7 May 91	32:08.05									
1	18.16	2	21.00	3	21.90	4	22.43	5	21.78	6	22.67	7	22.55	8	22.53	9	22.22	10	22.31		
	18.16 (1)		39.16 (1)		1:01.06 (1)		1:23.49 (2)		1:45.27 (1)		2:07.94 (1)		2:30.49 (1)		2:53.02 (1)		3:15.24 (1)		3:37.55 (1)		
11	22.36	12	22.63	13	18.23	14	18.89	15	18.63	16	18.44	17	18.20	18	18.51	19	19.06	20	18.47		
	3:59.91 (1)		4:22.54 (5)		4:40.77 (2)		4:59.66 (2)		5:18.29 (2)		5:36.73 (2)		5:54.93 (2)		6:13.44 (2)		6:32.50 (2)		6:50.97 (3)		
21	18.46	22	18.69	23	19.17	24	20.59	25	16.48	26	18.96	27	18.87	28	19.38	29	18.47	30	19.18		
	7:09.43 (2)		7:28.12 (2)		7:47.29 (3)		8:07.88 (9)		8:24.36 (2)		8:43.32 (2)		9:02.19 (2)		9:21.57 (3)		9:40.04 (2)		9:59.22 (2)		
31	20.60	32	18.06	33	18.14	34	19.20	35	19.39	36	18.55	37	19.27	38	19.47	39	19.22	40	19.28		
	10:19.82 (7)		10:37.88 (5)		10:56.02 (2)		11:15.22 (2)		11:34.61 (3)		11:53.16 (2)		12:12.43 (2)		12:31.90 (2)		12:51.12 (3)		13:10.40 (2)		
41	19.42	42	19.61	43	20.00	44	19.11	45	18.85	46	19.58	47	19.31	48	19.12	49	19.17	50	19.24		
	13:29.82 (2)		13:49.43 (2)		14:09.43 (5)		14:28.54 (4)		14:47.39 (2)		15:06.97 (2)		15:26.28 (2)		15:45.40 (2)		16:04.57 (2)		16:23.81 (2)		
51	19.30	52	20.23	53	18.26	54	19.51	55	19.51	56	19.91	57	17.80	58	18.57	59	18.95	60	18.23		
	16:43.11 (2)		17:03.34 (7)		17:21.60 (2)		17:41.11 (2)		18:00.62 (2)		18:20.53 (8)		18:38.33 (2)		18:56.90 (3)		19:15.85 (3)		19:34.08 (6)		
61	18.50	62	18.10	63	17.84	64	18.36	65	18.02	66	18.52	67	17.88	68	18.01	69	18.15	70	18.51		
	19:52.58 (7)		20:10.68 (8)		20:28.52 (7)		20:46.88 (5)		21:04.90 (7)		21:23.42 (9)		21:41.30 (8)		21:59.31 (9)		22:17.46 (9)		22:35.97 (10)		
71	18.58	72	19.63	73	17.29	74	18.48	75	18.76	76	19.40	77	17.22	78	17.99	79	18.94	80	18.39		
	22:54.55 (11)		23:14.18 (13)		23:31.47 (10)		23:49.95 (10)		24:08.71 (10)		24:28.11 (14)		24:45.33 (10)		25:03.32 (10)		25:22.26 (13)		25:40.65 (13)		
81	19.24	82	19.69	83	19.74	84	19.51	85	19.74	86	19.92	87	19.62	88	19.73	89	19.97	90	20.11		
	25:59.89 (13)		26:19.58 (13)		26:39.32 (13)		26:58.83 (13)		27:18.57 (13)		27:38.49 (13)		27:58.11 (13)		28:17.84 (13)		28:37.81 (13)		28:57.92 (13)		
91	19.88	92	19.61	93	19.58	94	20.02	95	19.22	96	19.34	97	18.75	98	18.27	99	18.09		17.37		
	29:17.80 (13)		29:37.41 (13)		29:56.99 (13)		30:17.01 (13)		30:36.23 (14)		30:55.57 (13)		31:14.32 (14)		31:32.59 (14)		31:50.68 (14)				

RACE ANALYSIS
10,000 Metres Women - Final

15 796 Camilla RICHARDSSON										FIN 14 Sep 93										32:15.74																																																																																																																																																																																																									
1	18.41	2	21.05	3	21.92	4	23.45	5	21.42	6	22.54	7	22.68	8	23.54	9	21.42	10	22.22	11	22.46	12	20.50	13	18.99	14	18.76	15	18.84	16	18.06	17	18.45	18	18.46	19	18.94	20	18.45	21	18.55	22	18.71	23	18.88	24	18.76	25	18.71	26	18.86	27	19.09	28	18.74	29	18.92	30	19.11	31	19.14	32	18.66	33	19.04	34	19.18	35	19.24	36	18.94	37	19.23	38	19.28	39	19.43	40	19.13	41	19.48	42	19.44	43	19.59	44	19.00	45	19.46	46	19.49	47	19.49	48	18.98	49	19.27	50	19.19	51	19.45	52	19.07	53	19.30	54	19.60	55	19.42	56	19.34	57	19.36	58	18.95	59	20.77	60	17.11	61	17.98	62	19.05	63	18.78	64	19.59	65	18.36	66	19.58	67	19.28	68	19.72	69	19.56	70	19.72	71	19.81	72	19.29	73	19.08	74	18.85	75	18.92	76	19.37	77	18.92	78	19.11	79	19.67	80	19.18	81	19.20	82	18.99	83	19.25	84	19.17	85	19.28	86	19.15	87	19.22	88	18.68	89	19.27	90	19.09	91	19.09	92	18.57	93	18.87	94	18.73	95	18.78	96	18.16	97	18.51	98	18.29	99	18.12	100	17.58	101	29.30.13(15)	102	29.48.70(15)	103	30.07.57(15)	104	30.26.30(15)	105	30.45.08(15)	106	31.03.24(15)	107	31.21.75(15)	108	31.40.04(15)	109	31.58.18(15)	110		111	

16 1354 Stella CHESANG										UGA 1 Dec 96										32:38.90 ^{SB}																																																																																																																																																																																																																																																																					
1	18.71	2	21.37	3	22.10	4	23.80	5	20.58	6	22.84	7	22.46	8	23.17	9	22.03	10	22.15	11	22.52	12	21.96	13	18.79	14	18.79	15	18.65	16	19.02	17	17.96	18	18.96	19	18.23	20	18.72	21	18.31	22	18.75	23	19.14	24	18.64	25	18.33	26	19.23	27	19.01	28	18.73	29	18.83	30	19.20	31	19.26	32	18.69	33	18.64	34	19.07	35	19.82	36	18.57	37	19.10	38	19.27	39	19.70	40	19.20	41	19.06	42	19.79	43	19.49	44	19.83	45	18.38	46	19.62	47	19.78	48	18.46	49	19.32	50	19.34	51	19.59	52	20.48	53	17.80	54	19.75	55	19.29	56	18.77	57	18.90	58	18.83	59	19.08	60	18.02	61	18.43	62	18.31	63	18.99	64	18.60	65	19.30	66	19.46	67	19.39	68	19.40	69	19.88	70	19.73	71	19.54.31(17)	72	20.12.62(16)	73	20.31.61(16)	74	20.50.21(16)	75	21.09.51(16)	76	21.28.97(16)	77	21.48.36(16)	78	22.07.76(16)	79	22.27.64(16)	80	22.47.37(16)	81	20.08	82	19.47	83	19.75	84	19.89	85	20.15	86	20.14	87	19.62	88	20.01	89	20.14	90	19.85	91	23.07.45(17)	92	23.26.92(17)	93	23.46.67(17)	94	24.06.56(17)	95	24.26.71(17)	96	24.46.85(17)	97	25.06.47(17)	98	25.26.48(17)	99	25.46.62(17)	100	26.06.47(17)	101	20.06	102	20.25	103	20.37	104	19.75	105	20.21	106	19.95	107	20.33	108	19.80	109	19.78	110	19.56	111	26.26.53(17)	112	26.46.78(17)	113	27.07.15(17)	114	27.26.90(17)	115	27.47.11(17)	116	28.07.06(17)	117	28.27.39(17)	118	28.47.19(17)	119	29.06.97(17)	120	29.26.53(17)	121	19.79	122	19.03	123	19.42	124	19.50	125	19.22	126	18.04	127	19.02	128	19.55	129	19.96	130	18.84	131	29.46.32(17)	132	30.05.35(16)	133	30.24.77(16)	134	30.44.27(16)	135	31.03.49(17)	136	31.21.53(16)	137	31.40.55(16)	138	32.00.10(16)	139	32.20.06(16)	140		141	

17 765 Lemlem HAILU										ETH 25 May 01										32:42.78																																																																																																																																																																																																																																																																																																																																																					
1	19.43	2	21.98	3	24.17	4	20.35	5	22.08	6	21.84	7	23.34	8	23.39	9	21.32	10	22.16	11	22.23	12	23.24	13	19.47	14	17.84	15	19.93	16	17.45	17	17.97	18	18.76	19	18.54	20	19.23	21	18.22	22	19.63	23	17.64	24	19.18	25	18.65	26	18.54	27	19.23	28	18.89	29	18.95	30	18.93	31	7:12.94(17)	32	7:32.57(20)	33	7:50.21(15)	34	8:09.39(16)	35	8:28.04(17)	36	8:46.58(17)	37	9:05.81(16)	38	9:24.70(13)	39	9:43.65(16)	40	10:02.58(17)	41	18.77	42	19.63	43	18.36	44	18.25	45	21.18	46	17.00	47	19.26	48	19.16	49	20.26	50	18.46	51	10.21.35(17)	52	10.40.98(17)	53	10.59.34(17)	54	11:17.59(12)	55	11:38.77(18)	56	11:55.77(12)	57	12:15.03(12)	58	12:34.19(13)	59	12:54.45(16)	60	13:12.91(10)	61	19.04	62	19.38	63	19.27	64	20.33	65	18.89	66	19.78	67	19.51	68	18.40	69	19.16	70	19.33	71	13.31.95(12)	72	13.51.33(10)	73	14:10.60(9)	74	14:30.93(15)	75	14:49.82(13)	76	15:09.60(16)	77	15:29.11(16)	78	15:47.51(16)	79	16:06.67(16)	80	16:26.00(17)	81	19.81	82	18.71	83	19.29	84	19.75	85	19.38	86	18.90	87	18.60	88	18.40	89	19.33	90	17.28	91	16.45.81(17)	92	17:04.52(15)	93	17:23.81(17)	94	17:43.56(17)	95	18:02.94(17)	96	18:21.84(16)	97	18:40.44(17)	98	18:58.84(17)	99	19:18.17(16)	100	19:35.45(15)	101	18.32	102	17.83	103	18.68	104	17.88	105	18.65	106	18.25	107	18.34	108	18.88	109	18.93	110	18.79	111	19.53.77(15)	112	20:11.60(15)	113	20:30.28(15)	114	20:48.16(13)	115	21:06.81(15)	116	21:25.06(15)	117	21:43.40(15)	118	22:02.28(15)	119	22:21.21(15)	120	22:40.00(15)	121	19.82	122	19.19	123	20.11	124	19.76	125	19.85	126	20.33	127	20.44	128	20.46	129	20.34	130	20.71	131	22.59.82(15)	132	23:19.01(15)	133	23:39.12(15)	134	23:58.88(15)	135	24:18.73(15)	136	24:39.06(15)	137	24:59.50(15)	138	25:19.96(15)	139	25:40.30(15)	140	26:01.01(16)	141	20.28	142	20.55	143	20.52	144	20.32	145	20.41	146	20.35	147	20.57	148	20.42	149	20.44	150	20.69	151	26.21.29(16)	152	26:41.84(16)	153	27:02.36(16)	154	27:22.68(16)	155	27:43.09(16)	156	28:03.44(16)	157	28:24.01(16)	158	28:44.43(16)	159	29:04.87(16)	160	29:25.56(16)	161	20.37	162	19.52	163	19.92	164	18.96	165	19.00	166	19.67	167	20.42	168	19.91	169	19.73	170	19.72	171	29.45.93(16)	172	30:05.45(17)	173	30:25.37(17)	174	30:44.33(17)	175	31:03.33(16)	176	31:23.00(17)	177	31:43.42(17)	178	32:03.33(17)	179	32:23.06(17)	180		181	

RACE ANALYSIS
10,000 Metres Women - Final

18 1325 Sarah LAHTI										SWE 18 Feb 95										33:09.22 ^{SB}
1	18.98	2	21.21	3	21.86	4	22.43	5	21.62	6	22.46	7	23.13	8	22.20	9	22.42	10	22.08	
	18.98(16)		40.19(13)		1:02.05(9)		1:24.48(5)		1:46.10(7)		2:08.56(6)		2:31.69(11)		2:53.89(5)		3:16.31(7)		3:38.39(7)	
11	22.59	12	21.97	13	19.40	14	18.88	15	18.71	16	18.56	17	18.32	18	18.76	19	19.37	20	18.80	
	4:00.98(5)		4:22.95(7)		4:42.35(9)		5:01.23(9)		5:19.94(9)		5:38.50(9)		5:56.82(9)		6:15.58(10)		6:34.95(13)		6:53.75(14)	
21	19.11	22	18.89	23	19.01	24	19.43	25	18.00	26	18.83	27	19.55	28	18.36	29	19.04	30	18.79	
	7:12.86(16)		7:31.75(17)		7:50.76(18)		8:10.19(19)		8:28.19(18)		8:47.02(18)		9:06.57(18)		9:24.93(16)		9:43.97(18)		10:02.76(18)	
31	18.92	32	19.28	33	18.59	34	18.91	35	19.06	36	19.01	37	19.74	38	18.53	39	20.88	40	17.80	
	10:21.68(18)		10:40.96(16)		10:59.55(18)		11:18.46(18)		11:37.52(17)		11:56.53(17)		12:16.27(18)		12:34.80(18)		12:55.68(18)		13:13.48(15)	
41	19.37	42	19.39	43	19.61	44	19.29	45	19.42	46	19.32	47	20.01	48	18.61	49	18.59	50	19.18	
	13:32.85(18)		13:52.24(17)		14:11.85(18)		14:31.14(17)		14:50.56(18)		15:09.88(17)		15:29.89(18)		15:48.50(18)		16:07.09(18)		16:26.27(18)	
51	19.83	52	18.65	53	19.42	54	19.60	55	19.56	56	19.05	57	19.08	58	19.05	59	19.41	60	19.30	
	16:46.10(18)		17:04.75(16)		17:24.17(18)		17:43.77(18)		18:03.33(18)		18:22.38(17)		18:41.46(18)		19:00.51(18)		19:19.92(18)		19:39.22(18)	
61	19.61	62	19.81	63	19.94	64	19.88	65	19.98	66	19.94	67	20.11	68	20.27	69	20.35	70	20.37	
	19:58.83(18)		20:18.64(18)		20:38.58(18)		20:58.46(18)		21:18.44(18)		21:38.38(18)		21:58.49(18)		22:18.76(18)		22:39.11(18)		22:59.48(18)	
71	20.45	72	20.42	73	20.43	74	20.60	75	20.81	76	20.71	77	20.70	78	20.53	79	20.32	80	20.74	
	23:19.93(18)		23:40.35(18)		24:00.78(18)		24:21.38(18)		24:42.19(18)		25:02.90(18)		25:23.60(18)		25:44.13(18)		26:04.45(18)		26:25.19(18)	
81	20.26	82	20.58	83	20.97	84	21.00	85	20.47	86	20.91	87	20.69	88	19.62	89	19.96	90	20.08	
	26:45.45(18)		27:06.03(18)		27:27.00(18)		27:48.00(18)		28:08.47(18)		28:29.38(18)		28:50.07(18)		29:09.69(18)		29:29.65(18)		29:49.73(18)	
91	19.76	92	19.90	93	18.83	94	19.44	95	20.01	96	19.91	97	20.19	98	20.28	99	20.43		20.74	
	30:09.49(18)		30:29.39(18)		30:48.22(18)		31:07.66(18)		31:27.67(18)		31:47.58(18)		32:07.77(18)		32:28.05(18)		32:48.48(18)			

19 1200 Luz Mery ROJAS										PER 20 Jun 93										33:19.61
1	19.59	2	21.16	3	22.47	4	21.70	5	21.41	6	22.70	7	22.43	8	22.77	9	22.37	10	22.14	
	19.59(20)		40.75(18)		1:03.22(15)		1:24.92(8)		1:46.33(9)		2:09.03(9)		2:31.46(7)		2:54.23(7)		3:16.60(9)		3:38.74(9)	
11	22.40	12	22.17	13	19.29	14	19.04	15	19.05	16	18.43	17	18.22	18	19.62	19	18.69	20	19.57	
	4:01.14(8)		4:23.31(9)		4:42.60(11)		5:01.64(11)		5:20.69(13)		5:39.12(13)		5:57.34(14)		6:16.96(19)		6:35.65(20)		6:55.22(20)	
21	18.73	22	18.64	23	19.08	24	18.98	25	18.73	26	18.74	27	19.15	28	19.03	29	18.72	30	19.19	
	7:13.95(21)		7:32.59(21)		7:51.67(21)		8:10.65(21)		8:29.38(21)		8:48.12(21)		9:07.27(20)		9:26.30(21)		9:45.02(20)		10:04.21(20)	
31	19.66	32	19.32	33	19.42	34	19.60	35	19.45	36	19.25	37	20.04	38	19.82	39	20.18	40	19.81	
	10:23.87(20)		10:43.19(20)		11:02.61(20)		11:22.21(20)		11:41.66(20)		12:00.91(20)		12:20.95(20)		12:40.77(20)		13:00.95(20)		13:20.76(20)	
41	18.58	42	19.91	43	19.90	44	19.57	45	19.43	46	19.92	47	20.30	48	19.80	49	19.77	50	20.06	
	13:39.34(19)		13:59.25(19)		14:19.15(19)		14:38.72(19)		14:58.15(19)		15:18.07(19)		15:38.37(20)		15:58.17(19)		16:17.94(19)		16:38.00(20)	
51	20.33	52	19.21	53	20.22	54	20.05	55	20.18	56	19.62	57	19.92	58	20.09	59	20.07	60	20.12	
	16:58.33(20)		17:17.54(20)		17:37.76(20)		17:57.81(20)		18:17.99(20)		18:37.61(20)		18:57.53(20)		19:17.62(20)		19:37.69(20)		19:57.81(20)	
61	19.64	62	20.17	63	20.37	64	21.36	65	19.11	66	20.38	67	20.68	68	20.52	69	19.73	70	20.33	
	20:17.45(20)		20:37.62(20)		20:57.99(19)		21:19.35(20)		21:38.46(20)		21:58.84(20)		22:19.52(20)		22:40.04(20)		22:59.77(20)		23:20.10(20)	
71	20.23	72	19.92	73	20.27	74	20.32	75	20.50	76	20.03	77	20.57	78	20.32	79	20.62	80	20.24	
	23:40.33(20)		24:00.25(20)		24:20.52(20)		24:40.84(20)		25:01.34(20)		25:21.37(20)		25:41.94(20)		26:02.26(20)		26:22.88(20)		26:43.12(20)	
81	20.49	82	20.41	83	20.82	84	19.73	85	20.23	86	19.41	87	19.95	88	19.77	89	20.30	90	20.51	
	27:03.61(20)		27:24.02(20)		27:44.84(20)		28:04.57(20)		28:24.80(20)		28:44.21(19)		29:04.16(19)		29:23.93(19)		29:44.23(19)		30:04.74(19)	
91	20.28	92	20.37	93	19.63	94	20.36	95	20.27	96	20.23	97	19.18	98	18.52	99	18.33		17.70	
	30:25.02(19)		30:45.39(20)		31:05.02(19)		31:25.38(19)		31:45.65(19)		32:05.88(20)		32:25.06(20)		32:43.58(19)		33:01.91(19)			

20 1042 Rino GOSHIMA										JPN 29 Oct 97										33:20.38
1	18.58	2	21.13	3	21.99	4	23.15	5	21.12	6	22.60	7	22.39	8	22.56	9	22.48	10	22.25	
	18.58(9)		39.71(8)		1:01.70(7)		1:24.85(7)		1:45.97(6)		2:08.57(7)		2:30.96(5)		2:53.52(4)		3:16.00(5)		3:38.25(5)	
11	22.86	12	21.50	13	19.36	14	18.95	15	18.70	16	18.50	17	18.63	18	18.79	19	19.30	20	18.74	
	4:01.11(6)		4:22.61(6)		4:41.97(7)		5:00.92(7)		5:19.62(7)		5:38.12(7)		5:56.75(8)		6:15.54(9)		6:34.84(12)		6:53.58(13)	
21	19.12	22	18.84	23	18.86	24	19.81	25	18.33	26	18.84	27	19.40	28	18.59	29	19.13	30	19.10	
	7:12.70(15)		7:31.54(16)		7:50.40(16)		8:10.21(20)		8:28.54(19)		8:47.38(19)		9:06.78(19)		9:25.37(18)		9:44.50(19)		10:03.60(19)	
31	19.35	32	19.33	33	19.59	34	19.78	35	19.76	36	19.38	37	20.03	38	19.81	39	20.18	40	19.41	
	10:22.95(19)		10:42.28(19)		11:01.87(19)		11:21.65(19)		11:41.41(19)		12:00.79(19)		12:20.82(19)		12:40.63(19)		13:00.81(19)		13:20.22(19)	
41	19.30	42	19.83	43	20.13	44	19.39	45	19.44	46	19.91	47	19.83	48	20.12	49	19.82	50	19.81	
	13:39.52(20)		13:59.35(20)		14:19.48(20)		14:38.87(20)		14:58.31(20)		15:18.22(20)		15:38.05(19)		15:58.17(19)		16:17.99(20)		16:37.80(19)	
51	20.12	52	19.55	53	20.04	54	20.09	55	20.08	56	19.73	57	19.88	58	20.12	59	20.12	60	19.56	
	16:57.92(19)		17:17.47(19)		17:37.51(19)		17:57.60(19)		18:17.68(19)		18:37.41(19)		18:57.29(19)		19:17.41(19)		19:37.53(19)		19:57.09(19)	
61	20.22	62	20.28	63	20.47	64	19.80	65	20.31	66	20.49	67	20.50	68	20.11	69	20.34	70	20.26	
	20:17.31(19)		20:37.59(19)		20:58.06(20)		21:17.86(19)		21:38.17(19)		21:58.66(19)		22:19.16(19)		22:39.27(19)		22:59.61(19)		23:19.87(19)	
71	20.42	72	19.73	73	20.37	74	20.22	75	20.21	76	20.39	77	20.49	78	20.27	79	20.66	80	20.12	
	23:40.29(19)		24:00.02(19)		24:20.39(19)		24:40.61(19)		25:00.82(19)		25:21.21(19)		25:41.70(19)		26:01.97(19)		26:22.63(19)		26:42.75(19)	
81	20.61	82	20.43	83	20.74	84	19.80	85	20.45	86	19.96	87	20.17	88	20.04	89	20.25	90	19.79	
	27:03.36(19)		27:23.79(19)		27:44.53(19)		28:04.33(19)		28:24.78(19)		28:44.74(20)		29:04.91(20)		29:24.95(20)		29:45.20(20)		30:04.99(20)	
91	20.04	92	20.35	93	20.12	94	19.95	95	20.41	96	19.60	97	19.10	98	19.28	99	18.89		17.65	
	30:25.03(20)		30:45.38(19)		31:05.50(20)		31:25.45(20)		31:45.86(20)		32:05.46(19)		32:24.56(19)		32:43.84(20)		33:02.73(20)			

RACE ANALYSIS
10,000 Metres Women - Final

21 577 Maria Lucineida DA SILVA										BRA 28 Nov 01										35:54.18																			
1	19.81	2	21.27	3	22.18	4	22.80	5	21.78	6	22.98	7	22.43	8	22.06	9	22.22	10	22.15	11	19.81 (22)	12	41.08 (19)	13	1:03.26 (18)	14	1:26.06 (19)	15	1:47.84 (20)	16	2:10.82 (20)	17	2:33.25 (20)	18	2:55.31 (16)	19	3:17.53 (16)	20	3:39.68 (15)
21	22.26	22	21.93	23	20.22	24	19.41	25	20.07	26	18.69	27	19.40	28	19.62	29	19.89	30	20.06	31	4:01.94 (14)	32	4:23.87 (13)	33	4:44.09 (16)	34	5:03.50 (21)	35	5:23.57 (21)	36	5:42.26 (22)	37	6:01.66 (22)	38	6:21.28 (22)	39	6:41.17 (22)	40	7:01.23 (22)
41	20.03	42	20.19	43	20.75	44	20.24	45	20.54	46	20.84	47	20.71	48	21.18	49	21.18	50	21.33	51	7:21.26 (22)	52	7:41.45 (22)	53	8:02.20 (22)	54	8:22.44 (22)	55	8:42.98 (22)	56	9:03.82 (22)	57	9:24.53 (22)	58	9:45.71 (22)	59	10:06.89 (22)	60	10:28.22 (22)
61	21.02	62	22.51	63	20.61	64	21.46	65	21.89	66	20.94	67	22.15	68	21.85	69	21.84	70	22.02	71	10:49.24 (22)	72	11:11.75 (22)	73	11:32.36 (22)	74	11:53.82 (22)	75	12:15.71 (22)	76	12:36.65 (22)	77	12:58.80 (22)	78	13:20.65 (22)	79	13:42.49 (22)	80	14:04.51 (22)
81	21.34	82	21.93	83	22.26	84	21.77	85	21.61	86	21.97	87	22.50	88	21.48	89	21.63	90	21.14	91	14:25.85 (22)	92	14:47.78 (22)	93	15:10.04 (22)	94	15:31.81 (22)	95	15:53.42 (22)	96	16:15.39 (22)	97	16:37.89 (22)	98	16:59.37 (22)	99	17:21.00 (22)	100	17:42.14 (22)
101	20.93	102	20.77	103	21.58	104	21.70	105	22.29	106	22.26	107	22.28	108	22.77	109	21.86	110	21.45	111	18:03.07 (22)	112	18:23.84 (22)	113	18:45.42 (22)	114	19:07.12 (22)	115	19:29.41 (22)	116	19:51.67 (22)	117	20:13.95 (22)	118	20:36.72 (22)	119	20:58.58 (22)	120	21:20.03 (22)
121	21.88	122	22.31	123	22.21	124	21.64	125	22.04	126	22.63	127	22.43	128	22.28	129	22.00	130	22.28	131	21:41.91 (22)	132	22:04.22 (22)	133	22:26.43 (22)	134	22:48.07 (22)	135	23:10.11 (22)	136	23:32.74 (22)	137	23:55.17 (22)	138	24:17.45 (22)	139	24:39.45 (21)	140	25:01.73 (21)
141	21.83	142	21.59	143	22.09	144	22.21	145	22.52	146	22.66	147	21.70	148	22.04	149	22.38	150	22.44	151	25:23.56 (21)	152	25:45.15 (21)	153	26:07.24 (21)	154	26:29.45 (21)	155	26:51.97 (21)	156	27:14.63 (21)	157	27:36.33 (21)	158	27:58.37 (21)	159	28:20.75 (21)	160	28:43.19 (21)
161	22.15	162	22.47	163	22.59	164	22.06	165	22.64	166	22.41	167	22.10	168	21.75	169	21.75	170	21.67	171	29:05.34 (21)	172	29:27.81 (21)	173	29:50.40 (21)	174	30:12.46 (21)	175	30:35.10 (21)	176	30:57.51 (21)	177	31:19.61 (21)	178	31:41.36 (21)	179	32:03.11 (21)	180	32:24.78 (21)
181	21.78	182	21.60	183	21.61	184	21.83	185	21.68	186	20.82	187	20.62	188	20.98	189	19.80	190	18.68	191	32:46.56 (21)	192	33:08.16 (21)	193	33:29.77 (21)	194	33:51.60 (21)	195	34:13.28 (21)	196	34:34.10 (21)	197	34:54.72 (21)	198	35:15.70 (21)	199	35:35.50 (21)	200	

1065 Caroline Chepkoech KIPKIRUI										KAZ 26 May 94										DNF																			
1	18.93	2	21.68	3	22.37	4	22.53	5	21.34	6	22.85	7	22.49	8	22.79	9	22.33	10	22.12	11	18.93 (15)	12	40.61 (16)	13	1:02.98 (14)	14	1:25.51 (13)	15	1:46.85 (14)	16	2:09.70 (14)	17	2:32.19 (14)	18	2:54.98 (12)	19	3:17.31 (14)	20	3:39.43 (14)
21	22.55	22	22.17	23	19.14	24	18.97	25	18.93	26	19.30	27	17.19	28	18.79	29	18.85	30	19.04	31	4:01.98 (15)	32	4:24.15 (14)	33	4:43.29 (14)	34	5:02.26 (14)	35	5:21.19 (14)	36	5:40.49 (20)	37	5:57.68 (17)	38	6:16.47 (16)	39	6:35.32 (16)	40	6:54.36 (16)
41	19.08	42	18.43	43	19.55	44	18.37	45	19.17	46	18.87	47	19.63	48	18.76	49	19.29	50	19.65	51	7:13.44 (19)	52	7:31.87 (18)	53	7:51.42 (20)	54	8:09.79 (18)	55	8:28.96 (20)	56	8:47.83 (20)	57	9:07.46 (21)	58	9:26.22 (20)	59	9:45.51 (21)	60	10:05.16 (21)
61	19.69	62	19.94	63	19.95	64	20.19	65	19.86	66	19.67	67	20.60	68	20.26	69	20.46	70	20.50	71	10:24.85 (21)	72	10:44.79 (21)	73	11:04.74 (21)	74	11:24.93 (21)	75	11:44.79 (21)	76	12:04.46 (21)	77	12:25.06 (21)	78	12:45.32 (21)	79	13:05.78 (21)	80	13:26.28 (21)
81	20.80	82	20.66	83	20.70	84	20.37	85	20.60	86	20.68	87	21.65	88	20.89	89	20.54	90	21.24	91	13:47.08 (21)	92	14:07.74 (21)	93	14:28.44 (21)	94	14:48.81 (21)	95	15:09.41 (21)	96	15:30.09 (21)	97	15:51.74 (21)	98	16:12.63 (21)	99	16:33.17 (21)	100	16:54.41 (21)
101	21.17	102	20.77	103	21.16	104	21.25	105	20.81	106	21.14	107	21.39	108	21.37	109	21.36	110	21.79	111	17:15.58 (21)	112	17:36.35 (21)	113	17:57.51 (21)	114	18:18.76 (21)	115	18:39.57 (21)	116	19:00.71 (21)	117	19:22.10 (21)	118	19:43.47 (21)	119	20:04.83 (21)	120	20:26.62 (21)
121	21.36	122	22.53	123	22.09	124	21.75	125	22.00	126	22.26	127	22.49	128	23.26	129		130		131	20:47.98 (21)	132	21:10.51 (21)	133	21:32.60 (21)	134	21:54.35 (21)	135	22:16.35 (21)	136	22:38.61 (21)	137	23:01.10 (21)	138	23:24.36 (21)	139		140	

RESULTS



Marathon Women - Final

RECORDS	RESULT	NAME	COUNTRY	AGE	VENUE	DATE
World Record Women Only WRwo	2:17:01	Mary Jepkosgei KEITANY	KEN	35	London (GBR)	23 Apr 2017
Championships Record CR	2:18:11	Gotytom GEBRESLASE	ETH	27	Eugene, OR (USA)	18 Jul 2022
World Leading WL	2:16:28	Rosemary WANJIRU	KEN	29	Tokyo (JPN)	5 Mar 2023
Area Record AR		National Record NR		Personal Best PB		Season Best SB

26 August 2023 06:59 START TIME 23° C TEMPERATURE 77 % HUMIDITY
10:00 END TIME 29° C 57 %

PLACE	BIB	NAME	COUNTRY	DATE OF BIRTH	RESULT	
1	770	Amane Beriso SHANKULE	ETH	13 Oct 91	2:24:23	SB
2	760	Gotytom GEBRESLASE	ETH	15 Jan 95	2:24:34	SB + 11
3	1120	Fatima Ezzahra GARDADI	MAR	20 Mar 92	2:25:17	+ 54
4	972	Lonah Chemtai SALPETER	ISR	12 Dec 88	2:25:38	SB + 1:15
5	775	Yalemzerf YEHUALAW	ETH	3 Aug 99	2:26:13	+ 1:50
6	1091	Rosemary WANJIRU	KEN	9 Dec 94	2:26:42	+ 2:19
7	1076	Selly Chepyego KAPTICH	KEN	3 Oct 85	2:27:09	+ 2:46
8	723	Nazret WELDU	ERI	1 Jan 90	2:27:23	SB + 3:00
9	1397	Lindsay FLANAGAN	USA	24 Jan 91	2:27:47	+ 3:24
10	722	Dolshi TESFU	ERI	17 Jun 99	2:28:54	+ 4:31
11	883	Melat Yisak KEJETA	GER	27 Sep 92	2:29:04	+ 4:41
12	985	Giovanna EPIS	ITA	11 Oct 88	2:29:10	+ 4:47
13	1049	Mizuki MATSUDA	JPN	31 May 95	2:29:15	+ 4:52
14	1351	Rebecca CHEPTEGEI	UGA	22 Feb 91	2:29:34	SB + 5:11
15	633	Natasha WODAK	CAN	17 Dec 81	2:30:09	SB + 5:46
16	537	Lisa WEIGHTMAN	AUS	16 Jan 79	2:30:50	+ 6:27
17	1386	Keira D'AMATO	USA	21 Oct 84	2:31:35	SB + 7:12
18	1348	Mercyline CHELANGAT	UGA	17 Dec 97	2:31:40	+ 7:17
19	1046	Rika KASEDA	JPN	2 Mar 99	2:31:53	SB + 7:30
20	1053	Sayaka SATO	JPN	27 May 94	2:31:57	SB + 7:34
21	1352	Doreen CHESANG	UGA	16 Apr 90	2:32:11	+ 7:48
22	802	Alisa VAINIO	FIN	16 Nov 97	2:32:14	+ 7:51
23	1345	Ümmü KIRAZ	TUR	27 Sep 82	2:33:23	PB + 9:00
24	947	Nóra SZABÓ	HUN	1 Mar 88	2:33:28	+ 9:05
25	1118	Rkia EL MOUKIM	MAR	22 Feb 88	2:33:54	+ 9:31
26	695	Moira STEWARTOVÁ	CZE	9 Jun 95	2:34:02	+ 9:39
27	750	Meritxell SOLER	ESP	20 Jul 92	2:34:38	+ 10:15
28	1092	Gulshanoi SATAROVA	KGZ	1 Sep 92	2:35:06	SB + 10:43
29	718	Silvia ORTIZ	ECU	30 Jun 92	2:35:09	+ 10:46
30	844	Natasha COCKRAM	GBR	12 Nov 92	2:35:34	SB + 11:11
31	1131	Khishigaikhan GALBADRAKH	MGL	28 Aug 90	2:35:38	SB + 11:15
32	644	Zhixuan LI	CHN	23 Mar 94	2:35:48	+ 11:25
33	667	Bojana BJELJAC	CRO	10 Apr 89	2:35:49	SB + 11:26
34	1125	Cittali CRISTIAN MOSCOTE	MEX	15 Apr 95	2:36:03	+ 11:40
35	1199	Zaida RAMOS	PER	11 Nov 95	2:36:23	+ 12:00
36	603	Militsa MIRCHEVA	BUL	24 May 94	2:36:45	SB + 12:22
37	1271	Clementine MUKANDANGA	RWA	8 Dec 85	2:37:09	SB + 12:46
38	732	Marta GALIMANY	ESP	5 Oct 85	2:37:10	SB + 12:47
39	562	Hanne VERBRUGGEN	BEL	27 May 93	2:37:15	+ 12:52
40	1206	Monika JACKIEWICZ	POL	18 Dec 92	2:37:18	+ 12:55
41	524	Sarah KLEIN	AUS	19 Apr 85	2:37:31	+ 13:08
42	1105	Mokulubete Blandina MAKATISI	LES	1 Sep 95	2:37:49	SB + 13:26
43	506	Isobel BATT-DOYLE	AUS	14 Sep 95	2:37:53	+ 13:30

RESULTS
Marathon Women

44	1127	Risper GESABWA	MEX	10 Feb 89	2:38:29		+ 14:06
45	1268	Irvette VAN ZYL	RSA	5 Jul 87	2:38:32	SB	+ 14:09
46	1109	Loreta KANČYTĚ	LTU	20 Jul 94	2:38:52		+ 14:29
47	584	Valdilene DOS SANTOS SILVA	BRA	18 Dec 91	2:39:58		+ 15:35
48	651	Deshun ZHANG	CHN	21 Feb 96	2:40:17		+ 15:54
49	1135	Alina ARMAS	NAM	10 Dec 83	2:40:49	SB	+ 16:26
50	541	Julia MAYER	AUT	20 Jan 93	2:41:54		+ 17:31
51	717	Rosa CHACHA	ECU	8 Dec 82	2:42:00		+ 17:37
52	585	Andreia HESSEL	BRA	10 Aug 84	2:42:23	SB	+ 18:00
53	1197	Nicolasa CONDORI	PER	6 Dec 88	2:42:25		+ 18:02
54	781	Nina CHYDENIUS	FIN	28 Jan 90	2:42:36		+ 18:13
55	1460	Fortunate CHIDZIVO	ZIM	16 Mar 87	2:43:28		+ 19:05
56	1130	Argentina VALDEPEÑAS CERNA	MEX	7 Jun 81	2:43:35		+ 19:12
57	931	Katalin KOVÁCS-GARAMI	HUN	27 Nov 79	2:44:02		+ 19:39
58	1439	Susanna SULLIVAN	USA	13 May 90	2:44:24		+ 20:01
59	699	Karen EHRENREICH	DEN	24 Sep 84	2:44:46		+ 20:23
60	1243	Solange JESUS	POR	7 Jan 87	2:45:08		+ 20:45
61	610	Sasha GOLLISH	CAN	27 Dec 81	2:45:09	SB	+ 20:46
62	1198	Aydee LOAYZA HUAMAN	PER	5 Dec 94	2:45:40		+ 21:17
63	1279	Neja KRŠINAR	SLO	27 Mar 91	2:46:55	SB	+ 22:32
64	595	Mirela SATURNINO DE ANDRADE	BRA	9 Feb 91	2:47:29		+ 23:06
65	1334	Chun-Yu TSAO	TPE	5 Nov 91	2:55:33		+ 31:10
	501	Amina BETTICHE	ALG	14 Dec 87	DNF		
	715	Andrea Paola BONILLA	ECU	5 Dec 86	DNF		
	600	Rose CHELIMO	BRN	12 Jul 89	DNF		
	761	Tsehay GEMECHU	ETH	12 Dec 98	DNF		
	1343	Yayla GÖNEN	TUR	1 Mar 97	DNF		
	1216	Aleksandra LISOWSKA	POL	12 Dec 90	DNF		
	1066	Zhanna MAMAZHANOVA	KAZ	26 Jan 94	DNF		
	550	Cavaline NAHIMANA	BDI	14 Jan 97	DNF		
	740	Fatima Azzahraa OUHADDOU NAFIE	ESP	30 Aug 93	DNF		
	1132	Adrijana POP ARSOVA	MKD	18 Jan 90	DNF		
	1250	Beverly RAMOS	PUR	24 Aug 87	DNF		
	1090	Shyline Jepkorir TOROITICH	KEN	20 Oct 94	DNF		
	1347	Alia SAEED MOHAMMED	UAE	18 May 91	DNS		

RESULTS

Marathon Women

INTERMEDIATE TIMES

1 km	3:40	Nóra SZABÓ	2 km	7:17	Nóra SZABÓ
3 km	10:46	Nóra SZABÓ	4 km	14:20	Lonah Chemtai SALPETER
5 km	17:48	Rosa CHACHA	6 km	21:25	Susanna SULLIVAN
7 km	24:57	Susanna SULLIVAN	8 km	28:23	Susanna SULLIVAN
9 km	31:56	Susanna SULLIVAN	10 km	35:31	Susanna SULLIVAN
11 km	39:07	Susanna SULLIVAN	12 km	42:44	Susanna SULLIVAN
13 km	46:11	Amane Beriso SHANKULE	14 km	49:29	Tsehay GEMECHU
15 km	52:56	Rebecca CHEPTEGEI	16 km	56:31	Lonah Chemtai SALPETER
17 km	1:00:03	Rebecca CHEPTEGEI	18 km	1:03:37	Selly Chepyego KAPTICH
19 km	1:07:10	Selly Chepyego KAPTICH	20 km	1:10:35	Rebecca CHEPTEGEI
Half	1:14:29	Keira D'AMATO	22 km	1:17:42	Lonah Chemtai SALPETER
23 km	1:21:00	Rosemary WANJIRU	24 km	1:24:31	Gotytom GEBRESLASE
25 km	1:27:51	Amane Beriso SHANKULE	26 km	1:31:10	Rosemary WANJIRU
27 km	1:34:29	Lonah Chemtai SALPETER	28 km	1:37:49	Tsehay GEMECHU
29 km	1:41:04	Rosemary WANJIRU	30 km	1:44:26	Lonah Chemtai SALPETER
31 km	1:47:41	Amane Beriso SHANKULE	32 km	1:50:59	Rosemary WANJIRU
33 km	1:54:11	Amane Beriso SHANKULE	34 km	1:57:23	Amane Beriso SHANKULE
35 km	2:00:35	Amane Beriso SHANKULE	36 km	2:03:47	Amane Beriso SHANKULE
37 km	2:07:00	Amane Beriso SHANKULE	38 km	2:10:11	Amane Beriso SHANKULE
39 km	2:13:28	Amane Beriso SHANKULE	40 km	2:16:50	Amane Beriso SHANKULE
41 km	2:20:13	Amane Beriso SHANKULE	42 km	2:23:42	Amane Beriso SHANKULE

ALL-TIME OUTDOOR TOP LIST

RESULT	NAME	VENUE	DATE
2:14:04	Brigid KOSGEI (KEN)	Chicago, IL (USA)	13 Oct 19
2:14:18	Ruth CHEPNGETICH (KEN)	Chicago, IL (USA)	9 Oct 22
2:14:58	Amane Beriso SHANKULE (ETH)	Valencia (ESP)	4 Dec 22
2:15:25	Paula RADCLIFFE (GBR)	London (GBR)	13 Apr 03
2:15:37	Tigst ASSEFA (ETH)	Berlin (GER)	25 Sep 22
2:16:28	Rosemary WANJIRU (KEN)	Tokyo (JPN)	5 Mar 23
2:16:49	Letesenbet GIDEY (ETH)	Valencia (ESP)	4 Dec 22
2:16:56	Tsehay GEMECHU (ETH)	Tokyo (JPN)	5 Mar 23
2:17:01	Mary Jepkosgei KEITANY (KEN)	London (GBR)	23 Apr 17
2:17:16	Peres JEPCHIRCHIR (KEN)	Valencia (ESP)	6 Dec 20

2023 OUTDOOR TOP LIST

RESULT	NAME	VENUE	2023
2:16:28	Rosemary WANJIRU (KEN)	Tokyo (JPN)	5 Mar
2:16:56	Tsehay GEMECHU (ETH)	Tokyo (JPN)	5 Mar
2:18:08	Ruth CHEPNGETICH (KEN)	Nagoya (JPN)	12 Mar
2:18:33	Sifan HASSAN (NED)	London (GBR)	23 Apr
2:18:37	Meqertu ALEMU (ETH)	London (GBR)	23 Apr
2:18:38	Peres JEPCHIRCHIR (KEN)	London (GBR)	23 Apr
2:18:51	Sheila CHEPKIRUI (KEN)	London (GBR)	23 Apr
2:18:53	Yalemzerf YEHUALAW (ETH)	London (GBR)	23 Apr
2:19:11	Ashete BEKERE (ETH)	Tokyo (JPN)	5 Mar
2:19:24	Hitomi NIIYA (JPN)	Houston, TX (USA)	15 Jan

RACE ANALYSIS



Marathon Women - Final

BIB 1198 AND KM 21 INTERMEDIATE TIMES UPDATED
26 August 2023 06:59 START TIME 23° C 77 %
 TEMPERATURE HUMIDITY
 10:00 END TIME 29° C 57 %

1	1 km	2	2 km	3	3 km	4	4 km	5	5 km	6	6 km	7	7 km	8	8 km	9	9 km	10	10 km
11	11 km	12	12 km	13	13 km	14	14 km	15	15 km	16	16 km	17	17 km	18	18 km	19	19 km	20	20 km
21	21 km	22	Half Marathon	23	22 km	24	23 km	25	24 km	26	25 km	27	26 km	28	27 km	29	28 km	30	29 km
31	30 km	32	31 km	33	32 km	34	33 km	35	34 km	36	35 km	37	36 km	38	37 km	39	38 km	40	39 km
41	40 km	42	41 km	43	42 km														

1										770										Amane Beriso SHANKULE										ETH										13 Oct 91										2:24:23										SB									
1	3:45	2	3:35	3	3:28	4	3:34	5	3:30	6	3:41	7	3:37	8	3:34	9	3:27	10	3:21																																																		
	3:45 (17)		7:20 (21)		10:48 (31)		14:22 (18)		17:52 (16)		21:33 (23)		25:10 (22)		28:44 (31)		32:11 (11)		35:32 (8)																																																		
11	3:38	12	3:39	13	3:22	14	3:18	15	3:27	16	3:36	17	3:32	18	3:33	19	3:33	20	3:25																																																		
	39:10 (17)		42:49 (18)		46:11 (1)		49:29 (3)		52:56 (6)		56:32 (10)		1:00:04 (9)		1:03:37 (9)		1:07:10 (7)		1:10:35 (9)																																																		
21	3:36	22	19	23	3:13	24	3:18	25	3:30	26	3:20	27	3:19	28	3:20	29	3:19	30	3:16																																																		
	1:14:11 (8)		1:14:30 (18)		1:17:43 (9)		1:21:01 (7)		1:24:31 (10)		1:27:51 (1)		1:31:10 (3)		1:34:30 (5)		1:37:49 (7)		1:41:05 (5)																																																		
31	3:22	32	3:14	33	3:18	34	3:12	35	3:12	36	3:12	37	3:12	38	3:13	39	3:11	40	3:17																																																		
	1:44:27 (6)		1:47:41 (1)		1:50:59 (6)		1:54:11 (1)		1:57:23 (1)		2:00:35 (1)		2:03:47 (1)		2:07:00 (1)		2:10:11 (1)		2:13:28 (1)																																																		
41	3:22	42	3:23	43	3:29		41																																																														
	2:16:50 (1)		2:20:13 (1)		2:23:42 (1)																																																																

2										760										Gotytom GEBRESLASE										ETH										15 Jan 95										2:24:34										SB									
1	3:44	2	3:35	3	3:28	4	3:35	5	3:30	6	3:41	7	3:36	8	3:34	9	3:28	10	3:21																																																		
	3:44 (10)		7:19 (12)		10:47 (17)		14:22 (20)		17:52 (12)		21:33 (14)		25:09 (13)		28:43 (20)		32:11 (6)		35:32 (4)																																																		
11	3:38	12	3:38	13	3:24	14	3:18	15	3:26	16	3:35	17	3:32	18	3:34	19	3:33	20	3:25																																																		
	39:10 (15)		42:48 (8)		46:12 (3)		49:30 (5)		52:56 (7)		56:31 (5)		1:00:03 (5)		1:03:37 (12)		1:07:10 (6)		1:10:35 (5)																																																		
21	3:36	22	19	23	3:12	24	3:18	25	3:31	26	3:21	27	3:18	28	3:19	29	3:20	30	3:15																																																		
	1:14:11 (6)		1:14:30 (7)		1:17:42 (3)		1:21:00 (5)		1:24:31 (1)		1:27:52 (4)		1:31:10 (4)		1:34:29 (4)		1:37:49 (4)		1:41:04 (3)																																																		
31	3:23	32	3:14	33	3:18	34	3:12	35	3:12	36	3:12	37	3:15	38	3:24	39	3:17	40	3:20																																																		
	1:44:27 (3)		1:47:41 (4)		1:50:59 (3)		1:54:11 (3)		1:57:23 (3)		2:00:35 (3)		2:03:50 (3)		2:07:14 (3)		2:10:31 (3)		2:13:51 (2)																																																		
41	3:23	42	3:23	43	3:21		36																																																														
	2:17:14 (2)		2:20:37 (2)		2:23:58 (2)																																																																

3										1120										Fatima Ezzahra GARDADI										MAR										20 Mar 92										2:25:17																			
1	3:47	2	3:33	3	3:27	4	3:36	5	3:30	6	3:40	7	3:37	8	3:33	9	3:30	10	3:24																																																		
	3:47 (36)		7:20 (15)		10:47 (18)		14:23 (30)		17:53 (36)		21:33 (21)		25:10 (18)		28:43 (22)		32:13 (26)		35:37 (29)																																																		
11	3:34	12	3:38	13	3:26	14	3:27	15	3:25	16	3:28	17	3:29	18	3:33	19	3:34	20	3:25																																																		
	39:11 (26)		42:49 (29)		46:15 (27)		49:42 (25)		53:07 (24)		56:35 (23)		1:00:04 (17)		1:03:37 (13)		1:07:11 (11)		1:10:36 (17)																																																		
21	3:35	22	19	23	3:13	24	3:20	25	3:29	26	3:20	27	3:19	28	3:19	29	3:20	30	3:18																																																		
	1:14:10 (16)		1:14:30 (16)		1:17:43 (15)		1:21:03 (14)		1:24:32 (11)		1:27:52 (9)		1:31:11 (9)		1:34:30 (6)		1:37:50 (10)		1:41:08 (9)																																																		
31	3:19	32	3:16	33	3:19	34	3:17	35	3:21	36	3:20	37	3:19	38	3:23	39	3:22	40	3:25																																																		
	1:44:27 (9)		1:47:43 (7)		1:51:02 (7)		1:54:19 (7)		1:57:40 (6)		2:01:00 (6)		2:04:19 (4)		2:07:42 (4)		2:11:04 (4)		2:14:29 (4)																																																		
41	3:24	42	3:21	43	3:24		39																																																														
	2:17:53 (4)		2:21:14 (3)		2:24:38 (3)																																																																

4										972										Lonah Chemtai SALPETER										ISR										12 Dec 88										2:25:38										SB									
1	3:44	2	3:35	3	3:28	4	3:33	5	3:32	6	3:40	7	3:37	8	3:34	9	3:28	10	3:21																																																		
	3:44 (9)		7:19 (13)		10:47 (15)		14:20 (1)		17:52 (6)		21:32 (6)		25:09 (5)		28:43 (5)		32:11 (3)		35:32 (14)																																																		
11	3:38	12	3:38	13	3:24	14	3:18	15	3:26	16	3:35	17	3:32	18	3:34	19	3:33	20	3:25																																																		
	39:10 (6)		42:48 (3)		46:12 (5)		49:30 (8)		52:56 (3)		56:31 (1)		1:00:03 (3)		1:03:37 (4)		1:07:10 (3)		1:10:35 (3)																																																		
21	3:35	22	20	23	3:12	24	3:18	25	3:31	26	3:21	27	3:18	28	3:19	29	3:20	30	3:16																																																		
	1:14:10 (2)		1:14:30 (2)		1:17:42 (1)		1:21:00 (3)		1:24:31 (2)		1:27:52 (5)		1:31:10 (5)		1:34:29 (1)		1:37:49 (5)		1:41:05 (6)																																																		
31	3:21	32	3:16	33	3:17	34	3:14	35	3:19	36	3:24	37	3:24	38	3:23	39	3:26	40	3:26																																																		
	1:44:26 (1)		1:47:42 (5)		1:50:59 (5)		1:54:13 (6)		1:57:32 (4)		2:00:56 (4)		2:04:20 (5)		2:07:43 (5)		2:11:09 (5)		2:14:35 (5)																																																		
41	3:29	42	3:23	43	3:30		41																																																														
	2:18:04 (5)		2:21:27 (5)		2:24:57 (4)																																																																

RACE ANALYSIS
Marathon Women

BIB 1198 AND KM 21 INTERMEDIATE TIMES UPDATED

5 775 Yalemzerf YEHUALAW										ETH 3 Aug 99										2:26:13																																																																																
1	3:46	2	3:35	3	3:28	4	3:35	5	3:29	6	3:41	7	3:36	8	3:33	9	3:28	10	3:21	11	3:39	12	3:38	13	3:23	14	3:18	15	3:26	16	3:36	17	3:32	18	3:33	19	3:34	20	3:24	21	3:36	22	19	23	3:13	24	3:18	25	3:30	26	3:21	27	3:19	28	3:19	29	3:19	30	3:15	31	3:23	32	3:15	33	3:17	34	3:12	35	3:12	36	3:12	37	3:12	38	3:19	39	3:22	40	3:29	41	3:36	42	3:53	43	4:02		45													
	3:46 (23)		7:21 (39)		10:49 (45)		14:24 (39)		17:53 (26)		21:34 (36)		25:10 (32)		28:43 (11)		32:11 (7)		35:32 (13)		39:11 (32)		42:49 (28)		46:12 (4)		49:30 (6)		52:56 (5)		56:32 (16)		1:00:04 (11)		1:03:37 (7)		1:07:11 (13)		1:10:35 (4)		1:14:11 (13)		1:14:30 (12)		1:17:43 (8)		1:21:01 (6)		1:24:31 (8)		1:27:52 (6)		1:31:11 (7)		1:34:30 (8)		1:37:49 (3)		1:41:04 (4)		1:44:27 (4)		1:47:42 (6)		1:50:59 (4)		1:54:11 (2)		1:57:23 (2)		2:00:35 (2)		2:03:47 (2)		2:07:06 (2)		2:10:28 (2)		2:13:57 (3)		2:17:33 (3)		2:21:26 (4)		2:25:28 (5)															

6 1091 Rosemary WANJIRU										KEN 9 Dec 94										2:26:42																																																																																
1	3:44	2	3:35	3	3:28	4	3:34	5	3:31	6	3:40	7	3:37	8	3:34	9	3:28	10	3:20	11	3:39	12	3:38	13	3:24	14	3:17	15	3:27	16	3:36	17	3:32	18	3:33	19	3:33	20	3:25	21	3:36	22	19	23	3:12	24	3:18	25	3:31	26	3:20	27	3:19	28	3:19	29	3:20	30	3:15	31	3:23	32	3:14	33	3:18	34	3:13	35	3:21	36	3:25	37	3:33	38	3:36	39	3:26	40	3:33	41	3:35	42	3:37	43	3:43		41													
	3:44 (8)		7:19 (9)		10:47 (12)		14:21 (8)		17:52 (9)		21:32 (5)		25:09 (6)		28:43 (12)		32:11 (4)		35:31 (2)		39:10 (4)		42:48 (4)		46:12 (6)		49:29 (2)		52:56 (2)		56:32 (7)		1:00:04 (6)		1:03:37 (5)		1:07:10 (5)		1:10:35 (7)		1:14:11 (5)		1:14:30 (5)		1:17:42 (2)		1:21:00 (1)		1:24:31 (3)		1:27:51 (2)		1:31:10 (1)		1:34:29 (3)		1:37:49 (2)		1:41:04 (1)		1:44:27 (5)		1:47:41 (3)		1:50:59 (1)		1:54:12 (5)		1:57:33 (5)		2:00:58 (5)		2:04:31 (6)		2:08:07 (6)		2:11:33 (6)		2:15:06 (6)		2:18:41 (6)		2:22:18 (6)		2:26:01 (6)															

7 1076 Selly Chepyego KAPTICH										KEN 3 Oct 85										2:27:09																																																																																
1	3:45	2	3:35	3	3:27	4	3:35	5	3:30	6	3:40	7	3:37	8	3:34	9	3:28	10	3:21	11	3:38	12	3:38	13	3:24	14	3:18	15	3:26	16	3:35	17	3:32	18	3:34	19	3:33	20	3:26	21	3:35	22	19	23	3:12	24	3:18	25	3:31	26	3:21	27	3:19	28	3:19	29	3:19	30	3:16	31	3:22	32	3:18	33	3:20	34	3:16	35	3:23	36	3:27	37	3:30	38	3:35	39	3:34	40	3:39	41	3:36	42	3:39	43	3:44		41													
	3:45 (20)		7:20 (14)		10:47 (13)		14:22 (12)		17:52 (5)		21:32 (10)		25:09 (9)		28:43 (15)		32:11 (5)		35:32 (12)		39:10 (13)		42:48 (7)		46:12 (13)		49:30 (4)		52:56 (4)		56:31 (4)		1:00:03 (4)		1:03:37 (1)		1:07:10 (1)		1:10:36 (11)		1:14:11 (9)		1:14:30 (11)		1:17:42 (5)		1:21:00 (2)		1:24:31 (7)		1:27:52 (7)		1:31:11 (8)		1:34:30 (9)		1:37:49 (6)		1:41:05 (7)		1:44:27 (7)		1:47:45 (8)		1:51:05 (8)		1:54:21 (8)		1:57:44 (7)		2:01:11 (7)		2:04:41 (7)		2:08:16 (7)		2:11:50 (7)		2:15:29 (7)		2:19:05 (7)		2:22:44 (7)		2:26:28 (7)															

8 723 Nazret WELDU										ERI 1 Jan 90										2:27:23 SB																																																																																
1	3:45	2	3:35	3	3:28	4	3:35	5	3:29	6	3:41	7	3:37	8	3:33	9	3:28	10	3:21	11	3:39	12	3:38	13	3:23	14	3:18	15	3:26	16	3:36	17	3:32	18	3:33	19	3:34	20	3:24	21	3:36	22	19	23	3:13	24	3:18	25	3:30	26	3:21	27	3:19	28	3:19	29	3:20	30	3:15	31	3:22	32	3:21	33	3:29	34	3:27	35	3:35	36	3:32	37	3:34	38	3:39	39	3:31	40	3:33	41	3:35	42	3:33	43	3:31		36													
	3:45 (22)		7:20 (27)		10:48 (25)		14:23 (26)		17:52 (18)		21:33 (26)		25:10 (28)		28:43 (21)		32:11 (10)		35:32 (7)		39:11 (20)		42:49 (20)		46:12 (7)		49:30 (9)		52:56 (10)		56:32 (9)		1:00:04 (13)		1:03:37 (10)		1:07:11 (14)		1:10:35 (6)		1:14:11 (10)		1:14:30 (10)		1:17:43 (11)		1:21:01 (10)		1:24:31 (5)		1:27:52 (8)		1:31:11 (6)		1:34:30 (7)		1:37:50 (8)		1:41:05 (8)		1:44:27 (8)		1:47:48 (9)		1:51:17 (9)		1:54:44 (9)		1:58:19 (8)		2:01:51 (8)		2:05:25 (8)		2:09:04 (8)		2:12:35 (8)		2:16:08 (8)		2:19:43 (8)		2:23:16 (8)		2:26:47 (8)															

9 1397 Lindsay FLANAGAN										USA 24 Jan 91										2:27:47																																																																																
1	3:45	2	3:34	3	3:28	4	3:36	5	3:29	6	3:41	7	3:37	8	3:34	9	3:29	10	3:23	11	3:35	12	3:38	13	3:25	14	3:25	15	3:26	16	3:28	17	3:31	18	3:33	19	3:34	20	3:25	21	3:35	22	19	23	3:13	24	3:21	25	3:28	26	3:25	27	3:25	28	3:29	29	3:23	30	3:27	31	3:27	32	3:25	33	3:28	34	3:24	35	3:28	36	3:30	37	3:34	38	3:36	39	3:29	40	3:33	41	3:30	42	3:32	43	3:32		38													
	3:45 (15)		7:19 (10)		10:47 (14)		14:23 (29)		17:52 (15)		21:33 (16)		25:10 (27)		28:44 (34)		32:13 (29)		35:36 (23)		39:11 (21)		42:49 (23)		46:14 (21)		49:39 (20)		53:05 (19)		56:33 (18)		1:00:04 (16)		1:03:37 (11)		1:07:11 (15)		1:10:36 (14)		1:14:11 (11)		1:14:30 (9)		1:17:43 (19)		1:21:04 (20)		1:24:32 (14)		1:27:57 (15)		1:31:22 (13)		1:34:51 (12)		1:38:14 (13)		1:41:41 (13)		1:45:08 (13)		1:48:33 (12)		1:52:01 (11)		1:55:25 (11)		1:58:53 (9)		2:02:23 (9)		2:05:57 (9)		2:09:33 (9)		2:13:02 (9)		2:16:35 (9)		2:20:05 (9)		2:23:37 (9)		2:27:09 (9)															

**RACE ANALYSIS
Marathon Women**
BIB 1198 AND KM 21 INTERMEDIATE TIMES UPDATED
10 722 Dolshi TESFU
ERI 17 Jun 99 2:28:54

1	3:46	2	3:34	3	3:28	4	3:35	5	3:29	6	3:41	7	3:37	8	3:34	9	3:28	10	3:20
	3:46 (29)		7:20 (28)		10:48 (27)		14:23 (32)		17:52 (11)		21:33 (19)		25:10 (23)		28:44 (26)		32:12 (12)		35:32 (9)
11	3:38	12	3:38	13	3:24	14	3:19	15	3:25	16	3:36	17	3:32	18	3:34	19	3:33	20	3:25
	39:10 (12)		42:48 (12)		46:12 (8)		49:31 (15)		52:56 (9)		56:32 (12)		1:00:04 (14)		1:03:38 (15)		1:07:11 (8)		1:10:36 (10)
21	3:35	22	19	23	3:13	24	3:18	25	3:30	26	3:23	27	3:28	28	3:29	29	3:23	30	3:27
	1:14:11 (7)		1:14:30 (6)		1:17:43 (7)		1:21:01 (12)		1:24:31 (9)		1:27:54 (12)		1:31:22 (12)		1:34:51 (13)		1:38:14 (12)		1:41:41 (12)
31	3:26	32	3:27	33	3:32	34	3:26	35	3:36	36	3:36	37	3:41	38	3:45	39	3:39	40	3:43
	1:45:07 (12)		1:48:34 (13)		1:52:06 (13)		1:55:32 (13)		1:59:08 (12)		2:02:44 (11)		2:06:25 (11)		2:10:10 (11)		2:13:49 (11)		2:17:32 (11)
41	3:38	42	3:39	43	3:30		35												
	2:21:10 (11)		2:24:49 (11)		2:28:19 (10)														

11 883 Melat Yisak KEJETA
GER 27 Sep 92 2:29:04

1	3:47	2	3:34	3	3:27	4	3:36	5	3:29	6	3:41	7	3:36	8	3:34	9	3:29	10	3:19
	3:47 (45)		7:21 (32)		10:48 (36)		14:24 (34)		17:53 (37)		21:34 (35)		25:10 (35)		28:44 (44)		32:13 (23)		35:32 (17)
11	3:39	12	3:38	13	3:24	14	3:17	15	3:26	16	3:36	17	3:33	18	3:33	19	3:33	20	3:25
	39:11 (31)		42:49 (30)		46:13 (15)		49:30 (12)		52:56 (15)		56:32 (17)		1:00:05 (23)		1:03:38 (25)		1:07:11 (19)		1:10:36 (12)
21	3:35	22	20	23	3:12	24	3:18	25	3:31	26	3:20	27	3:19	28	3:20	29	3:19	30	3:21
	1:14:11 (18)		1:14:31 (21)		1:17:43 (17)		1:21:01 (13)		1:24:32 (15)		1:27:52 (11)		1:31:11 (10)		1:34:31 (10)		1:37:50 (9)		1:41:11 (10)
31	3:29	32	3:33	33	3:36	34	3:31	35	3:41	36	3:38	37	3:42	38	3:41	39	3:43	40	3:42
	1:44:40 (10)		1:48:13 (10)		1:51:49 (10)		1:55:20 (10)		1:59:01 (10)		2:02:39 (10)		2:06:21 (10)		2:10:02 (10)		2:13:45 (10)		2:17:27 (10)
41	3:39	42	3:40	43	3:39		39												
	2:21:06 (10)		2:24:46 (10)		2:28:25 (11)														

12 985 Giovanna EPIS
ITA 11 Oct 88 2:29:10

1	3:46	2	3:32	3	3:29	4	3:34	5	3:31	6	3:41	7	3:36	8	3:34	9	3:29	10	3:21
	3:46 (26)		7:18 (5)		10:47 (4)		14:21 (6)		17:52 (10)		21:33 (18)		25:09 (10)		28:43 (10)		32:12 (17)		35:33 (20)
11	3:37	12	3:38	13	3:25	14	3:26	15	3:26	16	3:28	17	3:31	18	3:34	19	3:33	20	3:25
	39:10 (10)		42:48 (9)		46:13 (19)		49:39 (19)		53:05 (22)		56:33 (21)		1:00:04 (18)		1:03:38 (17)		1:07:11 (10)		1:10:36 (16)
21	3:35	22	19	23	3:14	24	3:20	25	3:29	26	3:28	27	3:30	28	3:32	29	3:26	30	3:31
	1:14:11 (14)		1:14:30 (14)		1:17:44 (12)		1:21:04 (18)		1:24:33 (17)		1:28:01 (18)		1:31:31 (17)		1:35:03 (17)		1:38:29 (16)		1:42:00 (15)
31	3:30	32	3:33	33	3:38	34	3:31	35	3:35	36	3:35	37	3:36	38	3:40	39	3:35	40	3:36
	1:45:30 (15)		1:49:03 (15)		1:52:41 (15)		1:56:12 (14)		1:59:47 (14)		2:03:22 (14)		2:06:58 (14)		2:10:38 (14)		2:14:13 (14)		2:17:49 (14)
41	3:33	42	3:36	43	3:35		37												
	2:21:22 (13)		2:24:58 (13)		2:28:33 (12)														

13 1049 Mizuki MATSUDA
JPN 31 May 95 2:29:15

1	3:47	2	3:34	3	3:27	4	3:35	5	3:30	6	3:40	7	3:37	8	3:33	9	3:30	10	3:20
	3:47 (43)		7:21 (30)		10:48 (23)		14:23 (28)		17:53 (32)		21:33 (22)		25:10 (21)		28:43 (17)		32:13 (21)		35:33 (21)
11	3:37	12	3:38	13	3:26	14	3:26	15	3:27	16	3:31	17	3:31	18	3:29	19	3:33	20	3:24
	39:10 (5)		42:48 (5)		46:14 (20)		49:40 (22)		53:07 (25)		56:38 (25)		1:00:09 (25)		1:03:38 (18)		1:07:11 (18)		1:10:35 (8)
21	3:36	22	19	23	3:12	24	3:19	25	3:31	26	3:26	27	3:29	28	3:34	29	3:29	30	3:31
	1:14:11 (3)		1:14:30 (3)		1:17:42 (6)		1:21:01 (11)		1:24:32 (12)		1:27:58 (16)		1:31:27 (16)		1:35:01 (16)		1:38:30 (17)		1:42:01 (16)
31	3:32	32	3:31	33	3:37	34	3:32	35	3:36	36	3:31	37	3:34	38	3:39	39	3:32	40	3:40
	1:45:33 (16)		1:49:04 (16)		1:52:41 (14)		1:56:13 (16)		1:59:49 (15)		2:03:20 (13)		2:06:54 (13)		2:10:33 (13)		2:14:05 (13)		2:17:45 (12)
41	3:34	42	3:39	43	3:38		39												
	2:21:19 (12)		2:24:58 (12)		2:28:36 (13)														

14 1351 Rebecca CHEPTEGEI
UGA 22 Feb 91 2:29:34 ^{SB}

1	3:44	2	3:36	3	3:27	4	3:35	5	3:30	6	3:40	7	3:37	8	3:34	9	3:28	10	3:21
	3:44 (6)		7:20 (16)		10:47 (16)		14:22 (10)		17:52 (4)		21:32 (3)		25:09 (4)		28:43 (6)		32:11 (8)		35:32 (5)
11	3:38	12	3:38	13	3:24	14	3:18	15	3:26	16	3:35	17	3:32	18	3:34	19	3:33	20	3:25
	39:10 (9)		42:48 (13)		46:12 (12)		49:30 (7)		52:56 (1)		56:31 (2)		1:00:03 (1)		1:03:37 (3)		1:07:10 (4)		1:10:35 (1)
21	3:36	22	20	23	3:12	24	3:18	25	3:30	26	3:21	27	3:20	28	3:25	29	3:25	30	3:29
	1:14:11 (17)		1:14:31 (19)		1:17:43 (12)		1:21:01 (8)		1:24:31 (4)		1:27:52 (10)		1:31:12 (11)		1:34:37 (11)		1:38:02 (11)		1:41:31 (11)
31	3:32	32	3:30	33	3:32	34	3:26	35	3:37	36	3:40	37	3:45	38	3:50	39	3:40	40	3:45
	1:45:03 (11)		1:48:33 (11)		1:52:05 (12)		1:55:31 (12)		1:59:08 (11)		2:02:48 (12)		2:06:33 (12)		2:10:23 (12)		2:14:03 (12)		2:17:48 (13)
41	3:39	42	3:40	43	3:47		40												
	2:21:27 (14)		2:25:07 (14)		2:28:54 (14)														

RACE ANALYSIS
Marathon Women
BIB 1198 AND KM 21 INTERMEDIATE TIMES UPDATED
15 633 Natasha WODAK CAN 17 Dec 81 **2:30:09** SB

1	3:44	2	3:35	3	3:28	4	3:35	5	3:31	6	3:40	7	3:37	8	3:34	9	3:29	10	3:26
	3:44 (7)		7:19 (8)		10:47 (7)		14:22 (22)		17:53 (34)		21:33 (31)		25:10 (31)		28:44 (30)		32:13 (27)		35:39 (32)
11	3:32	12	3:38	13	3:26	14	3:28	15	3:30	16	3:30	17	3:33	18	3:29	19	3:32	20	3:26
	39:11 (24)		42:49 (21)		46:15 (25)		49:43 (26)		53:13 (26)		56:43 (26)		1:00:16 (26)		1:03:45 (26)		1:07:17 (26)		1:10:43 (25)
21	3:29	22	19	23	3:12	24	3:21	25	3:28	26	3:24	27	3:28	28	3:32	29	3:30	30	3:33
	1:14:12 (23)		1:14:31 (24)		1:17:43 (16)		1:21:04 (15)		1:24:32 (16)		1:27:56 (14)		1:31:24 (14)		1:34:56 (14)		1:38:26 (14)		1:41:59 (14)
31	3:30	32	3:34	33	3:39	34	3:30	35	3:34	36	3:40	37	3:46	38	3:46	39	3:39	40	3:48
	1:45:29 (14)		1:49:03 (14)		1:52:42 (16)		1:56:12 (15)		1:59:46 (13)		2:03:26 (15)		2:07:12 (15)		2:10:58 (15)		2:14:37 (15)		2:18:25 (15)
41	3:45	42	3:41	43	3:38		40												
	2:22:10 (15)		2:25:51 (15)		2:29:29 (15)														

16 537 Lisa WEIGHTMAN AUS 16 Jan 79 **2:30:50**

1	3:46	2	3:36	3	3:27	4	3:36	5	3:29	6	3:39	7	3:38	8	3:32	9	3:31	10	3:28
	3:46 (25)		7:22 (43)		10:49 (38)		14:25 (52)		17:54 (46)		21:33 (15)		25:11 (41)		28:43 (19)		32:14 (32)		35:42 (35)
11	3:30	12	3:38	13	3:28	14	3:35	15	3:35	16	3:35	17	3:37	18	3:32	19	3:37	20	3:37
	39:12 (36)		42:50 (37)		46:18 (35)		49:53 (34)		53:28 (34)		57:03 (34)		1:00:40 (33)		1:04:12 (33)		1:07:49 (33)		1:11:26 (32)
21	3:40	22	19	23	3:20	24	3:28	25	3:38	26	3:37	27	3:35	28	3:35	29	3:36	30	3:37
	1:15:06 (32)		1:15:25 (32)		1:18:45 (30)		1:22:13 (30)		1:25:51 (30)		1:29:28 (29)		1:33:03 (27)		1:36:38 (25)		1:40:14 (26)		1:43:51 (26)
31	3:37	32	3:36	33	3:37	34	3:28	35	3:35	36	3:35	37	3:36	38	3:38	39	3:33	40	3:36
	1:47:28 (26)		1:51:04 (25)		1:54:41 (24)		1:58:09 (23)		2:01:44 (21)		2:05:19 (21)		2:08:55 (19)		2:12:33 (17)		2:16:06 (17)		2:19:42 (16)
41	3:33	42	3:32	43	3:26		37												
	2:23:15 (16)		2:26:47 (16)		2:30:13 (16)														

17 1386 Keira D'AMATO USA 21 Oct 84 **2:31:35** SB

1	3:45	2	3:33	3	3:29	4	3:35	5	3:30	6	3:40	7	3:37	8	3:34	9	3:28	10	3:21
	3:45 (14)		7:18 (6)		10:47 (9)		14:22 (13)		17:52 (8)		21:32 (4)		25:09 (7)		28:43 (4)		32:11 (9)		35:32 (10)
11	3:38	12	3:38	13	3:24	14	3:19	15	3:26	16	3:34	17	3:33	18	3:34	19	3:34	20	3:26
	39:10 (3)		42:48 (6)		46:12 (9)		49:31 (13)		52:57 (17)		56:31 (3)		1:00:04 (8)		1:03:38 (22)		1:07:12 (22)		1:10:38 (21)
21	3:32	22	19	23	3:13	24	3:22	25	3:30	26	3:33	27	3:35	28	3:46	29	3:42	30	3:43
	1:14:10 (1)		1:14:29 (1)		1:17:42 (4)		1:21:04 (16)		1:24:34 (21)		1:28:07 (21)		1:31:42 (21)		1:35:28 (21)		1:39:10 (22)		1:42:53 (22)
31	3:41	32	3:41	33	3:45	34	3:40	35	3:46	36	3:42	37	3:43	38	3:42	39	3:47	40	3:47
	1:46:34 (21)		1:50:15 (21)		1:54:00 (21)		1:57:40 (20)		2:01:26 (19)		2:05:08 (18)		2:08:51 (18)		2:12:33 (18)		2:16:20 (18)		2:20:07 (18)
41	3:41	42	3:40	43	3:31		36												
	2:23:48 (18)		2:27:28 (18)		2:30:59 (17)														

18 1348 Mercyline CHELANGAT UGA 17 Dec 97 **2:31:40**

1	3:46	2	3:35	3	3:27	4	3:34	5	3:30	6	3:41	7	3:37	8	3:33	9	3:29	10	3:20
	3:46 (30)		7:21 (33)		10:48 (26)		14:22 (16)		17:52 (7)		21:33 (20)		25:10 (19)		28:43 (14)		32:12 (18)		35:32 (16)
11	3:39	12	3:38	13	3:24	14	3:18	15	3:26	16	3:35	17	3:33	18	3:33	19	3:37	20	3:29
	39:11 (19)		42:49 (25)		46:13 (14)		49:31 (16)		52:57 (16)		56:32 (15)		1:00:05 (21)		1:03:38 (20)		1:07:15 (25)		1:10:44 (26)
21	3:30	22	19	23	3:19	24	3:31	25	3:42	26	3:40	27	3:35	28	3:42	29	3:37	30	3:46
	1:14:14 (25)		1:14:33 (25)		1:17:52 (25)		1:21:23 (24)		1:25:05 (24)		1:28:45 (24)		1:32:20 (23)		1:36:02 (23)		1:39:39 (23)		1:43:25 (23)
31	3:41	32	3:45	33	3:42	34	3:38	35	3:45	36	3:47	37	3:48	38	3:46	39	3:39	40	3:37
	1:47:06 (23)		1:50:51 (23)		1:54:33 (23)		1:58:11 (24)		2:01:56 (24)		2:05:43 (24)		2:09:31 (23)		2:13:17 (22)		2:16:56 (22)		2:20:33 (22)
41	3:27	42	3:32	43	3:30		38												
	2:24:00 (19)		2:27:32 (19)		2:31:02 (18)														

19 1046 Rika KASEDA JPN 2 Mar 99 **2:31:53** SB

1	3:40	2	3:38	3	3:28	4	3:35	5	3:32	6	3:39	7	3:37	8	3:34	9	3:29	10	3:20
	3:40 (2)		7:18 (2)		10:46 (2)		14:21 (7)		17:53 (25)		21:32 (9)		25:09 (11)		28:43 (9)		32:12 (15)		35:32 (11)
11	3:35	12	3:38	13	3:28	14	3:18	15	3:25	16	3:36	17	3:32	18	3:33	19	3:34	20	3:25
	39:07 (2)		42:45 (2)		46:13 (18)		49:31 (17)		52:56 (12)		56:32 (11)		1:00:04 (10)		1:03:37 (14)		1:07:11 (20)		1:10:36 (19)
21	3:35	22	19	23	3:13	24	3:21	25	3:29	26	3:27	27	3:31	28	3:34	29	3:34	30	3:38
	1:14:11 (15)		1:14:30 (13)		1:17:43 (14)		1:21:04 (17)		1:24:33 (20)		1:28:00 (17)		1:31:31 (18)		1:35:05 (18)		1:38:39 (18)		1:42:17 (18)
31	3:38	32	3:41	33	3:47	34	3:39	35	3:44	36	3:47	37	3:47	38	3:52	39	3:46	40	3:47
	1:45:55 (18)		1:49:36 (17)		1:53:23 (17)		1:57:02 (17)		2:00:46 (16)		2:04:33 (16)		2:08:20 (16)		2:12:12 (16)		2:15:58 (16)		2:19:45 (17)
41	3:48	42	3:49	43	3:50		41												
	2:23:33 (17)		2:27:22 (17)		2:31:12 (19)														

RACE ANALYSIS
Marathon Women

BIB 1198 AND KM 21 INTERMEDIATE TIMES UPDATED

20 1053 Sayaka SATO										JPN		27 May 94	2:31:57	SB					
1	3:47	2	3:34	3	3:27	4	3:36	5	3:29	6	3:41	7	3:36	8	3:34	9	3:31	10	3:21
	3:47 (40)		7:21 (38)		10:48 (30)		14:24 (33)		17:53 (38)		21:34 (40)		25:10 (34)		28:44 (36)		32:15 (33)		35:36 (24)
11	3:34	12	3:39	13	3:25	14	3:25	15	3:26	16	3:28	17	3:32	18	3:33	19	3:33	20	3:27
	39:10 (16)		42:49 (26)		46:14 (22)		49:39 (18)		53:05 (20)		56:33 (20)		1:00:05 (22)		1:03:38 (21)		1:07:11 (21)		1:10:38 (22)
21	3:34	22	19	23	3:13	24	3:22	25	3:28	26	3:34	27	3:40	28	3:41	29	3:40	30	3:44
	1:14:12 (22)		1:14:31 (23)		1:17:44 (22)		1:21:06 (22)		1:24:34 (22)		1:28:08 (22)		1:31:48 (22)		1:35:29 (22)		1:39:09 (21)		1:42:53 (21)
31	3:42	32	3:42	33	3:47	34	3:39	35	3:46	36	3:45	37	3:44	38	3:50	39	3:47	40	3:49
	1:46:35 (22)		1:50:17 (22)		1:54:04 (22)		1:57:43 (21)		2:01:29 (20)		2:05:14 (20)		2:08:58 (20)		2:12:48 (20)		2:16:35 (20)		2:20:24 (20)
41	3:43	42	3:37	43	3:35		38												
	2:24:07 (21)		2:27:44 (20)		2:31:19 (20)														

21 1352 Doreen CHESANG										UGA		16 Apr 90	2:32:11						
1	3:44	2	3:36	3	3:28	4	3:34	5	3:30	6	3:41	7	3:37	8	3:33	9	3:29	10	3:20
	3:44 (11)		7:20 (25)		10:48 (24)		14:22 (21)		17:52 (14)		21:33 (25)		25:10 (20)		28:43 (24)		32:12 (16)		35:32 (15)
11	3:39	12	3:38	13	3:23	14	3:18	15	3:26	16	3:36	17	3:32	18	3:33	19	3:34	20	3:25
	39:11 (27)		42:49 (19)		46:12 (10)		49:30 (11)		52:56 (14)		56:32 (8)		1:00:04 (12)		1:03:37 (8)		1:07:11 (9)		1:10:36 (15)
21	3:35	22	19	23	3:13	24	3:21	25	3:29	26	3:32	27	3:37	28	3:34	29	3:33	30	3:40
	1:14:11 (20)		1:14:30 (17)		1:17:43 (18)		1:21:04 (19)		1:24:33 (18)		1:28:05 (20)		1:31:42 (20)		1:35:16 (20)		1:38:49 (20)		1:42:29 (20)
31	3:47	32	3:48	33	3:45	34	3:35	35	3:41	36	3:49	37	3:54	38	3:54	39	3:50	40	3:49
	1:46:16 (20)		1:50:04 (20)		1:53:49 (20)		1:57:24 (19)		2:01:05 (17)		2:04:54 (17)		2:08:48 (17)		2:12:42 (19)		2:16:32 (19)		2:20:21 (19)
41	3:44	42	3:43	43	3:42		41												
	2:24:05 (20)		2:27:48 (21)		2:31:30 (21)														

22 802 Alisa VAINIO										FIN		16 Nov 97	2:32:14						
1	3:45	2	3:34	3	3:28	4	3:35	5	3:31	6	3:39	7	3:37	8	3:34	9	3:29	10	3:24
	3:45 (13)		7:19 (7)		10:47 (6)		14:22 (14)		17:53 (21)		21:32 (13)		25:09 (14)		28:43 (16)		32:12 (20)		35:36 (25)
11	3:34	12	3:39	13	3:27	14	3:33	15	3:31	16	3:36	17	3:37	18	3:33	19	3:35	20	3:35
	39:10 (11)		42:49 (17)		46:16 (31)		49:49 (32)		53:20 (31)		56:56 (29)		1:00:33 (29)		1:04:06 (28)		1:07:41 (30)		1:11:16 (28)
21	3:37	22	19	23	3:18	24	3:33	25	3:39	26	3:38	27	3:43	28	3:37	29	3:34	30	3:36
	1:14:53 (28)		1:15:12 (28)		1:18:30 (27)		1:22:03 (26)		1:25:42 (26)		1:29:20 (26)		1:33:03 (26)		1:36:40 (26)		1:40:14 (25)		1:43:50 (25)
31	3:36	32	3:37	33	3:39	34	3:31	35	3:41	36	3:42	37	3:46	38	3:47	39	3:40	40	3:43
	1:47:26 (25)		1:51:03 (24)		1:54:42 (25)		1:58:13 (25)		2:01:54 (23)		2:05:36 (22)		2:09:22 (21)		2:13:09 (21)		2:16:49 (21)		2:20:32 (21)
41	3:40	42	3:43	43	3:40		39												
	2:24:12 (22)		2:27:55 (22)		2:31:35 (22)														

23 1345 Ümmü KIRAZ										TUR		27 Sep 82	2:33:23	PB					
1	3:48	2	3:33	3	3:31	4	3:42	5	3:34	6	3:39	7	3:36	8	3:35	9	3:38	10	3:35
	3:48 (52)		7:21 (37)		10:52 (61)		14:34 (61)		18:08 (62)		21:47 (62)		25:23 (61)		28:58 (62)		32:36 (61)		36:11 (61)
11	3:31	12	3:32	13	3:26	14	3:35	15	3:32	16	3:37	17	3:36	18	3:37	19	3:37	20	3:33
	39:42 (60)		43:14 (50)		46:40 (49)		50:15 (46)		53:47 (42)		57:24 (41)		1:01:00 (38)		1:04:37 (39)		1:08:14 (38)		1:11:47 (37)
21	3:36	22	19	23	3:15	24	3:28	25	3:38	26	3:40	27	3:39	28	3:44	29	3:42	30	3:40
	1:15:23 (36)		1:15:42 (36)		1:18:57 (35)		1:22:25 (32)		1:26:03 (32)		1:29:43 (31)		1:33:22 (30)		1:37:06 (30)		1:40:48 (30)		1:44:28 (30)
31	3:36	32	3:40	33	3:41	34	3:36	35	3:42	36	3:41	37	3:45	38	3:50	39	3:43	40	3:46
	1:48:04 (28)		1:51:44 (27)		1:55:25 (27)		1:59:01 (27)		2:02:43 (25)		2:06:24 (25)		2:10:09 (25)		2:13:59 (24)		2:17:42 (24)		2:21:28 (24)
41	3:44	42	3:44	43	3:46		41												
	2:25:12 (23)		2:28:56 (23)		2:32:42 (23)														

24 947 Nóra SZABÓ										HUN		1 Mar 88	2:33:28						
1	3:40	2	3:37	3	3:29	4	3:36	5	3:31	6	3:40	7	3:37	8	3:34	9	3:33	10	3:31
	3:40 (1)		7:17 (1)		10:46 (1)		14:22 (9)		17:53 (28)		21:33 (27)		25:10 (26)		28:44 (27)		32:17 (40)		35:48 (44)
11	3:31	12	3:32	13	3:30	14	3:38	15	3:39	16	3:40	17	3:42	18	3:36	19	3:39	20	3:39
	39:19 (40)		42:51 (39)		46:21 (39)		49:59 (38)		53:38 (37)		57:18 (38)		1:01:00 (36)		1:04:36 (38)		1:08:15 (41)		1:11:54 (39)
21	3:42	22	20	23	3:24	24	3:35	25	3:39	26	3:38	27	3:41	28	3:40	29	3:37	30	3:38
	1:15:36 (39)		1:15:56 (38)		1:19:20 (38)		1:22:55 (36)		1:26:34 (36)		1:30:12 (36)		1:33:53 (35)		1:37:33 (34)		1:41:10 (33)		1:44:48 (32)
31	3:39	32	3:41	33	3:42	34	3:35	35	3:46	36	3:45	37	3:42	38	3:45	39	3:40	40	3:43
	1:48:27 (32)		1:52:08 (31)		1:55:50 (29)		1:59:25 (29)		2:03:11 (27)		2:06:56 (27)		2:10:38 (26)		2:14:23 (25)		2:18:03 (25)		2:21:46 (25)
41	3:44	42	3:39	43	3:40		39												
	2:25:30 (25)		2:29:09 (24)		2:32:49 (24)														

RACE ANALYSIS
Marathon Women
BIB 1198 AND KM 21 INTERMEDIATE TIMES UPDATED
25 1118 Rkia EL MOUKIM
MAR 22 Feb 88 2:33:54

1	3:45	2	3:35	3	3:28	4	3:35	5	3:30	6	3:40	7	3:37	8	3:34	9	3:29	10	3:23
	3:45 (21)		7:20 (23)		10:48 (28)		14:23 (27)		17:53 (29)		21:33 (29)		25:10 (25)		28:44 (32)		32:13 (25)		35:36 (27)
11	3:34	12	3:39	13	3:25	14	3:26	15	3:25	16	3:29	17	3:31	18	3:33	19	3:33	20	3:25
	39:10 (18)		42:49 (24)		46:14 (23)		49:40 (23)		53:05 (21)		56:34 (22)		1:00:05 (20)		1:03:38 (19)		1:07:11 (16)		1:10:36 (18)
21	3:35	22	19	23	3:14	24	3:22	25	3:27	26	3:28	27	3:32	28	3:37	29	3:36	30	3:40
	1:14:11 (19)		1:14:30 (18)		1:17:44 (20)		1:21:06 (21)		1:24:33 (19)		1:28:01 (19)		1:31:33 (19)		1:35:10 (19)		1:38:46 (19)		1:42:26 (19)
31	3:46	32	3:45	33	3:48	34	4:03	35	3:56	36	3:57	37	4:04	38	4:02	39	3:46	40	3:54
	1:46:12 (19)		1:49:57 (19)		1:53:45 (19)		1:57:48 (23)		2:01:44 (22)		2:05:41 (23)		2:09:45 (24)		2:13:47 (23)		2:17:33 (23)		2:21:27 (23)
41	4:02	42	3:55	43	3:49		41												
	2:25:29 (24)		2:29:24 (25)		2:33:13 (25)														

26 695 Moira STEWARTOVÁ
CZE 9 Jun 95 2:34:02

1	3:46	2	3:34	3	3:29	4	3:36	5	3:28	6	3:41	7	3:37	8	3:33	9	3:29	10	3:24
	3:46 (33)		7:20 (20)		10:49 (41)		14:25 (46)		17:53 (35)		21:34 (39)		25:11 (42)		28:44 (37)		32:13 (28)		35:37 (30)
11	3:34	12	3:38	13	3:27	14	3:30	15	3:31	16	3:35	17	3:37	18	3:32	19	3:39	20	3:36
	39:11 (29)		42:49 (31)		46:16 (33)		49:46 (29)		53:17 (27)		56:52 (27)		1:00:29 (27)		1:04:01 (27)		1:07:40 (27)		1:11:16 (29)
21	3:37	22	19	23	3:18	24	3:33	25	3:39	26	3:38	27	3:43	28	3:42	29	3:38	30	3:45
	1:14:53 (27)		1:15:12 (27)		1:18:30 (26)		1:22:03 (27)		1:25:42 (27)		1:29:20 (27)		1:33:03 (28)		1:36:45 (28)		1:40:23 (28)		1:44:08 (27)
31	3:48	32	3:48	33	3:50	34	3:47	35	3:50	36	3:47	37	3:49	38	3:52	39	3:47	40	3:51
	1:47:56 (27)		1:51:44 (28)		1:55:34 (28)		1:59:21 (28)		2:03:11 (28)		2:06:58 (28)		2:10:47 (27)		2:14:39 (26)		2:18:26 (26)		2:22:17 (26)
41	3:46	42	3:41	43	3:39		39												
	2:26:03 (26)		2:29:44 (26)		2:33:23 (26)														

27 750 Meritxell SOLER
ESP 20 Jul 92 2:34:38

1	3:48	2	3:34	3	3:28	4	3:34	5	3:29	6	3:41	7	3:37	8	3:34	9	3:33	10	3:30
	3:48 (48)		7:22 (54)		10:50 (51)		14:24 (41)		17:53 (40)		21:34 (44)		25:11 (44)		28:45 (47)		32:18 (45)		35:48 (45)
11	3:31	12	3:32	13	3:30	14	3:39	15	3:41	16	3:42	17	3:46	18	3:39	19	3:44	20	3:42
	39:19 (39)		42:51 (38)		46:21 (38)		50:00 (39)		53:41 (40)		57:23 (40)		1:01:09 (43)		1:04:48 (43)		1:08:32 (43)		1:12:14 (42)
21	3:41	22	19	23	3:23	24	3:37	25	3:46	26	3:45	27	3:43	28	3:46	29	3:45	30	3:40
	1:15:55 (42)		1:16:14 (42)		1:19:37 (41)		1:23:14 (41)		1:27:00 (41)		1:30:45 (39)		1:34:28 (38)		1:38:14 (37)		1:41:59 (37)		1:45:39 (36)
31	3:40	32	3:40	33	3:43	34	3:38	35	3:41	36	3:45	37	3:42	38	3:46	39	3:43	40	3:47
	1:49:19 (36)		1:52:59 (35)		1:56:42 (35)		2:00:20 (34)		2:04:01 (31)		2:07:46 (31)		2:11:28 (30)		2:15:14 (28)		2:18:57 (28)		2:22:44 (27)
41	3:46	42	3:42	43	3:44		42												
	2:26:30 (27)		2:30:12 (27)		2:33:56 (27)														

28 1092 Gulshanoi SATAROVA
KGZ 1 Sep 92 2:35:06 SB

1	3:46	2	3:43	3	3:39	4	3:43	5	3:41	6	3:47	7	3:44	8	3:41	9	3:40	10	3:39
	3:46 (28)		7:29 (70)		11:08 (70)		14:51 (67)		18:32 (67)		22:19 (68)		26:03 (66)		29:44 (67)		33:24 (66)		37:03 (66)
11	3:42	12	3:43	13	3:37	14	3:42	15	3:40	16	3:44	17	3:41	18	3:41	19	3:40	20	3:40
	40:45 (66)		44:28 (66)		48:05 (66)		51:47 (64)		55:27 (64)		59:11 (64)		1:02:52 (64)		1:06:33 (63)		1:10:13 (63)		1:13:53 (60)
21	3:40	22	19	23	3:21	24	3:36	25	3:40	26	3:39	27	3:40	28	3:40	29	3:40	30	3:40
	1:17:33 (60)		1:17:52 (58)		1:21:13 (55)		1:24:49 (55)		1:28:29 (54)		1:32:08 (53)		1:35:48 (52)		1:39:28 (50)		1:43:08 (50)		1:46:48 (47)
31	3:39	32	3:41	33	3:41	34	3:35	35	3:42	36	3:39	37	3:45	38	3:44	39	3:39	40	3:38
	1:50:27 (46)		1:54:08 (45)		1:57:49 (44)		2:01:24 (43)		2:05:06 (40)		2:08:45 (39)		2:12:30 (37)		2:16:14 (33)		2:19:53 (33)		2:23:31 (30)
41	3:37	42	3:41	43	3:38		39												
	2:27:08 (29)		2:30:49 (29)		2:34:27 (28)														

29 718 Silvia ORTIZ
ECU 30 Jun 92 2:35:09

1	3:50	2	3:33	3	3:27	4	3:32	5	3:30	6	3:40	7	3:38	8	3:34	9	3:31	10	3:27
	3:50 (68)		7:23 (59)		10:50 (48)		14:22 (19)		17:52 (17)		21:32 (12)		25:10 (29)		28:44 (29)		32:15 (36)		35:42 (34)
11	3:30	12	3:37	13	3:30	14	3:40	15	3:39	16	3:40	17	3:42	18	3:36	19	3:38	20	3:39
	39:12 (35)		42:49 (33)		46:19 (37)		49:59 (37)		53:38 (38)		57:18 (37)		1:01:00 (37)		1:04:36 (37)		1:08:14 (39)		1:11:53 (38)
21	3:43	22	20	23	3:24	24	3:42	25	3:57	26	3:56	27	3:49	28	3:46	29	3:39	30	3:41
	1:15:36 (38)		1:15:56 (39)		1:19:20 (37)		1:23:02 (40)		1:26:59 (39)		1:30:55 (40)		1:34:44 (40)		1:38:30 (40)		1:42:09 (39)		1:45:50 (39)
31	3:37	32	3:41	33	3:45	34	3:40	35	3:46	36	3:44	37	3:48	38	3:53	39	3:43	40	3:48
	1:49:27 (37)		1:53:08 (37)		1:56:53 (36)		2:00:33 (35)		2:04:19 (34)		2:08:03 (32)		2:11:51 (32)		2:15:44 (31)		2:19:27 (29)		2:23:15 (29)
41	3:40	42	3:48	43	3:45		41												
	2:26:55 (28)		2:30:43 (28)		2:34:28 (29)														

RACE ANALYSIS
Marathon Women
BIB 1198 AND KM 21 INTERMEDIATE TIMES UPDATED

30	844	Natasha COCKRAM								GBR	12 Nov 92	2:35:34	SB						
1	3:48	2	3:33	3	3:27	4	3:35	5	3:30	6	3:42	7	3:36	8	3:33	9	3:30	10	3:28
	3:48 (47)		7:21 (41)		10:48 (32)		14:23 (31)		17:53 (30)		21:35 (46)		25:11 (40)		28:44 (33)		32:14 (31)		35:42 (36)
11	3:29	12	3:38	13	3:26	14	3:39	15	3:36	16	3:46	17	3:47	18	3:34	19	3:36	20	3:43
	39:11 (33)		42:49 (22)		46:15 (28)		49:54 (36)		53:30 (35)		57:16 (35)		1:01:03 (41)		1:04:37 (41)		1:08:13 (37)		1:11:56 (41)
21	3:41	22	19	23	3:24	24	3:39	25	3:48	26	3:46	27	3:54	28	3:55	29	3:39	30	3:45
	1:15:37 (41)		1:15:56 (41)		1:19:20 (39)		1:22:59 (38)		1:26:47 (38)		1:30:33 (37)		1:34:27 (37)		1:38:22 (38)		1:42:01 (38)		1:45:46 (37)
31	3:44	32	3:53	33	3:54	34	3:43	35	3:48	36	3:46	37	3:54	38	3:53	39	3:40	40	3:43
	1:49:30 (39)		1:53:23 (41)		1:57:17 (41)		2:01:00 (40)		2:04:48 (38)		2:08:34 (37)		2:12:28 (36)		2:16:21 (35)		2:20:01 (35)		2:23:44 (34)
41	3:45	42	3:44	43	3:46		35												
	2:27:29 (32)		2:31:13 (30)		2:34:59 (30)														

31	1131	Khshigsaikhan GALBADRAKH								MGL	28 Aug 90	2:35:38	SB						
1	3:45	2	3:36	3	3:27	4	3:37	5	3:28	6	3:41	7	3:37	8	3:34	9	3:35	10	3:35
	3:45 (12)		7:21 (35)		10:48 (37)		14:25 (48)		17:53 (39)		21:34 (38)		25:11 (43)		28:45 (48)		32:20 (51)		35:55 (51)
11	3:40	12	3:43	13	3:36	14	3:42	15	3:40	16	3:41	17	3:44	18	3:34	19	3:40	20	3:38
	39:35 (51)		43:18 (52)		46:54 (53)		50:36 (51)		54:16 (51)		57:57 (48)		1:01:41 (49)		1:05:15 (47)		1:08:55 (46)		1:12:33 (46)
21	3:42	22	20	23	3:23	24	3:36	25	3:44	26	3:41	27	3:45	28	3:46	29	3:39	30	3:41
	1:16:15 (44)		1:16:35 (44)		1:19:58 (44)		1:23:34 (43)		1:27:18 (42)		1:30:59 (42)		1:34:44 (39)		1:38:30 (39)		1:42:09 (40)		1:45:50 (40)
31	3:37	32	3:42	33	3:44	34	3:40	35	3:47	36	3:48	37	3:53	38	3:56	39	3:49	40	3:48
	1:49:27 (38)		1:53:09 (38)		1:56:53 (37)		2:00:33 (36)		2:04:20 (35)		2:08:08 (33)		2:12:01 (33)		2:15:57 (32)		2:19:46 (32)		2:23:34 (33)
41	3:48	42	3:53	43	3:45		38												
	2:27:22 (31)		2:31:15 (31)		2:35:00 (31)														

32	644	Zhixuan LI								CHN	23 Mar 94	2:35:48							
1	3:47	2	3:35	3	3:27	4	3:36	5	3:29	6	3:40	7	3:36	8	3:34	9	3:31	10	3:26
	3:47 (35)		7:22 (47)		10:49 (47)		14:25 (50)		17:54 (43)		21:34 (42)		25:10 (36)		28:44 (38)		32:15 (35)		35:41 (33)
11	3:30	12	3:39	13	3:29	14	3:33	15	3:33	16	3:37	17	3:40	18	3:36	19	3:41	20	3:40
	39:11 (34)		42:50 (36)		46:19 (36)		49:52 (33)		53:25 (33)		57:02 (33)		1:00:42 (34)		1:04:18 (34)		1:07:59 (34)		1:11:39 (34)
21	3:37	22	20	23	3:20	24	3:29	25	3:41	26	3:45	27	3:46	28	3:49	29	3:47	30	3:50
	1:15:16 (34)		1:15:36 (34)		1:18:56 (33)		1:22:25 (34)		1:26:06 (34)		1:29:51 (34)		1:33:37 (33)		1:37:26 (33)		1:41:13 (34)		1:45:03 (34)
31	3:45	32	3:49	33	3:49	34	3:33	35	3:47	36	3:48	37	3:57	38	4:02	39	3:56	40	4:04
	1:48:48 (34)		1:52:37 (34)		1:56:26 (34)		1:59:59 (31)		2:03:46 (30)		2:07:34 (30)		2:11:31 (31)		2:15:33 (30)		2:19:29 (30)		2:23:33 (31)
41	3:57	42	3:48	43	3:51		39												
	2:27:30 (33)		2:31:18 (32)		2:35:09 (32)														

33	667	Bojana BJELJAC								CRO	10 Apr 89	2:35:49	SB						
1	3:47	2	3:34	3	3:28	4	3:36	5	3:31	6	3:39	7	3:37	8	3:33	9	3:35	10	3:32
	3:47 (37)		7:21 (36)		10:49 (46)		14:25 (45)		17:56 (49)		21:35 (49)		25:12 (48)		28:45 (50)		32:20 (49)		35:52 (47)
11	3:30	12	3:34	13	3:30	14	3:37	15	3:35	16	3:40	17	3:41	18	3:37	19	3:38	20	3:41
	39:22 (43)		42:56 (41)		46:26 (41)		50:03 (40)		53:38 (39)		57:18 (36)		1:00:59 (35)		1:04:36 (35)		1:08:14 (40)		1:11:55 (40)
21	3:41	22	20	23	3:24	24	3:39	25	3:47	26	3:48	27	3:50	28	3:50	29	3:44	30	3:48
	1:15:36 (40)		1:15:56 (40)		1:19:20 (40)		1:22:59 (37)		1:26:46 (37)		1:30:34 (38)		1:34:24 (36)		1:38:14 (36)		1:41:58 (36)		1:45:46 (38)
31	3:45	32	3:46	33	3:47	34	3:42	35	3:49	36	3:53	37	3:53	38	3:55	39	3:44	40	3:52
	1:49:31 (40)		1:53:17 (39)		1:57:04 (39)		2:00:46 (37)		2:04:35 (36)		2:08:28 (36)		2:12:21 (34)		2:16:16 (34)		2:20:00 (34)		2:23:52 (35)
41	3:49	42	3:45	43	3:45		38												
	2:27:41 (35)		2:31:26 (33)		2:35:11 (33)														

34	1125	Cittlali CRISTIAN MOSCOTE								MEX	15 Apr 95	2:36:03							
1	3:44	2	3:34	3	3:29	4	3:34	5	3:32	6	3:39	7	3:37	8	3:34	9	3:31	10	3:23
	3:44 (5)		7:18 (3)		10:47 (5)		14:21 (4)		17:53 (19)		21:32 (11)		25:09 (12)		28:43 (8)		32:14 (30)		35:37 (28)
11	3:34	12	3:38	13	3:26	14	3:31	15	3:33	16	3:38	17	3:36	18	3:33	19	3:35	20	3:39
	39:11 (28)		42:49 (27)		46:15 (24)		49:46 (28)		53:19 (28)		56:57 (32)		1:00:33 (31)		1:04:06 (29)		1:07:41 (28)		1:11:20 (31)
21	3:41	22	19	23	3:25	24	3:37	25	3:40	26	3:41	27	3:45	28	3:50	29	3:42	30	3:48
	1:15:01 (31)		1:15:20 (31)		1:18:45 (31)		1:22:22 (31)		1:26:02 (31)		1:29:43 (32)		1:33:28 (32)		1:37:18 (32)		1:41:00 (32)		1:44:48 (33)
31	3:46	32	3:52	33	3:58	34	3:48	35	4:03	36	4:00	37	4:08	38	4:07	39	3:50	40	3:55
	1:48:34 (33)		1:52:26 (33)		1:56:24 (33)		2:00:12 (33)		2:04:15 (32)		2:08:15 (34)		2:12:23 (35)		2:16:30 (36)		2:20:20 (36)		2:24:15 (36)
41	3:51	42	3:43	43	3:35		39												
	2:28:06 (36)		2:31:49 (36)		2:35:24 (34)														

RACE ANALYSIS
Marathon Women
BIB 1198 AND KM 21 INTERMEDIATE TIMES UPDATED
35 1199 Zaida RAMOS

 PER 11 Nov 95 **2:36:23**

1	3:47	2	3:33	3	3:27	4	3:34	5	3:30	6	3:41	7	3:37	8	3:34	9	3:29	10	3:20
	3:47 (41)		7:20 (26)		10:47 (10)		14:21 (5)		17:51 (3)		21:32 (7)		25:09 (8)		28:43 (3)		32:12 (14)		35:32 (18)
11	3:48	12	3:38	13	3:25	14	3:26	15	3:26	16	3:28	17	3:31	18	3:33	19	3:34	20	3:30
	39:10 (7)		42:48 (10)		46:13 (17)		49:39 (21)		53:05 (18)		56:33 (19)		1:00:04 (15)		1:03:37 (6)		1:07:11 (12)		1:10:41 (24)
21	3:31	22	19	23	3:15	24	3:31	25	3:40	26	3:40	27	3:44	28	3:45	29	3:39	30	3:47
	1:14:12 (21)		1:14:31 (20)		1:17:46 (23)		1:21:17 (23)		1:24:57 (23)		1:28:37 (23)		1:32:21 (24)		1:36:06 (24)		1:39:45 (24)		1:43:32 (24)
31	3:46	32	3:47	33	3:55	34	3:47	35	3:59	36	3:57	37	4:04	38	4:03	39	4:03	40	4:04
	1:47:18 (24)		1:51:05 (26)		1:55:00 (26)		1:58:47 (26)		2:02:46 (26)		2:06:43 (26)		2:10:47 (28)		2:14:50 (27)		2:18:53 (27)		2:22:57 (28)
41	4:14	42	4:16	43	4:11		45												
	2:27:11 (30)		2:31:27 (34)		2:35:38 (35)														

36 603 Militsa MIRCHEVA

 BUL 24 May 94 **2:36:45** **SB**

1	3:46	2	3:35	3	3:27	4	3:36	5	3:30	6	3:41	7	3:37	8	3:33	9	3:32	10	3:30
	3:46 (32)		7:21 (34)		10:48 (33)		14:24 (42)		17:54 (45)		21:35 (48)		25:12 (50)		28:45 (46)		32:17 (42)		35:47 (40)
11	3:36	12	3:35	13	3:31	14	3:42	15	3:36	16	3:37	17	3:36	18	3:36	19	3:37	20	3:31
	39:23 (47)		42:58 (45)		46:29 (45)		50:11 (43)		53:47 (43)		57:24 (42)		1:01:00 (39)		1:04:36 (36)		1:08:13 (36)		1:11:44 (36)
21	3:33	22	19	23	3:20	24	3:29	25	3:38	26	3:40	27	3:40	28	3:43	29	3:42	30	3:40
	1:15:17 (35)		1:15:36 (35)		1:18:56 (34)		1:22:25 (33)		1:26:03 (33)		1:29:43 (33)		1:33:23 (31)		1:37:06 (31)		1:40:48 (31)		1:44:28 (31)
31	3:40	32	3:48	33	3:54	34	3:36	35	3:45	36	3:51	37	4:09	38	4:14	39	4:04	40	4:04
	1:48:08 (29)		1:51:56 (29)		1:55:50 (30)		1:59:26 (30)		2:03:11 (29)		2:07:02 (29)		2:11:11 (29)		2:15:25 (29)		2:19:29 (31)		2:23:33 (32)
41	4:01	42	4:09	43	4:14		48												
	2:27:34 (34)		2:31:43 (35)		2:35:57 (36)														

37 1271 Clementine MUKANDANGA

 RWA 8 Dec 85 **2:37:09** **SB**

1	3:49	2	3:32	3	3:28	4	3:35	5	3:30	6	3:39	7	3:38	8	3:33	9	3:33	10	3:29
	3:49 (65)		7:21 (42)		10:49 (39)		14:24 (38)		17:54 (42)		21:33 (32)		25:11 (38)		28:44 (40)		32:17 (43)		35:46 (39)
11	3:37	12	3:41	13	3:34	14	3:47	15	3:48	16	3:44	17	3:44	18	3:34	19	3:41	20	3:37
	39:23 (45)		43:04 (46)		46:38 (46)		50:25 (47)		54:13 (48)		57:57 (50)		1:01:41 (50)		1:05:15 (48)		1:08:56 (49)		1:12:33 (45)
21	3:42	22	20	23	3:23	24	3:38	25	3:44	26	3:44	27	3:40	28	3:46	29	3:40	30	3:49
	1:16:15 (47)		1:16:35 (47)		1:19:58 (48)		1:23:36 (49)		1:27:20 (46)		1:31:04 (44)		1:34:44 (42)		1:38:30 (42)		1:42:10 (41)		1:45:59 (42)
31	3:48	32	3:44	33	3:57	34	3:55	35	3:59	36	3:47	37	3:58	38	4:01	39	3:49	40	3:57
	1:49:47 (43)		1:53:31 (43)		1:57:28 (43)		2:01:23 (42)		2:05:22 (42)		2:09:09 (41)		2:13:07 (41)		2:17:08 (38)		2:20:57 (38)		2:24:54 (38)
41	3:55	42	3:57	43	3:47		36												
	2:28:49 (38)		2:32:46 (38)		2:36:33 (38)														

38 732 Marta GALIMANY

 ESP 5 Oct 85 **2:37:10** **SB**

1	3:49	2	3:34	3	3:27	4	3:36	5	3:33	6	3:37	7	3:40	8	3:31	9	3:37	10	3:36
	3:49 (63)		7:23 (60)		10:50 (55)		14:26 (56)		17:59 (55)		21:36 (57)		25:16 (60)		28:47 (58)		32:24 (57)		36:00 (57)
11	3:40	12	3:40	13	3:33	14	3:43	15	3:40	16	3:41	17	3:43	18	3:35	19	3:41	20	3:41
	39:40 (55)		43:20 (56)		46:53 (51)		50:36 (54)		54:16 (50)		57:57 (49)		1:01:40 (47)		1:05:15 (49)		1:08:56 (47)		1:12:37 (50)
21	3:38	22	20	23	3:23	24	3:36	25	3:46	26	3:45	27	3:45	28	3:46	29	3:40	30	3:44
	1:16:15 (48)		1:16:35 (47)		1:19:58 (48)		1:23:34 (44)		1:27:20 (45)		1:31:05 (45)		1:34:50 (43)		1:38:36 (43)		1:42:16 (43)		1:46:00 (43)
31	3:42	32	3:40	33	3:48	34	3:42	35	3:50	36	3:53	37	4:02	38	4:06	39	3:59	40	4:00
	1:49:42 (42)		1:53:22 (40)		1:57:10 (40)		2:00:52 (39)		2:04:42 (37)		2:08:35 (38)		2:12:37 (38)		2:16:43 (37)		2:20:42 (37)		2:24:42 (37)
41	3:55	42	3:54	43	3:57		42												
	2:28:37 (37)		2:32:31 (37)		2:36:28 (37)														

39 562 Hanne VERBRUGGEN

 BEL 27 May 93 **2:37:15**

1	3:48	2	3:34	3	3:27	4	3:36	5	3:31	6	3:38	7	3:38	8	3:33	9	3:34	10	3:33
	3:48 (51)		7:22 (44)		10:49 (42)		14:25 (44)		17:56 (48)		21:34 (41)		25:12 (45)		28:45 (51)		32:19 (47)		35:52 (46)
11	3:30	12	3:34	13	3:32	14	3:43	15	3:41	16	3:44	17	3:54	18	3:44	19	3:45	20	3:38
	39:22 (44)		42:56 (42)		46:28 (42)		50:11 (44)		53:52 (46)		57:36 (46)		1:01:30 (46)		1:05:14 (46)		1:08:59 (52)		1:12:37 (51)
21	3:39	22	20	23	3:22	24	3:36	25	3:50	26	5:08	27	3:45	28	3:54	29	3:46	30	3:54
	1:16:16 (50)		1:16:36 (50)		1:19:58 (43)		1:23:34 (42)		1:27:24 (48)		1:32:32 (55)		1:36:17 (55)		1:40:11 (55)		1:43:57 (55)		1:47:51 (55)
31	3:46	32	3:44	33	3:45	34	3:40	35	3:50	36	3:53	37	3:52	38	3:53	39	3:39	40	3:43
	1:51:37 (54)		1:55:21 (52)		1:59:06 (50)		2:02:46 (48)		2:06:36 (47)		2:10:29 (47)		2:14:21 (47)		2:18:14 (46)		2:21:53 (45)		2:25:36 (43)
41	3:41	42	3:38	43	3:41		39												
	2:29:17 (41)		2:32:55 (39)		2:36:36 (39)														

RACE ANALYSIS
Marathon Women
BIB 1198 AND KM 21 INTERMEDIATE TIMES UPDATED

40										1206										Monika JACKIEWICZ										POL										18 Dec 92										2:37:18																																					
1	3:47	2	3:34	3	3:29	4	3:36	5	3:34	6	3:36	7	3:39	8	3:33	9	3:37	10	3:35	11	3:40	12	3:40	13	3:34	14	3:42	15	3:40	16	3:42	17	3:43	18	3:34	19	3:41	20	3:37	21	3:42	22	20	23	3:23	24	3:36	25	3:46	26	3:47	27	3:55	28	3:59	29	3:49	30	3:57	31	3:48	32	3:53	33	3:53	34	3:46	35	3:56	36	3:57	37	3:57	38	3:53	39	3:48	40	3:50	41	3:50	42	3:47	43	3:36		37
	3:47 (38)		7:21 (40)		10:50 (54)		14:26 (55)		18:00 (57)		21:36 (58)		25:15 (58)		28:48 (59)		32:25 (60)		36:00 (56)		39:40 (57)		43:20 (55)		46:54 (55)		50:36 (56)		54:16 (56)		57:58 (51)		1:01:41 (51)		1:05:15 (51)		1:08:56 (48)		1:12:33 (44)		1:16:15 (45)		1:16:35 (46)		1:19:58 (47)		1:23:34 (45)		1:27:20 (44)		1:31:07 (47)		1:35:02 (47)		1:39:01 (45)		1:42:50 (46)		1:46:47 (46)		1:50:35 (47)		1:54:28 (47)		1:58:21 (47)		2:02:07 (46)		2:06:03 (45)		2:10:00 (45)		2:13:57 (45)		2:17:50 (43)		2:21:38 (43)		2:25:28 (41)								

41										524										Sarah KLEIN										AUS										19 Apr 85										2:37:31																																					
1	3:49	2	3:34	3	3:28	4	3:35	5	3:32	6	3:37	7	3:38	8	3:34	9	3:36	10	3:37	11	3:40	12	3:40	13	3:34	14	3:42	15	4:17	16	3:41	17	3:45	18	3:38	19	3:44	20	3:38	21	3:41	22	20	23	3:24	24	3:37	25	3:42	26	3:43	27	3:39	28	3:42	29	3:40	30	3:49	31	3:45	32	3:50	33	3:55	34	3:46	35	3:57	36	3:55	37	3:55	38	4:00	39	3:48	40	3:53	41	3:51	42	3:50	43	3:49		41
	3:49 (66)		7:23 (61)		10:51 (56)		14:26 (53)		17:58 (54)		21:35 (47)		25:13 (51)		28:47 (55)		32:23 (55)		36:00 (55)		39:40 (54)		43:20 (54)		46:54 (57)		50:36 (57)		54:53 (63)		58:34 (60)		1:02:19 (59)		1:05:57 (59)		1:09:44 (58)		1:13:19 (54)		1:17:00 (55)		1:17:20 (54)		1:20:44 (53)		1:24:21 (53)		1:28:03 (52)		1:31:46 (51)		1:35:25 (51)		1:39:07 (47)		1:42:47 (45)		1:46:36 (45)		1:50:21 (45)		1:54:11 (46)		1:58:06 (46)		2:01:52 (45)		2:05:49 (44)		2:09:44 (43)		2:13:39 (43)		2:17:39 (42)		2:21:27 (41)		2:25:20 (40)								

42										1105										Mokulubete Blandina MAKATISI										LES										1 Sep 95										2:37:49										SB																											
1	3:48	2	3:34	3	3:27	4	3:36	5	3:32	6	3:38	7	3:37	8	3:32	9	3:35	10	3:35	11	3:37	12	3:38	13	3:31	14	3:46	15	3:41	16	3:40	17	3:42	18	3:42	19	3:42	20	3:42	21	3:40	22	20	23	3:23	24	3:36	25	3:44	26	3:41	27	3:45	28	3:46	29	3:40	30	3:40	31	3:49	32	3:52	33	3:57	34	3:55	35	3:59	36	4:01	37	4:03	38	4:01	39	3:54	40	3:56	41	3:54	42	3:51	43	4:02		45
	3:48 (53)		7:22 (53)		10:49 (44)		14:25 (49)		17:57 (53)		21:35 (52)		25:12 (49)		28:44 (43)		32:19 (48)		35:54 (49)		39:31 (49)		43:09 (48)		46:40 (48)		50:26 (49)		54:07 (47)		57:47 (47)		1:01:29 (45)		1:05:11 (45)		1:08:53 (44)		1:12:35 (48)		1:16:15 (46)		1:16:35 (45)		1:19:58 (45)		1:23:34 (46)		1:27:18 (43)		1:30:59 (43)		1:34:44 (41)		1:38:30 (41)		1:42:10 (42)		1:45:50 (41)		1:49:39 (41)		1:53:31 (42)		1:57:28 (42)		2:01:23 (41)		2:05:22 (41)		2:09:23 (42)		2:13:26 (42)		2:17:27 (41)		2:21:21 (39)		2:25:17 (39)								

43										506										Isobel BATT-DOYLE										AUS										14 Sep 95										2:37:53																																					
1	3:46	2	3:36	3	3:28	4	3:35	5	3:29	6	3:41	7	3:37	8	3:35	9	3:36	10	3:37	11	3:39	12	3:40	13	3:34	14	3:46	15	3:40	16	3:42	17	3:45	18	3:40	19	3:44	20	3:42	21	3:47	22	21	23	3:24	24	3:39	25	3:50	26	3:46	27	3:49	28	3:55	29	3:44	30	3:48	31	3:48	32	3:51	33	3:53	34	3:48	35	3:59	36	4:01	37	4:03	38	4:01	39	3:54	40	3:56	41	3:51	42	3:52	43	3:44		40
	3:46 (31)		7:22 (52)		10:50 (50)		14:25 (51)		17:54 (47)		21:35 (45)		25:12 (46)		28:47 (54)		32:23 (52)		36:00 (54)		39:39 (53)		43:19 (53)		46:53 (52)		50:36 (52)		54:16 (52)		57:58 (55)		1:01:43 (56)		1:05:23 (56)		1:09:07 (55)		1:12:49 (53)		1:16:36 (53)		1:16:57 (52)		1:20:21 (51)		1:24:00 (51)		1:27:50 (51)		1:31:36 (50)		1:35:25 (50)		1:39:20 (49)		1:43:04 (48)		1:46:52 (48)		1:50:40 (48)		1:54:31 (48)		1:58:24 (48)		2:02:12 (47)		2:06:11 (46)		2:10:06 (46)		2:14:01 (46)		2:17:59 (44)		2:21:51 (44)		2:25:46 (44)								

44										1127										Risper GESABWA										MEX										10 Feb 89										2:38:29																																					
1	3:46	2	3:35	3	3:27	4	3:35	5	3:30	6	3:41	7	3:35	8	3:34	9	3:30	10	3:23	11	3:35	12	3:38	13	3:27	14	3:30	15	3:33	16	3:37	17	3:38	18	3:33	19	3:39	20	3:40	21	3:41	22	19	23	3:24	24	3:35	25	3:42	26	3:46	27	3:53	28	3:51	29	3:50	30	3:52	31	3:53	32	3:54	33	3:55	34	3:51	35	4:00	36	4:05	37	4:10	38	4:09	39	4:07	40	4:07	41	4:05	42	4:03	43	4:09		42
	3:46 (27)		7:21 (31)		10:48 (21)		14:23 (23)		17:53 (31)		21:34 (34)		25:09 (16)		28:43 (23)		32:13 (24)		35:36 (22)		39:11 (22)		42:49 (32)		46:16 (32)		49:46 (27)		53:19 (29)		56:56 (31)		1:00:34 (32)		1:04:07 (32)		1:07:46 (32)		1:11:26 (33)		1:15:07 (33)		1:15:26 (33)		1:18:50 (32)		1:22:25 (35)		1:26:07 (35)		1:29:53 (35)		1:33:46 (34)		1:37:37 (35)		1:41:27 (35)		1:45:19 (35)		1:49:12 (35)		1:53:06 (36)		1:57:01 (38)		2:00:52 (38)		2:04:52 (39)		2:08:57 (40)		2:13:07 (40)		2:17:16 (40)		2:21:23 (40)		2:25:30 (42)								

RACE ANALYSIS
Marathon Women
BIB 1198 AND KM 21 INTERMEDIATE TIMES UPDATED
45 1268 Irvette VAN ZYL

 RSA 5 Jul 87 **2:38:32** SB

1	3:50	2	3:32	3	3:26	4	3:36	5	3:33	6	3:38	7	3:38	8	3:34	9	3:36	10	3:36
	3:50 (71)		7:22 (50)		10:48 (34)		14:24 (35)		17:57 (52)		21:35 (51)		25:13 (52)		28:47 (56)		32:23 (54)		35:59 (52)
11	3:40	12	3:41	13	3:35	14	3:44	15	3:46	16	3:48	17	3:51	18	3:43	19	3:49	20	3:44
	39:39 (52)		43:20 (57)		46:55 (59)		50:39 (59)		54:25 (58)		58:13 (58)		1:02:04 (58)		1:05:47 (57)		1:09:36 (57)		1:13:20 (55)
21	3:49	22	20	23	3:30	24	3:42	25	3:53	26	3:52	27	3:50	28	3:51	29	3:44	30	3:51
	1:17:09 (56)		1:17:29 (55)		1:20:59 (54)		1:24:41 (54)		1:28:34 (55)		1:32:26 (54)		1:36:16 (54)		1:40:07 (54)		1:43:51 (54)		1:47:42 (53)
31	3:52	32	3:49	33	3:52	34	3:46	35	3:58	36	3:59	37	3:58	38	3:56	39	3:48	40	3:52
	1:51:34 (53)		1:55:23 (53)		1:59:15 (52)		2:03:01 (50)		2:06:59 (48)		2:10:58 (48)		2:14:56 (48)		2:18:52 (47)		2:22:40 (47)		2:26:32 (46)
41	3:46	42	3:50	43	3:46		38												
	2:30:18 (45)		2:34:08 (45)		2:37:54 (45)														

46 1109 Loreta KANČYTĖ

 LTU 20 Jul 94 **2:38:52**

1	3:49	2	3:39	3	3:38	4	3:45	5	3:44	6	3:46	7	3:46	8	3:46	9	3:49	10	3:46
	3:49 (60)		7:28 (68)		11:06 (67)		14:51 (66)		18:35 (70)		22:21 (69)		26:07 (69)		29:53 (69)		33:42 (69)		37:28 (69)
11	3:47	12	3:46	13	3:42	14	3:48	15	3:46	16	3:50	17	3:48	18	3:47	19	3:50	20	3:45
	41:15 (70)		45:01 (71)		48:43 (71)		52:31 (71)		56:17 (71)		1:00:07 (72)		1:03:55 (71)		1:07:42 (70)		1:11:32 (68)		1:15:17 (65)
21	3:46	22	20	23	3:28	24	3:42	25	3:50	26	3:46	27	3:50	28	3:49	29	3:44	30	3:50
	1:19:03 (66)		1:19:23 (65)		1:22:51 (64)		1:26:33 (63)		1:30:23 (62)		1:34:09 (62)		1:37:59 (62)		1:41:48 (61)		1:45:32 (58)		1:49:22 (57)
31	3:43	32	3:48	33	3:47	34	3:43	35	3:50	36	3:47	37	3:50	38	3:50	39	3:45	40	3:48
	1:53:05 (56)		1:56:53 (56)		2:00:40 (55)		2:04:23 (54)		2:08:13 (53)		2:12:00 (52)		2:15:50 (51)		2:19:40 (49)		2:23:25 (49)		2:27:13 (47)
41	3:41	42	3:42	43	3:38		38												
	2:30:54 (47)		2:34:36 (46)		2:38:14 (46)														

47 584 Valdilene DOS SANTOS SILVA

 BRA 18 Dec 91 **2:39:58**

1	3:49	2	3:34	3	3:28	4	3:35	5	3:34	6	3:36	7	3:37	8	3:31	9	3:35	10	3:35
	3:49 (62)		7:23 (56)		10:51 (57)		14:26 (57)		18:00 (58)		21:36 (59)		25:13 (54)		28:44 (41)		32:19 (46)		35:54 (50)
11	3:41	12	3:43	13	3:36	14	3:42	15	3:40	16	3:42	17	3:44	18	3:41	19	3:43	20	3:43
	39:35 (50)		43:18 (51)		46:54 (54)		50:36 (53)		54:16 (53)		57:58 (52)		1:01:42 (55)		1:05:23 (55)		1:09:06 (54)		1:12:49 (52)
21	3:47	22	21	23	3:31	24	3:44	25	3:52	26	3:51	27	3:54	28	3:55	29	3:50	30	3:56
	1:16:36 (52)		1:16:57 (53)		1:20:28 (52)		1:24:12 (52)		1:28:04 (53)		1:31:55 (52)		1:35:49 (53)		1:39:44 (53)		1:43:34 (53)		1:47:30 (52)
31	3:50	32	3:56	33	3:58	34	3:50	35	4:02	36	3:58	37	4:05	38	4:10	39	4:04	40	4:07
	1:51:20 (51)		1:55:16 (51)		1:59:14 (51)		2:03:04 (51)		2:07:06 (49)		2:11:04 (49)		2:15:09 (49)		2:19:19 (48)		2:23:23 (48)		2:27:30 (48)
41	3:58	42	3:59	43	3:51		40												
	2:31:28 (48)		2:35:27 (48)		2:39:18 (47)														

48 651 Deshun ZHANG

 CHN 21 Feb 96 **2:40:17**

1	3:47	2	3:35	3	3:27	4	3:35	5	3:29	6	3:41	7	3:37	8	3:33	9	3:33	10	3:19
	3:47 (42)		7:22 (51)		10:49 (40)		14:24 (37)		17:53 (27)		21:34 (43)		25:11 (39)		28:44 (45)		32:17 (41)		35:36 (26)
11	3:35	12	3:39	13	3:25	14	3:26	15	3:25	16	3:32	17	3:30	18	3:30	19	3:34	20	3:26
	39:11 (30)		42:50 (35)		46:15 (29)		49:41 (24)		53:06 (23)		56:38 (24)		1:00:08 (24)		1:03:38 (24)		1:07:12 (23)		1:10:38 (20)
21	3:34	22	19	23	3:17	24	3:36	25	3:47	26	3:44	27	3:51	28	3:55	29	3:47	30	3:56
	1:14:12 (24)		1:14:31 (22)		1:17:48 (24)		1:21:24 (25)		1:25:11 (25)		1:28:55 (25)		1:32:46 (25)		1:36:41 (27)		1:40:28 (29)		1:44:24 (29)
31	3:50	32	3:55	33	4:02	34	3:52	35	4:14	36	4:07	37	4:22	38	4:28	39	4:18	40	4:29
	1:48:14 (31)		1:52:09 (32)		1:56:11 (32)		2:00:03 (32)		2:04:17 (33)		2:08:24 (35)		2:12:46 (39)		2:17:14 (39)		2:21:32 (42)		2:26:01 (45)
41	4:25	42	4:33	43	4:31		47												
	2:30:26 (46)		2:34:59 (47)		2:39:30 (48)														

49 1135 Alina ARMAS

 NAM 10 Dec 83 **2:40:49** SB

1	3:48	2	3:36	3	3:35	4	3:46	5	3:46	6	3:46	7	3:47	8	3:41	9	3:46	10	3:46
	3:48 (46)		7:24 (65)		10:59 (64)		14:45 (65)		18:31 (66)		22:17 (66)		26:04 (68)		29:45 (68)		33:31 (68)		37:17 (68)
11	3:42	12	3:44	13	3:37	14	3:47	15	3:47	16	3:46	17	3:53	18	3:46	19	3:47	20	3:51
	40:59 (68)		44:43 (68)		48:20 (68)		52:07 (68)		55:54 (68)		59:40 (67)		1:03:33 (67)		1:07:19 (67)		1:11:06 (67)		1:14:57 (64)
21	3:47	22	21	23	3:27	24	3:39	25	3:47	26	3:51	27	3:52	28	3:51	29	3:48	30	3:52
	1:18:44 (65)		1:19:05 (64)		1:22:32 (63)		1:26:11 (61)		1:29:58 (59)		1:33:49 (59)		1:37:41 (59)		1:41:32 (56)		1:45:20 (56)		1:49:12 (56)
31	3:59	32	3:54	33	3:56	34	3:49	35	3:59	36	3:57	37	3:58	38	4:06	39	3:59	40	3:54
	1:53:11 (57)		1:57:05 (57)		2:01:01 (56)		2:04:50 (55)		2:08:49 (54)		2:12:46 (54)		2:16:44 (53)		2:20:50 (52)		2:24:49 (52)		2:28:43 (51)
41	3:48	42	3:53	43	3:47		38												
	2:32:31 (50)		2:36:24 (49)		2:40:11 (49)														

RACE ANALYSIS
Marathon Women
BIB 1198 AND KM 21 INTERMEDIATE TIMES UPDATED
50 541 Julia MAYER

 AUT 20 Jan 93 **2:41:54**

1	3:50	2	3:33	3	3:27	4	3:36	5	3:33	6	3:36	7	3:38	8	3:32	9	3:39	10	3:37
	3:50 (69)		7:23 (62)		10:50 (53)		14:26 (54)		17:59 (56)		21:35 (54)		25:13 (56)		28:45 (52)		32:24 (58)		36:01 (58)
11	3:39	12	3:41	13	3:33	14	3:43	15	3:39	16	3:42	17	3:43	18	3:34	19	3:41	20	3:38
	39:40 (58)		43:21 (59)		46:54 (58)		50:37 (58)		54:16 (57)		57:58 (53)		1:01:41 (52)		1:05:15 (50)		1:08:56 (50)		1:12:34 (47)
21	3:41	22	20	23	3:24	24	3:35	25	3:46	26	3:46	27	3:46	28	3:51	29	3:50	30	3:47
	1:16:15 (49)		1:16:35 (49)		1:19:59 (49)		1:23:34 (47)		1:27:20 (47)		1:31:06 (46)		1:34:52 (44)		1:38:43 (44)		1:42:33 (44)		1:46:20 (44)
31	3:48	32	3:55	33	3:51	34	3:51	35	3:59	36	4:01	37	4:05	38	4:11	39	4:38	40	4:53
	1:50:08 (44)		1:54:03 (44)		1:57:54 (45)		2:01:45 (44)		2:05:44 (43)		2:09:45 (44)		2:13:50 (44)		2:18:01 (45)		2:22:39 (46)		2:27:32 (49)
41	4:42	42	4:30	43	4:24		46												
	2:32:14 (49)		2:36:44 (50)		2:41:08 (50)														

51 717 Rosa CHACHA

 ECU 8 Dec 82 **2:42:00**

1	3:49	2	3:31	3	3:27	4	3:34	5	3:27	6	3:37	7	3:36	8	3:38	9	3:36	10	3:30
	3:49 (58)		7:20 (22)		10:47 (8)		14:21 (2)		17:48 (1)		21:25 (2)		25:01 (2)		28:39 (2)		32:15 (34)		35:45 (38)
11	3:33	12	3:37	13	3:31	14	3:39	15	3:36	16	3:43	17	3:43	18	3:30	19	3:36	20	3:31
	39:18 (38)		42:55 (40)		46:26 (40)		50:05 (41)		53:41 (41)		57:24 (43)		1:01:07 (42)		1:04:37 (40)		1:08:13 (35)		1:11:44 (35)
21	3:43	22	21	23	3:31	24	3:43	25	3:57	26	3:56	27	4:02	28	4:07	29	3:56	30	4:02
	1:15:27 (37)		1:15:48 (37)		1:19:19 (36)		1:23:02 (39)		1:26:59 (40)		1:30:55 (41)		1:34:57 (46)		1:39:04 (46)		1:43:00 (47)		1:47:02 (49)
31	3:58	32	4:05	33	4:11	34	4:00	35	4:15	36	4:08	37	4:17	38	4:16	39	4:06	40	4:14
	1:51:00 (49)		1:55:05 (50)		1:59:16 (53)		2:03:16 (52)		2:07:31 (51)		2:11:39 (51)		2:15:56 (52)		2:20:12 (51)		2:24:18 (50)		2:28:32 (50)
41	4:03	42	4:17	43	4:21		47												
	2:32:35 (51)		2:36:52 (51)		2:41:13 (51)														

52 585 Andreia HESSEL

 BRA 10 Aug 84 **2:42:23** **SB**

1	3:48	2	3:35	3	3:32	4	3:40	5	3:40	6	3:42	7	3:46	8	3:42	9	3:45	10	3:43
	3:48 (50)		7:23 (55)		10:55 (63)		14:35 (63)		18:15 (64)		21:57 (64)		25:43 (64)		29:25 (64)		33:10 (64)		36:53 (65)
11	3:45	12	3:43	13	3:41	14	3:45	15	3:49	16	3:51	17	3:53	18	3:43	19	3:48	20	3:49
	40:38 (64)		44:21 (64)		48:02 (64)		51:47 (65)		55:36 (65)		59:27 (65)		1:03:20 (65)		1:07:03 (65)		1:10:51 (65)		1:14:40 (62)
21	3:49	22	20	23	3:31	24	3:45	25	3:54	26	3:54	27	3:57	28	3:58	29	3:43	30	3:51
	1:18:29 (63)		1:18:49 (62)		1:22:20 (61)		1:26:05 (60)		1:29:59 (60)		1:33:53 (60)		1:37:50 (60)		1:41:48 (60)		1:45:31 (57)		1:49:22 (58)
31	3:55	32	3:56	33	4:01	34	3:55	35	3:59	36	4:06	37	4:10	38	4:12	39	3:56	40	4:06
	1:53:17 (59)		1:57:13 (59)		2:01:14 (58)		2:05:09 (57)		2:09:08 (56)		2:13:14 (55)		2:17:24 (55)		2:21:36 (54)		2:25:32 (53)		2:29:38 (53)
41	4:04	42	4:01	43	4:01		39												
	2:33:42 (52)		2:37:43 (52)		2:41:44 (52)														

53 1197 Nicolasa CONDORI

 PER 6 Dec 88 **2:42:25**

1	3:48	2	3:36	3	3:37	4	3:43	5	3:38	6	3:43	7	3:41	8	3:44	9	3:42	10	3:41
	3:48 (49)		7:24 (64)		11:01 (65)		14:44 (64)		18:22 (65)		22:05 (65)		25:46 (65)		29:30 (65)		33:12 (65)		36:53 (64)
11	3:45	12	3:44	13	3:41	14	3:52	15	3:57	16	4:03	17	4:02	18	3:54	19	3:57	20	3:58
	40:38 (65)		44:22 (65)		48:03 (65)		51:55 (66)		55:52 (67)		59:55 (68)		1:03:57 (72)		1:07:51 (72)		1:11:48 (72)		1:15:46 (69)
21	3:57	22	20	23	3:35	24	3:48	25	3:56	26	3:51	27	4:00	28	3:59	29	3:57	30	3:59
	1:19:43 (70)		1:20:03 (69)		1:23:38 (68)		1:27:26 (67)		1:31:22 (67)		1:35:13 (66)		1:39:13 (66)		1:43:12 (65)		1:47:09 (65)		1:51:08 (65)
31	3:55	32	3:57	33	3:56	34	3:49	35	3:58	36	3:55	37	3:58	38	3:56	39	3:54	40	3:56
	1:55:03 (64)		1:59:00 (64)		2:02:56 (63)		2:06:45 (61)		2:10:43 (60)		2:14:38 (61)		2:18:36 (60)		2:22:32 (59)		2:26:26 (57)		2:30:22 (57)
41	3:55	42	3:44	43	3:45		39												
	2:34:17 (54)		2:38:01 (53)		2:41:46 (53)														

54 781 Nina CHYDENIUS

 FIN 28 Jan 90 **2:42:36**

1	4:01	2	3:57	3	3:46	4	3:56	5	3:51	6	3:53	7	3:52	8	3:50	9	3:53	10	3:48
	4:01 (76)		7:58 (75)		11:44 (75)		15:40 (75)		19:31 (76)		23:24 (76)		27:16 (76)		31:06 (76)		34:59 (76)		38:47 (76)
11	3:51	12	3:50	13	3:45	14	3:52	15	3:50	16	3:56	17	3:57	18	3:53	19	3:56	20	3:51
	42:38 (76)		46:28 (76)		50:13 (76)		54:05 (75)		57:55 (75)		1:01:51 (75)		1:05:48 (75)		1:09:41 (75)		1:13:37 (75)		1:17:28 (72)
21	3:53	22	20	23	3:33	24	3:49	25	3:54	26	3:50	27	3:49	28	3:47	29	3:45	30	3:46
	1:21:21 (73)		1:21:41 (72)		1:25:14 (71)		1:29:03 (69)		1:32:57 (69)		1:36:47 (69)		1:40:36 (68)		1:44:23 (67)		1:48:08 (67)		1:51:54 (67)
31	3:47	32	3:48	33	3:46	34	3:42	35	3:50	36	3:50	37	3:59	38	3:55	39	3:54	40	3:57
	1:55:41 (66)		1:59:29 (65)		2:03:15 (64)		2:06:57 (63)		2:10:47 (61)		2:14:37 (60)		2:18:36 (59)		2:22:31 (58)		2:26:25 (56)		2:30:22 (56)
41	3:56	42	3:49	43	3:50		39												
	2:34:18 (55)		2:38:07 (54)		2:41:57 (54)														

RACE ANALYSIS
Marathon Women
BIB 1198 AND KM 21 INTERMEDIATE TIMES UPDATED
55 1460 Fortunate CHIDZIVO ZIM 16 Mar 87 2:43:28

1	3:50	2	3:38	3	3:38	4	3:45	5	3:44	6	3:46	7	3:46	8	3:47	9	3:49	10	3:45
	3:50 (70)		7:28 (69)		11:06 (68)		14:51 (69)		18:35 (68)		22:21 (70)		26:07 (70)		29:54 (70)		33:43 (70)		37:28 (70)
11	3:47	12	3:45	13	3:42	14	3:47	15	3:46	16	3:52	17	3:48	18	3:47	19	3:50	20	3:46
	41:15 (71)		45:00 (70)		48:42 (70)		52:29 (69)		56:15 (69)		1:00:07 (69)		1:03:55 (68)		1:07:42 (69)		1:11:32 (70)		1:15:18 (66)
21	3:45	22	20	23	3:29	24	3:41	25	3:51	26	3:53	27	3:58	28	4:01	29	3:57	30	3:59
	1:19:03 (67)		1:19:23 (66)		1:22:52 (66)		1:26:33 (65)		1:30:24 (65)		1:34:17 (64)		1:38:15 (64)		1:42:16 (64)		1:46:13 (64)		1:50:12 (64)
31	3:56	32	3:55	33	4:11	34	3:54	35	4:03	36	3:59	37	4:11	38	4:07	39	3:59	40	3:55
	1:54:08 (63)		1:58:03 (62)		2:02:14 (61)		2:06:08 (60)		2:10:11 (58)		2:14:10 (58)		2:18:21 (58)		2:22:28 (56)		2:26:27 (58)		2:30:22 (55)
41	4:01	42	4:00	43	4:17		48												
	2:34:23 (56)		2:38:23 (55)		2:42:40 (55)														

56 1130 Argentina VALDEPEÑAS CERNA MEX 7 Jun 81 2:43:35

1	3:49	2	3:38	3	3:38	4	3:46	5	3:44	6	3:43	7	3:45	8	3:41	9	3:43	10	3:44
	3:49 (67)		7:27 (67)		11:05 (66)		14:51 (68)		18:35 (69)		22:18 (67)		26:03 (67)		29:44 (66)		33:27 (67)		37:11 (67)
11	3:44	12	3:45	13	3:38	14	3:47	15	3:44	16	3:45	17	3:51	18	3:44	19	3:50	20	3:50
	40:55 (67)		44:40 (67)		48:18 (67)		52:05 (67)		55:49 (66)		59:34 (66)		1:03:25 (66)		1:07:09 (66)		1:10:59 (66)		1:14:49 (63)
21	3:46	22	20	23	3:31	24	3:47	25	3:50	26	3:55	27	3:57	28	3:54	29	3:52	30	3:57
	1:18:35 (64)		1:18:55 (63)		1:22:26 (62)		1:26:13 (62)		1:30:03 (61)		1:33:58 (61)		1:37:55 (61)		1:41:49 (63)		1:45:41 (61)		1:49:38 (61)
31	3:57	32	4:00	33	4:03	34	3:58	35	4:06	36	4:13	37	4:17	38	4:16	39	4:13	40	4:07
	1:53:35 (60)		1:57:35 (60)		2:01:38 (59)		2:05:36 (58)		2:09:42 (57)		2:13:55 (57)		2:18:12 (57)		2:22:28 (57)		2:26:41 (59)		2:30:48 (59)
41	4:05	42	4:02	43	3:59		41												
	2:34:53 (58)		2:38:55 (57)		2:42:54 (56)														

57 931 Katalin KOVÁCS-GARAMI HUN 27 Nov 79 2:44:02

1	3:49	2	3:38	3	3:39	4	3:45	5	3:46	6	3:45	7	3:46	8	3:46	9	3:49	10	3:48
	3:49 (64)		7:27 (66)		11:06 (69)		14:51 (70)		18:37 (71)		22:22 (71)		26:08 (71)		29:54 (71)		33:43 (71)		37:31 (72)
11	3:46	12	3:45	13	3:43	14	3:50	15	3:45	16	3:47	17	3:48	18	3:47	19	3:50	20	3:47
	41:17 (72)		45:02 (72)		48:45 (72)		52:35 (72)		56:20 (72)		1:00:07 (71)		1:03:55 (69)		1:07:42 (68)		1:11:32 (69)		1:15:19 (67)
21	3:44	22	20	23	3:29	24	3:41	25	3:50	26	3:49	27	3:50	28	3:47	29	3:44	30	3:49
	1:19:03 (68)		1:19:23 (67)		1:22:52 (65)		1:26:33 (64)		1:30:23 (63)		1:34:12 (63)		1:38:02 (63)		1:41:49 (62)		1:45:33 (59)		1:49:22 (59)
31	3:52	32	3:52	33	3:58	34	3:56	35	4:02	36	4:53	37	4:08	38	4:13	39	4:07	40	4:15
	1:53:14 (58)		1:57:06 (58)		2:01:04 (57)		2:05:00 (56)		2:09:02 (55)		2:13:55 (56)		2:18:03 (56)		2:22:16 (55)		2:26:23 (55)		2:30:38 (58)
41	4:14	42	4:12	43	4:13		45												
	2:34:52 (57)		2:39:04 (58)		2:43:17 (57)														

58 1439 Susanna SULLIVAN USA 13 May 90 2:44:24

1	3:43	2	3:35	3	3:28	4	3:35	5	3:30	6	3:34	7	3:32	8	3:26	9	3:33	10	3:35
	3:43 (3)		7:18 (4)		10:46 (3)		14:21 (3)		17:51 (2)		21:25 (1)		24:57 (1)		28:23 (1)		31:56 (1)		35:31 (1)
11	3:36	12	3:37	13	3:31	14	3:39	15	3:41	16	3:43	17	3:44	18	3:39	19	3:45	20	3:48
	39:07 (1)		42:44 (1)		46:15 (26)		49:54 (35)		53:35 (36)		57:18 (39)		1:01:02 (40)		1:04:41 (42)		1:08:26 (42)		1:12:14 (43)
21	3:46	22	21	23	3:30	24	3:43	25	3:53	26	3:54	27	3:58	28	3:55	29	3:52	30	3:58
	1:16:00 (43)		1:16:21 (43)		1:19:51 (42)		1:23:34 (48)		1:27:27 (49)		1:31:21 (48)		1:35:19 (49)		1:39:14 (48)		1:43:06 (49)		1:47:04 (50)
31	3:57	32	3:59	33	4:03	34	3:57	35	4:07	36	4:11	37	4:23	38	4:20	39	4:23	40	4:55
	1:51:01 (50)		1:55:00 (49)		1:59:03 (49)		2:03:00 (49)		2:07:07 (50)		2:11:18 (50)		2:15:41 (50)		2:20:01 (50)		2:24:24 (51)		2:29:19 (52)
41	4:34	42	4:55	43	4:46		50												
	2:33:53 (53)		2:38:48 (56)		2:43:34 (58)														

59 699 Karen EHRENREICH DEN 24 Sep 84 2:44:46

1	3:50	2	3:33	3	3:29	4	3:34	5	3:35	6	3:35	7	3:39	8	3:33	9	3:36	10	3:40
	3:50 (73)		7:23 (63)		10:52 (62)		14:26 (58)		18:01 (60)		21:36 (60)		25:15 (59)		28:48 (60)		32:24 (59)		36:04 (60)
11	3:41	12	3:44	13	3:40	14	3:47	15	3:55	16	3:49	17	3:45	18	3:41	19	3:51	20	3:54
	39:45 (62)		43:29 (62)		47:09 (62)		50:56 (62)		54:51 (61)		58:40 (62)		1:02:25 (61)		1:06:06 (60)		1:09:57 (61)		1:13:51 (59)
21	3:56	22	21	23	3:39	24	3:53	25	4:00	26	3:57	27	3:58	28	4:02	29	3:56	30	4:04
	1:17:47 (61)		1:18:08 (60)		1:21:47 (58)		1:25:40 (57)		1:29:40 (58)		1:33:37 (58)		1:37:35 (57)		1:41:37 (57)		1:45:33 (60)		1:49:37 (60)
31	4:03	32	4:05	33	4:07	34	4:05	35	4:14	36	4:09	37	4:17	38	4:18	39	4:14	40	4:08
	1:53:40 (61)		1:57:45 (61)		2:01:52 (60)		2:05:57 (59)		2:10:11 (59)		2:14:20 (59)		2:18:37 (61)		2:22:55 (60)		2:27:09 (60)		2:31:17 (60)
41	4:11	42	4:18	43	4:18		42												
	2:35:28 (60)		2:39:46 (60)		2:44:04 (59)														

RACE ANALYSIS
Marathon Women
BIB 1198 AND KM 21 INTERMEDIATE TIMES UPDATED
60 1243 Solange JESUS

 POR 7 Jan 87 **2:45:08**

1	3:45	2	3:35	3	3:27	4	3:35	5	3:31	6	3:39	7	3:37	8	3:34	9	3:30	10	3:25
	3:45 (19)		7:20 (19)		10:47 (19)		14:22 (17)		17:53 (22)		21:32 (8)		25:09 (3)		28:43 (13)		32:13 (22)		35:38 (31)
11	3:33	12	3:38	13	3:27	14	3:30	15	3:34	16	3:36	17	3:37	18	3:33	19	3:35	20	3:35
	39:11 (25)		42:49 (16)		46:16 (30)		49:46 (30)		53:20 (30)		56:56 (30)		1:00:33 (28)		1:04:06 (31)		1:07:41 (29)		1:11:16 (27)
21	3:37	22	19	23	3:20	24	3:34	25	3:44	26	3:46	27	5:19	28	4:43	29	3:55	30	4:16
	1:14:53 (29)		1:15:12 (29)		1:18:32 (29)		1:22:06 (29)		1:25:50 (29)		1:29:36 (30)		1:34:55 (45)		1:39:38 (52)		1:43:33 (52)		1:47:49 (54)
31	4:39	32	3:50	33	3:52	34	3:51	35	3:59	36	4:31	37	4:44	38	4:13	39	4:08	40	4:33
	1:52:28 (55)		1:56:18 (55)		2:00:10 (54)		2:04:01 (53)		2:08:00 (52)		2:12:31 (53)		2:17:15 (54)		2:21:28 (53)		2:25:36 (54)		2:30:09 (54)
41	4:47	42	4:27	43	5:00		45												
	2:34:56 (59)		2:39:23 (59)		2:44:23 (60)														

61 610 Sasha GOLLISH

 CAN 27 Dec 81 **2:45:09** **SB**

1	3:54	2	3:48	3	3:47	4	3:52	5	3:48	6	3:53	7	3:47	8	3:47	9	3:47	10	3:48
	3:54 (74)		7:42 (73)		11:29 (73)		15:21 (73)		19:09 (74)		23:02 (74)		26:49 (74)		30:36 (74)		34:23 (73)		38:11 (73)
11	3:52	12	3:50	13	3:47	14	3:53	15	3:50	16	3:52	17	3:53	18	3:53	19	3:52	20	3:50
	42:03 (73)		45:53 (73)		49:40 (73)		53:33 (73)		57:23 (73)		1:01:15 (73)		1:05:08 (73)		1:09:01 (73)		1:12:53 (73)		1:16:43 (70)
21	3:49	22	21	23	3:31	24	3:48	25	3:55	26	3:54	27	3:56	28	3:55	29	3:53	30	3:55
	1:20:32 (71)		1:20:53 (70)		1:24:24 (69)		1:28:12 (68)		1:32:07 (68)		1:36:01 (68)		1:39:57 (67)		1:43:52 (66)		1:47:45 (66)		1:51:40 (66)
31	3:55	32	3:59	33	4:00	34	3:58	35	4:07	36	4:11	37	4:08	38	4:10	39	4:10	40	4:14
	1:55:35 (65)		1:59:34 (66)		2:03:34 (65)		2:07:32 (64)		2:11:39 (63)		2:15:50 (63)		2:19:58 (62)		2:24:08 (61)		2:28:18 (61)		2:32:32 (61)
41	4:08	42	4:02	43	3:48		39												
	2:36:40 (61)		2:40:42 (61)		2:44:30 (61)														

62 1198 Aydee LOAYZA HUAMAN

 PER 5 Dec 94 **2:45:40**

1	3:49	2	3:33	3	3:27	4	3:37	5	3:28	6	3:40	7	3:36	8	3:34	9	3:32	10	3:32
	3:49 (55)		7:22 (77)		10:49 (77)		14:26 (77)		17:54 (41)		21:34 (33)		25:10 (17)		28:44 (25)		32:16 (37)		35:48 (42)
11	3:33	12	3:36	13	3:32	14	3:41	15	3:38	16	3:45	17	4:08	18	3:36	19	3:49	20	3:47
	39:21 (41)		42:57 (43)		46:29 (43)		50:10 (42)		53:48 (44)		57:33 (44)		1:01:41 (48)		1:05:17 (52)		1:09:06 (53)		1:12:53 (75)
21	3:49	22	21	23	3:34	24	3:48	25	3:52	26	3:51	27	3:57	28	4:37	29	3:42	30	3:41
	1:16:42 (54)		1:17:03 (75)		1:20:37 (74)		1:24:25 (72)		1:28:17 (72)		1:32:08 (72)		1:36:05 (71)		1:40:42 (70)		1:44:24 (70)		1:48:05 (70)
31	3:36	32	3:35	33	3:38	34	3:37	35	3:45	36	3:45	37	3:47	38	3:49	39	3:43	40	11:38
	1:51:41 (69)		1:55:16 (69)		1:58:54 (68)		2:02:31 (67)		2:06:16 (66)		2:10:01 (66)		2:13:48 (66)		2:17:37 (65)		2:21:20 (65)		2:32:58 (65)
41	4:02	42	3:58	43	4:00		42												
	2:37:00 (65)		2:40:58 (65)		2:44:58 (65)														

63 1279 Neja KRŠINAR

 SLO 27 Mar 91 **2:46:55** **SB**

1	4:00	2	3:53	3	3:48	4	3:56	5	3:51	6	3:54	7	3:53	8	3:51	9	3:52	10	3:47
	4:00 (75)		7:53 (74)		11:41 (74)		15:37 (74)		19:28 (75)		23:22 (75)		27:15 (75)		31:06 (75)		34:58 (75)		38:45 (75)
11	3:52	12	3:51	13	3:45	14	3:51	15	3:51	16	3:55	17	3:58	18	3:53	19	3:56	20	3:51
	42:37 (75)		46:28 (75)		50:13 (75)		54:04 (74)		57:55 (74)		1:01:50 (74)		1:05:48 (74)		1:09:41 (74)		1:13:37 (74)		1:17:28 (71)
21	3:52	22	21	23	3:33	24	3:51	25	3:56	26	3:58	27	4:02	28	4:04	29	3:56	30	4:01
	1:21:20 (72)		1:21:41 (71)		1:25:14 (70)		1:29:05 (70)		1:33:01 (70)		1:36:59 (70)		1:41:01 (69)		1:45:05 (68)		1:49:01 (68)		1:53:02 (68)
31	3:57	32	4:01	33	4:01	34	3:59	35	4:03	36	4:07	37	4:12	38	4:15	39	4:08	40	4:15
	1:56:59 (67)		2:01:00 (67)		2:05:01 (66)		2:09:00 (65)		2:13:03 (64)		2:17:10 (64)		2:21:22 (64)		2:25:37 (63)		2:29:45 (63)		2:34:00 (63)
41	4:10	42	3:58	43	4:02		45												
	2:38:10 (63)		2:42:08 (62)		2:46:10 (62)														

64 595 Mirela SATURNINO DE ANDRADE

 BRA 9 Feb 91 **2:47:29**

1	3:45	2	3:35	3	3:30	4	3:34	5	3:32	6	3:40	7	3:37	8	3:33	9	3:37	10	3:38
	3:45 (18)		7:20 (24)		10:50 (49)		14:24 (43)		17:56 (51)		21:36 (56)		25:13 (57)		28:46 (53)		32:23 (53)		36:01 (59)
11	3:39	12	3:42	13	3:39	14	3:43	15	3:48	16	3:55	17	3:56	18	3:46	19	3:54	20	3:53
	39:40 (59)		43:22 (61)		47:01 (61)		50:44 (60)		54:32 (59)		58:27 (59)		1:02:23 (60)		1:06:09 (62)		1:10:03 (62)		1:13:56 (61)
21	3:53	22	21	23	3:37	24	3:53	25	4:00	26	3:56	27	4:05	28	4:06	29	3:55	30	4:07
	1:17:49 (62)		1:18:10 (61)		1:21:47 (59)		1:25:40 (58)		1:29:40 (57)		1:33:36 (57)		1:37:41 (58)		1:41:47 (58)		1:45:42 (62)		1:49:49 (62)
31	4:08	32	4:15	33	4:23	34	4:17	35	4:27	36	4:19	37	4:48	38	4:38	39	4:12	40	4:29
	1:53:57 (62)		1:58:12 (63)		2:02:35 (62)		2:06:52 (62)		2:11:19 (62)		2:15:38 (62)		2:20:26 (63)		2:25:04 (62)		2:29:16 (62)		2:33:45 (62)
41	4:17	42	4:25	43	4:15		47												
	2:38:02 (62)		2:42:27 (63)		2:46:42 (63)														

RACE ANALYSIS
Marathon Women
BIB 1198 AND KM 21 INTERMEDIATE TIMES UPDATED
65 1334 Chun-Yu TSAO

 TPE 5 Nov 91 **2:55:33**

1	4:05	2	4:07	3	4:03	4	4:11	5	4:12	6	4:16	7	4:17	8	4:12	9	4:12	10	4:10
	4:05 (77)		8:12 (76)		12:15 (76)		16:26 (76)		20:38 (77)		24:54 (77)		29:11 (77)		33:23 (77)		37:35 (77)		41:45 (77)
11	4:10	12	4:10	13	4:04	14	4:11	15	4:11	16	4:15	17	4:15	18	4:10	19	4:13	20	4:11
	45:55 (77)		50:05 (77)		54:09 (77)		58:20 (77)		1:02:31 (77)		1:06:46 (77)		1:11:01 (77)		1:15:11 (77)		1:19:24 (77)		1:23:35 (74)
21	4:09	22	4:08	23	3:49	24	4:04	25	4:09	26	4:10	27	4:14	28	4:14	29	4:08	30	4:12
	1:27:44 (75)		1:28:06 (74)		1:31:55 (73)		1:35:59 (71)		1:40:08 (71)		1:44:18 (71)		1:48:32 (70)		1:52:46 (69)		1:56:54 (69)		2:01:06 (69)
31	4:08	32	4:05	33	4:10	34	4:02	35	4:10	36	4:07	37	4:14	38	4:13	39	4:07	40	4:12
	2:05:14 (68)		2:09:19 (68)		2:13:29 (67)		2:17:31 (66)		2:21:41 (65)		2:25:48 (65)		2:30:02 (65)		2:34:15 (64)		2:38:22 (64)		2:42:34 (64)
41	4:07	42	4:02	43	4:05		45												
	2:46:41 (64)		2:50:43 (64)		2:54:48 (64)														

1250 Beverly RAMOS

 PUR 24 Aug 87 **DNF**

1	3:45	2	3:37	3	3:29	4	3:36	5	3:33	6	3:36	7	3:37	8	3:34	9	3:37	10	3:35
	3:45 (16)		7:22 (46)		10:51 (58)		14:27 (59)		18:00 (59)		21:36 (55)		25:13 (55)		28:47 (57)		32:24 (56)		35:59 (53)
11	3:41	12	3:41	13	3:38	14	3:51	15	3:53	16	3:54	17	3:57	18	4:00	19	4:12		
	39:40 (56)		43:21 (60)		46:59 (60)		50:50 (61)		54:43 (60)		58:37 (61)		1:02:34 (63)		1:06:34 (64)		1:10:46 (64)		

501 Amina BETTICHE

 ALG 14 Dec 87 **DNF**

1	3:47	2	3:35	3	3:30	4	3:43	5	3:38	6	3:41	7	3:41	8	3:36	9	3:39	10	3:38
	3:47 (44)		7:22 (44)		10:52 (60)		14:35 (62)		18:13 (63)		21:54 (63)		25:35 (63)		29:11 (63)		32:50 (63)		36:28 (63)
11	3:38	12	3:41	13	3:38	14	3:47	15	3:41	16	3:48	17	3:46	18	3:40	19	3:47	20	3:48
	40:06 (63)		43:47 (63)		47:25 (63)		51:12 (63)		54:53 (62)		58:41 (63)		1:02:27 (62)		1:06:07 (61)		1:09:54 (60)		1:13:42 (58)
21	3:45	22	4:00	23	3:33	24	3:51	25	4:04	26	4:06	27	4:12	28	4:14	29	4:02	30	4:14
	1:17:27 (58)		1:17:47 (57)		1:21:20 (56)		1:25:11 (56)		1:29:15 (56)		1:33:21 (56)		1:37:33 (56)		1:41:47 (59)		1:45:49 (63)		1:50:03 (63)

1066 Zhanna MAMAZHANOVA

 KAZ 26 Jan 94 **DNF**

1	3:47	2	3:33	3	3:27	4	3:35	5	3:31	6	3:41	7	3:36	8	3:34	9	3:33	10	3:30
	3:47 (34)		7:20 (18)		10:47 (11)		14:22 (15)		17:53 (23)		21:34 (37)		25:10 (37)		28:44 (42)		32:17 (44)		35:47 (41)
11	3:34	12	3:36	13	3:32	14	3:43	15	3:39	16	3:43	17	3:44	18	3:47	19	3:49	20	3:42
	39:21 (42)		42:57 (44)		46:29 (44)		50:12 (45)		53:51 (45)		57:34 (45)		1:01:18 (44)		1:05:05 (44)		1:08:54 (45)		1:12:36 (49)
21	3:42	22	4:00	23	3:25	24	3:41	25	3:50	26	3:52	27	3:54	28	4:11	29	3:44	30	4:11
	1:16:18 (51)		1:16:37 (51)		1:20:02 (50)		1:23:43 (50)		1:27:33 (50)		1:31:25 (49)		1:35:19 (48)		1:39:30 (51)		1:43:14 (51)		1:47:25 (51)
31	3:55	32	4:24																
	1:51:20 (52)		1:55:44 (54)																

1343 Yayla GÖNEN

 TUR 1 Mar 97 **DNF**

1	3:49	2	3:34	3	3:29	4	3:42	5	3:34	6	3:39	7	3:36	8	3:35	9	3:38	10	3:35
	3:49 (59)		7:23 (57)		10:52 (59)		14:34 (60)		18:08 (61)		21:47 (61)		25:23 (62)		28:58 (61)		32:36 (62)		36:11 (62)
11	3:32	12	3:38	13	3:33	14	3:42	15	3:40	16	3:42	17	3:43	18	3:36	19	3:41		
	39:43 (61)		43:21 (58)		46:54 (56)		50:36 (55)		54:16 (54)		57:58 (54)		1:01:41 (53)		1:05:17 (53)		1:08:58 (51)		

740 Fatima Azzahraa OUHADDU NAFIE

 ESP 30 Aug 93 **DNF**

1	3:48	2	3:35	3	3:27	4	3:35	5	3:31	6	3:39	7	3:38	8	3:32	9	3:35	10	3:34
	3:48 (54)		7:23 (58)		10:50 (52)		14:25 (47)		17:56 (50)		21:35 (53)		25:13 (53)		28:45 (49)		32:20 (50)		35:54 (48)
11	3:37	12	3:39	13	3:37	14	3:45	15	3:44	16	3:42	17	3:44	18	3:41	19	3:57	20	4:04
	39:31 (48)		43:10 (49)		46:47 (50)		50:32 (50)		54:16 (55)		57:58 (56)		1:01:42 (54)		1:05:23 (54)		1:09:20 (56)		1:13:24 (56)
21	4:08	22	4:00	23	3:55	24	4:11	25	4:23	26	5:09								
	1:17:32 (59)		1:17:54 (59)		1:21:49 (60)		1:26:00 (59)		1:30:23 (64)		1:35:32 (67)								

1132 Adrijana POP ARSOVA

 MKD 18 Jan 90 **DNF**

1	3:50	2	3:39	3	3:44	4	3:46	5	3:50	6	3:56	7	3:55	8	3:54	9	3:53	10	3:56
	3:50 (72)		7:29 (71)		11:13 (72)		14:59 (72)		18:49 (73)		22:45 (73)		26:40 (73)		30:34 (73)		34:27 (74)		38:23 (74)
11	3:55	12	3:59	13	3:53	14	3:57	15	4:06	16	4:11	17	4:09	18	4:08	19	4:08	20	5:20
	42:18 (74)		46:17 (74)		50:10 (74)		54:07 (76)		58:13 (76)		1:02:24 (76)		1:06:33 (76)		1:10:41 (76)		1:14:49 (76)		1:20:09 (73)
21	4:09	22	4:00	23	3:56														
	1:24:18 (74)		1:24:41 (73)		1:28:37 (72)														

1216 Aleksandra LISOWSKA

 POL 12 Dec 90 **DNF**

1	3:49	2	3:33	3	3:26	4	3:36	5	3:30	6	3:41	7	3:37	8	3:32	9	3:32	10	3:28
	3:49 (57)		7:22 (49)		10:48 (35)		14:24 (40)		17:54 (44)		21:35 (50)		25:12 (47)		28:44 (39)		32:16 (39)		35:44 (37)
11	3:31	12	3:35	13	3:27	14	3:32	15	3:31	16	3:36	17	3:37	18	3:33	19	3:35	20	3:35
	39:15 (37)		42:50 (34)		46:17 (34)		49:49 (31)		53:20 (32)		56:56 (28)		1:00:33 (30)		1:04:06 (30)		1:07:41 (31)		1:11:16 (30)
21	3:37	22	3:19	23	3:19	24	3:32	25	3:39	26	3:41	27	3:41	28	3:41	29	3:38	30	3:49
	1:14:53 (30)		1:15:12 (30)		1:18:31 (28)		1:22:03 (28)		1:25:42 (28)		1:29:23 (28)		1:33:04 (29)		1:36:45 (29)		1:40:23 (27)		1:44:12 (28)
31	3:57	32	3:57	33	3:56														
	1:48:09 (30)		1:52:06 (30)		1:56:02 (31)														

RACE ANALYSIS
Marathon Women

BIB 1198 AND KM 21 INTERMEDIATE TIMES UPDATED

715 Andrea Paola BONILLA										ECU	5 Dec 86	DNF							
1	3:49	2	3:40	3	3:43	4	3:47	5	3:45	6	3:47	7	3:43	8	3:45	9	3:44	10	3:45
	3:49 (61)		7:29 (72)		11:12 (71)		14:59 (71)		18:44 (72)		22:31 (72)		26:14 (72)		29:59 (72)		33:43 (72)		37:28 (71)
11	3:47	12	3:45	13	3:42	14	3:48	15	3:46	16	3:51	17	3:48	18	3:48	19	3:49	20	3:47
	41:15 (69)		45:00 (69)		48:42 (69)		52:30 (70)		56:16 (70)		1:00:07 (70)		1:03:55 (70)		1:07:43 (71)		1:11:32 (71)		1:15:19 (68)
21	3:45	22	20	23	3:28	24	3:42	25	3:51	26	4:10	27	4:24						
	1:19:04 (69)		1:19:24 (68)		1:22:52 (67)		1:26:34 (66)		1:30:25 (66)		1:34:35 (65)		1:38:59 (65)						

600 Rose CHELIMO										BRN	12 Jul 89	DNF							
1	3:43	2	3:36	3	3:29	4	3:34	5	3:31	6	3:40	7	3:36	8	3:34	9	3:29	10	3:20
	3:43 (4)		7:19 (11)		10:48 (22)		14:22 (11)		17:53 (20)		21:33 (17)		25:09 (15)		28:43 (18)		32:12 (13)		35:32 (6)
11	3:38	12	3:39	13	3:23	14	3:19	15	3:25	16	3:36	17	3:32	18	3:34	19	3:34	20	3:29
	39:10 (14)		42:49 (15)		46:12 (11)		49:31 (14)		52:56 (13)		56:32 (14)		1:00:04 (7)		1:03:38 (16)		1:07:12 (24)		1:10:41 (23)
21	3:33	22	19																
	1:14:14 (26)		1:14:33 (26)																

550 Cavatine NAHIMANA										BDI	14 Jan 97	DNF							
1	3:49	2	3:33	3	3:27	4	3:35	5	3:29	6	3:40	7	3:37	8	3:34	9	3:32	10	3:32
	3:49 (56)		7:22 (45)		10:49 (43)		14:24 (36)		17:53 (33)		21:33 (30)		25:10 (33)		28:44 (35)		32:16 (38)		35:48 (43)
11	3:35	12	3:42	13	3:33	14	3:47	15	3:48	16	3:52	17	3:58	18	3:45	19	3:58	20	3:56
	39:23 (46)		43:05 (47)		46:38 (47)		50:25 (48)		54:13 (49)		58:05 (57)		1:02:03 (57)		1:05:48 (58)		1:09:46 (59)		1:13:42 (57)
21	3:41	22	20	23	3:44														
	1:17:23 (57)		1:17:43 (56)		1:21:27 (57)														

1090 Shyline Jepkorir TOROITICH										KEN	20 Oct 94	DNF							
1	3:46	2	3:35	3	3:27	4	3:35	5	3:30	6	3:40	7	3:37	8	3:34	9	3:28	10	3:20
	3:46 (24)		7:21 (29)		10:48 (29)		14:23 (25)		17:53 (24)		21:33 (24)		25:10 (24)		28:44 (28)		32:12 (19)		35:32 (19)
11	3:39	12	3:38	13	3:24	14	3:17	15	3:26	16	3:36	17	3:32	18	3:34	19	3:33	20	3:25
	39:11 (23)		42:49 (14)		46:13 (16)		49:30 (10)		52:56 (8)		56:32 (13)		1:00:04 (19)		1:03:38 (23)		1:07:11 (17)		1:10:36 (13)
21	3:35	22	19	23	3:13	24	3:18	25	3:31	26	3:22	27	3:33	28	3:32	29	3:29	30	3:42
	1:14:11 (12)		1:14:30 (15)		1:17:43 (13)		1:21:01 (9)		1:24:32 (13)		1:27:54 (13)		1:31:27 (15)		1:34:59 (15)		1:38:28 (15)		1:42:10 (17)
31	3:45	32	3:41	33	3:53	34	3:47	35	4:01	36	3:56	37	4:12						
	1:45:55 (17)		1:49:36 (18)		1:53:29 (18)		1:57:16 (18)		2:01:17 (18)		2:05:13 (19)		2:09:25 (22)						

761 Tsehay GEMECHU										ETH	12 Dec 98	DNF							
1	3:47	2	3:33	3	3:27	4	3:36	5	3:29	6	3:41	7	3:37	8	3:33	9	3:28	10	3:20
	3:47 (39)		7:20 (17)		10:47 (20)		14:23 (24)		17:52 (13)		21:33 (28)		25:10 (30)		28:43 (7)		32:11 (2)		35:31 (3)
11	3:39	12	3:38	13	3:24	14	3:17	15	3:27	16	3:35	17	3:32	18	3:34	19	3:33	20	3:25
	39:10 (8)		42:48 (11)		46:12 (2)		49:29 (1)		52:56 (11)		56:31 (6)		1:00:03 (2)		1:03:37 (2)		1:07:10 (2)		1:10:35 (2)
21	3:36	22	19	23	3:13	24	3:17	25	3:31	26	3:20	27	3:19	28	3:19	29	3:20	30	3:15
	1:14:11 (4)		1:14:30 (4)		1:17:43 (10)		1:21:00 (4)		1:24:31 (6)		1:27:51 (3)		1:31:10 (2)		1:34:29 (2)		1:37:49 (1)		1:41:04 (2)
31	3:23	32	3:14	33	3:18	34	3:13												
	1:44:27 (2)		1:47:41 (2)		1:50:59 (2)		1:54:12 (4)												

1347 Alia SAEED MOHAMMED UAE 18 May 91 DNS

RESULTS



3000 Metres Steeplechase Women - Final

RECORDS	RESULT	NAME	COUNTRY	AGE	VENUE	DATE
World Record WR	8:44.32	Beatrice CHEPKOECH	KEN	27	Monaco (MON)	20 Jul 2018
Championships Record CR	8:53.02	Norah JERUTO	KAZ	27	Eugene, OR (USA)	20 Jul 2022
World Leading WL	8:54.29	Winfred Mutile YAVI	BRN	24	Budapest	27 Aug 2023
Area Record AR		National Record NR		Personal Best PB		Season Best SB

27 August 2023 21:05 START TIME
29° C TEMPERATURE 49 % HUMIDITY

PLACE	BIB	NAME	COUNTRY	DATE OF BIRTH	ORDER	RESULT	
1	602	Winfred Mutile YAVI	BRN	31 Dec 99	5	8:54.29	WL
2	1072	Beatrice CHEPKOECH	KEN	6 Jul 91	13	8:58.98	SB
3	1074	Faith CHEROTICH	KEN	13 Jul 04	7	9:00.69	PB
4	774	Zerfe WONDEMAGEGN	ETH	26 Oct 02	14	9:05.51	
5	810	Alice FINOT	FRA	9 Feb 91	15	9:06.15	NR
6	1281	Maruša MIŠMAŠ ZRIMŠEK	SLO	24 Oct 94	10	9:06.37	NR
7	1350	Peruth CHEMUTAI	UGA	10 Jul 99	1	9:10.26	SB
8	500	Luiza GEGA	ALB	5 Nov 88	8	9:10.27	SB
9	1073	Jackline CHEPKOECH	KEN	3 Oct 03	2	9:14.72	
10	1340	Marwa BOUZAYANI	TUN	26 Mar 97	4	9:15.07	
11	954	Parul CHAUDHARY	IND	15 Apr 95	9	9:15.31	NR
12	769	Lomi MULETA	ETH	29 Nov 01	3	9:15.36	
13	757	Sembo ALMAYEW	ETH	24 Jan 05	11	9:18.25	
14	878	Olivia GÜRTH	GER	31 May 02	6	9:20.08	PB
15	1443	Courtney WAYMENT	USA	4 Aug 98	12	9:25.90	

INTERMEDIATE TIMES

100 m	16.56	Beatrice CHEPKOECH	200 m	Parul CHAUDHARY	
300 m	51.99	Beatrice CHEPKOECH	400 m	1:10.05	Beatrice CHEPKOECH
500 m	1:28.43	Beatrice CHEPKOECH	600 m	1:46.67	Beatrice CHEPKOECH
700 m	2:04.74	Beatrice CHEPKOECH	800 m	2:22.91	Beatrice CHEPKOECH
900 m	2:41.09	Beatrice CHEPKOECH	1000 m	2:58.90	Beatrice CHEPKOECH
1100 m	3:16.59	Beatrice CHEPKOECH	1200 m	3:34.58	Beatrice CHEPKOECH
1300 m	3:53.37	Peruth CHEMUTAI	1400 m	4:10.14	Beatrice CHEPKOECH
1500 m	4:27.74	Beatrice CHEPKOECH	1600 m	4:45.29	Beatrice CHEPKOECH
1700 m	5:03.33	Beatrice CHEPKOECH	1800 m	5:21.22	Beatrice CHEPKOECH
1900 m	5:39.48	Beatrice CHEPKOECH	2000 m	5:57.75	Beatrice CHEPKOECH
2100 m	6:16.51	Beatrice CHEPKOECH	2200 m	6:34.74	Beatrice CHEPKOECH
2300 m	6:52.73	Beatrice CHEPKOECH	2400 m	7:10.61	Beatrice CHEPKOECH
2500 m	7:27.05	Jackline CHEPKOECH	2600 m	7:45.65	Winfred Mutile YAVI
2700 m	8:02.43	Winfred Mutile YAVI	2800 m	8:20.29	Winfred Mutile YAVI
2900 m	8:37.81	Winfred Mutile YAVI			

ALL-TIME OUTDOOR TOP LIST

RESULT	NAME	VENUE	DATE
8:44.32	Beatrice CHEPKOECH (KEN)	Monaco (MON)	20 Jul 18
8:52.78	Ruth JEBET (BRN)	Paris (FRA)	27 Aug 16
8:53.02	Norah JERUTO (KAZ)	Eugene, OR (USA)	20 Jul 22
8:54.29	Winfred Mutile YAVI (BRN)	Budapest	27 Aug 23
8:54.61	Werkuha GETACHEW (ETH)	Eugene, OR (USA)	20 Jul 22
8:56.08	Mekides ABEBE (ETH)	Eugene, OR (USA)	20 Jul 22
8:57.35	Jackline CHEPKOECH (KEN)	London (GBR)	23 Jul 23
8:57.77	Courtney FRERICH (USA)	Eugene, OR (USA)	21 Aug 21
8:58.78	Celliphine Chepteek CHESPOL (KEN)	Eugene, OR (USA)	26 May 17
8:58.81	Gulnara GALKINA (RUS)	Beijing (CHN)	17 Aug 08

2023 OUTDOOR TOP LIST

RESULT	NAME	VENUE	2023
8:54.29	Winfred Mutile YAVI (BRN)	Budapest	27 Aug
8:57.35	Jackline CHEPKOECH (KEN)	London (GBR)	23 Jul
8:58.98	Beatrice CHEPKOECH (KEN)	Budapest	27 Aug
9:00.69	Faith CHEROTICH (KEN)	Budapest	27 Aug
9:00.71	Sembo ALMAYEW (ETH)	Firenze (ITA)	2 Jun
9:04.61	Zerfe WONDEMAGEGN (ETH)	Firenze (ITA)	2 Jun
9:06.15	Alice FINOT (FRA)	Budapest	27 Aug
9:06.37	Maruša MIŠMAŠ ZRIMŠEK (SLO)	Budapest	27 Aug
9:10.26	Peruth CHEMUTAI (UGA)	Budapest	27 Aug
9:10.27	Luiza GEGA (ALB)	Budapest	27 Aug

RACE ANALYSIS



3000 Metres Steeplechase Women - Final

27 August 2023 21:05 START TIME 29° C 49 %
TEMPERATURE HUMIDITY

1	100 m	2	200 m	3	300 m	4	400 m	5	500 m	6	600 m	7	700 m	8	800 m	9	900 m	10	1000 m
11	1100 m	12	1200 m	13	1300 m	14	1400 m	15	1500 m	16	1600 m	17	1700 m	18	1800 m	19	1900 m	20	2000 m
21	2100 m	22	2200 m	23	2300 m	24	2400 m	25	2500 m	26	2600 m	27	2700 m	28	2800 m	29	2900 m		

1 602 Winfred Mutile YAVI										BRN 31 Dec 99										8:54.29 ^{WL}
1	17.71	2	17.46	3	17.63	4	17.99	5	18.79	6	17.78	7	18.07	8	18.22	9	18.44	10	17.50	
	17.71 (9)		35.17 (7)		52.80 (5)		1:10.79 (5)		1:29.58 (6)		1:47.36 (5)		2:05.43 (5)		2:23.65 (5)		2:42.09 (5)		2:59.59 (5)	
11	17.42	12	18.09	13	18.58	14	17.15	15	17.43	16	17.75	17	17.97	18	17.64	19	18.16	20	18.33	
	3:17.01 (3)		3:35.10 (3)		3:53.68 (2)		4:10.83 (3)		4:28.26 (3)		4:46.01 (2)		5:03.98 (2)		5:21.62 (2)		5:39.78 (2)		5:58.11 (2)	
21	18.67	22	18.18	23	18.01	24	18.09	25	17.90	26	16.69	27	16.78	28	17.86	29	17.52		16.48	
	6:16.78 (2)		6:34.96 (2)		6:52.97 (2)		7:11.06 (2)		7:28.96 (3)		7:45.65 (1)		8:02.43 (1)		8:20.29 (1)		8:37.81 (1)			

2 1072 Beatrice CHEPKOECH										KEN 6 Jul 91										8:58.98 ^{SB}
1	16.56	2	17.59	3	17.84	4	18.06	5	18.38	6	18.24	7	18.07	8	18.17	9	18.18	10	17.81	
	16.56 (1)		34.15 (2)		51.99 (1)		1:10.05 (1)		1:28.43 (1)		1:46.67 (1)		2:04.74 (1)		2:22.91 (1)		2:41.09 (1)		2:58.90 (1)	
11	17.69	12	17.99	13	21.62	14	13.94	15	17.60	16	17.55	17	18.04	18	17.89	19	18.26	20	18.27	
	3:16.59 (1)		3:34.58 (1)		3:56.20 (10)		4:10.14 (1)		4:27.74 (1)		4:45.29 (1)		5:03.33 (1)		5:21.22 (1)		5:39.48 (1)		5:57.75 (1)	
21	18.76	22	18.23	23	17.99	24	17.88	25	18.00	26	17.07	27	17.49	28	17.89	29	19.13		18.79	
	6:16.51 (1)		6:34.74 (1)		6:52.73 (1)		7:10.61 (1)		7:28.61 (2)		7:45.68 (2)		8:03.17 (2)		8:21.06 (2)		8:40.19 (2)			

3 1074 Faith CHEROTICH										KEN 13 Jul 04										9:00.69 ^{PB}
1	16.88	2	17.53	3	17.95	4	18.12	5	18.22	6	18.35	7	18.22	8	17.98	9	18.20	10	17.79	
	16.88 (3)		34.41 (4)		52.36 (3)		1:10.48 (4)		1:28.70 (3)		1:47.05 (3)		2:05.27 (4)		2:23.25 (3)		2:41.45 (2)		2:59.24 (2)	
11	17.73	12	17.84	13	20.22	14	15.59	15	17.63	16	17.89	17	17.96	18	17.92	19	18.45	20	18.10	
	3:16.97 (2)		3:34.81 (2)		3:55.03 (6)		4:10.62 (2)		4:28.25 (2)		4:46.14 (3)		5:04.10 (3)		5:22.02 (3)		5:40.47 (3)		5:58.57 (3)	
21	18.87	22	18.54	23	18.31	24	18.52	25	18.59	26	18.69	27	17.96	28	18.21	29	18.03		16.40	
	6:17.44 (3)		6:35.98 (3)		6:54.29 (3)		7:12.81 (3)		7:31.40 (4)		7:50.09 (3)		8:08.05 (3)		8:26.26 (3)		8:44.29 (3)			

4 774 Zerfe WONDEMEGEGN										ETH 26 Oct 02										9:05.51
1	17.49	2	17.58	3	17.98	4	18.06	5	18.91	6	18.04	7	18.27	8	18.12	9	18.36	10	17.72	
	17.49 (7)		35.07 (6)		53.05 (6)		1:11.11 (7)		1:30.02 (8)		1:48.06 (8)		2:06.33 (8)		2:24.45 (8)		2:42.81 (9)		3:00.53 (8)	
11	17.89	12	17.96	13	18.60	14	18.19	15	17.64	16	18.31	17	18.23	18	18.06	19	18.26	20	18.47	
	3:18.42 (8)		3:36.38 (7)		3:54.98 (5)		4:13.17 (7)		4:30.81 (7)		4:49.12 (7)		5:07.35 (5)		5:25.41 (5)		5:43.67 (5)		6:02.14 (5)	
21	19.00	22	18.49	23	18.41	24	18.30	25	18.39	26	17.49	27	17.71	28	32.79	29	4.73		18.06	
	6:21.14 (5)		6:39.63 (5)		6:58.04 (5)		7:16.34 (5)		7:34.73 (5)		7:52.22 (4)		8:09.93 (4)		8:42.72 (13)		8:47.45 (4)			

5 810 Alice FINOT										FRA 9 Feb 91										9:06.15 ^{NR}
1	17.55	2	18.19	3	18.28	4	17.90	5	18.54	6	18.22	7	18.53	8	18.47	9	18.38	10	18.20	
	17.55 (8)		35.74 (13)		54.02 (13)		1:11.92 (11)		1:30.46 (11)		1:48.68 (11)		2:07.21 (12)		2:25.68 (13)		2:44.06 (13)		3:02.26 (13)	
11	18.37	12	18.10	13	18.72	14	18.64	15	18.65	16	18.42	17	18.87	18	18.53	19	18.45	20	18.39	
	3:20.63 (13)		3:38.73 (13)		3:57.45 (13)		4:16.09 (13)		4:34.74 (13)		4:53.16 (12)		5:12.03 (12)		5:30.56 (13)		5:49.01 (12)		6:07.40 (12)	
21	18.88	22	18.58	23	18.33	24	18.39	25	18.60	26	17.98	27	17.49	28	17.25	29	17.40		15.85	
	6:26.28 (12)		6:44.86 (11)		7:03.19 (11)		7:21.58 (10)		7:40.18 (10)		7:58.16 (10)		8:15.65 (7)		8:32.90 (6)		8:50.30 (6)			

6 1281 Maruša MIŠMAŠ ZRIMŠEK										SLO 24 Oct 94										9:06.37 ^{NR}
1	17.46	2	17.85	3	18.10	4	18.21	5	18.62	6	18.26	7	18.35	8	18.17	9	18.31	10	17.98	
	17.46 (6)		35.31 (9)		53.41 (8)		1:11.62 (10)		1:30.24 (10)		1:48.50 (10)		2:06.85 (10)		2:25.02 (10)		2:43.33 (10)		3:01.31 (10)	
11	17.84	12	18.20	13	18.66	14	18.23	15	17.97	16	18.39	17	18.49	18	18.28	19	18.32	20	18.30	
	3:19.15 (10)		3:37.35 (10)		3:56.01 (9)		4:14.24 (10)		4:32.21 (9)		4:50.60 (9)		5:09.09 (8)		5:27.37 (8)		5:45.69 (8)		6:03.99 (8)	
21	18.97	22	18.50	23	18.42	24	18.32	25	18.64	26	18.03	27	18.12	28	18.05	29	18.45		16.88	
	6:22.96 (8)		6:41.46 (8)		6:59.88 (7)		7:18.20 (6)		7:36.84 (7)		7:54.87 (6)		8:12.99 (5)		8:31.04 (4)		8:49.49 (5)			

7 1350 Peruth CHEMUTAI										UGA 10 Jul 99										9:10.26 ^{SB}
1	17.10	2	17.46	3	17.96	4	17.94	5	18.43	6	18.23	7	18.12	8	18.11	9	18.37	10	17.72	
	17.10 (4)		34.56 (5)		52.52 (4)		1:10.46 (3)		1:28.89 (4)		1:47.12 (4)		2:05.24 (3)		2:23.35 (4)		2:41.72 (4)		2:59.44 (4)	
11	17.65	12	18.11	13	18.17	14	17.91	15	17.49	16	19.60	17	16.66	18	18.26	19	18.26	20	18.50	
	3:17.09 (4)		3:35.20 (4)		3:53.37 (1)		4:11.28 (4)		4:28.77 (4)		4:48.37 (4)		5:05.03 (4)		5:23.29 (4)		5:41.55 (4)		6:00.05 (4)	
21	18.79	22	18.82	23	19.03	24	18.78	25	19.67	26	18.94	27	19.11	28	19.57	29	19.45		18.05	
	6:18.84 (4)		6:37.66 (4)		6:56.69 (4)		7:15.47 (4)		7:35.14 (6)		7:54.08 (5)		8:13.19 (6)		8:32.76 (5)		8:52.21 (7)			

RACE ANALYSIS
3000 Metres Steeplechase Women - Final

8 500 Luiza GEGA										ALB 5 Nov 88 9:10.27 ^{SB}																													
1	19.49	2	15.91	3	18.30	4	17.88	5	18.95	6	18.24	7	18.70	8	17.89	9	18.66	10	18.04	11	19.49 (14)	12	35.40 (10)	13	53.70 (9)	14	1:11.58 (9)	15	1:30.53 (12)	16	1:48.77 (12)	17	2:07.47 (13)	18	2:25.36 (11)	19	2:44.02 (12)	20	3:02.06 (12)
11	18.20	12	18.06	13	18.98	14	18.60	15	18.34	16	18.73	17	18.77	18	18.32	19	18.38	20	18.55	21	3:20.26 (12)	22	3:38.32 (11)	23	3:57.30 (12)	24	4:15.90 (12)	25	4:34.24 (11)	26	4:52.97 (11)	27	5:11.74 (11)	28	5:30.06 (11)	29	5:48.44 (11)	30	6:06.99 (11)
21	18.90	22	18.52	23	18.22	24	18.33	25	18.87	26	17.95	27	18.20	28	18.30	29	18.75		17.24	31	6:25.89 (9)	32	6:44.41 (9)	33	7:02.63 (9)	34	7:20.96 (9)	35	7:39.83 (9)	36	7:57.78 (9)	37	8:15.98 (8)	38	8:34.28 (7)	39	8:53.03 (8)		

9 1073 Jackline CHEPKOECH										KEN 3 Oct 03 9:14.72																													
1	18.42	2	17.96	3	17.54	4	17.12	5	18.54	6	18.04	7	18.18	8	18.11	9	18.44	10	17.52	11	18.42 (13)	12	36.38 (15)	13	53.92 (12)	14	1:11.04 (6)	15	1:29.58 (5)	16	1:47.62 (7)	17	2:05.80 (6)	18	2:23.91 (6)	19	2:42.35 (7)	20	2:59.87 (6)
11	17.80	12	18.08	13	18.87	14	17.87	15	17.76	16	18.47	17	19.18	18	18.51	19	18.58	20	17.87	21	3:17.67 (6)	22	3:35.75 (6)	23	3:54.62 (4)	24	4:12.49 (5)	25	4:30.25 (6)	26	4:48.72 (6)	27	5:07.90 (7)	28	5:26.41 (7)	29	5:44.99 (7)	30	6:02.86 (6)
21	19.51	22	18.90	23	19.48	24	18.85	25	7.45	26	30.12	27	19.32	28	19.52	29	19.51		19.20	31	6:22.37 (6)	32	6:41.27 (6)	33	7:00.75 (8)	34	7:19.60 (8)	35	7:27.05 (1)	36	7:57.17 (7)	37	8:16.49 (9)	38	8:36.01 (8)	39	8:55.52 (9)		

10 1340 Marwa BOUZAYANI										TUN 26 Mar 97 9:15.07																													
1	18.21	2	17.52	3	18.07	4	18.17	5	18.83	6	18.36	7	17.97	8	18.32	9	18.27	10	18.01	11	18.21 (12)	12	35.73 (12)	13	53.80 (11)	14	1:11.97 (12)	15	1:30.80 (14)	16	1:49.16 (14)	17	2:07.13 (11)	18	2:25.45 (12)	19	2:43.72 (11)	20	3:01.73 (11)
11	18.31	12	18.50	13	18.74	14	18.42	15	18.66	16	18.98	17	18.77	18	18.41	19	18.65	20	18.34	21	3:20.04 (11)	22	3:38.54 (12)	23	3:57.28 (11)	24	4:15.70 (11)	25	4:34.36 (12)	26	4:53.34 (13)	27	5:12.11 (13)	28	5:30.52 (12)	29	5:49.17 (13)	30	6:07.51 (13)
21	19.19	22	18.36	23	18.54	24	18.86	25	18.63	26	18.49	27	18.45	28	19.00	29	19.54		18.50	31	6:26.70 (13)	32	6:45.06 (12)	33	7:03.60 (12)	34	7:22.46 (12)	35	7:41.09 (11)	36	7:59.58 (11)	37	8:18.03 (11)	38	8:37.03 (9)	39	8:56.57 (10)		

11 954 Parul CHAUDHARY										IND 15 Apr 95 9:15.31 ^{NR}																													
2		3	54.19	4	18.21	5	18.21	6	18.55	7	18.33	8	18.50	9	18.54	10	18.18	11	18.23	12	(1)	13	54.19 (14)	14	1:12.40 (15)	15	1:30.61 (13)	16	1:49.16 (13)	17	2:07.49 (14)	18	2:25.99 (14)	19	2:44.53 (14)	20	3:02.71 (14)	21	3:20.94 (14)
12	18.26	13	18.74	14	18.47	15	18.55	16	18.63	17	18.96	18	18.63	19	18.45	20	18.53	21	19.00	22	3:39.20 (14)	23	3:57.94 (14)	24	4:16.41 (14)	25	4:34.96 (14)	26	4:53.59 (14)	27	5:12.55 (14)	28	5:31.18 (14)	29	5:49.63 (14)	30	6:08.16 (14)	31	6:27.16 (14)
22	18.76	23	18.74	24	19.17	25	19.02	26	19.03	27	18.84	28	18.96	29	18.48		17.15			32	6:45.92 (14)	33	7:04.66 (14)	34	7:23.83 (13)	35	7:42.85 (13)	36	8:01.88 (13)	37	8:20.72 (13)	38	8:39.68 (12)	39	8:58.16 (13)				

12 769 Lomi MULETA										ETH 29 Nov 01 9:15.36																													
1	17.84	2	17.43	3	17.92	4	18.05	5	18.56	6	17.73	7	18.47	8	17.95	9	18.26	10	17.91	11	17.84 (10)	12	35.27 (8)	13	53.19 (7)	14	1:11.24 (8)	15	1:29.80 (7)	16	1:47.53 (6)	17	2:06.00 (7)	18	2:23.95 (7)	19	2:42.21 (6)	20	3:00.12 (7)
11	18.11	12	18.53	13	18.86	14	18.13	15	18.71	16	19.07	17	18.65	18	18.29	19	18.88	20	19.00	21	3:18.23 (7)	22	3:36.76 (9)	23	3:55.62 (8)	24	4:13.75 (9)	25	4:32.46 (10)	26	4:51.53 (10)	27	5:10.18 (10)	28	5:28.47 (10)	29	5:47.35 (10)	30	6:06.35 (10)
21	19.68	22	18.52	23	18.54	24	19.36	25	19.33	26	19.47	27	19.29	28	18.76	29	18.60		17.46	31	6:26.03 (11)	32	6:44.55 (10)	33	7:03.09 (10)	34	7:22.45 (11)	35	7:41.78 (12)	36	8:01.25 (12)	37	8:20.54 (12)	38	8:39.30 (11)	39	8:57.90 (12)		

13 757 Sembo ALMAYEW										ETH 24 Jan 05 9:18.25																													
1	16.77	2	17.54	3	17.86	4	18.02	5	18.41	6	18.31	7	18.14	8	18.01	9	18.45	10	17.84	11	16.77 (2)	12	34.31 (3)	13	52.17 (2)	14	1:10.19 (2)	15	1:28.60 (2)	16	1:46.91 (2)	17	2:05.05 (2)	18	2:23.06 (2)	19	2:41.51 (3)	20	2:59.35 (3)
11	17.74	12	18.41	13	18.69	14	18.35	15	17.68	16	18.34	17	18.80	18	18.13	19	18.88	20	19.33	21	3:17.09 (5)	22	3:35.50 (5)	23	3:54.19 (3)	24	4:12.54 (6)	25	4:30.22 (5)	26	4:48.56 (5)	27	5:07.36 (6)	28	5:25.49 (6)	29	5:44.37 (6)	30	6:03.70 (7)
21	18.97	22	18.61	23	18.38	24	19.57	25	18.92	26	19.24	27	19.62	28	20.25	29	20.55		20.44	31	6:22.67 (7)	32	6:41.28 (7)	33	6:59.66 (6)	34	7:19.23 (7)	35	7:38.15 (8)	36	7:57.39 (8)	37	8:17.01 (10)	38	8:37.26 (10)	39	8:57.81 (11)		

14 878 Olivia GÜRTH										GER 31 May 02 9:20.08 ^{PB}																													
1	18.06	2	17.96	3	18.20	4	18.16	5	18.78	6	18.35	7	18.27	8	18.34	9	18.62	10	18.22	11	18.06 (11)	12	36.02 (14)	13	54.22 (15)	14	1:12.38 (14)	15	1:31.16 (15)	16	1:49.51 (15)	17	2:07.78 (15)	18	2:26.12 (15)	19	2:44.74 (15)	20	3:02.96 (15)
11	18.16	12	18.47	13	18.90	14	18.51	15	18.74	16	18.96	17	19.19	18	18.83	19	19.33	20	19.04	21	3:21.12 (15)	22	3:39.59 (15)	23	3:58.49 (15)	24	4:17.00 (15)	25	4:35.74 (15)	26	4:54.70 (15)	27	5:13.89 (15)	28	5:32.72 (15)	29	5:52.05 (15)	30	6:11.09 (15)
21	19.41	22	19.25	23	19.22	24	19.54	25	19.64	26	19.34	27	18.79	28	18.59	29	18.45		16.76	31	6:30.50 (15)	32	6:49.75 (15)	33	7:08.97 (15)	34	7:28.51 (15)	35	7:48.15 (15)	36	8:07.49 (15)	37	8:26.28 (15)	38	8:44.87 (14)	39	9:03.32 (14)		

15 1443 Courtney WAYMENT										USA 4 Aug 98 9:25.90																													
1	17.39	2	18.12	3	18.23	4	18.25	5	18.12	6	18.18	7	18.34	8	18.32	9	17.80	10	18.02	11	17.39 (5)	12	35.51 (11)	13	53.74 (10)	14	1:11.99 (13)	15	1:30.11 (9)	16	1:48.29 (9)	17	2:06.63 (9)	18	2:24.95 (9)	19	2:42.75 (8)	20	3:00.77 (9)
11	17.98	12	17.99	13	18.37	14	18.31	15	18.22	16	18.51	17	19.21	18	18.68	19	18.85	20	19.03	21	3:18.75 (9)	22	3:36.74 (8)	23	3:55.11 (7)	24	4:13.42 (8)	25	4:31.64 (8)	26	4:50.15 (8)	27	5:09.36 (9)	28	5:28.04 (9)	29	5:46.89 (9)	30	6:05.92 (9)
21	20.00	22	19.37	23	19.10	24	19.77	25	20.27	26	20.05	27	20.37	28	20.58	29	20.68		19.79	31	6:25.92 (10)	32	6:45.29 (13)	33	7:04.39 (13)	34	7:24.16 (14)	35	7:44.43 (14)	36	8:04.48 (14)	37	8:24.85 (14)	38	8:45.43 (15)	39	9:06.11 (15)		

RESULT PROGRESSION



3000 Metres Steeplechase Women - Final

RECORDS	RESULT	NAME	COUNTRY	AGE	VENUE	DATE
World Record WR	8:44.32	Beatrice CHEPKOECH	KEN	27	Monaco (MON)	20 Jul 2018
Championships Record CR	8:53.02	Norah JERUTO	KAZ	27	Eugene, OR (USA)	20 Jul 2022
World Leading WL	8:54.29	Winfred Mutile YAVI	BRN	24	Budapest	27 Aug 2023
Area Record AR		National Record NR		Personal Best PB		Season Best SB

27 August 2023

RANK	BIB	NAME	COUNTRY	DATE of BIRTH	PHASE	HEAT	PLACE	RESULT	
1	602	Winfred Mutile YAVI	BRN	31 Dec 99	Final	1	1	8:54.29	WL
					Round 1	1	4	9:19.18 Q	
2	1072	Beatrice CHEPKOECH	KEN	6 Jul 91	Final	1	2	8:58.98	SB
					Round 1	1	5	9:19.22 Q	
3	1074	Faith CHEROTICH	KEN	13 Jul 04	Final	1	3	9:00.69	PB
					Round 1	2	6	9:19.55 Q	
4	774	Zerfe WONDEMAGEGN	ETH	26 Oct 02	Final	1	4	9:05.51	
					Round 1	3	2	9:16.97 Q	
5	810	Alice FINOT	FRA	9 Feb 91	Final	1	5	9:06.15	NR
					Round 1	3	10	9:20.27 Q	
6	1281	Maruša MIŠMAŠ ZRIMŠEK	SLO	24 Oct 94	Final	1	6	9:06.37	NR
					Round 1	2	12	9:21.79 Q	
7	1350	Peruth CHEMUTAI	UGA	10 Jul 99	Final	1	7	9:10.26	SB
					Round 1	2	8	9:20.03 Q	
8	500	Luiza GEGA	ALB	5 Nov 88	Final	1	8	9:10.27	SB
					Round 1	3	3	9:17.71 Q	
9	1073	Jackline CHEPKOECH	KEN	3 Oct 03	Final	1	9	9:14.72	
					Round 1	3	1	9:16.41 Q	
10	1340	Marwa BOUZAYANI	TUN	26 Mar 97	Final	1	10	9:15.07	
					Round 1	1	13	9:23.07 Q	
11	954	Parul CHAUDHARY	IND	15 Apr 95	Final	1	11	9:15.31	NR
					Round 1	2	16	9:24.29 Q	PB
12	769	Lomi MULETA	ETH	29 Nov 01	Final	1	12	9:15.36	
					Round 1	1	9	9:20.13 Q	
13	757	Sembo ALMAYEW	ETH	24 Jan 05	Final	1	13	9:18.25	
					Round 1	2	7	9:19.60 Q	
14	878	Olivia GÜRTH	GER	31 May 02	Final	1	14	9:20.08	PB
					Round 1	3	15	9:24.28 Q	PB
15	1443	Courtney WAYMENT	USA	4 Aug 98	Final	1	15	9:25.90	
					Round 1	1	11	9:20.60 Q	

RESULT PROGRESSION
3000 Metres Steeplechase Women - Final

23 August 2023

RANK	BIB	NAME	COUNTRY	DATE of BIRTH	PHASE	HEAT	PLACE	RESULT
------	-----	------	---------	---------------	-------	------	-------	--------

ALL-TIME OUTDOOR TOP LIST				2023 OUTDOOR TOP LIST			
RESULT	NAME	VENUE	DATE	RESULT	NAME	VENUE	2023
8:44.32	Beatrice CHEPKOECH (KEN)	Monaco (MON)	20 Jul 18	8:54.29	Winfred Mutile YAVI (BRN)	Budapest	27 Aug
8:52.78	Ruth JEBET (BRN)	Paris (FRA)	27 Aug 16	8:57.35	Jackline CHEPKOECH (KEN)	London (GBR)	23 Jul
8:53.02	Norah JERUTO (KAZ)	Eugene, OR (USA)	20 Jul 22	8:58.98	Beatrice CHEPKOECH (KEN)	Budapest	27 Aug
8:54.29	Winfred Mutile YAVI (BRN)	Budapest	27 Aug 23	9:00.69	Faith CHEROTICH (KEN)	Budapest	27 Aug
8:54.61	Werkuha GETACHEW (ETH)	Eugene, OR (USA)	20 Jul 22	9:00.71	Sembo ALMAYEW (ETH)	Firenze (ITA)	2 Jun
8:56.08	Mekides ABEBE (ETH)	Eugene, OR (USA)	20 Jul 22	9:04.61	Zerfe WONDEPAGEGN (ETH)	Firenze (ITA)	2 Jun
8:57.35	Jackline CHEPKOECH (KEN)	London (GBR)	23 Jul 23	9:06.15	Alice FINOT (FRA)	Budapest	27 Aug
8:57.77	Courtney FRERICHS (USA)	Eugene, OR (USA)	21 Aug 21	9:06.37	Maruša MIŠMAŠ ZRIMŠEK (SLO)	Budapest	27 Aug
8:58.78	Celliphine Chepteek CHESPOL (KEN)	Eugene, OR (USA)	26 May 17	9:10.26	Peruth CHEMUTAI (UGA)	Budapest	27 Aug
8:58.81	Gulnara GALKINA (RUS)	Beijing (CHN)	17 Aug 08	9:10.27	Luiza GEGA (ALB)	Budapest	27 Aug

SUMMARY



3000 Metres Steeplechase Women - Round 1

First 5 of each heat (Q) qualify to Final

RECORDS	RESULT	NAME	COUNTRY	AGE	VENUE	DATE
World Record WR	8:44.32	Beatrice CHEPKOECH	KEN	27	Monaco (MON)	20 Jul 2018
Championships Record CR	8:53.02	Norah JERUTO	KAZ	27	Eugene, OR (USA)	20 Jul 2022
World Leading WL	8:57.35	Jackline CHEPKOECH	KEN	20	London (GBR)	23 Jul 2023
Area Record AR		National Record NR		Personal Best PB		Season Best SB

23 August 2023

RANK	PLACE	HEAT	BIB	NAME	COUNTRY	DATE OF BIRTH	RESULT	
1	1	3	1073	Jackline CHEPKOECH	KEN	3 Oct 03	9:16.41	Q
2	2	3	774	Zerfe WONDEPAGEGN	ETH	26 Oct 02	9:16.97	Q
3	3	3	500	Luiza GEGA	ALB	5 Nov 88	9:17.71	Q
4	1	1	602	Winfred Mutile YAVI	BRN	31 Dec 99	9:19.18	Q
5	2	1	1072	Beatrice CHEPKOECH	KEN	6 Jul 91	9:19.22	Q
6	1	2	1074	Faith CHEROTICH	KEN	13 Jul 04	9:19.55	Q
7	2	2	757	Sembo ALMAYEW	ETH	24 Jan 05	9:19.60	Q
8	3	2	1350	Peruth CHEMUTAI	UGA	10 Jul 99	9:20.03	Q
9	3	1	769	Lomi MULETA	ETH	29 Nov 01	9:20.13	Q
10	4	3	810	Alice FINOT	FRA	9 Feb 91	9:20.27	Q
11	4	1	1443	Courtney WAYMENT	USA	4 Aug 98	9:20.60	Q
12	4	2	1281	Maruša MIŠMAŠ ZRIMŠEK	SLO	24 Oct 94	9:21.79	Q
13	5	1	1340	Marwa BOUZAYANI	TUN	26 Mar 97	9:23.07	Q
14	6	1	1210	Alicja KONIECZEK	POL	2 Nov 94	9:23.45	PB
15	5	3	878	Olivia GÜRTH	GER	31 May 02	9:24.28	Q PB
16	5	2	954	Parul CHAUDHARY	IND	15 Apr 95	9:24.29	Q PB
17	7	1	862	Aimee PRATT	GBR	3 Oct 97	9:26.37	
18	8	1	634	Regan YEE	CAN	4 Jul 95	9:26.39	
19	6	2	614	Ceili MCCABE	CAN	17 Sep 01	9:29.30	
20	7	2	517	Cara FEAIN-RYAN	AUS	5 Feb 99	9:29.60	PB
21	6	3	1110	Greta KARINAUSKAITĖ	LTU	11 Feb 01	9:30.28	
22	7	3	1400	Kristlin GEAR	USA	20 Jul 99	9:30.61	
23	8	3	511	Amy CASHIN	AUS	28 Jul 94	9:31.07	SB
24	9	1	748	Marta SERRANO	ESP	5 Apr 03	9:31.82	
25	9	3	746	Irene SÁNCHEZ-ESCRIBANO	ESP	25 Aug 92	9:31.97	
26	8	2	745	Carolina ROBLES	ESP	4 Dec 91	9:34.41	
27	9	2	827	Flavie RENUARD	FRA	10 Sep 00	9:39.91	
28	10	2	1382	Emma COBURN	USA	19 Oct 90	9:41.52	
29	11	2	1211	Aneta KONIECZEK	POL	8 Jun 97	9:45.61	
30	12	2	1064	Daisy JEPKEMEI	KAZ	13 Feb 96	9:46.23	SB
31	10	1	1344	Tuğba GÜVENÇ	TUR	9 Jul 94	9:50.96	
32	11	1	516	Brielle ERBACHER	AUS	28 Feb 99	9:57.11	
33	12	1	1368	Nataliya STREBKOVA	UKR	6 Mar 95	10:02.20	
34	10	3	702	Juliane HVID	DEN	8 Apr 98	10:09.41	
35	11	3	578	Tatiane Raquel DA SILVA	BRA	10 Jun 90	10:19.80	

SUMMARY
3000 Metres Steeplechase Women - Round 1

23 August 2023

RANK	PLACE	HEAT	BIB	NAME	COUNTRY	DATE of BIRTH	RESULT
------	-------	------	-----	------	---------	---------------	--------

ALL-TIME OUTDOOR TOP LIST				2023 OUTDOOR TOP LIST			
RESULT	NAME	VENUE	DATE	RESULT	NAME	VENUE	2023
8:44.32	Beatrice CHEPKOECH (KEN)	Monaco (MON)	20 Jul 18	8:57.35	Jackline CHEPKOECH (KEN)	London (GBR)	23 Jul
8:52.78	Ruth JEBET (BRN)	Paris (FRA)	27 Aug 16	9:00.71	Sembo ALMAYEW (ETH)	Firenze (ITA)	2 Jun
8:53.02	Norah JERUTO (KAZ)	Eugene, OR (USA)	20 Jul 22	9:04.34	Beatrice CHEPKOECH (KEN)	London (GBR)	23 Jul
8:54.61	Werkuha GETACHEW (ETH)	Eugene, OR (USA)	20 Jul 22	9:04.38	Winfred Mutile YAVI (BRN)	Doha (QAT)	5 May
8:56.08	Mekides ABEBE (ETH)	Eugene, OR (USA)	20 Jul 22	9:04.61	Zerfe WONDEMAGEGN (ETH)	Firenze (ITA)	2 Jun
8:56.55	Winfred Mutile YAVI (BRN)	Paris (FRA)	18 Jun 22	9:06.43	Faith CHEROTICH (KEN)	Doha (QAT)	5 May
8:57.35	Jackline CHEPKOECH (KEN)	London (GBR)	23 Jul 23	9:10.04	Alice FINOT (FRA)	Firenze (ITA)	2 Jun
8:57.77	Courtney FRERICHS (USA)	Eugene, OR (USA)	21 Aug 21	9:10.07	Maruša MIŠMAŠ ZRIMŠEK (SLO)	Firenze (ITA)	2 Jun
8:58.78	Celliphine Chepteek CHESPOL (KEN)	Eugene, OR (USA)	26 May 17	9:11.09	Mekides ABEBE (ETH)	Firenze (ITA)	2 Jun
8:58.81	Gulnara GALKINA (RUS)	Beijing (CHN)	17 Aug 08	9:11.41	Courtney WAYMENT (USA)	Firenze (ITA)	2 Jun

RACE ANALYSIS



3000 Metres Steeplechase Women - Round 1

First 5 of each heat (Q) qualify to Final

Heat 1

3

23 August 2023

19:53 START TIME

29° C

57 %

TEMPERATURE HUMIDITY

1	100 m	2	200 m	3	300 m	4	400 m	5	500 m	6	600 m	7	700 m	8	800 m	9	900 m	10	1000 m
11	1100 m	12	1200 m	13	1300 m	14	1400 m	15	1500 m	16	1600 m	17	1700 m	18	1800 m	19	1900 m	20	2000 m
21	2100 m	22	2200 m	23	2300 m	24	2400 m	25	2500 m	26	2600 m	27	2700 m	28	2800 m	29	2900 m		

1 602 Winfred Mutile YAVI BRN 31 Dec 99 9:19.18

1	17.57 (3)	2	18.34 (3)	3	18.63 (2)	4	1:13.76 (2)	5	20.14 (8)	6	19.17 (4)	7	19.19 (1)	8	19.77 (1)	9	19.57 (3)	10	19.21 (1)
11	19.24 (1)	12	18.54 (2)	13	18.79 (3)	14	18.81 (2)	15	18.60 (1)	16	18.51 (2)	17	18.51 (3)	18	18.86 (3)	19	18.65 (3)	20	18.52 (2)
21	18.84 (2)	22	18.73 (2)	23	18.73 (2)	24	18.90 (2)	25	18.60 (2)	26	18.09 (1)	27	18.22 (1)	28	17.81 (2)	29	17.97 (2)		15.45
	3:30.05 (1)		3:48.59 (2)		4:07.38 (3)		4:26.19 (2)		4:44.79 (1)		5:03.30 (2)		5:21.81 (3)		5:40.67 (3)		5:59.32 (3)		6:17.84 (2)
	6:36.68 (2)		6:55.41 (2)		7:14.14 (2)		7:33.04 (2)		7:51.64 (2)		8:09.73 (1)		8:27.95 (1)		8:45.76 (2)		9:03.73 (2)		

2 1072 Beatrice CHEPKOECH KEN 6 Jul 91 9:19.22

1	17.19 (1)	2	18.42 (1)	3	18.76 (1)	4	1:13.48 (1)	5	19.79 (2)	6	19.76 (2)	7	19.37 (2)	8	19.73 (2)	9	19.42 (2)	10	19.26 (2)
11	19.25 (2)	12	18.47 (3)	13	18.73 (3)	14	18.88 (3)	15	18.65 (3)	16	18.20 (3)	17	18.68 (3)	18	18.76 (3)	19	18.66 (3)	20	18.52 (3)
21	18.94 (3)	22	18.78 (3)	23	18.74 (3)	24	18.65 (3)	25	18.69 (3)	26	18.34 (3)	27	18.28 (3)	28	17.72 (3)	29	17.83 (3)		15.64
	3:30.06 (2)		3:48.53 (1)		4:07.26 (2)		4:26.14 (1)		4:44.79 (2)		5:02.99 (1)		5:21.67 (2)		5:40.43 (1)		5:59.09 (1)		6:17.61 (1)
	6:36.55 (1)		6:55.33 (1)		7:14.07 (1)		7:32.72 (1)		7:51.41 (1)		8:09.75 (2)		8:28.03 (2)		8:45.75 (1)		9:03.58 (1)		

3 769 Lomi MULETA ETH 29 Nov 01 9:20.13

1	17.67 (4)	2	18.27 (4)	3	18.78 (3)	4	1:13.97 (3)	5	19.72 (5)	6	19.27 (1)	7	19.71 (3)	8	19.64 (3)	9	19.54 (5)	10	19.02 (3)
11	19.38 (2)	12	18.63 (3)	13	18.74 (3)	14	18.67 (3)	15	18.66 (3)	16	18.39 (3)	17	18.47 (4)	18	18.76 (4)	19	18.73 (4)	20	18.64 (4)
21	18.84 (3)	22	18.68 (3)	23	19.02 (4)	24	18.81 (3)	25	18.63 (4)	26	17.93 (3)	27	18.31 (4)	28	17.97 (4)	29	17.85 (4)		16.15
	3:30.25 (3)		3:48.88 (3)		4:07.62 (4)		4:26.29 (3)		4:44.95 (3)		5:03.34 (3)		5:21.81 (4)		5:40.57 (2)		5:59.30 (2)		6:17.94 (3)
	6:36.78 (3)		6:55.46 (3)		7:14.48 (4)		7:33.29 (3)		7:51.92 (4)		8:09.85 (3)		8:28.16 (4)		8:46.13 (4)		9:03.98 (4)		

4 1443 Courtney WAYMENT USA 4 Aug 98 9:20.60

1	17.84 (6)	2	18.69 (6)	3	18.64 (7)	4	1:14.44 (7)	5	19.24 (4)	6	19.86 (7)	7	19.39 (5)	8	19.73 (6)	9	19.16 (4)	10	19.29 (4)
11	19.39 (5)	12	18.53 (5)	13	16.59 (5)	14	20.99 (7)	15	18.48 (4)	16	18.52 (4)	17	18.49 (5)	18	18.72 (4)	19	18.53 (4)	20	18.74 (4)
21	18.78 (4)	22	18.71 (4)	23	18.89 (3)	24	18.89 (3)	25	18.54 (3)	26	18.08 (4)	27	18.13 (3)	28	17.92 (3)	29	17.87 (3)		16.70
	3:30.50 (5)		3:49.03 (5)		4:05.62 (1)		4:26.61 (4)		4:45.09 (4)		5:03.61 (4)		5:22.10 (5)		5:40.82 (4)		5:59.35 (4)		6:18.09 (4)
	6:36.87 (4)		6:55.58 (4)		7:14.47 (3)		7:33.36 (4)		7:51.90 (3)		8:09.98 (4)		8:28.11 (3)		8:46.03 (3)		9:03.90 (3)		

5 1340 Marwa BOUZAYANI TUN 26 Mar 97 9:23.07

1	17.44 (2)	2	18.47 (2)	3	19.03 (5)	4	1:13.98 (4)	5	19.74 (6)	6	19.56 (5)	7	19.53 (4)	8	19.56 (4)	9	19.71 (7)	10	19.07 (5)
11	19.33 (4)	12	18.51 (4)	13	19.02 (5)	14	18.62 (5)	15	18.65 (5)	16	18.59 (5)	17	15.53 (5)	18	21.64 (5)	19	18.71 (5)	20	18.69 (5)
21	18.88 (5)	22	18.85 (5)	23	18.85 (5)	24	18.83 (5)	25	18.62 (5)	26	18.28 (5)	27	18.30 (5)	28	18.36 (5)	29	18.48 (5)		17.18
	3:30.48 (4)		3:48.99 (4)		4:08.01 (5)		4:26.63 (5)		4:45.28 (5)		5:03.87 (5)		5:19.40 (1)		5:41.04 (5)		5:59.75 (5)		6:18.44 (5)
	6:37.32 (5)		6:56.17 (5)		7:15.02 (5)		7:33.85 (5)		7:52.47 (5)		8:10.75 (5)		8:29.05 (5)		8:47.41 (5)		9:05.89 (5)		

6 1210 Alicja KONIECZEK POL 2 Nov 94 9:23.45 PB

1	17.71 (5)	2	18.39 (5)	3	18.74 (4)	4	1:14.35 (6)	5	19.49 (7)	6	19.22 (3)	7	20.30 (8)	8	19.55 (8)	9	19.35 (8)	10	19.36 (9)
11	19.39 (9)	12	18.83 (9)	13	18.49 (9)	14	18.59 (9)	15	18.64 (9)	16	18.40 (6)	17	18.70 (7)	18	18.40 (6)	19	18.78 (6)	20	18.69 (6)
21	19.17 (6)	22	19.01 (6)	23	19.03 (6)	24	19.26 (6)	25	19.11 (6)	26	18.48 (6)	27	17.95 (6)	28	18.31 (6)	29	18.04 (6)		16.56
	3:31.01 (9)		3:49.84 (9)		4:08.33 (8)		4:26.92 (7)		4:45.56 (6)		5:03.96 (6)		5:22.66 (6)		5:41.06 (6)		5:59.84 (6)		6:18.53 (6)
	6:37.70 (6)		6:56.71 (6)		7:15.74 (7)		7:35.00 (7)		7:54.11 (7)		8:12.59 (7)		8:30.54 (7)		8:48.85 (7)		9:06.89 (6)		

7 862 Aimee PRATT GBR 3 Oct 97 9:26.37

1	18.33 (11)	2	18.31 (9)	3	18.41 (6)	4	1:14.22 (5)	5	19.43 (3)	6	19.97 (8)	7	19.65 (7)	8	19.57 (7)	9	17.47 (1)	10	21.09 (6)
11	19.27 (6)	12	18.60 (6)	13	19.14 (9)	14	18.46 (6)	15	18.71 (7)	16	18.83 (7)	17	18.61 (7)	18	18.61 (7)	19	18.74 (7)	20	18.86 (7)
21	19.11 (7)	22	19.17 (7)	23	18.18 (6)	24	18.68 (6)	25	18.60 (6)	26	18.52 (6)	27	18.30 (6)	28	18.66 (6)	29	18.70 (6)		19.22
	3:30.67 (6)		3:49.27 (6)		4:08.41 (9)		4:26.87 (6)		4:45.58 (7)		5:04.41 (7)		5:23.02 (7)		5:41.63 (7)		6:00.37 (7)		6:19.23 (7)
	6:38.34 (7)		6:57.51 (7)		7:15.69 (6)		7:34.37 (6)		7:52.97 (6)		8:11.49 (6)		8:29.79 (6)		8:48.45 (6)		9:07.15 (7)		

RACE ANALYSIS
3000 Metres Steeplechase Women - Round 1

8 634 Regan YEE										CAN 4 Jul 95										9:26.39																																							
1	18.05	2	18.55	3	18.76	4	19.29	5	18.47	6	20.90	7	19.56	8	19.42	9	19.97	10	18.86	11	19.44	12	18.72	13	18.16	14	19.51	15	18.67	16	18.98	17	19.06	18	18.50	19	18.90	20	18.85	21	19.08	22	18.97	23	19.05	24	18.93	25	19.45	26	19.17	27	18.37	28	18.23	29	18.36		16.16
	18.05 (8)		36.60 (8)		55.36 (9)		1:14.65 (9)		1:33.12 (1)		1:54.02 (11)		2:13.58 (11)		2:33.00 (9)		2:52.97 (11)		3:11.83 (11)		3:31.27 (11)		3:49.99 (10)		4:08.15 (7)		4:27.66 (10)		4:46.33 (10)		5:05.31 (10)		5:24.37 (10)		5:42.87 (9)		6:01.77 (9)		6:20.62 (9)																				
	6:39.70 (9)		6:58.67 (8)		7:17.72 (8)		7:36.65 (8)		7:56.10 (8)		8:15.27 (8)		8:33.64 (8)		8:51.87 (8)		9:10.23 (8)																																										

9 748 Marta SERRANO										ESP 5 Apr 03										9:31.82																																							
1	18.03	2	18.77	3	18.73	4	19.39	5	19.42	6	19.38	7	19.75	8	19.67	9	19.36	10	19.02	11	19.40	12	18.71	13	18.93	14	18.78	15	18.58	16	18.84	17	18.59	18	18.93	19	18.80	20	19.06	21	19.44	22	19.20	23	19.30	24	18.97	25	19.44	26	19.29	27	19.14	28	19.21	29	19.48		18.21
	18.03 (7)		36.80 (10)		55.53 (10)		1:14.92 (11)		1:34.34 (10)		1:53.72 (9)		2:13.47 (9)		2:33.14 (11)		2:52.50 (9)		3:11.52 (7)		3:30.92 (8)		3:49.63 (8)		4:08.56 (10)		4:27.34 (9)		4:45.92 (9)		5:04.76 (8)		5:23.35 (8)		5:42.28 (8)		6:01.08 (8)		6:20.14 (8)																				
	6:39.58 (8)		6:58.78 (9)		7:18.08 (9)		7:37.05 (9)		7:56.49 (9)		8:15.78 (9)		8:34.92 (9)		8:54.13 (9)		9:13.61 (9)																																										

10 1344 Tuğba GÜVENÇ										TUR 9 Jul 94										9:50.96																																							
1	18.19	2	18.40	3	18.69	4	19.25	5	19.39	6	19.59	7	19.59	8	19.49	9	19.38	10	19.57	11	19.18	12	18.80	13	18.56	14	18.89	15	18.67	16	19.18	17	19.37	18	19.76	19	21.22	20	20.61	21	20.57	22	21.55	23	21.25	24	20.86	25	20.74	26	21.02	27	20.70	28	20.53	29	19.97		17.99
	18.19 (9)		36.59 (7)		55.28 (8)		1:14.53 (8)		1:33.92 (9)		1:53.51 (6)		2:13.10 (6)		2:32.59 (5)		2:51.97 (6)		3:11.54 (8)		3:30.72 (7)		3:49.52 (7)		4:08.08 (6)		4:26.97 (8)		4:45.64 (8)		5:04.82 (9)		5:24.19 (9)		5:43.95 (10)		6:05.17 (10)		6:25.78 (10)																				
	6:46.35 (10)		7:07.90 (10)		7:29.15 (10)		7:50.01 (10)		8:10.75 (10)		8:31.77 (10)		8:52.47 (10)		9:13.00 (10)		9:32.97 (10)																																										

11 516 Brielle ERBACHER										AUS 28 Feb 99										9:57.11																																							
1	18.28	2	18.68	3	18.66	4	19.22	5	19.51	6	19.41	7	19.79	8	19.58	9	19.62	10	19.04	11	19.41	12	18.94	13	18.91	14	18.89	15	18.84	16	19.54	17	19.64	18	20.16	19	20.22	20	20.80	21	20.65	22	20.80	23	20.86	24	21.11	25	21.25	26	21.13	27	20.68	28	21.32	29	21.76		20.41
	18.28 (10)		36.96 (11)		55.62 (11)		1:14.84 (10)		1:34.35 (11)		1:53.76 (10)		2:13.55 (10)		2:33.13 (10)		2:52.75 (10)		3:11.79 (10)		3:31.20 (10)		3:50.14 (11)		4:09.05 (11)		4:27.94 (11)		4:46.78 (11)		5:06.32 (11)		5:25.96 (11)		5:46.12 (11)		6:06.34 (11)		6:27.14 (11)																				
	6:47.79 (11)		7:08.59 (11)		7:29.45 (11)		7:50.56 (11)		8:11.81 (11)		8:32.94 (11)		8:53.62 (11)		9:14.94 (11)		9:36.70 (11)																																										

12 1368 Nataliya STREBKOVA										UKR 6 Mar 95										10:02.20																																							
1	18.64	2	18.76	3	18.66	4	19.17	5	19.92	6	19.64	7	19.46	8	19.62	9	19.99	10	19.46	11	19.78	12	19.79	13	20.16	14	20.14	15	20.68	16	20.18	17	20.67	18	20.63	19	20.92	20	20.62	21	20.97	22	20.53	23	20.58	24	20.91	25	20.93	26	20.80	27	20.18	28	20.80	29	20.76		18.85
	18.64 (12)		37.40 (12)		56.06 (12)		1:15.23 (12)		1:35.15 (12)		1:54.79 (12)		2:14.25 (12)		2:33.87 (12)		2:53.86 (12)		3:13.32 (12)		3:33.10 (12)		3:52.89 (12)		4:13.05 (12)		4:33.19 (12)		4:53.87 (12)		5:14.05 (12)		5:34.72 (12)		5:55.35 (12)		6:16.27 (12)		6:36.89 (12)																				
	6:57.86 (12)		7:18.39 (12)		7:38.97 (12)		7:59.88 (12)		8:20.81 (12)		8:41.61 (12)		9:01.79 (12)		9:22.59 (12)		9:43.35 (12)																																										

RACE ANALYSIS



3000 Metres Steeplechase Women - Round 1

First 5 of each heat (Q) qualify to Final

Heat 2 **3**

23 August 2023 20:08 START TIME 29° C TEMPERATURE 57 % HUMIDITY

1	100 m	2	200 m	3	300 m	4	400 m	5	500 m	6	600 m	7	700 m	8	800 m	9	900 m	10	1000 m
11	1100 m	12	1200 m	13	1300 m	14	1400 m	15	1500 m	16	1600 m	17	1700 m	18	1800 m	19	1900 m	20	2000 m
21	2100 m	22	2200 m	23	2300 m	24	2400 m	25	2500 m	26	2600 m	27	2700 m	28	2800 m	29	2900 m		

1 1074 Faith CHEROTICH KEN 13 Jul 04 9:19.55																			
1	17.06 (1)	2	19.28 (1)	3	18.81 (1)	4	18.21 (1)	5	18.99 (1)	6	19.24 (1)	7	19.72 (1)	8	19.58 (1)	9	19.19 (1)	10	19.31 (1)
			36.34 (4)		55.15 (3)		1:13.36 (4)		1:32.35 (5)		1:51.59 (4)		2:11.31 (3)		2:30.89 (4)		2:50.08 (4)		3:09.39 (4)
11	18.54 (3)	12	18.66 (3)	13	19.01 (4)	14	18.02 (3)	15	18.44 (3)	16	18.18 (3)	17	18.70 (5)	18	18.73 (2)	19	18.93 (3)	20	18.93 (2)
	3:27.93 (3)		3:46.59 (3)		4:05.60 (4)		4:23.62 (3)		4:42.06 (3)		5:00.24 (3)		5:18.94 (5)		5:37.67 (2)		5:56.60 (3)		6:15.53 (2)
21	18.97 (2)	22	18.35 (2)	23	18.52 (2)	24	18.79 (2)	25	18.99 (2)	26	19.14 (3)	27	18.66 (2)	28	18.25 (1)	29	18.07 (1)		16.28
	6:34.50 (2)		6:52.85 (2)		7:11.37 (2)		7:30.16 (2)		7:49.15 (2)		8:08.29 (3)		8:26.95 (2)		8:45.20 (1)		9:03.27 (1)		

2 757 Sembo ALMAYEW ETH 24 Jan 05 9:19.60																			
1	17.19 (3)	2	19.00 (2)	3	18.76 (3)	4	18.21 (2)	5	15.85 (1)	6	22.45 (2)	7	19.63 (2)	8	19.62 (2)	9	17.05 (1)	10	21.42 (3)
	17.19 (3)		36.19 (2)		54.95 (2)		1:13.16 (2)		1:29.01 (1)		1:51.46 (2)		2:11.09 (2)		2:30.71 (2)		2:47.76 (1)		3:09.18 (3)
11	18.65 (2)	12	18.62 (2)	13	16.55 (1)	14	20.14 (5)	15	18.26 (2)	16	18.40 (2)	17	18.80 (3)	18	18.74 (2)	19	18.87 (2)	20	19.22 (4)
	3:27.83 (2)		3:46.46 (2)		4:03.01 (1)		4:23.51 (2)		4:41.77 (2)		5:00.17 (2)		5:18.97 (6)		5:37.71 (3)		5:56.58 (2)		6:15.80 (3)
21	19.24 (4)	22	18.06 (1)	23	18.60 (3)	24	18.78 (3)	25	18.69 (2)	26	19.03 (3)	27	19.06 (3)	28	18.38 (3)	29	17.79 (1)		16.17
	6:35.04 (4)		6:53.10 (3)		7:11.70 (3)		7:30.48 (3)		7:49.17 (4)		8:08.20 (2)		8:27.26 (3)		8:45.64 (3)		9:03.43 (3)		

3 1350 Peruth CHEMUTAI UGA 10 Jul 99 9:20.03																			
1	23.62 (12)	2	12.34 (1)	3	19.29 (4)	4	18.02 (3)	5	18.68 (2)	6	19.46 (1)	7	19.67 (1)	8	19.58 (1)	9	17.76 (2)	10	20.74 (1)
	23.62 (12)		35.96 (1)		55.25 (4)		1:13.27 (3)		1:31.95 (2)		1:51.41 (1)		2:11.08 (1)		2:30.66 (1)		2:48.42 (2)		3:09.16 (1)
11	18.60 (6)	12	18.62 (6)	13	16.79 (5)	14	20.14 (5)	15	18.42 (3)	16	18.28 (2)	17	15.06 (1)	18	22.44 (5)	19	18.90 (2)	20	18.90 (2)
	3:27.76 (1)		3:46.38 (1)		4:03.17 (2)		4:23.31 (1)		4:41.73 (1)		5:00.01 (1)		5:15.07 (1)		5:37.51 (1)		5:56.41 (1)		6:15.31 (1)
21	19.02 (5)	22	18.25 (3)	23	18.57 (3)	24	18.80 (3)	25	19.22 (3)	26	18.97 (2)	27	18.78 (2)	28	18.46 (2)	29	17.93 (2)		16.72
	6:34.33 (1)		6:52.58 (1)		7:11.15 (1)		7:29.95 (1)		7:49.17 (3)		8:08.14 (1)		8:26.92 (1)		8:45.38 (2)		9:03.31 (2)		

4 1281 Maruša MIŠMAŠ ZRIMŠEK SLO 24 Oct 94 9:21.79																			
1	17.24 (4)	2	19.12 (5)	3	19.07 (5)	4	18.09 (5)	5	18.90 (6)	6	19.21 (5)	7	19.89 (6)	8	19.64 (6)	9	17.58 (3)	10	20.76 (5)
	17.24 (4)		36.36 (5)		55.43 (5)		1:13.52 (5)		1:32.42 (6)		1:51.63 (5)		2:11.52 (6)		2:31.16 (6)		2:48.74 (3)		3:09.50 (5)
11	18.81 (6)	12	18.76 (6)	13	19.09 (6)	14	18.44 (6)	15	18.86 (6)	16	19.06 (6)	17	16.01 (1)	18	21.62 (5)	19	18.45 (5)	20	18.50 (4)
	3:28.31 (6)		3:47.07 (6)		4:06.16 (6)		4:24.60 (6)		4:43.46 (6)		5:02.52 (6)		5:18.53 (3)		5:40.15 (5)		5:58.60 (5)		6:17.10 (4)
21	18.63 (5)	22	18.51 (4)	23	18.41 (4)	24	18.42 (4)	25	15.81 (1)	26	21.55 (5)	27	18.91 (4)	28	18.56 (4)	29	18.17 (4)		17.72
	6:35.73 (5)		6:54.24 (4)		7:12.65 (4)		7:31.07 (4)		7:46.88 (1)		8:08.43 (4)		8:27.34 (4)		8:45.90 (4)		9:04.07 (4)		

5 954 Parul CHAUDHARY IND 15 Apr 95 9:24.29 PB																			
1	17.84 (10)	2	19.29 (11)	3	18.88 (11)	4	18.42 (11)	5	18.93 (11)	6	18.48 (7)	7	19.82 (7)	8	19.70 (7)	9	19.38 (7)	10	18.91 (7)
	17.84 (10)		37.13 (11)		56.01 (11)		1:14.43 (11)		1:33.36 (11)		1:51.84 (7)		2:11.66 (7)		2:31.36 (7)		2:50.74 (7)		3:09.65 (7)
11	18.78 (7)	12	18.82 (7)	13	19.08 (7)	14	18.66 (7)	15	18.60 (7)	16	19.13 (7)	17	19.20 (7)	18	18.69 (7)	19	18.14 (6)	20	18.88 (6)
	3:28.43 (7)		3:47.25 (7)		4:06.33 (7)		4:24.99 (7)		4:43.59 (7)		5:02.72 (7)		5:21.92 (9)		5:40.61 (7)		5:58.75 (6)		6:17.63 (6)
21	19.00 (6)	22	18.63 (5)	23	18.71 (5)	24	18.86 (5)	25	19.07 (5)	26	19.05 (5)	27	18.86 (5)	28	18.63 (5)	29	18.44 (5)		17.41
	6:36.63 (6)		6:55.26 (5)		7:13.97 (5)		7:32.83 (5)		7:51.90 (5)		8:10.95 (5)		8:29.81 (5)		8:48.44 (5)		9:06.88 (5)		

6 614 Ceili MCCABE CAN 17 Sep 01 9:29.30																			
1	17.98 (11)	2	19.17 (12)	3	18.59 (8)	4	18.46 (9)	5	18.25 (7)	6	19.88 (10)	7	19.78 (11)	8	19.97 (11)	9	19.44 (10)	10	18.94 (10)
	17.98 (11)		37.15 (12)		55.74 (8)		1:14.20 (9)		1:32.45 (7)		1:52.33 (10)		2:12.11 (11)		2:32.08 (11)		2:51.52 (10)		3:10.46 (10)
11	18.63 (10)	12	18.97 (10)	13	19.29 (11)	14	18.78 (11)	15	18.81 (11)	16	18.74 (11)	17	19.17 (11)	18	19.11 (11)	19	19.20 (11)	20	19.34 (11)
	3:29.09 (10)		3:48.06 (10)		4:07.35 (11)		4:26.13 (11)		4:44.94 (11)		5:03.68 (10)		5:22.85 (10)		5:41.96 (10)		6:01.16 (10)		6:20.50 (10)
21	19.25 (9)	22	19.21 (9)	23	19.56 (9)	24	19.69 (9)	25	19.97 (9)	26	18.84 (8)	27	18.76 (8)	28	18.57 (8)	29	18.67 (8)		16.28
	6:39.75 (9)		6:58.96 (9)		7:18.52 (9)		7:38.21 (9)		7:58.18 (10)		8:17.02 (8)		8:35.78 (8)		8:54.35 (7)		9:13.02 (7)		

7 517 Cara FEAIN-RYAN AUS 5 Feb 99 9:29.60 PB																			
1	17.72 (8)	2	19.24 (10)	3	19.08 (12)	4	18.44 (12)	5	18.55 (10)	6	19.39 (11)	7	19.83 (12)	8	19.87 (12)	9	19.67 (12)	10	18.91 (11)
	17.72 (8)		36.96 (10)		56.04 (12)		1:14.48 (12)		1:33.03 (10)		1:52.42 (11)		2:12.25 (12)		2:32.12 (12)		2:51.79 (12)		3:10.70 (11)
11	18.48 (11)	12	18.95 (11)	13	18.95 (11)	14	18.73 (11)	15	18.58 (11)	16	19.02 (11)	17	15.89 (1)	18	22.06 (5)	19	18.70 (11)	20	18.68 (11)
	3:29.18 (11)		3:48.13 (11)		4:07.08 (10)		4:25.81 (9)		4:44.39 (9)		5:03.41 (9)		5:19.30 (7)		5:41.36 (8)		6:00.06 (8)		6:18.74 (8)
21	18.95 (8)	22	19.11 (9)	23	19.44 (9)	24	19.50 (9)	25	19.34 (9)	26	19.10 (9)	27	18.81 (9)	28	18.27 (6)	29	20.39 (12)		17.95
	6:37.69 (8)		6:56.80 (8)		7:16.24 (8)		7:35.74 (7)		7:55.08 (6)		8:14.18 (6)		8:32.99 (6)		8:51.26 (6)		9:11.65 (6)		

RACE ANALYSIS
3000 Metres Steeplechase Women - Round 1

8 745 Carolina ROBLES										ESP	4 Dec 91	9:34.41							
1	17.81	2	18.41	3	18.62	4	18.26	5	18.96	6	19.40	7	19.87	8	19.52	9	19.47	10	18.85
	17.81 (9)		36.22 (3)		54.84 (1)		1:13.10 (1)		1:32.06 (3)		1:51.46 (3)		2:11.33 (4)		2:30.85 (3)		2:50.32 (5)		3:09.17 (2)
11	18.92	12	18.71	13	17.86	14	19.89	15	18.85	16	19.00	17	19.05	18	18.69	19	18.91	20	18.94
	3:28.09 (4)		3:46.80 (4)		4:04.66 (3)		4:24.55 (5)		4:43.40 (5)		5:02.40 (4)		5:21.45 (8)		5:40.14 (4)		5:59.05 (7)		6:17.99 (7)
21	16.54	22	21.84	23	19.58	24	19.62	25	19.97	26	19.75	27	19.85	28	19.97	29	20.34		18.96
	6:34.53 (3)		6:56.37 (7)		7:15.95 (7)		7:35.57 (6)		7:55.54 (7)		8:15.29 (7)		8:35.14 (7)		8:55.11 (8)		9:15.45 (8)		

9 827 Flavie RENOARD										FRA	10 Sep 00	9:39.91							
1	17.56	2	19.12	3	19.12	4	18.61	5	19.12	6	18.74	7	19.65	8	19.86	9	19.70	10	18.89
	17.56 (7)		36.68 (9)		55.80 (9)		1:14.41 (10)		1:33.53 (12)		1:52.27 (9)		2:11.92 (9)		2:31.78 (10)		2:51.48 (9)		3:10.37 (9)
11	18.38	12	19.04	13	19.26	14	18.93	15	18.93	16	18.88	17	19.43	18	19.08	19	19.31	20	19.71
	3:28.75 (9)		3:47.79 (9)		4:07.05 (9)		4:25.98 (10)		4:44.91 (10)		5:03.79 (11)		5:23.22 (11)		5:42.30 (11)		6:01.61 (11)		6:21.32 (11)
21	19.69	22	19.14	23	19.01	24	20.15	25	18.70	26	21.85	27	20.75	28	21.53	29	20.12		17.65
	6:41.01 (11)		7:00.15 (11)		7:19.16 (10)		7:39.31 (10)		7:58.01 (9)		8:19.86 (10)		8:40.61 (10)		9:02.14 (10)		9:22.26 (10)		

10 1382 Emma COBURN										USA	19 Oct 90	9:41.52							
1	17.48	2	19.06	3	19.03	4	18.17	5	18.89	6	19.13	7	19.70	8	19.63	9	19.46	10	19.00
	17.48 (5)		36.54 (7)		55.57 (7)		1:13.74 (6)		1:32.63 (8)		1:51.76 (6)		2:11.46 (5)		2:31.09 (5)		2:50.55 (6)		3:09.55 (6)
11	18.59	12	18.75	13	19.10	14	18.47	15	18.83	16	19.11	17	15.14	18	22.85	19	18.09	20	18.98
	3:28.14 (5)		3:46.89 (5)		4:05.99 (5)		4:24.46 (4)		4:43.29 (4)		5:02.40 (4)		5:17.54 (2)		5:40.39 (6)		5:58.48 (4)		6:17.46 (5)
21	19.30	22	19.48	23	19.66	24	20.34	25	20.80	26	21.09	27	21.19	28	21.53	29	21.29		19.38
	6:36.76 (7)		6:56.24 (6)		7:15.90 (6)		7:36.24 (8)		7:57.04 (8)		8:18.13 (9)		8:39.32 (9)		9:00.85 (9)		9:22.14 (9)		

11 1211 Aneta KONIECZEK										POL	8 Jun 97	9:45.61							
1	17.48	2	19.18	3	19.18	4	18.24	5	18.79	6	19.05	7	19.97	8	19.77	9	19.54	10	18.68
	17.48 (6)		36.66 (8)		55.84 (10)		1:14.08 (8)		1:32.87 (9)		1:51.92 (8)		2:11.89 (8)		2:31.66 (9)		2:51.20 (8)		3:09.88 (8)
11	18.76	12	18.86	13	19.05	14	18.75	15	18.75	16	19.06	17	15.74	18	22.76	19	19.15	20	19.70
	3:28.64 (8)		3:47.50 (8)		4:06.55 (8)		4:25.30 (8)		4:44.05 (8)		5:03.11 (8)		5:18.85 (4)		5:41.61 (9)		6:00.76 (9)		6:20.46 (9)
21	20.10	22	19.33	23	21.64	24	21.04	25	20.95	26	21.42	27	21.28	28	21.81	29	20.43		17.15
	6:40.56 (10)		6:59.89 (10)		7:21.53 (11)		7:42.57 (11)		8:03.52 (11)		8:24.94 (11)		8:46.22 (11)		9:08.03 (11)		9:28.46 (12)		

12 1064 Daisy JEPKEMEI										KAZ	13 Feb 96	9:46.23 ^{SB}							
1	17.07	2	19.33	3	19.07	4	18.55	5	18.14	6	20.38	7	19.57	8	19.42	9	20.04	10	19.16
	17.07 (2)		36.40 (6)		55.47 (6)		1:14.02 (7)		1:32.16 (4)		1:52.54 (12)		2:12.11 (10)		2:31.53 (8)		2:51.57 (11)		3:10.73 (12)
11	18.60	12	19.17	13	19.77	14	19.02	15	19.41	16	19.56	17	20.10	18	19.44	19	19.62	20	20.59
	3:29.33 (12)		3:48.50 (12)		4:08.27 (12)		4:27.29 (12)		4:46.70 (12)		5:06.26 (12)		5:26.36 (12)		5:45.80 (12)		6:05.42 (12)		6:26.01 (12)
21	20.72	22	19.84	23	20.17	24	20.52	25	21.37	26	19.32	27	20.07	28	20.10	29	19.99		18.12
	6:46.73 (12)		7:06.57 (12)		7:26.74 (12)		7:47.26 (12)		8:08.63 (12)		8:27.95 (12)		8:48.02 (12)		9:08.12 (12)		9:28.11 (11)		

RACE ANALYSIS



3000 Metres Steeplechase Women - Round 1

First 5 of each heat (Q) qualify to Final

Heat 3 **3**

23 August 2023 20:23 START TIME 29° C TEMPERATURE 56 % HUMIDITY

1	100 m	2	200 m	3	300 m	4	400 m	5	500 m	6	600 m	7	700 m	8	800 m	9	900 m	10	1000 m
11	1100 m	12	1200 m	13	1300 m	14	1400 m	15	1500 m	16	1600 m	17	1700 m	18	1800 m	19	1900 m	20	2000 m
21	2100 m	22	2200 m	23	2300 m	24	2400 m	25	2500 m	26	2600 m	27	2700 m	28	2800 m	29	2900 m		

1 1073 Jackline CHEPKOECH										KEN 3 Oct 03 9:16.41									
1	16.28	2	21.54	3	16.91	4	18.63	5	18.34	6	18.71	7	18.28	8	18.24	9	18.66	10	18.69
	16.28(2)		37.82(10)		54.73(6)		1:13.36(6)		1:31.70(6)		1:50.41(4)		2:08.69(4)		2:26.93(4)		2:45.59(7)		3:04.28(4)
11	17.84	12	18.72	13	19.14	14	18.68	15	18.42	16	19.04	17	17.69	18	19.41	19	19.21	20	19.00
	3:22.12(3)		3:40.84(2)		3:59.98(3)		4:18.66(4)		4:37.08(3)		4:56.12(2)		5:13.81(3)		5:33.22(2)		5:52.43(2)		6:11.43(2)
21	18.79	22	19.64	23	19.12	24	18.14	25	17.86	26	17.71	27	18.16	28	18.74	29	18.36		18.46
	6:30.22(1)		6:49.86(2)		7:08.98(2)		7:27.12(1)		7:44.98(1)		8:02.69(1)		8:20.85(1)		8:39.59(1)		8:57.95(1)		

2 774 Zerfe WONDEMEGEGN										ETH 26 Oct 02 9:16.97									
1	18.05	2	18.53	3	17.90	4	18.60	5	18.09	6	19.40	7	18.43	8	18.26	9	17.70	10	19.58
	18.05(6)		36.58(4)		54.48(4)		1:13.08(4)		1:31.17(4)		1:50.57(5)		2:09.00(5)		2:27.26(5)		2:44.96(5)		3:04.54(5)
11	18.16	12	18.56	13	18.82	14	19.26	15	18.31	16	19.02	17	18.68	18	18.55	19	18.74	20	19.21
	3:22.70(5)		3:41.26(4)		4:00.08(4)		4:19.34(5)		4:37.65(5)		4:56.67(4)		5:15.35(5)		5:33.90(3)		5:52.64(3)		6:11.85(3)
21	18.80	22	19.61	23	18.95	24	18.46	25	18.09	26	18.00	27	18.05	28	18.27	29	18.57		18.32
	6:30.65(3)		6:50.26(5)		7:09.21(3)		7:27.67(2)		7:45.76(2)		8:03.76(2)		8:21.81(2)		8:40.08(2)		8:58.65(2)		

3 500 Luiza GEGA										ALB 5 Nov 88 9:17.71									
1	17.70	2	18.23	3	17.96	4	18.48	5	18.73	6	18.58	7	18.45	8	18.10	9	17.19	10	19.96
	17.70(4)		35.93(1)		53.89(1)		1:12.37(1)		1:31.10(2)		1:49.68(1)		2:08.13(1)		2:26.23(1)		2:43.42(1)		3:03.38(1)
11	18.52	12	18.63	13	19.11	14	18.79	15	18.46	16	18.92	17	15.72	18	21.62	19	19.03	20	19.03
	3:21.90(2)		3:40.53(1)		3:59.64(2)		4:18.43(2)		4:36.89(2)		4:55.81(1)		5:11.53(1)		5:33.15(1)		5:52.18(1)		6:11.21(1)
21	19.19	22	19.40	23	19.02	24	19.20	25	18.68	26	18.54	27	18.25	28	18.35	29	18.52		17.35
	6:30.40(2)		6:49.80(1)		7:08.82(1)		7:28.02(3)		7:46.70(3)		8:05.24(3)		8:23.49(3)		8:41.84(3)		9:00.36(3)		

4 810 Alice FINOT										FRA 9 Feb 91 9:20.27									
1	17.68	2	18.40	3	17.95	4	18.47	5	18.67	6	18.53	7	18.60	8	18.18	9	17.50	10	19.83
	17.68(3)		36.08(2)		54.03(2)		1:12.50(2)		1:31.17(3)		1:49.70(2)		2:08.30(2)		2:26.48(2)		2:43.98(2)		3:03.81(2)
11	7.20	12	29.97	13	19.17	14	18.49	15	18.86	16	18.75	17	15.60	18	22.18	19	18.76	20	19.09
	3:11.01(1)		3:40.98(3)		4:00.15(5)		4:18.64(3)		4:37.50(4)		4:56.25(3)		5:11.85(2)		5:34.03(4)		5:52.79(4)		6:11.88(4)
21	19.02	22	19.33	23	19.32	24	18.98	25	19.30	26	18.47	27	19.58	28	18.63	29	18.41		17.35
	6:30.90(4)		6:50.23(4)		7:09.55(4)		7:28.53(4)		7:47.83(4)		8:06.30(4)		8:25.88(4)		8:44.51(4)		9:02.92(4)		

5 878 Olivia GÜRTH										GER 31 May 02 9:24.28 PB									
1	18.14	2	18.67	3	18.09	4	18.63	5	18.53	6	18.71	7	18.64	8	18.64	9	17.26	10	20.33
	18.14(7)		36.81(6)		54.90(7)		1:13.53(7)		1:32.06(8)		1:50.77(7)		2:09.41(7)		2:28.05(7)		2:45.31(6)		3:05.64(7)
11	19.00	12	18.82	13	19.25	14	19.35	15	19.11	16	19.13	17	19.16	18	19.33	19	19.83	20	19.44
	3:24.64(7)		3:43.46(7)		4:02.71(7)		4:22.06(7)		4:41.17(7)		5:00.30(6)		5:19.46(8)		5:38.79(6)		5:58.62(6)		6:18.06(6)
21	19.13	22	19.20	23	19.36	24	19.24	25	19.27	26	18.59	27	18.14	28	18.26	29	18.38		16.65
	6:37.19(6)		6:56.39(6)		7:15.75(6)		7:34.99(6)		7:54.26(6)		8:12.85(7)		8:30.99(6)		8:49.25(6)		9:07.63(5)		

6 1110 Greta KARINAUSKAITĖ										LTU 11 Feb 01 9:30.28									
1	15.63	2	21.03	3	17.97	4	18.49	5	19.03	6	18.44	7	18.64	8	18.74	9	16.59	10	21.06
	15.63(1)		36.66(5)		54.63(5)		1:13.12(5)		1:32.15(9)		1:50.59(6)		2:09.23(6)		2:27.97(6)		2:44.56(4)		3:05.62(6)
11	18.90	12	18.90	13	19.59	14	19.08	15	19.13	16	19.51	17	15.77	18	23.37	19	19.57	20	19.34
	3:24.52(6)		3:43.42(6)		4:03.01(8)		4:22.09(8)		4:41.22(8)		5:00.73(7)		5:16.50(6)		5:39.87(7)		5:59.44(7)		6:18.78(7)
21	19.97	22	19.44	23	19.27	24	19.65	25	19.61	26	19.24	27	18.57	28	18.62	29	19.20		17.93
	6:38.75(7)		6:58.19(7)		7:17.46(7)		7:37.11(7)		7:56.72(7)		8:15.96(8)		8:34.53(7)		8:53.15(7)		9:12.35(7)		

7 1400 Kristlin GEAR										USA 20 Jul 99 9:30.61									
1	18.27	2	18.97	3	18.04	4	18.46	5	17.98	6	19.75	7	18.81	8	18.50	9	17.78	10	20.48
	18.27(8)		37.24(8)		55.28(8)		1:13.74(8)		1:31.72(7)		1:51.47(8)		2:10.28(8)		2:28.78(8)		2:46.56(8)		3:07.04(8)
11	19.00	12	18.89	13	7.17	14	25.68	15	1.54	16	42.70	17	16.16	18	22.78	19	19.67	20	19.66
	3:26.04(8)		3:44.93(8)		3:52.10(1)		4:17.78(1)		4:19.32(1)		5:02.02(8)		5:18.18(7)		5:40.96(8)		6:00.63(8)		6:20.29(8)
21	20.48	22	18.55	23	20.50	24	19.15	25	19.01	26	14.30	27	23.60	28	18.03	29	19.00		17.70
	6:40.77(9)		6:59.32(8)		7:19.82(8)		7:38.97(8)		7:57.98(8)		8:12.28(6)		8:35.88(8)		8:53.91(8)		9:12.91(8)		

RESULTS



3000 Metres Steeplechase Women - Round 1

First 5 of each heat (Q) qualify to Final

RECORDS	RESULT	NAME	COUNTRY	AGE	VENUE	DATE
World Record WR	8:44.32	Beatrice CHEPKOECH	KEN	27	Monaco (MON)	20 Jul 2018
Championships Record CR	8:53.02	Norah JERUTO	KAZ	27	Eugene, OR (USA)	20 Jul 2022
World Leading WL	8:57.35	Jackline CHEPKOECH	KEN	20	London (GBR)	23 Jul 2023
Area Record AR		National Record NR		Personal Best PB		Season Best SB

Heat 1

3

23 August 2023

19:53 START TIME

29° C TEMPERATURE
57% HUMIDITY

PLACE	BIB	NAME	COUNTRY	DATE OF BIRTH	ORDER	RESULT	
1	602	Winfred Mutile YAVI	BRN	31 Dec 99	6	9:19.18	Q
2	1072	Beatrice CHEPKOECH	KEN	6 Jul 91	4	9:19.22	Q
3	769	Lomi MULETA	ETH	29 Nov 01	12	9:20.13	Q
4	1443	Courtney WAYMENT	USA	4 Aug 98	10	9:20.60	Q
5	1340	Marwa BOUZAYANI	TUN	26 Mar 97	11	9:23.07	Q
6	1210	Alicja KONIECZEK	POL	2 Nov 94	9	9:23.45	PB
7	862	Aimee PRATT	GBR	3 Oct 97	3	9:26.37	
8	634	Regan YEE	CAN	4 Jul 95	7	9:26.39	
9	748	Marta SERRANO	ESP	5 Apr 03	1	9:31.82	
10	1344	Tuğba GÜVENÇ	TUR	9 Jul 94	5	9:50.96	
11	516	Brielle ERBACHER	AUS	28 Feb 99	2	9:57.11	
12	1368	Nataliya STREBKOVA	UKR	6 Mar 95	8	10:02.20	

INTERMEDIATE TIMES

100 m	17.19	Beatrice CHEPKOECH	200 m	35.61	Beatrice CHEPKOECH
300 m	54.37	Beatrice CHEPKOECH	400 m	1:13.48	Beatrice CHEPKOECH
500 m	1:33.12	Regan YEE	600 m	1:52.96	Lomi MULETA
700 m	2:12.26	Winfred Mutile YAVI	800 m	2:32.03	Winfred Mutile YAVI
900 m	2:50.31	Aimee PRATT	1000 m	3:10.81	Winfred Mutile YAVI
1100 m	3:30.05	Winfred Mutile YAVI	1200 m	3:48.53	Beatrice CHEPKOECH
1300 m	4:05.62	Courtney WAYMENT	1400 m	4:26.14	Beatrice CHEPKOECH
1500 m	4:44.79	Winfred Mutile YAVI	1600 m	5:02.99	Beatrice CHEPKOECH
1700 m	5:19.40	Marwa BOUZAYANI	1800 m	5:40.43	Beatrice CHEPKOECH
1900 m	5:59.09	Beatrice CHEPKOECH	2000 m	6:17.61	Beatrice CHEPKOECH
2100 m	6:36.55	Beatrice CHEPKOECH	2200 m	6:55.33	Beatrice CHEPKOECH
2300 m	7:14.07	Beatrice CHEPKOECH	2400 m	7:32.72	Beatrice CHEPKOECH
2500 m	7:51.41	Beatrice CHEPKOECH	2600 m	8:09.73	Winfred Mutile YAVI
2700 m	8:27.95	Winfred Mutile YAVI	2800 m	8:45.75	Beatrice CHEPKOECH
2900 m	9:03.58	Beatrice CHEPKOECH			

RESULTS
3000 Metres Steeplechase Women - Round 1

Heat 2

3

23 August 2023

20:08 START TIME

29° C
TEMPERATURE

57 %
HUMIDITY

PLACE	BIB	NAME	COUNTRY	DATE of BIRTH	ORDER	RESULT	
1	1074	Faith CHEROTICH	KEN	13 Jul 04	11	9:19.55	Q
2	757	Sembo ALMAYEW	ETH	24 Jan 05	10	9:19.60	Q
3	1350	Peruth CHEMUTAI	UGA	10 Jul 99	5	9:20.03	Q
4	1281	Maruša MIŠMAŠ ZRIMŠEK	SLO	24 Oct 94	8	9:21.79	Q
5	954	Parul CHAUDHARY	IND	15 Apr 95	2	9:24.29	Q PB
6	614	Ceili MCCABE	CAN	17 Sep 01	7	9:29.30	
7	517	Cara FEAIN-RYAN	AUS	5 Feb 99	3	9:29.60	PB
8	745	Carolina ROBLES	ESP	4 Dec 91	9	9:34.41	
9	827	Flavie RENOARD	FRA	10 Sep 00	12	9:39.91	
10	1382	Emma COBURN	USA	19 Oct 90	6	9:41.52	
11	1211	Aneta KONIECZEK	POL	8 Jun 97	1	9:45.61	
12	1064	Daisy JEPKEMEI	KAZ	13 Feb 96	4	9:46.23	SB

INTERMEDIATE TIMES

100 m	17.06 Faith CHEROTICH	200 m	35.96 Peruth CHEMUTAI
300 m	54.84 Carolina ROBLES	400 m	1:13.10 Carolina ROBLES
500 m	1:29.01 Sembo ALMAYEW	600 m	1:51.41 Peruth CHEMUTAI
700 m	2:11.08 Peruth CHEMUTAI	800 m	2:30.66 Peruth CHEMUTAI
900 m	2:47.76 Sembo ALMAYEW	1000 m	3:09.16 Peruth CHEMUTAI
1100 m	3:27.76 Peruth CHEMUTAI	1200 m	3:46.38 Peruth CHEMUTAI
1300 m	4:03.01 Sembo ALMAYEW	1400 m	4:23.31 Peruth CHEMUTAI
1500 m	4:41.73 Peruth CHEMUTAI	1600 m	5:00.01 Peruth CHEMUTAI
1700 m	5:15.07 Peruth CHEMUTAI	1800 m	5:37.51 Peruth CHEMUTAI
1900 m	5:56.41 Peruth CHEMUTAI	2000 m	6:15.31 Peruth CHEMUTAI
2100 m	6:34.33 Peruth CHEMUTAI	2200 m	6:52.58 Peruth CHEMUTAI
2300 m	7:11.15 Peruth CHEMUTAI	2400 m	7:29.95 Peruth CHEMUTAI
2500 m	7:46.88 Maruša MIŠMAŠ ZRIMŠEK	2600 m	8:08.14 Peruth CHEMUTAI
2700 m	8:26.92 Peruth CHEMUTAI	2800 m	8:45.20 Faith CHEROTICH
2900 m	9:03.27 Faith CHEROTICH		

RESULTS
3000 Metres Steeplechase Women - Round 1

Heat 3

3

23 August 2023

20:23 START TIME

29° C
TEMPERATURE

56 %
HUMIDITY

PLACE	BIB	NAME	COUNTRY	DATE of BIRTH	ORDER	RESULT	
1	1073	Jackline CHEPKOECH	KEN	3 Oct 03	1	9:16.41	Q
2	774	Zerfe WONDEMAGEGN	ETH	26 Oct 02	11	9:16.97	Q
3	500	Luiza GEGA	ALB	5 Nov 88	4	9:17.71	Q
4	810	Alice FINOT	FRA	9 Feb 91	2	9:20.27	Q
5	878	Olivia GÜRTH	GER	31 May 02	3	9:24.28	Q PB
6	1110	Greta KARINAUSKAITĖ	LTU	11 Feb 01	7	9:30.28	
7	1400	Kristlin GEAR	USA	20 Jul 99	8	9:30.61	
8	511	Amy CASHIN	AUS	28 Jul 94	6	9:31.07	SB
9	746	Irene SÁNCHEZ-ESCRIBANO	ESP	25 Aug 92	10	9:31.97	
10	702	Juliane HVID	DEN	8 Apr 98	9	10:09.41	
11	578	Tatiane Raquel DA SILVA	BRA	10 Jun 90	5	10:19.80	

INTERMEDIATE TIMES

100 m	15.63 Greta KARINAUSKAITĖ	200 m	35.93 Luiza GEGA
300 m	53.89 Luiza GEGA	400 m	1:12.37 Luiza GEGA
500 m	1:31.09 Amy CASHIN	600 m	1:49.68 Luiza GEGA
700 m	2:08.13 Luiza GEGA	800 m	2:26.23 Luiza GEGA
900 m	2:43.42 Luiza GEGA	1000 m	3:03.38 Luiza GEGA
1100 m	3:11.01 Alice FINOT	1200 m	3:40.53 Luiza GEGA
1300 m	3:52.10 Kristlin GEAR	1400 m	4:17.78 Kristlin GEAR
1500 m	4:19.32 Kristlin GEAR	1600 m	4:55.81 Luiza GEGA
1700 m	5:11.53 Luiza GEGA	1800 m	5:33.15 Luiza GEGA
1900 m	5:52.18 Luiza GEGA	2000 m	6:11.21 Luiza GEGA
2100 m	6:30.22 Jackline CHEPKOECH	2200 m	6:49.80 Luiza GEGA
2300 m	7:08.82 Luiza GEGA	2400 m	7:27.12 Jackline CHEPKOECH
2500 m	7:44.98 Jackline CHEPKOECH	2600 m	8:02.69 Jackline CHEPKOECH
2700 m	8:20.85 Jackline CHEPKOECH	2800 m	8:39.59 Jackline CHEPKOECH
2900 m	8:57.95 Jackline CHEPKOECH		

ALL-TIME OUTDOOR TOP LIST

RESULT	NAME	VENUE	DATE
8:44.32	Beatrice CHEPKOECH (KEN)	Monaco (MON)	20 Jul 18
8:52.78	Ruth JEBET (BRN)	Paris (FRA)	27 Aug 16
8:53.02	Norah JERUTO (KAZ)	Eugene, OR (USA)	20 Jul 22
8:54.61	Werkuha GETACHEW (ETH)	Eugene, OR (USA)	20 Jul 22
8:56.08	Mekides ABEBE (ETH)	Eugene, OR (USA)	20 Jul 22
8:56.55	Winfred Mutile YAVI (BRN)	Paris (FRA)	18 Jun 22
8:57.35	Jackline CHEPKOECH (KEN)	London (GBR)	23 Jul 23
8:57.77	Courtney FRERICH (USA)	Eugene, OR (USA)	21 Aug 21
8:58.78	Celliphine Chepteek CHESPOL (KEN)	Eugene, OR (USA)	26 May 17
8:58.81	Gulnara GALKINA (RUS)	Beijing (CHN)	17 Aug 08

2023 OUTDOOR TOP LIST

RESULT	NAME	VENUE	2023
8:57.35	Jackline CHEPKOECH (KEN)	London (GBR)	23 Jul
9:00.71	Sembo ALMAYEW (ETH)	Firenze (ITA)	2 Jun
9:04.34	Beatrice CHEPKOECH (KEN)	London (GBR)	23 Jul
9:04.38	Winfred Mutile YAVI (BRN)	Doha (QAT)	5 May
9:04.61	Zerfe WONDEMAGEGN (ETH)	Firenze (ITA)	2 Jun
9:06.43	Faith CHEROTICH (KEN)	Doha (QAT)	5 May
9:10.04	Alice FINOT (FRA)	Firenze (ITA)	2 Jun
9:10.07	Maruša MIŠMAŠ ZRIMŠEK (SLO)	Firenze (ITA)	2 Jun
9:11.09	Mekides ABEBE (ETH)	Firenze (ITA)	2 Jun
9:11.41	Courtney WAYMENT (USA)	Firenze (ITA)	2 Jun

RESULTS



100 Metres Hurdles Women - Final

RECORDS	RESULT	NAME	COUNTRY	AGE	VENUE	DATE
World Record WR	12.12	Tobi AMUSAN	NGR	25	Eugene, OR (USA)	24 Jul 2022
Championships Record CR	12.12	Tobi AMUSAN	NGR	25	Eugene, OR (USA)	24 Jul 2022
World Leading WL	12.24	Kendra HARRISON	USA	31	Budapest	22 Aug 2023
Area Record AR		National Record NR		Personal Best PB		Season Best SB

24 August 2023 21:24 START TIME

28° C TEMPERATURE 48 % HUMIDITY

-0.2m/s WIND

PLACE	BIB	NAME	COUNTRY	DATE OF BIRTH	LANE	RESULT	REACTION	Fn
1	1036	Danielle WILLIAMS	JAM	14 Sep 92	2	12.43	SB	0.132
2	1249	Jasmine CAMACHO-QUINN	PUR	21 Aug 96	7	12.44		0.164
3	1403	Kendra HARRISON	USA	18 Sep 92	4	12.46		0.155
4	544	Devynne CHARLTON	BAH	26 Nov 95	6	12.52		0.149
5	1022	Ackera NUGENT	JAM	29 Apr 02	8	12.61		0.135
6	1159	Tobi AMUSAN	NGR	23 Apr 97	5	12.62		0.152
7	1301	Ditaji KAMBUNDJI	SUI	20 May 02	9	12.70		0.140
8	1371	Nia ALI	USA	23 Oct 88	3	12.78		0.159

ALL-TIME OUTDOOR TOP LIST				2023 OUTDOOR TOP LIST			
RESULT	NAME	VENUE	DATE	RESULT	NAME	VENUE	2023
12.12	Tobi AMUSAN (NGR)	Eugene, OR (USA)	24 Jul 22	12.24	Kendra HARRISON (USA)	Budapest	22 Aug
12.20	Kendra HARRISON (USA)	London (GBR)	22 Jul 16	12.30	Nia ALI (USA)	Monaco (MON)	21 Jul
12.21	Yordanka DONKOVA (BUL)	Stara Zagora (BUL)	20 Aug 88	12.31	Jasmine CAMACHO-QUINN (PUR)	Los Angeles, CA (USA)	27 May
12.25	Ginka ZAGORCHEVA (BUL)	Drama (GRE)	8 Aug 87	12.34	Tobi AMUSAN (NGR)	Chorzów (POL)	16 Jul
12.26	Ludmila ENGQUIST (RUS)	Sevilla (ESP)	6 Jun 92	12.36	Masai RUSSELL (USA)	Austin, TX (USA)	1 Apr
12.26	Brianna MCNEAL (USA)	Des Moines, IA (USA)	22 Jun 13	12.37	Alaysha JOHNSON (USA)	Eugene, OR (USA)	8 Jul
12.26	Jasmine CAMACHO-QUINN (PUR)	Tokyo (JPN)	1 Aug 21	12.39	Tia JONES (USA)	Monaco (MON)	21 Jul
12.28	Sally PEARSON (AUS)	Daegu (KOR)	3 Sep 11	12.40	Alia ARMSTRONG (USA)	Baton Rouge, LA (USA)	13 May
12.30	Nia ALI (USA)	Monaco (MON)	21 Jul 23	12.43	Ackera NUGENT (JAM)	Baton Rouge, LA (USA)	13 May
12.31	Britany ANDERSON (JAM)	Eugene, OR (USA)	24 Jul 22	12.43	Danielle WILLIAMS (JAM)	Budapest	24 Aug

RESULT PROGRESSION



100 Metres Hurdles Women - Final

RECORDS	RESULT	NAME	COUNTRY	AGE	VENUE	DATE
World Record WR	12.12	Tobi AMUSAN	NGR	25	Eugene, OR (USA)	24 Jul 2022
Championships Record CR	12.12	Tobi AMUSAN	NGR	25	Eugene, OR (USA)	24 Jul 2022
World Leading WL	12.24	Kendra HARRISON	USA	31	Budapest	22 Aug 2023
Area Record AR		National Record NR		Personal Best PB		Season Best SB

24 August 2023

RANK	BIB	NAME	COUNTRY	DATE of BIRTH	PHASE	HEAT	LANE	PLACE	RESULT	WIND
1	1036	Danielle WILLIAMS	JAM	14 Sep 92	Final	1	2	1	12.43 SB	-0.2
					Semi-Final	3	4	5	12.50 q SB	-0.4
					Round 1	3	3	6	12.51 Q SB	+0.1
2	1249	Jasmine CAMACHO-QUINN	PUR	21 Aug 96	Final	1	7	2	12.44	-0.2
					Semi-Final	3	5	2	12.41 Q	-0.4
					Round 1	4	9	4	12.50 Q	0.0
3	1403	Kendra HARRISON	USA	18 Sep 92	Final	1	4	3	12.46	-0.2
					Semi-Final	1	7	1	12.33 Q	+0.5
					Round 1	3	4	1	12.24 Q WL	+0.1
4	544	Devynne CHARLTON	BAH	26 Nov 95	Final	1	6	4	12.52	-0.2
					Semi-Final	1	6	3	12.49 Q	+0.5
					Round 1	3	9	2	12.44 Q NR	+0.1
5	1022	Ackera NUGENT	JAM	29 Apr 02	Final	1	8	5	12.61	-0.2
					Semi-Final	2	5	9	12.60 Q	-0.7
					Round 1	1	7	8	12.60 Q	+0.1
6	1159	Tobi AMUSAN	NGR	23 Apr 97	Final	1	5	6	12.62	-0.2
					Semi-Final	2	7	8	12.56 Q	-0.7
					Round 1	5	4	3	12.48 Q	+0.4
7	1301	Ditaji KAMBUNDJI	SUI	20 May 02	Final	1	9	7	12.70	-0.2
					Semi-Final	1	3	6	12.50 q	+0.5
					Round 1	4	2	13	12.71 Q	0.0
8	1371	Nia ALI	USA	23 Oct 88	Final	1	3	8	12.78	-0.2
					Semi-Final	3	6	4	12.49 Q	-0.4
					Round 1	2	5	7	12.55 Q	+0.1

ALL-TIME OUTDOOR TOP LIST				2023 OUTDOOR TOP LIST			
RESULT	NAME	VENUE	DATE	RESULT	NAME	VENUE	2023
12.12	Tobi AMUSAN (NGR)	Eugene, OR (USA)	24 Jul 22	12.24	Kendra HARRISON (USA)	Budapest	22 Aug
12.20	Kendra HARRISON (USA)	London (GBR)	22 Jul 16	12.30	Nia ALI (USA)	Monaco (MON)	21 Jul
12.21	Yordanka DONKOVA (BUL)	Stara Zagora (BUL)	20 Aug 88	12.31	Jasmine CAMACHO-QUINN (PUR)	Los Angeles, CA (USA)	27 May
12.25	Ginka ZAGORCHEVA (BUL)	Drama (GRE)	8 Aug 87	12.34	Tobi AMUSAN (NGR)	Chorzów (POL)	16 Jul
12.26	Ludmila ENGQUIST (RUS)	Sevilla (ESP)	6 Jun 92	12.36	Masai RUSSELL (USA)	Austin, TX (USA)	1 Apr
12.26	Brianna MCNEAL (USA)	Des Moines, IA (USA)	22 Jun 13	12.37	Alaysha JOHNSON (USA)	Eugene, OR (USA)	8 Jul
12.26	Jasmine CAMACHO-QUINN (PUR)	Tokyo (JPN)	1 Aug 21	12.39	Tia JONES (USA)	Monaco (MON)	21 Jul
12.28	Sally PEARSON (AUS)	Daegu (KOR)	3 Sep 11	12.40	Alia ARMSTRONG (USA)	Baton Rouge, LA (USA)	13 May
12.30	Nia ALI (USA)	Monaco (MON)	21 Jul 23	12.43	Ackera NUGENT (JAM)	Baton Rouge, LA (USA)	13 May
12.31	Britany ANDERSON (JAM)	Eugene, OR (USA)	24 Jul 22	12.43	Danielle WILLIAMS (JAM)	Budapest	24 Aug

SUMMARY



100 Metres Hurdles Women - Semi-Final

First 2 of each heat (Q) plus 2 fastest times (q) qualify to Final

RECORDS	RESULT	NAME	COUNTRY	AGE	VENUE	DATE
World Record WR	12.12	Tobi AMUSAN	NGR	25	Eugene, OR (USA)	24 Jul 2022
Championships Record CR	12.12	Tobi AMUSAN	NGR	25	Eugene, OR (USA)	24 Jul 2022
World Leading WL	12.24	Kendra HARRISON	USA	31	Budapest	22 Aug 2023
Area Record AR		National Record NR		Personal Best PB		Season Best SB

23 August 2023

RANK	PLACE	HEAT	LANE	BIB	NAME	COUNTRY	DATE OF BIRTH	RESULT		WIND
1	1	1	7	1403	Kendra HARRISON	USA	18 Sep 92	12.33	Q	+0.5
2	1	3	5	1249	Jasmine CAMACHO-QUINN	PUR	21 Aug 96	12.41	Q	-0.4
3	2	1	6	544	Devynne CHARLTON	BAH	26 Nov 95	12.49 (.484)	Q	+0.5
4	2	3	6	1371	Nia ALI	USA	23 Oct 88	12.49 (.486)	Q	-0.4
5	3	3	4	1036	Danielle WILLIAMS	JAM	14 Sep 92	12.50 (.498)	q SB	-0.4
6	3	1	3	1301	Ditaji KAMBUNDJI	SUI	20 May 02	12.50 (.500)	q	+0.5
7	4	1	5	1029	Megan TAPPER	JAM	18 Mar 94	12.55		+0.5
8	1	2	7	1159	Tobi AMUSAN	NGR	23 Apr 97	12.56	Q	-0.7
9	2	2	5	1022	Ackera NUGENT	JAM	29 Apr 02	12.60	Q	-0.7
10	3	2	6	1157	Nadine VISSER	NED	9 Feb 95	12.62 (.618)	SB	-0.7
11	5	1	4	963	Sarah LAVIN	IRL	28 May 94	12.62 (.619)	NR	+0.5
12	4	3	7	1224	Pia SKRZYSZOWSKA	POL	20 Apr 01	12.71		-0.4
13	4	2	3	932	Luca KOZÁK	HUN	1 Jun 96	12.73		-0.7
14	5	3	3	521	Michelle JENNEKE	AUS	23 Jun 93	12.80		-0.4
15	6	3	8	1261	Marione FOURIE	RSA	30 Apr 02	12.89		-0.4
16	7	3	9	700	Mette GRAVERSGAARD	DEN	5 Oct 95	12.94		-0.4
17	5	2	8	830	Cyréna SAMBA-MAYELA	FRA	31 Oct 00	12.95		-0.7
18	6	1	8	866	Cindy SEMBER	GBR	5 Aug 94	12.97 (.962)		+0.5
19	6	2	2	530	Celeste MUCCI	AUS	11 Aug 99	12.97 (.963)		-0.7
20	8	3	2	611	Michelle HARRISON	CAN	6 Dec 92	13.05 (.042)		-0.4
21	7	2	9	783	Reetta HURSKA	FIN	15 May 95	13.05 (.043)		-0.7
22	7	1	2	1151	Maayke TJIN-A-LIM	NED	10 Jan 98	13.05 (.049)		+0.5
23	8	1	9	685	Natalia CHRISTOFI	CYP	10 Feb 97	13.15		+0.5
		2	4	1437	Masai RUSSELL	USA	17 Jun 00	DNF		-0.7

ALL-TIME OUTDOOR TOP LIST

RESULT	NAME	VENUE	DATE
12.12	Tobi AMUSAN (NGR)	Eugene, OR (USA)	24 Jul 22
12.20	Kendra HARRISON (USA)	London (GBR)	22 Jul 16
12.21	Yordanka DONKOVA (BUL)	Stara Zagora (BUL)	20 Aug 88
12.25	Ginka ZAGORCHEVA (BUL)	Drama (GRE)	8 Aug 87
12.26	Ludmila ENGQUIST (RUS)	Sevilla (ESP)	6 Jun 92
12.26	Brianna MCNEAL (USA)	Des Moines, IA (USA)	22 Jun 13
12.26	Jasmine CAMACHO-QUINN (PUR)	Tokyo (JPN)	1 Aug 21
12.28	Sally PEARSON (AUS)	Daegu (KOR)	3 Sep 11
12.30	Nia ALI (USA)	Monaco (MON)	21 Jul 23
12.31	Britany ANDERSON (JAM)	Eugene, OR (USA)	24 Jul 22

2023 OUTDOOR TOP LIST

RESULT	NAME	VENUE	2023
12.24	Kendra HARRISON (USA)	Budapest	22 Aug
12.30	Nia ALI (USA)	Monaco (MON)	21 Jul
12.31	Jasmine CAMACHO-QUINN (PUR)	Los Angeles, CA (USA)	27 May
12.34	Tobi AMUSAN (NGR)	Chorzów (POL)	16 Jul
12.36	Masai RUSSELL (USA)	Austin, TX (USA)	1 Apr
12.37	Alaysha JOHNSON (USA)	Eugene, OR (USA)	8 Jul
12.39	Tia JONES (USA)	Monaco (MON)	21 Jul
12.40	Alia ARMSTRONG (USA)	Baton Rouge, LA (USA)	13 May
12.43	Ackera NUGENT (JAM)	Baton Rouge, LA (USA)	13 May
12.44	Meqan TAPPER (JAM)	Kingston (JAM)	8 Jul
12.44	Devynne CHARLTON (BAH)	Budapest	22 Aug

RESULTS



100 Metres Hurdles Women - Semi-Final

First 2 of each heat (Q) plus 2 fastest times (q) qualify to Final

RECORDS	RESULT	NAME	COUNTRY	AGE	VENUE	DATE
World Record WR	12.12	Tobi AMUSAN	NGR	25	Eugene, OR (USA)	24 Jul 2022
Championships Record CR	12.12	Tobi AMUSAN	NGR	25	Eugene, OR (USA)	24 Jul 2022
World Leading WL	12.24	Kendra HARRISON	USA	31	Budapest	22 Aug 2023
Area Record AR		National Record NR		Personal Best PB		Season Best SB

Heat 1

3

23 August 2023 20:46 START TIME

28° C TEMPERATURE 55% HUMIDITY

+0.5m/s WIND

PLACE	BIB	NAME	COUNTRY	DATE OF BIRTH	LANE	RESULT	REACTION	Fn
1	1403	Kendra HARRISON	USA	18 Sep 92	7	12.33 Q	0.142	
2	544	Devynne CHARLTON	BAH	26 Nov 95	6	12.49 (.484) Q	0.177	
3	1301	Ditaji KAMBUNDJI	SUI	20 May 02	3	12.50 (.500) q	0.141	
4	1029	Megan TAPPER	JAM	18 Mar 94	5	12.55	0.162	
5	963	Sarah LAVIN	IRL	28 May 94	4	12.62 (.619) NR	0.139	
6	866	Cindy SEMBER	GBR	5 Aug 94	8	12.97 (.962)	0.167	
7	1151	Maayke TJIN-A-LIM	NED	10 Jan 98	2	13.05 (.049)	0.135	
8	685	Natalia CHRISTOFI	CYP	10 Feb 97	9	13.15	0.155	

Heat 2

3

23 August 2023 20:53 START TIME

28° C TEMPERATURE 59% HUMIDITY

-0.7m/s WIND

PLACE	BIB	NAME	COUNTRY	DATE OF BIRTH	LANE	RESULT	REACTION	Fn
1	1159	Tobi AMUSAN	NGR	23 Apr 97	7	12.56 Q	0.155	
2	1022	Ackera NUGENT	JAM	29 Apr 02	5	12.60 Q	0.130	
3	1157	Nadine VISSER	NED	9 Feb 95	6	12.62 (.618) SB	0.131	
4	932	Luca KOZÁK	HUN	1 Jun 96	3	12.73	0.142	
5	830	Cyréna SAMBA-MAYELA	FRA	31 Oct 00	8	12.95	0.170	
6	530	Celeste MUCCI	AUS	11 Aug 99	2	12.97 (.963)	0.175	
7	783	Reetta HURSKE	FIN	15 May 95	9	13.05 (.043)	0.137	
1437		Masai RUSSELL	USA	17 Jun 00	4	DNF	0.152	

Heat 3

3

23 August 2023 21:01 START TIME

28° C TEMPERATURE 59% HUMIDITY

-0.4m/s WIND

PLACE	BIB	NAME	COUNTRY	DATE OF BIRTH	LANE	RESULT	REACTION	Fn
1	1249	Jasmine CAMACHO-QUINN	PUR	21 Aug 96	5	12.41 Q	0.138	
2	1371	Nia ALI	USA	23 Oct 88	6	12.49 (.486) Q	0.156	
3	1036	Danielle WILLIAMS	JAM	14 Sep 92	4	12.50 (.498) q SB	0.133	
4	1224	Pia SKRZY SZOWSKA	POL	20 Apr 01	7	12.71	0.136	
5	521	Michelle JENNEKE	AUS	23 Jun 93	3	12.80	0.146	
6	1261	Marione FOURIE	RSA	30 Apr 02	8	12.89	0.158	
7	700	Mette GRAVERSGAARD	DEN	5 Oct 95	9	12.94	0.163	
8	611	Michelle HARRISON	CAN	6 Dec 92	2	13.05 (.042)	0.158	

ALL-TIME OUTDOOR TOP LIST

RESULT	NAME	VENUE	DATE
12.12	Tobi AMUSAN (NGR)	Eugene, OR (USA)	24 Jul 22
12.20	Kendra HARRISON (USA)	London (GBR)	22 Jul 16
12.21	Yordanka DONKOVA (BUL)	Stara Zagora (BUL)	20 Aug 88
12.25	Ginka ZAGORCHEVA (BUL)	Drama (GRE)	8 Aug 87
12.26	Ludmila ENGQUIST (RUS)	Sevilla (ESP)	6 Jun 92
12.26	Brianna MCNEAL (USA)	Des Moines, IA (USA)	22 Jun 13
12.26	Jasmine CAMACHO-QUINN (PUR)	Tokyo (JPN)	1 Aug 21
12.28	Sally PEARSON (AUS)	Daegu (KOR)	3 Sep 11
12.30	Nia ALI (USA)	Monaco (MON)	21 Jul 23
12.31	Britany ANDERSON (JAM)	Eugene, OR (USA)	24 Jul 22

2023 OUTDOOR TOP LIST

RESULT	NAME	VENUE	2023
12.24	Kendra HARRISON (USA)	Budapest	22 Aug
12.30	Nia ALI (USA)	Monaco (MON)	21 Jul
12.31	Jasmine CAMACHO-QUINN (PUR)	Los Angeles, CA (USA)	27 May
12.34	Tobi AMUSAN (NGR)	Chorzów (POL)	16 Jul
12.36	Masai RUSSELL (USA)	Austin, TX (USA)	1 Apr
12.37	Alaysha JOHNSON (USA)	Eugene, OR (USA)	8 Jul
12.39	Tia JONES (USA)	Monaco (MON)	21 Jul
12.40	Alia ARMSTRONG (USA)	Baton Rouge, LA (USA)	13 May
12.43	Ackera NUGENT (JAM)	Baton Rouge, LA (USA)	13 May
12.44	Megan TAPPER (JAM)	Kingston (JAM)	8 Jul
12.44	Devynne CHARLTON (BAH)	Budapest	22 Aug

SUMMARY



100 Metres Hurdles Women - Round 1

First 4 of each heat (Q) plus 4 fastest times (q) qualify to Semi-Final

RECORDS	RESULT	NAME	COUNTRY	AGE	VENUE	DATE
World Record WR	12.12	Tobi AMUSAN	NGR	25	Eugene, OR (USA)	24 Jul 2022
Championships Record CR	12.12	Tobi AMUSAN	NGR	25	Eugene, OR (USA)	24 Jul 2022
World Leading WL	12.24	Kendra HARRISON	USA	31	Budapest	22 Aug 2023
Area Record AR		National Record NR		Personal Best PB		Season Best SB

22 August 2023

RANK	PLACE	HEAT	LANE	BIB	NAME	COUNTRY	DATE OF BIRTH	RESULT		WIND
1	1	3	4	1403	Kendra HARRISON	USA	18 Sep 92	12.24	Q WL	+0.1
2	2	3	9	544	Devynne CHARLTON	BAH	26 Nov 95	12.44	Q NR	+0.1
3	1	5	4	1159	Tobi AMUSAN	NGR	23 Apr 97	12.48	Q	+0.4
4	1	4	9	1249	Jasmine CAMACHO-QUINN	PUR	21 Aug 96	12.50	Q	0.0
5	2	5	3	1029	Megan TAPPER	JAM	18 Mar 94	12.51 (.505)	Q	+0.4
6	3	3	3	1036	Danielle WILLIAMS	JAM	14 Sep 92	12.51 (.509)	Q SB	+0.1
7	1	2	5	1371	Nia ALI	USA	23 Oct 88	12.55	Q	+0.1
8	1	1	7	1022	Ackera NUGENT	JAM	29 Apr 02	12.60 (.594)	Q	+0.1
9	2	1	6	1437	Masai RUSSELL	USA	17 Jun 00	12.60 (.599)	Q	+0.1
10	2	2	4	1224	Pia SKRZYSZOWSKA	POL	20 Apr 01	12.65	Q	+0.1
11	2	4	4	1157	Nadine VISSER	NED	9 Feb 95	12.68	Q	0.0
12	3	1	2	963	Sarah LAVIN	IRL	28 May 94	12.69	Q	+0.1
13	3	4	2	1301	Ditaji KAMBUNDJI	SUI	20 May 02	12.71 (.703)	Q	0.0
14	4	1	9	830	Cyréna SAMBA-MAYELA	FRA	31 Oct 00	12.71 (.708)	Q	+0.1
15	3	2	6	932	Luca KOZÁK	HUN	1 Jun 96	12.71 (.710)	Q SB	+0.1
15	3	2	2	1261	Marione FOURIE	RSA	30 Apr 02	12.71 (.710)	Q	+0.1
15	3	5	5	521	Michelle JENNEKE	AUS	23 Jun 93	12.71 (.710)	Q	+0.4
18	4	3	8	866	Cindy SEMBER	GBR	5 Aug 94	12.83	Q SB	+0.1
19	5	1	5	700	Mette GRAVERSGAARD	DEN	5 Oct 95	12.87	q	+0.1
20	6	1	8	611	Michelle HARRISON	CAN	6 Dec 92	12.88	q	+0.1
21	4	5	7	685	Natalia CHRISTOFI	CYP	10 Feb 97	12.90 (.893)	Q	+0.4
22	4	4	3	530	Celeste MUCCI	AUS	11 Aug 99	12.90 (.895)	Q	0.0
23	5	3	1	783	Reetta HURSKKE	FIN	15 May 95	12.92 (.911)	q	+0.1
24	5	5	2	1151	Maayke TJIN-A-LIM	NED	10 Jan 98	12.92 (.917)	q	+0.4
25	5	4	1	804	Laeticia BAPTÉ	FRA	8 Feb 99	12.93 (.922)		0.0
26	6	5	8	1103	Ebony MORRISON	LBR	28 Dec 94	12.93 (.925)		+0.4
27	6	3	7	950	Anna TÓTH	HUN	20 Nov 03	12.95		+0.1
28	6	4	8	606	Mariam ABDUL-RASHID	CAN	21 Sep 97	13.04		0.0
29	7	4	5	957	Jyothi YARRAJI	IND	28 Aug 99	13.05 (.042)		0.0
30	7	3	6	1259	Taylon BIELDT	RSA	4 Nov 98	13.05 (.048)		+0.1
31	8	3	5	522	Hannah JONES	AUS	5 Oct 95	13.05 (.049)		+0.1
32	7	1	3	927	Gréta KEREKES	HUN	9 Oct 92	13.09		+0.1
33	5	2	7	782	Lotta HARALA	FIN	26 Mar 92	13.11		+0.1
34	7	5	6	1056	Yumi TANAKA	JPN	15 Dec 98	13.12		+0.4
35	8	5	9	1277	Nika GLOJNARIČ	SLO	29 Nov 00	13.13		+0.4
36	6	2	1	1057	Asuka TERADA	JPN	14 Jan 90	13.15		+0.1
37	7	2	3	1117	Sidonie FIADANANTSOA	MAD	30 Apr 99	13.18		+0.1
38	8	4	7	1223	Klaudia SICIARZ	POL	15 Mar 98	13.25		0.0
39	8	1	4	1041	Masumi AOKI	JPN	16 Apr 94	13.26		+0.1
40	8	2	9	1314	Viktória FORSTER	SVK	8 Apr 02	13.47		+0.1

SUMMARY
100 Metres Hurdles Women - Round 1

22 August 2023

RANK	PLACE	HEAT	LANE	BIB	NAME	COUNTRY	DATE of BIRTH	RESULT	WIND
41	9	3	2	953	Dina AULIA	INA	3 Aug 03	13.54	+0.1
42	9	2	8	581	Caroline DE MELO TOMAZ	BRA	29 Jul 94	13.59	+0.1
43	9	4	6	1333	Naomi AKAKPO	TOG	17 Dec 00	13.96	0.0

ALL-TIME OUTDOOR TOP LIST				2023 OUTDOOR TOP LIST			
RESULT	NAME	VENUE	DATE	RESULT	NAME	VENUE	2023
12.12	Tobi AMUSAN (NGR)	Eugene, OR (USA)	24 Jul 22	12.24	Kendra HARRISON (USA)	Budapest	22 Aug
12.20	Kendra HARRISON (USA)	London (GBR)	22 Jul 16	12.30	Nia ALI (USA)	Monaco (MON)	21 Jul
12.21	Yordanka DONKOVA (BUL)	Stara Zagora (BUL)	20 Aug 88	12.31	Jasmine CAMACHO-QUINN (PUR)	Los Angeles, CA (USA)	27 May
12.25	Ginka ZAGORCHEVA (BUL)	Drama (GRE)	8 Aug 87	12.34	Tobi AMUSAN (NGR)	Chorzów (POL)	16 Jul
12.26	Ludmila ENGQUIST (RUS)	Sevilla (ESP)	6 Jun 92	12.36	Masai RUSSELL (USA)	Austin, TX (USA)	1 Apr
12.26	Brianna MCNEAL (USA)	Des Moines, IA (USA)	22 Jun 13	12.37	Alaysha JOHNSON (USA)	Eugene, OR (USA)	8 Jul
12.26	Jasmine CAMACHO-QUINN (PUR)	Tokyo (JPN)	1 Aug 21	12.39	Tia JONES (USA)	Monaco (MON)	21 Jul
12.28	Sally PEARSON (AUS)	Daegu (KOR)	3 Sep 11	12.40	Alia ARMSTRONG (USA)	Baton Rouge, LA (USA)	13 May
12.30	Nia ALI (USA)	Monaco (MON)	21 Jul 23	12.43	Ackera NUGENT (JAM)	Baton Rouge, LA (USA)	13 May
12.31	Britany ANDERSON (JAM)	Eugene, OR (USA)	24 Jul 22	12.44	Megan TAPPER (JAM)	Kingston (JAM)	8 Jul
				12.44	Devynne CHARLTON (BAH)	Budapest	22 Aug

RESULTS



100 Metres Hurdles Women - Round 1

First 4 of each heat (Q) plus 4 fastest times (q) qualify to Semi-Final

RECORDS	RESULT	NAME	COUNTRY	AGE	VENUE	DATE
World Record WR	12.12	Tobi AMUSAN	NGR	25	Eugene, OR (USA)	24 Jul 2022
Championships Record CR	12.12	Tobi AMUSAN	NGR	25	Eugene, OR (USA)	24 Jul 2022
World Leading WL	12.24	Kendra HARRISON	USA	31	Budapest	22 Aug 2023
Area Record AR		National Record NR		Personal Best PB		Season Best SB

Heat 1 **5** 22 August 2023 18:40 START TIME 35° C TEMPERATURE 37 % HUMIDITY +0.1 m/s WIND

PLACE	BIB	NAME	COUNTRY	DATE OF BIRTH	LANE	RESULT	REACTION	Fn
1	1022	Ackera NUGENT	JAM	29 Apr 02	7	12.60 (.594) Q	0.134	
2	1437	Masai RUSSELL	USA	17 Jun 00	6	12.60 (.599) Q	0.164	
3	963	Sarah LAVIN	IRL	28 May 94	2	12.69 Q	0.139	
4	830	Cyréna SAMBA-MAYELA	FRA	31 Oct 00	9	12.71 (.708) Q	0.144	
5	700	Mette GRAVERSGAARD	DEN	5 Oct 95	5	12.87 q	0.166	
6	611	Michelle HARRISON	CAN	6 Dec 92	8	12.88 q	0.152	
7	927	Gréta KERÉKES	HUN	9 Oct 92	3	13.09	0.143	
8	1041	Masumi AOKI	JPN	16 Apr 94	4	13.26	0.136	

Heat 2 **5** 22 August 2023 18:48 START TIME 35° C TEMPERATURE 37 % HUMIDITY +0.1 m/s WIND

PLACE	BIB	NAME	COUNTRY	DATE OF BIRTH	LANE	RESULT	REACTION	Fn
1	1371	Nia ALI	USA	23 Oct 88	5	12.55 Q	0.142	
2	1224	Pia SKRZYSZOWSKA	POL	20 Apr 01	4	12.65 Q	0.142	
3	1261	Marione FOURIE	RSA	30 Apr 02	2	12.71 (.710) Q	0.164	
3	932	Luca KOZÁK	HUN	1 Jun 96	6	12.71 (.710) Q	0.149	SB
5	782	Lotta HARALA	FIN	26 Mar 92	7	13.11	0.160	
6	1057	Asuka TERADA	JPN	14 Jan 90	1	13.15	0.153	
7	1117	Sidonie FIADANANTSOA	MAD	30 Apr 99	3	13.18	0.149	
8	1314	Viktória FORSTER	SVK	8 Apr 02	9	13.47	0.162	
9	581	Caroline DE MELO TOMAZ	BRA	29 Jul 94	8	13.59	0.200	

Heat 3 **5** 22 August 2023 18:56 START TIME 35° C TEMPERATURE 37 % HUMIDITY +0.1 m/s WIND

PLACE	BIB	NAME	COUNTRY	DATE OF BIRTH	LANE	RESULT	REACTION	Fn
1	1403	Kendra HARRISON	USA	18 Sep 92	4	12.24 Q	0.155	WL
2	544	Devynne CHARLTON	BAH	26 Nov 95	9	12.44 Q	0.159	NR
3	1036	Danielle WILLIAMS	JAM	14 Sep 92	3	12.51 (.509) Q	0.116	SB
4	866	Cindy SEMBER	GBR	5 Aug 94	8	12.83 Q	0.173	SB
5	783	Reetta HURSKE	FIN	15 May 95	1	12.92 (.911) q	0.140	
6	950	Anna TÓTH	HUN	20 Nov 03	7	12.95	0.168	
7	1259	Taylon BIELDT	RSA	4 Nov 98	6	13.05 (.048)	0.148	
8	522	Hannah JONES	AUS	5 Oct 95	5	13.05 (.049)	0.134	
9	953	Dina AULIA	INA	3 Aug 03	2	13.54	0.184	

RESULTS
100 Metres Hurdles Women - Round 1

Heat 4 **5**

22 August 2023 19:04 START TIME 35° C TEMPERATURE 37 % HUMIDITY

0.0m/s WIND

PLACE	BIB	NAME	COUNTRY	DATE OF BIRTH	LANE	RESULT	REACTION	Fn
1	1249	Jasmine CAMACHO-QUINN	PUR	21 Aug 96	9	12.50	Q	0.160
2	1157	Nadine VISSER	NED	9 Feb 95	4	12.68	Q	0.146
3	1301	Ditaji KAMBUNDJI	SUI	20 May 02	2	12.71 (.703)	Q	0.145
4	530	Celeste MUCCI	AUS	11 Aug 99	3	12.90 (.895)	Q	0.171
5	804	Laeticia BAPTÉ	FRA	8 Feb 99	1	12.93 (.922)		0.180
6	606	Mariam ABDUL-RASHID	CAN	21 Sep 97	8	13.04		0.146
7	957	Jyothi YARRAJI	IND	28 Aug 99	5	13.05 (.042)		0.168
8	1223	Klaudia SICIARZ	POL	15 Mar 98	7	13.25		0.167
9	1333	Naomi AKAKPO	TOG	17 Dec 00	6	13.96		0.165

Heat 5 **5**

22 August 2023 19:12 START TIME 35° C TEMPERATURE 37 % HUMIDITY

+0.4m/s WIND

PLACE	BIB	NAME	COUNTRY	DATE OF BIRTH	LANE	RESULT	REACTION	Fn
1	1159	Tobi AMUSAN	NGR	23 Apr 97	4	12.48	Q	0.149
2	1029	Megan TAPPER	JAM	18 Mar 94	3	12.51 (.505)	Q	0.168
3	521	Michelle JENNEKE	AUS	23 Jun 93	5	12.71 (.710)	Q	0.156
4	685	Natalia CHRISTOFI	CYP	10 Feb 97	7	12.90 (.893)	Q	0.147
5	1151	Maayke TJIN-A-LIM	NED	10 Jan 98	2	12.92 (.917)	q	0.155
6	1103	Ebony MORRISON	LBR	28 Dec 94	8	12.93 (.925)		0.165
7	1056	Yumi TANAKA	JPN	15 Dec 98	6	13.12		0.196
8	1277	Nika GLOJNARIČ	SLO	29 Nov 00	9	13.13		0.147

ALL-TIME OUTDOOR TOP LIST				2023 OUTDOOR TOP LIST			
RESULT	NAME	VENUE	DATE	RESULT	NAME	VENUE	2023
12.12	Tobi AMUSAN (NGR)	Eugene, OR (USA)	24 Jul 22	12.24	Kendra HARRISON (USA)	Budapest	22 Aug
12.20	Kendra HARRISON (USA)	London (GBR)	22 Jul 16	12.30	Nia ALI (USA)	Monaco (MON)	21 Jul
12.21	Yordanka DONKOVA (BUL)	Stara Zagora (BUL)	20 Aug 88	12.31	Jasmine CAMACHO-QUINN (PUR)	Los Angeles, CA (USA)	27 May
12.25	Ginka ZAGORCHEVA (BUL)	Drama (GRE)	8 Aug 87	12.34	Tobi AMUSAN (NGR)	Chorzów (POL)	16 Jul
12.26	Ludmila ENGQUIST (RUS)	Sevilla (ESP)	6 Jun 92	12.36	Masai RUSSELL (USA)	Austin, TX (USA)	1 Apr
12.26	Brianna MCNEAL (USA)	Des Moines, IA (USA)	22 Jun 13	12.37	Alaysha JOHNSON (USA)	Eugene, OR (USA)	8 Jul
12.26	Jasmine CAMACHO-QUINN (PUR)	Tokyo (JPN)	1 Aug 21	12.39	Tia JONES (USA)	Monaco (MON)	21 Jul
12.28	Sally PEARSON (AUS)	Daegu (KOR)	3 Sep 11	12.40	Alia ARMSTRONG (USA)	Baton Rouge, LA (USA)	13 May
12.30	Nia ALI (USA)	Monaco (MON)	21 Jul 23	12.43	Ackera NUGENT (JAM)	Baton Rouge, LA (USA)	13 May
12.31	Britany ANDERSON (JAM)	Eugene, OR (USA)	24 Jul 22	12.44	Meqan TAPPER (JAM)	Kingston (JAM)	8 Jul
				12.44	Devynne CHARLTON (BAH)	Budapest	22 Aug

RESULTS



400 Metres Hurdles Women - Final

RECORDS	RESULT	NAME	COUNTRY	AGE	VENUE	DATE
World Record WR	50.68	Sydney MCLAUGHLIN-LEVRONE	USA	23	Eugene, OR (USA)	22 Jul 2022
Championships Record CR	50.68	Sydney MCLAUGHLIN-LEVRONE	USA	23	Eugene, OR (USA)	22 Jul 2022
World Leading WL	51.45	Femke BOL	NED	23	London (GBR)	23 Jul 2023
Area Record AR		National Record NR		Personal Best PB		Season Best SB

24 August 2023 21:49 START TIME
27° C TEMPERATURE 53 % HUMIDITY

PLACE	BIB	NAME	COUNTRY	DATE of BIRTH	LANE	RESULT	REACTION	Fn
1	1136	Femke BOL	NED	23 Feb 00	6	51.70		
2	1420	Shamier LITTLE	USA	20 Mar 95	5	52.80	SB	0.181
3	1008	Rushell CLAYTON	JAM	18 Oct 92	8	52.81	PB	0.147
4	599	Kemi ADEKOYA	BRN	16 Jan 93	7	53.09	AR	0.207
5	1383	Anna COCKRELL	USA	28 Aug 97	9	53.34	PB	0.189
6	987	Ayomide FOLORUNSO	ITA	17 Oct 96	2	54.19		0.192
7	1026	Janieve RUSSELL	JAM	14 Nov 93	3	54.28		0.152
8	1018	Andrenette KNIGHT	JAM	19 Nov 96	4	55.20		0.158

ALL-TIME OUTDOOR TOP LIST				2023 OUTDOOR TOP LIST			
RESULT	NAME	VENUE	DATE	RESULT	NAME	VENUE	2023
50.68	Sydney MCLAUGHLIN-LEVRONE (USA)	Eugene, OR (USA)	22 Jul 22	51.45	Femke BOL (NED)	London (GBR)	23 Jul
51.45	Femke BOL (NED)	London (GBR)	23 Jul 23	52.80	Shamier LITTLE (USA)	Budapest	24 Aug
51.58	Dalilah MUHAMMAD (USA)	Tokyo (JPN)	4 Aug 21	52.81	Rushell CLAYTON (JAM)	Budapest	24 Aug
52.34	Yuliya PECHONKINA (RUS)	Tula (RUS)	8 Aug 03	53.09	Kemi ADEKOYA (BRN)	Budapest	24 Aug
52.39	Shamier LITTLE (USA)	Stockholm (SWE)	4 Jul 21	53.23	Britton WILSON (USA)	Gainesville, FL (USA)	14 Apr
52.42	Melaine WALKER (JAM)	Berlin (GER)	20 Aug 09	53.26	Andrenette KNIGHT (JAM)	Székesfehérvár (HUN)	18 Jul
52.47	Lashinda DEMUS (USA)	Daegu (KOR)	1 Sep 11	53.34	Anna COCKRELL (USA)	Budapest	24 Aug
52.61	Kim BATTEN (USA)	Göteborg (SWE)	11 Aug 95	53.53	Dalilah MUHAMMAD (USA)	Eugene, OR (USA)	9 Jul
52.62	Tonja BUFORD-BAILEY (USA)	Göteborg (SWE)	11 Aug 95	53.65	Janieve RUSSELL (JAM)	Luzern (SUI)	20 Jul
52.74	Sally GUNNELL (GBR)	Stuttgart (GER)	19 Aug 93	53.89	Ayomide FOLORUNSO (ITA)	Budapest	22 Aug

RACE ANALYSIS



400 Metres Hurdles Women - Final

24 August 2023 21:49 START TIME 27° C TEMPERATURE 53 % HUMIDITY

1 100 m 2 200 m 3 300 m

1	1136	Femke BOL	NED	23 Feb 00	51.70
2	1420	Shamier LITTLE	USA	20 Mar 95	52.80 ^{SB}
3	1008	Rushell CLAYTON	JAM	18 Oct 92	52.81 ^{PB}
4	599	Kemi ADEKOYA	BRN	16 Jan 93	53.09 ^{AR}
5	1383	Anna COCKRELL	USA	28 Aug 97	53.34 ^{PB}
6	987	Ayomide FOLORUNSO	ITA	17 Oct 96	54.19
7	1026	Janieve RUSSELL	JAM	14 Nov 93	54.28
8	1018	Andrenette KNIGHT	JAM	19 Nov 96	55.20

RESULT PROGRESSION



400 Metres Hurdles Women - Final

RECORDS	RESULT	NAME	COUNTRY	AGE	VENUE	DATE
World Record WR	50.68	Sydney MCLAUGHLIN-LEVRONE	USA	23	Eugene, OR (USA)	22 Jul 2022
Championships Record CR	50.68	Sydney MCLAUGHLIN-LEVRONE	USA	23	Eugene, OR (USA)	22 Jul 2022
World Leading WL	51.45	Femke BOL	NED	23	London (GBR)	23 Jul 2023
Area Record AR		National Record NR		Personal Best PB		Season Best SB

24 August 2023

RANK	BIB	NAME	COUNTRY	DATE of BIRTH	PHASE	HEAT	LANE	PLACE	RESULT
1	1136	Femke BOL	NED	23 Feb 00	Final	1	6	1	51.70
					Semi-Final	2	8	2	52.95 Q
					Round 1	4	4	1	53.39 Q
2	1420	Shamier LITTLE	USA	20 Mar 95	Final	1	5	2	52.80 SB
					Semi-Final	3	8	1	52.81 Q SB
					Round 1	5	4	8	54.40 Q
3	1008	Rushell CLAYTON	JAM	18 Oct 92	Final	1	8	3	52.81 PB
					Semi-Final	1	5	3	53.30 Q PB
					Round 1	1	3	3	53.97 Q
4	599	Kemi ADEKOYA	BRN	16 Jan 93	Final	1	7	4	53.09 AR
					Semi-Final	3	6	4	53.39 Q AR
					Round 1	3	8	2	53.56 Q AR
5	1383	Anna COCKRELL	USA	28 Aug 97	Final	1	9	5	53.34 PB
					Semi-Final	1	7	5	53.63 Q PB
					Round 1	2	9	12	54.68 Q
6	987	Ayomide FOLORUNSO	ITA	17 Oct 96	Final	1	2	6	54.19
					Semi-Final	3	5	8	53.89 q NR
					Round 1	3	9	7	54.30 Q
7	1026	Janieve RUSSELL	JAM	14 Nov 93	Final	1	3	7	54.28
					Semi-Final	3	7	6	53.69 q
					Round 1	2	4	10	54.53 Q
8	1018	Andrenette KNIGHT	JAM	19 Nov 96	Final	1	4	8	55.20
					Semi-Final	2	7	7	53.72 Q
					Round 1	3	5	4	54.21 Q

ALL-TIME OUTDOOR TOP LIST				2023 OUTDOOR TOP LIST			
RESULT	NAME	VENUE	DATE	RESULT	NAME	VENUE	2023
50.68	Sydney MCLAUGHLIN-LEVRONE (USA)	Eugene, OR (USA)	22 Jul 22	51.45	Femke BOL (NED)	London (GBR)	23 Jul
51.45	Femke BOL (NED)	London (GBR)	23 Jul 23	52.80	Shamier LITTLE (USA)	Budapest	24 Aug
51.58	Dalilah MUHAMMAD (USA)	Tokyo (JPN)	4 Aug 21	52.81	Rushell CLAYTON (JAM)	Budapest	24 Aug
52.34	Yuliya PECHONKINA (RUS)	Tula (RUS)	8 Aug 03	53.09	Kemi ADEKOYA (BRN)	Budapest	24 Aug
52.39	Shamier LITTLE (USA)	Stockholm (SWE)	4 Jul 21	53.23	Britton WILSON (USA)	Gainesville, FL (USA)	14 Apr
52.42	Melaine WALKER (JAM)	Berlin (GER)	20 Aug 09	53.26	Andrenette KNIGHT (JAM)	Székesfehérvár (HUN)	18 Jul
52.47	Lashinda DEMUS (USA)	Daegu (KOR)	1 Sep 11	53.34	Anna COCKRELL (USA)	Budapest	24 Aug
52.61	Kim BATTEN (USA)	Göteborg (SWE)	11 Aug 95	53.53	Dalilah MUHAMMAD (USA)	Eugene, OR (USA)	9 Jul
52.62	Tonja BUFORD-BAILEY (USA)	Göteborg (SWE)	11 Aug 95	53.65	Janieve RUSSELL (JAM)	Luzern (SUI)	20 Jul
52.74	Sally GUNNELL (GBR)	Stuttgart (GER)	19 Aug 93	53.89	Ayomide FOLORUNSO (ITA)	Budapest	22 Aug

SUMMARY



400 Metres Hurdles Women - Semi-Final

First 2 of each heat (Q) plus 2 fastest times (q) qualify to Final

RECORDS	RESULT	NAME	COUNTRY	AGE	VENUE	DATE
World Record WR	50.68	Sydney MCLAUGHLIN-LEVRONE	USA	23	Eugene, OR (USA)	22 Jul 2022
Championships Record CR	50.68	Sydney MCLAUGHLIN-LEVRONE	USA	23	Eugene, OR (USA)	22 Jul 2022
World Leading WL	51.45	Femke BOL	NED	23	London (GBR)	23 Jul 2023
Area Record AR		National Record NR		Personal Best PB		Season Best SB

22 August 2023

RANK	PLACE	HEAT	LANE	BIB	NAME	COUNTRY	DATE OF BIRTH	RESULT	
1	1	3	8	1420	Shamier LITTLE	USA	20 Mar 95	52.81	Q SB
2	1	2	8	1136	Femke BOL	NED	23 Feb 00	52.95	Q
3	1	1	5	1008	Rushell CLAYTON	JAM	18 Oct 92	53.30	Q PB
4	2	3	6	599	Kemi ADEKOYA	BRN	16 Jan 93	53.39	Q AR
5	2	1	7	1383	Anna COCKRELL	USA	28 Aug 97	53.63	Q PB
6	3	3	7	1026	Janieve RUSSELL	JAM	14 Nov 93	53.69	q
7	2	2	7	1018	Andrenette KNIGHT	JAM	19 Nov 96	53.72	Q
8	4	3	5	987	Ayomide FOLORUNSO	ITA	17 Oct 96	53.89	q NR
9	3	2	6	1431	Dalilah MUHAMMAD	USA	7 Feb 90	54.19	
10	4	2	9	1366	Anna RYZHYKOVA	UKR	24 Nov 89	54.42	SB
11	3	1	4	790	Viivi LEHIKONEN	FIN	27 Aug 99	54.48	
12	4	1	8	850	Jessie KNIGHT	GBR	15 Jun 94	54.51	
13	5	2	5	887	Carolina KRAFZIK	GER	27 Mar 95	54.58	
14	5	3	4	1145	Cathelijn PEETERS	NED	6 Nov 96	54.63	
15	5	1	9	1196	Gianna WOODRUFF	PAN	18 Nov 93	54.71	
16	6	3	2	629	Savannah SUTHERLAND	CAN	7 Aug 03	54.99	
17	6	2	4	690	Nikoleta JÍCHOVÁ	CZE	29 Aug 00	55.01	
18	6	1	2	1119	Noura ENNADI	MAR	5 Apr 99	55.15	
19	7	1	6	1369	Viktoriya TKACHUK	UKR	8 Nov 94	55.43 (.427)	
20	7	2	2	1182	Line KLOSTER	NOR	27 Feb 90	55.43 (.429)	
21	8	2	3	1266	Zenély VAN DER WALT	RSA	22 May 00	55.49	
22	8	1	3	1000	Rebecca SARTORI	ITA	22 May 97	55.98	
23	7	3	9	553	Hanne CLAES	BEL	4 Aug 91	56.06	
24	8	3	3	874	Eileen DEMES	GER	13 Oct 97	56.71	

ALL-TIME OUTDOOR TOP LIST

RESULT	NAME	VENUE	DATE
50.68	Sydney MCLAUGHLIN-LEVRONE (USA)	gene, OR (USA)	22 Jul 22
51.45	Femke BOL (NED)	London (GBR)	23 Jul 23
51.58	Dalilah MUHAMMAD (USA)	Tokyo (JPN)	4 Aug 21
52.34	Yuliya PECHONKINA (RUS)	Tula (RUS)	8 Aug 03
52.39	Shamier LITTLE (USA)	Stockholm (SWE)	4 Jul 21
52.42	Melaine WALKER (JAM)	Berlin (GER)	20 Aug 09
52.47	Lashinda DEMUS (USA)	Daegu (KOR)	1 Sep 11
52.61	Kim BATTEN (USA)	Göteborg (SWE)	11 Aug 95
52.62	Tonja BUFORD-BAILEY (USA)	Göteborg (SWE)	11 Aug 95
52.74	Sally GUNNELL (GBR)	Stuttgart (GER)	19 Aug 93

2023 OUTDOOR TOP LIST

RESULT	NAME	VENUE	2023
51.45	Femke BOL (NED)	London (GBR)	23 Jul
52.81	Shamier LITTLE (USA)	Budapest	22 Aug
53.23	Britton WILSON (USA)	Gainesville, FL (USA)	14 Apr
53.26	Andrenette KNIGHT (JAM)	Székesfehérvár (HUN)	18 Jul
53.30	Rushell CLAYTON (JAM)	Budapest	22 Aug
53.39	Kemi ADEKOYA (BRN)	Budapest	22 Aug
53.53	Dalilah MUHAMMAD (USA)	Eugene, OR (USA)	9 Jul
53.63	Anna COCKRELL (USA)	Budapest	22 Aug
53.65	Janieve RUSSELL (JAM)	Luzern (SUI)	20 Jul
53.89	Ayomide FOLORUNSO (ITA)	Budapest	22 Aug

RACE ANALYSIS



400 Metres Hurdles Women - Semi-Final

First 2 of each heat (Q) plus 2 fastest times (q) qualify to Final

Heat 1 **3**

22 August 2023 20:25 START TIME

31° C **48 %**
TEMPERATURE HUMIDITY

1 100 m 2 200 m 3 300 m

1	1008	Rushell CLAYTON	JAM	18 Oct 92	53.30 PB	
1	12.53	2	11.99	3	13.65	15.13
	12.53 (2)		24.52 (1)		38.17 (1)	
2	1383	Anna COCKRELL	USA	28 Aug 97	53.63 PB	
1	12.37	2	12.53	3	13.87	14.86
	12.37 (1)		24.90 (2)		38.77 (2)	
3	790	Viiivi LEHIKOINEN	FIN	27 Aug 99	54.48	
1	12.82	2	12.34	3	14.19	15.13
	12.82 (4)		25.16 (3)		39.35 (3)	
4	850	Jessie KNIGHT	GBR	15 Jun 94	54.51	
1	13.18	2	12.65	3	14.17	14.51
	13.18 (7)		25.83 (7)		40.00 (5)	
5	1196	Gianna WOODRUFF	PAN	18 Nov 93	54.71	
1	12.73	2	12.49	3	14.17	15.32
	12.73 (3)		25.22 (4)		39.39 (4)	
6	1119	Noura ENNADI	MAR	5 Apr 99	55.15	
1	13.28	2	12.83	3	14.58	14.46
	13.28 (8)		26.11 (8)		40.69 (8)	
7	1369	Viktoriya TKACHUK	UKR	8 Nov 94	55.43	
1	12.97	2	12.73	3	14.53	15.20
	12.97 (6)		25.70 (6)		40.23 (6)	
8	1000	Rebecca SARTORI	ITA	22 May 97	55.98	
1	12.92	2	12.68	3	14.95	15.43
	12.92 (5)		25.60 (5)		40.55 (7)	

RACE ANALYSIS



400 Metres Hurdles Women - Semi-Final

First 2 of each heat (Q) plus 2 fastest times (q) qualify to Final

Heat 2 **3**

22 August 2023 20:34 START TIME

30° C **48 %**
TEMPERATURE HUMIDITY

1 100 m 2 200 m 3 300 m

1 1136 Femke BOL				NED	23 Feb 00	52.95
1	12.54	2	11.99	3	13.54	14.88
	12.54 (2)	24.53 (1)	38.07 (1)			
2 1018 Andrenette KNIGHT				JAM	19 Nov 96	53.72
1	12.53	2	12.34	3	13.94	14.91
	12.53 (1)	24.87 (4)	38.81 (3)			
3 1431 Dalilah MUHAMMAD				USA	7 Feb 90	54.19
1	12.55	2	12.19	3	13.96	15.49
	12.55 (3)	24.74 (2)	38.70 (2)			
4 1366 Anna RYZHYKOVA				UKR	24 Nov 89	54.42 ^{SB}
1	13.01	2	12.52	3	14.02	14.87
	13.01 (6)	25.53 (6)	39.55 (5)			
5 887 Carolina KRAFZIK				GER	27 Mar 95	54.58
1	12.57	2	12.26	3	14.44	15.31
	12.57 (4)	24.83 (3)	39.27 (4)			
6 690 Nikoleta JÍCHOVÁ				CZE	29 Aug 00	55.01
1	13.10	2	12.79	3	14.29	14.83
	13.10 (7)	25.89 (7)	40.18 (7)			
7 1182 Line KLOSTER				NOR	27 Feb 90	55.43
1	12.73	2	12.61	3	14.36	15.73
	12.73 (5)	25.34 (5)	39.70 (6)			
8 1266 Zenély VAN DER WALT				RSA	22 May 00	55.49
1	13.41	2	12.90	3	14.21	14.97
	13.41 (8)	26.31 (8)	40.52 (8)			

RACE ANALYSIS



400 Metres Hurdles Women - Semi-Final

First 2 of each heat (Q) plus 2 fastest times (q) qualify to Final

Heat 3 **3**

22 August 2023 20:43 START TIME

30° C TEMPERATURE 48 % HUMIDITY

1 100 m 2 200 m 3 300 m

1	1420	Shamier LITTLE			USA	20 Mar 95	52.81 SB
1	12.48	2	12.35	3	13.54	14.44	
	12.48 (1)		24.83 (1)		38.37 (1)		
2	599	Kemi ADEKOYA			BRN	16 Jan 93	53.39 AR
1	12.68	2	12.19	3	13.61	14.91	
	12.68 (2)		24.87 (2)		38.48 (2)		
3	1026	Janieve RUSSELL			JAM	14 Nov 93	53.69
1	12.86	2	12.28	3	13.84	14.71	
	12.86 (4)		25.14 (3)		38.98 (3)		
4	987	Ayomide FOLORUNSO			ITA	17 Oct 96	53.89 NR
1	12.87	2	12.41	3	13.86	14.75	
	12.87 (5)		25.28 (5)		39.14 (4)		
5	1145	Cathelijn PEETERS			NED	6 Nov 96	54.63
1	13.14	2	12.57	3	14.18	14.74	
	13.14 (7)		25.71 (8)		39.89 (8)		
6	629	Savannah SUTHERLAND			CAN	7 Aug 03	54.99
1	13.20	2	12.49	3	14.02	15.28	
	13.20 (8)		25.69 (7)		39.71 (6)		
7	553	Hanne CLAES			BEL	4 Aug 91	56.06
1	12.69	2	12.46	3	14.44	16.47	
	12.69 (3)		25.15 (4)		39.59 (5)		
8	874	Eileen DEMES			GER	13 Oct 97	56.71
1	12.91	2	12.55	3	14.29	16.96	
	12.91 (6)		25.46 (6)		39.75 (7)		

RESULTS



400 Metres Hurdles Women - Semi-Final

First 2 of each heat (Q) plus 2 fastest times (q) qualify to Final

RECORDS	RESULT	NAME	COUNTRY	AGE	VENUE	DATE
World Record WR	50.68	Sydney MCLAUGHLIN-LEVRONE	USA	23	Eugene, OR (USA)	22 Jul 2022
Championships Record CR	50.68	Sydney MCLAUGHLIN-LEVRONE	USA	23	Eugene, OR (USA)	22 Jul 2022
World Leading WL	51.45	Femke BOL	NED	23	London (GBR)	23 Jul 2023
Area Record AR		National Record NR		Personal Best PB		Season Best SB

Heat 1

3

22 August 2023 20:25 START TIME

31° C TEMPERATURE 48 % HUMIDITY

PLACE	BIB	NAME	COUNTRY	DATE OF BIRTH	LANE	RESULT	REACTION	Fn
1	1008	Rushell CLAYTON	JAM	18 Oct 92	5	53.30	Q PB 0.190	
2	1383	Anna COCKRELL	USA	28 Aug 97	7	53.63	Q PB 0.199	
3	790	Viivi LEHIKONEN	FIN	27 Aug 99	4	54.48	0.200	
4	850	Jessie KNIGHT	GBR	15 Jun 94	8	54.51	0.187	
5	1196	Gianna WOODRUFF	PAN	18 Nov 93	9	54.71	0.208	
6	1119	Noura ENNADI	MAR	5 Apr 99	2	55.15	0.184	
7	1369	Viktoriya TKACHUK	UKR	8 Nov 94	6	55.43 (.427)	0.209	
8	1000	Rebecca SARTORI	ITA	22 May 97	3	55.98	0.213	

Heat 2

3

22 August 2023 20:34 START TIME

30° C TEMPERATURE 48 % HUMIDITY

PLACE	BIB	NAME	COUNTRY	DATE OF BIRTH	LANE	RESULT	REACTION	Fn
1	1136	Femke BOL	NED	23 Feb 00	8	52.95	Q 0.199	
2	1018	Andrenette KNIGHT	JAM	19 Nov 96	7	53.72	Q 0.163	
3	1431	Dalilah MUHAMMAD	USA	7 Feb 90	6	54.19	0.169	
4	1366	Anna RYZHYKOVA	UKR	24 Nov 89	9	54.42	SB 0.186	
5	887	Carolina KRAFZIK	GER	27 Mar 95	5	54.58	0.192	
6	690	Nikoleta JÍCHOVÁ	CZE	29 Aug 00	4	55.01	0.229	
7	1182	Line KLOSTER	NOR	27 Feb 90	2	55.43 (.429)	0.152	
8	1266	Zenény VAN DER WALT	RSA	22 May 00	3	55.49	0.212	

Heat 3

3

22 August 2023 20:43 START TIME

30° C TEMPERATURE 48 % HUMIDITY

PLACE	BIB	NAME	COUNTRY	DATE OF BIRTH	LANE	RESULT	REACTION	Fn
1	1420	Shamier LITTLE	USA	20 Mar 95	8	52.81	Q SB 0.212	
2	599	Kemi ADEKOYA	BRN	16 Jan 93	6	53.39	Q AR 0.195	
3	1026	Janieve RUSSELL	JAM	14 Nov 93	7	53.69	q 0.180	
4	987	Ayomide FOLORUNSO	ITA	17 Oct 96	5	53.89	q NR 0.190	
5	1145	Cathelijn PEETERS	NED	6 Nov 96	4	54.63	0.248	
6	629	Savannah SUTHERLAND	CAN	7 Aug 03	2	54.99	0.214	
7	553	Hanne CLAES	BEL	4 Aug 91	9	56.06	0.208	
8	874	Eileen DEMES	GER	13 Oct 97	3	56.71	0.166	

ALL-TIME OUTDOOR TOP LIST

RESULT	NAME	VENUE	DATE
50.68	Sydney MCLAUGHLIN-LEVRONE (USA)	Eugene, OR (USA)	22 Jul 22
51.45	Femke BOL (NED)	London (GBR)	23 Jul 23
51.58	Dalilah MUHAMMAD (USA)	Tokyo (JPN)	4 Aug 21
52.34	Yuliya PECHONKINA (RUS)	Tula (RUS)	8 Aug 03
52.39	Shamier LITTLE (USA)	Stockholm (SWE)	4 Jul 21
52.42	Melaine WALKER (JAM)	Berlin (GER)	20 Aug 09
52.47	Lashinda DEMUS (USA)	Daegu (KOR)	1 Sep 11
52.61	Kim BATTEN (USA)	Göteborg (SWE)	11 Aug 95
52.62	Tonja BUFORD-BAILEY (USA)	Göteborg (SWE)	11 Aug 95
52.74	Sally GUNNELL (GBR)	Stuttgart (GER)	19 Aug 93

2023 OUTDOOR TOP LIST

RESULT	NAME	VENUE	2023
51.45	Femke BOL (NED)	London (GBR)	23 Jul
52.81	Shamier LITTLE (USA)	Budapest	22 Aug
53.23	Britton WILSON (USA)	Gainesville, FL (USA)	14 Apr
53.26	Andrenette KNIGHT (JAM)	Székesfehérvár (HUN)	18 Jul
53.30	Rushell CLAYTON (JAM)	Budapest	22 Aug
53.39	Kemi ADEKOYA (BRN)	Budapest	22 Aug
53.53	Dalilah MUHAMMAD (USA)	Eugene, OR (USA)	9 Jul
53.63	Anna COCKRELL (USA)	Budapest	22 Aug
53.65	Janieve RUSSELL (JAM)	Luzern (SUI)	20 Jul
53.89	Ayomide FOLORUNSO (ITA)	Budapest	22 Aug

SUMMARY



400 Metres Hurdles Women - Round 1

First 4 of each heat (Q) plus 4 fastest times (q) qualify to Semi-Final

RECORDS	RESULT	NAME	COUNTRY	AGE	VENUE	DATE
World Record WR	50.68	Sydney MCLAUGHLIN-LEVRONE	USA	23	Eugene, OR (USA)	22 Jul 2022
Championships Record CR	50.68	Sydney MCLAUGHLIN-LEVRONE	USA	23	Eugene, OR (USA)	22 Jul 2022
World Leading WL	51.45	Femke BOL	NED	23	London (GBR)	23 Jul 2023
Area Record AR		National Record NR		Personal Best PB		Season Best SB


21 August 2023

RANK	PLACE	HEAT	LANE	BIB	NAME	COUNTRY	DATE OF BIRTH	RESULT	
1	1	4	4	1136	Femke BOL	NED	23 Feb 00	53.39	Q
2	1	3	8	599	Kemi ADEKOYA	BRN	16 Jan 93	53.56	Q AR
3	1	1	3	1008	Rushell CLAYTON	JAM	18 Oct 92	53.97	Q
4	2	3	5	1018	Andrenette KNIGHT	JAM	19 Nov 96	54.21 (.205)	Q
5	2	1	5	1431	Dalilah MUHAMMAD	USA	7 Feb 90	54.21 (.207)	Q
6	1	5	8	850	Jessie KNIGHT	GBR	15 Jun 94	54.27	Q
7	3	3	9	987	Ayomide FOLORUNSO	ITA	17 Oct 96	54.30	Q
8	2	5	4	1420	Shamier LITTLE	USA	20 Mar 95	54.40	Q
9	3	1	8	887	Carolina KRAFZIK	GER	27 Mar 95	54.53 (.521)	Q
10	1	2	4	1026	Janieve RUSSELL	JAM	14 Nov 93	54.53 (.528)	Q
11	4	1	2	790	Viivi LEHIKONEN	FIN	27 Aug 99	54.65	Q
12	2	2	9	1383	Anna COCKRELL	USA	28 Aug 97	54.68	Q
13	3	5	7	1366	Anna RYZHYKOVA	UKR	24 Nov 89	54.70	Q
14	5	1	4	1000	Rebecca SARTORI	ITA	22 May 97	54.82	q PB
15	4	3	2	1145	Cathelijnn PEETERS	NED	6 Nov 96	54.95	Q
16	2	4	6	1369	Viktoriya TKACHUK	UKR	8 Nov 94	55.05	Q
17	4	5	3	690	Nikoleta JÍCHOVÁ	CZE	29 Aug 00	55.10	Q
18	3	4	1	553	Hanne CLAES	BEL	4 Aug 91	55.13	Q
19	5	5	2	1119	Noura ENNADI	MAR	5 Apr 99	55.21 (.204)	q
20	5	3	7	1266	Zenély VAN DER WALT	RSA	22 May 00	55.21 (.208)	q
21	4	4	9	1182	Line KLOSTER	NOR	27 Feb 90	55.23	Q
22	5	4	5	874	Eileen DEMES	GER	13 Oct 97	55.29	q PB
23	3	2	2	1196	Gianna WOODRUFF	PAN	18 Nov 93	55.31	Q
24	6	4	8	510	Sarah CARLI	AUS	5 Sep 94	55.76	
25	4	2	5	629	Savannah SUTHERLAND	CAN	7 Aug 03	55.85	Q
26	7	4	7	1239	Fatoumata Binta DIALLO	POR	6 Apr 00	56.03	
27	6	1	6	1296	Yasmin GIGER	SUI	6 Nov 99	56.16	
28	6	5	9	914	Dimitra GNAFAKI	GRE	9 Jul 97	56.18	SB
29	7	5	5	618	Brooke OVERHOLT	CAN	2 Apr 00	56.20	
30	7	1	9	938	Janka MOLNÁR	HUN	5 Jan 01	56.21	
31	5	2	3	575	Chayenne DA SILVA	BRA	5 Feb 00	56.25	
32	6	2	6	993	Eleonora MARCHIANDO	ITA	27 Sep 97	56.27	
33	6	3	6	677	Zurian HECHAVARRÍA	CUB	10 Aug 95	56.43	
34	7	3	4	1319	Moa GRANAT	SWE	8 Aug 04	56.61	
35	7	2	8	1201	Robyn BROWN	PHI	27 Jul 94	56.83	
36	8	5	6	1285	Agata ZUPIN	SLO	17 Mar 98	57.62	
37	8	2	7	1061	Ami YAMAMOTO	JPN	19 Apr 02	57.76	
38	8	3	3	542	Lena PRESSLER	AUT	15 Jan 01	57.90	
39	8	4	2	1060	Eri UTSUNOMIYA	JPN	11 Apr 93	57.98	
40	9	4	3	1332	Yanique HAYE-SMITH	TKS	22 Mar 90	1:00.08	

SUMMARY
400 Metres Hurdles Women - Round 1

21 August 2023

RANK	PLACE	HEAT	LANE	BIB	NAME	COUNTRY	DATE of BIRTH	RESULT
41	8	1	7	1187	Portia BING	NZL	17 Apr 93	1:06.97

NOTE  BIB 690 (Nikoleta JÍCHOVÁ) - TR17.4.3 or TR17.4.4

ALL-TIME OUTDOOR TOP LIST				2023 OUTDOOR TOP LIST			
RESULT	NAME	VENUE	DATE	RESULT	NAME	VENUE	2023
50.68	Sydney MCLAUGHLIN-LEVRONE (USA)	gene, OR (USA)	22 Jul 22	51.45	Femke BOL (NED)	London (GBR)	23 Jul
51.45	Femke BOL (NED)	London (GBR)	23 Jul 23	53.23	Britton WILSON (USA)	Gainesville, FL (USA)	14 Apr
51.58	Dalilah MUHAMMAD (USA)	Tokyo (JPN)	4 Aug 21	53.26	Andrenette KNIGHT (JAM)	Székesfehérvár (HUN)	18 Jul
52.34	Yuliya PECHONKINA (RUS)	Tula (RUS)	8 Aug 03	53.34	Shamier LITTLE (USA)	Eugene, OR (USA)	9 Jul
52.39	Shamier LITTLE (USA)	Stockholm (SWE)	4 Jul 21	53.53	Dalilah MUHAMMAD (USA)	Eugene, OR (USA)	9 Jul
52.42	Melaine WALKER (JAM)	Berlin (GER)	20 Aug 09	53.56	Kemi ADEKOYA (BRN)	Budapest	21 Aug
52.47	Lashinda DEMUS (USA)	Daegu (KOR)	1 Sep 11	53.65	Janieve RUSSELL (JAM)	Luzern (SUI)	20 Jul
52.61	Kim BATTEN (USA)	Göteborg (SWE)	11 Aug 95	53.79	Rushell CLAYTON (JAM)	Székesfehérvár (HUN)	18 Jul
52.62	Tonja BUFORD-BAILEY (USA)	Göteborg (SWE)	11 Aug 95	53.79	Anna COCKRELL (USA)	Madrid (ESP)	22 Jul
52.74	Sally GUNNELL (GBR)	Stuttgart (GER)	19 Aug 93	53.97	Shiann SALMON (JAM)	Kingston (JAM)	7 Jul

RACE ANALYSIS



400 Metres Hurdles Women - Round 1

First 4 of each heat (Q) plus 4 fastest times (q) qualify to Semi-Final

Heat 1 **5**

21 August 2023 18:50 START TIME

33° C TEMPERATURE 40 % HUMIDITY

1 100 m 2 200 m 3 300 m

1	1008	Rushell CLAYTON	JAM	18 Oct 92	53.97	
1	12.51	2	12.02	3	13.97	15.47
	12.51 (3)		24.53 (1)		38.50 (1)	
2	1431	Dalilah MUHAMMAD	USA	7 Feb 90	54.21	
1	12.50	2	12.53	3	14.01	15.17
	12.50 (2)		25.03 (3)		39.04 (3)	
3	887	Carolina KRAFZIK	GER	27 Mar 95	54.53	
1	12.33	2	12.27	3	14.44	15.49
	12.33 (1)		24.60 (2)		39.04 (2)	
4	790	Viivi LEHIKONEN	FIN	27 Aug 99	54.65	
1	12.78	2	12.73	3	14.08	15.06
	12.78 (4)		25.51 (4)		39.59 (4)	
5	1000	Rebecca SARTORI	ITA	22 May 97	54.82 ^{PB}	
1	12.87	2	12.64	3	14.33	14.98
	12.87 (5)		25.51 (5)		39.84 (5)	
6	1296	Yasmin GIGER	SUI	6 Nov 99	56.16	
1	12.98	2	13.10	3	14.82	15.26
	12.98 (7)		26.08 (7)		40.90 (8)	
7	938	Janka MOLNÁR	HUN	5 Jan 01	56.21	
1	12.91	2	12.95	3	14.66	15.69
	12.91 (6)		25.86 (6)		40.52 (6)	
8	1187	Portia BING	NZL	17 Apr 93	1:06.97	
1	13.34	2	12.91	3	14.38	26.34
	13.34 (8)		26.25 (8)		40.63 (7)	

RACE ANALYSIS



400 Metres Hurdles Women - Round 1

First 4 of each heat (Q) plus 4 fastest times (q) qualify to Semi-Final

Heat 2 **5**

21 August 2023 18:58 START TIME

33° C TEMPERATURE 40 % HUMIDITY

1 100 m 2 200 m 3 300 m

1	1026	Janieve RUSSELL			JAM	14 Nov 93	54.53
1	12.90	2	12.38	3	13.99	15.26	
	12.90 (2)		25.28 (2)		39.27 (1)		
2	1383	Anna COCKRELL			USA	28 Aug 97	54.68
1	12.43	2	12.79	3	14.13	15.33	
	12.43 (1)		25.22 (1)		39.35 (2)		
3	1196	Gianna WOODRUFF			PAN	18 Nov 93	55.31
1	12.92	2	12.74	3	14.26	15.39	
	12.92 (3)		25.66 (3)		39.92 (3)		
4	629	Savannah SUTHERLAND			CAN	7 Aug 03	55.85
1	13.50	2	12.74	3	14.65	14.96	
	13.50 (8)		26.24 (4)		40.89 (5)		
5	575	Chayenne DA SILVA			BRA	5 Feb 00	56.25
1	13.28	2	12.96	3	14.44	15.57	
	13.28 (4)		26.24 (5)		40.68 (4)		
6	993	Eleonora MARCHIANDO			ITA	27 Sep 97	56.27
1	13.44	2	13.31	3	14.67	14.85	
	13.44 (7)		26.75 (8)		41.42 (8)		
7	1201	Robyn BROWN			PHI	27 Jul 94	56.83
1	13.31	2	13.15	3	14.79	15.58	
	13.31 (6)		26.46 (7)		41.25 (7)		
8	1061	Ami YAMAMOTO			JPN	19 Apr 02	57.76
1	13.30	2	13.06	3	14.68	16.72	
	13.30 (5)		26.36 (6)		41.04 (6)		

RACE ANALYSIS



400 Metres Hurdles Women - Round 1

First 4 of each heat (Q) plus 4 fastest times (q) qualify to Semi-Final

Heat 3 **5**

21 August 2023 19:06 START TIME

33° C TEMPERATURE 42 % HUMIDITY

1 100 m 2 200 m 3 300 m

1	599	Kemi ADEKOYA	BRN	16 Jan 93	53.56 <small>AR</small>	
1	12.66	2	12.22	3	13.69	14.99
	12.66 (2)		24.88 (2)		38.57 (1)	
2	1018	Andrenette KNIGHT	JAM	19 Nov 96	54.21	
1	12.42	2	12.26	3	14.16	15.37
	12.42 (1)		24.68 (1)		38.84 (2)	
3	987	Ayomide FOLORUNSO	ITA	17 Oct 96	54.30	
1	12.95	2	12.68	3	14.02	14.65
	12.95 (3)		25.63 (5)		39.65 (3)	
4	1145	Cathelijn PEETERS	NED	6 Nov 96	54.95	
1	12.97	2	12.43	3	14.36	15.19
	12.97 (4)		25.40 (3)		39.76 (4)	
5	1266	Zenély VAN DER WALT	RSA	22 May 00	55.21	
1	13.19	2	12.96	3	14.06	15.00
	13.19 (8)		26.15 (8)		40.21 (6)	
6	677	Zurian HECHAVARRÍA	CUB	10 Aug 95	56.43	
1	13.00	2	12.56	3	14.40	16.47
	13.00 (6)		25.56 (4)		39.96 (5)	
7	1319	Moa GRANAT	SWE	8 Aug 04	56.61	
1	12.98	2	12.73	3	14.60	16.30
	12.98 (5)		25.71 (6)		40.31 (7)	
8	542	Lena PRESSLER	AUT	15 Jan 01	57.90	
1	13.06	2	13.05	3	14.99	16.80
	13.06 (7)		26.11 (7)		41.10 (8)	

RACE ANALYSIS



400 Metres Hurdles Women - Round 1

First 4 of each heat (Q) plus 4 fastest times (q) qualify to Semi-Final

Heat 4 **5**

21 August 2023 19:15 START TIME

33° C TEMPERATURE 42 % HUMIDITY

1 100 m 2 200 m 3 300 m

Rank	100 m	200 m	300 m	Total	Name	Country	Date of Birth	Best Time
1	12.58 (1)	24.56 (1)	38.22 (1)	15.17	Femke BOL	NED	23 Feb 00	53.39
2	13.00 (5)	25.68 (4)	39.92 (4)	15.13	Viktoriya TKACHUK	UKR	8 Nov 94	55.05
3	13.01 (6)	25.86 (5)	40.15 (5)	14.98	Hanne CLAES	BEL	4 Aug 91	55.13
4	12.74 (2)	25.41 (2)	39.74 (3)	15.49	Line KLOSTER	NOR	27 Feb 90	55.23
5	12.96 (4)	25.50 (3)	39.71 (2)	15.58	Eileen DEMES	GER	13 Oct 97	55.29 ^{PB}
6	12.96 (3)	25.91 (6)	40.31 (6)	15.45	Sarah CARLI	AUS	5 Sep 94	55.76
7	13.28 (9)	26.11 (7)	40.59 (7)	15.44	Fatoumata Binta DIALLO	POR	6 Apr 00	56.03
8	13.19 (8)	26.27 (9)	41.31 (8)	16.67	Eri UTSUNOMIYA	JPN	11 Apr 93	57.98
9	13.04 (7)	26.23 (8)	41.54 (9)	18.54	Yanique HAYE-SMITH	TKS	22 Mar 90	1:00.08

RACE ANALYSIS



400 Metres Hurdles Women - Round 1

First 4 of each heat (Q) plus 4 fastest times (q) qualify to Semi-Final

Heat 5 **5**

21 August 2023 19:22 START TIME

32° C TEMPERATURE 44 % HUMIDITY

1 100 m 2 200 m 3 300 m

1	850	Jessie KNIGHT			GBR	15 Jun 94	54.27
1	13.22	2	12.70	3	14.06	14.29	
	13.22 (5)		25.92 (3)		39.98 (3)		
2	1420	Shamier LITTLE			USA	20 Mar 95	54.40
1	12.49	2	12.57	3	13.89	15.45	
	12.49 (1)		25.06 (1)		38.95 (1)		
3	1366	Anna RYZHYKOVA			UKR	24 Nov 89	54.70
1	13.03	2	12.66	3	14.28	14.73	
	13.03 (2)		25.69 (2)		39.97 (2)		
4	690	Nikoleta JÍCHOVÁ			CZE	29 Aug 00	55.10
1	13.08	2	13.07	3	14.47	14.48	
	13.08 (4)		26.15 (4)		40.62 (5)		
5	1119	Noura ENNADI			MAR	5 Apr 99	55.21
1	13.34	2	12.94	3	14.19	14.74	
	13.34 (7)		26.28 (7)		40.47 (4)		
6	914	Dimitra GNAFAKI			GRE	9 Jul 97	56.18 <small>SB</small>
1	13.36	2	12.97	3	14.82	15.03	
	13.36 (8)		26.33 (8)		41.15 (7)		
7	618	Brooke OVERHOLT			CAN	2 Apr 00	56.20
1	13.25	2	12.90	3	14.67	15.38	
	13.25 (6)		26.15 (5)		40.82 (6)		
8	1285	Agata ZUPIN			SLO	17 Mar 98	57.62
1	13.06	2	13.15	3	15.09	16.32	
	13.06 (3)		26.21 (6)		41.30 (8)		

RESULTS



400 Metres Hurdles Women - Round 1

First 4 of each heat (Q) plus 4 fastest times (q) qualify to Semi-Final

RECORDS	RESULT	NAME	COUNTRY	AGE	VENUE	DATE
World Record WR	50.68	Sydney MCLAUGHLIN-LEVRONE	USA	23	Eugene, OR (USA)	22 Jul 2022
Championships Record CR	50.68	Sydney MCLAUGHLIN-LEVRONE	USA	23	Eugene, OR (USA)	22 Jul 2022
World Leading WL	51.45	Femke BOL	NED	23	London (GBR)	23 Jul 2023
Area Record AR		National Record NR		Personal Best PB		Season Best SB

Heat 1

5

21 August 2023 18:50 START TIME

33° C TEMPERATURE 40 % HUMIDITY

PLACE	BIB	NAME	COUNTRY	DATE of BIRTH	LANE	RESULT	REACTION	Fn
1	1008	Rushell CLAYTON	JAM	18 Oct 92	3	53.97	Q	0.156
2	1431	Dalilah MUHAMMAD	USA	7 Feb 90	5	54.21 (.207)	Q	0.156
3	887	Carolina KRAZIK	GER	27 Mar 95	8	54.53 (.521)	Q	0.190
4	790	Viivi LEHIKONEN	FIN	27 Aug 99	2	54.65	Q	0.181
5	1000	Rebecca SARTORI	ITA	22 May 97	4	54.82	q PB	0.203
6	1296	Yasmin GIGER	SUI	6 Nov 99	6	56.16		0.157
7	938	Janka MOLNÁR	HUN	5 Jan 01	9	56.21		0.214
8	1187	Portia BING	NZL	17 Apr 93	7	1:06.97		0.186

Heat 2

5

21 August 2023 18:58 START TIME

33° C TEMPERATURE 40 % HUMIDITY

PLACE	BIB	NAME	COUNTRY	DATE of BIRTH	LANE	RESULT	REACTION	Fn
1	1026	Janieve RUSSELL	JAM	14 Nov 93	4	54.53 (.528)	Q	0.164
2	1383	Anna COCKRELL	USA	28 Aug 97	9	54.68	Q	0.211
3	1196	Gianna WOODRUFF	PAN	18 Nov 93	2	55.31	Q	0.171
4	629	Savannah SUTHERLAND	CAN	7 Aug 03	5	55.85	Q	0.227
5	575	Chayenne DA SILVA	BRA	5 Feb 00	3	56.25		0.170
6	993	Eleonora MARCHIANDO	ITA	27 Sep 97	6	56.27		0.181
7	1201	Robyn BROWN	PHI	27 Jul 94	8	56.83		0.170
8	1061	Ami YAMAMOTO	JPN	19 Apr 02	7	57.76		0.195

Heat 3

5

21 August 2023 19:06 START TIME

33° C TEMPERATURE 42 % HUMIDITY

PLACE	BIB	NAME	COUNTRY	DATE of BIRTH	LANE	RESULT	REACTION	Fn
1	599	Kemi ADEKOYA	BRN	16 Jan 93	8	53.56	Q AR	0.191
2	1018	Andrenette KNIGHT	JAM	19 Nov 96	5	54.21 (.205)	Q	0.165
3	987	Ayomide FOLORUNSO	ITA	17 Oct 96	9	54.30	Q	0.189
4	1145	Cathelijn PEETERS	NED	6 Nov 96	2	54.95	Q	0.247
5	1266	Zenély VAN DER WALT	RSA	22 May 00	7	55.21 (.208)	q	0.203
6	677	Zurian HECHAVARRÍA	CUB	10 Aug 95	6	56.43		0.184
7	1319	Moa GRANAT	SWE	8 Aug 04	4	56.61		0.153
8	542	Lena PRESSLER	AUT	15 Jan 01	3	57.90		0.139

RESULTS
400 Metres Hurdles Women - Round 1

Heat 4 **5**

21 August 2023 19:15 START TIME 33° C 42 %
TEMPERATURE HUMIDITY

PLACE	BIB	NAME	COUNTRY	DATE OF BIRTH	LANE	RESULT	REACTION	Fn
1	1136	Femke BOL	NED	23 Feb 00	4	53.39	Q	0.206
2	1369	Viktoriya TKACHUK	UKR	8 Nov 94	6	55.05	Q	0.201
3	553	Hanne CLAES	BEL	4 Aug 91	1	55.13	Q	0.193
4	1182	Line KLOSTER	NOR	27 Feb 90	9	55.23	Q	0.170
5	874	Eileen DEMES	GER	13 Oct 97	5	55.29	q PB	0.169
6	510	Sarah CARLI	AUS	5 Sep 94	8	55.76		0.305
7	1239	Fatoumata Binta DIALLO	POR	6 Apr 00	7	56.03		0.170
8	1060	Eri UTSUNOMIYA	JPN	11 Apr 93	2	57.98		0.176
9	1332	Yanique HAYE-SMITH	TKS	22 Mar 90	3	1:00.08		0.173

Heat 5 **5**

21 August 2023 19:22 START TIME 32° C 44 %
TEMPERATURE HUMIDITY

PLACE	BIB	NAME	COUNTRY	DATE OF BIRTH	LANE	RESULT	REACTION	Fn
1	850	Jessie KNIGHT	GBR	15 Jun 94	8	54.27	Q	0.161
2	1420	Shamier LITTLE	USA	20 Mar 95	4	54.40	Q	0.215
3	1366	Anna RYZHYKOVA	UKR	24 Nov 89	7	54.70	Q	0.186
4	690	Nikoleta JÍCHOVÁ	CZE	29 Aug 00	3	55.10	Q	0.206
5	1119	Noura ENNADI	MAR	5 Apr 99	2	55.21 (.204)	q	0.178
6	914	Dimitra GNAFAKI	GRE	9 Jul 97	9	56.18	SB	0.171
7	618	Brooke OVERHOLT	CAN	2 Apr 00	5	56.20		0.208
8	1285	Agata ZUPIN	SLO	17 Mar 98	6	57.62		0.170

NOTE **L** BIB 690 (Nikoleta JÍCHOVÁ) - TR17.4.3 or TR17.4.4

ALL-TIME OUTDOOR TOP LIST

2023 OUTDOOR TOP LIST

RESULT	NAME	VENUE	DATE	RESULT	NAME	VENUE	2023
50.68	Sydney MCLAUGHLIN-LEVRONE (USA)	gene, OR (USA)	22 Jul 22	51.45	Femke BOL (NED)	London (GBR)	23 Jul
51.45	Femke BOL (NED)	London (GBR)	23 Jul 23	53.23	Britton WILSON (USA)	Gainesville, FL (USA)	14 Apr
51.58	Dalilah MUHAMMAD (USA)	Tokyo (JPN)	4 Aug 21	53.26	Andrenette KNIGHT (JAM)	Székesfehérvár (HUN)	18 Jul
52.34	Yuliya PECHONKINA (RUS)	Tula (RUS)	8 Aug 03	53.34	Shamier LITTLE (USA)	Eugene, OR (USA)	9 Jul
52.39	Shamier LITTLE (USA)	Stockholm (SWE)	4 Jul 21	53.53	Dalilah MUHAMMAD (USA)	Eugene, OR (USA)	9 Jul
52.42	Melaine WALKER (JAM)	Berlin (GER)	20 Aug 09	53.56	Kemi ADEKOYA (BRN)	Budapest	21 Aug
52.47	Lashinda DEMUS (USA)	Daegu (KOR)	1 Sep 11	53.65	Janieve RUSSELL (JAM)	Luzern (SUI)	20 Jul
52.61	Kim BATTEN (USA)	Göteborg (SWE)	11 Aug 95	53.79	Rushell CLAYTON (JAM)	Székesfehérvár (HUN)	18 Jul
52.62	Tonja BUFORD-BAILEY (USA)	Göteborg (SWE)	11 Aug 95	53.79	Anna COCKRELL (USA)	Madrid (ESP)	22 Jul
52.74	Sally GUNNELL (GBR)	Stuttgart (GER)	19 Aug 93	53.97	Shiann SALMON (JAM)	Kingston (JAM)	7 Jul

RESULTS

High Jump Women - Final



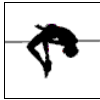
RECORDS	RESULT	NAME	COUNTRY	AGE	VENUE	DATE
World Record WR	2.09	Stefka KOSTADINOVA	BUL	22	Roma (ITA)	30 Aug 1987
Championships Record CR	2.09	Stefka KOSTADINOVA	BUL	22	Roma (ITA)	30 Aug 1987
World Leading WL	2.02	Nicola OLYSLAGERS	AUS	27	Lausanne (SUI)	29 Jun 2023
Area Record AR		National Record NR		Personal Best PB		Season Best SB

27 August 2023 20:00 START TIME 32° C TEMPERATURE 42 % HUMIDITY
21:55 END TIME 28° C 53 %

PLACE	BIB	NAME	COUNTRY	DATE of BIRTH	ORDER	RESULT	1.85	1.90	1.94	1.97	1.99	2.01	2.07				
1	1365	Yaroslava MAHUCHIKH	UKR	19 Sep 01	11	2.01	-	0	XO	0	0	XO	XXX				
2	532	Eleanor PATTERSON	AUS	22 May 96	1	1.99 SB	0	0	0	XXO	0	XXX					
3	531	Nicola OLYSLAGERS	AUS	28 Dec 96	13	1.99	-	0	XO	0	XO	XXX					
4	851	Morgan LAKE	GBR	12 May 97	12	1.97	0	0	XXO	XXO	XX-	X					
5	1011	Lamara DISTIN	JAM	3 Mar 00	4	1.94	0	0	0	XXX							
5	1359	Iryna GERASHCHENKO	UKR	10 Mar 95	7	1.94	0	0	0	XXX							
7	1288	Angelina TOPIĆ	SRB	26 Jul 05	6	1.94	0	0	XO	XXX							
8	881	Christina HONSEL	GER	7 Jul 97	5	1.94	0	XXO	XO	XXX							
9	1275	Lia APOSTOLOVSKI	SLO	23 Jun 00	3	1.90 SB	0	0	XXX								
9	1063	Nadezhda DUBOVITSKAYA	KAZ	12 Mar 98	8	1.90	0	0	XXX								
11	1385	Vashti CUNNINGHAM	USA	18 Jan 98	10	1.90	XXO	0	XXX								
12	823	Nawal MENIKER	FRA	9 Dec 97	9	1.90	0	XO	XXX								
13	784	Ella JUNNILA	FIN	6 Dec 98	15	1.90	0	XXO	XXX								
13	687	Elena KULICHENKO	CYP	28 Jul 02	14	1.90	0	XXO	XXX								
15	811	Solène GICQUEL	FRA	1 Dec 94	2	1.85	XO	XXX									

ALL-TIME OUTDOOR TOP LIST				2023 OUTDOOR TOP LIST			
RESULT	NAME	VENUE	DATE	RESULT	NAME	VENUE	2023
2.09	Stefka KOSTADINOVA (BUL)	Roma (ITA)	30 Aug 87	2.02	Nicola OLYSLAGERS (AUS)	Lausanne (SUI)	29 Jun
2.08	Blanka VLAŠIĆ (CRO)	Zagreb (CRO)	31 Aug 09	2.01	Yaroslava MAHUCHIKH (UKR)	Rabat (MAR)	28 May
2.07	Lyudmila ANDONOVA (BUL)	Berlin (GDR)	20 Jul 84	2.00	Iryna GERASHCHENKO (UKR)	Lausanne (SUI)	29 Jun
2.07	Anna CHICHEROVA (RUS)	Cheboksary (RUS)	22 Jul 11	1.99	Eleanor PATTERSON (AUS)	Budapest	27 Aug
2.06	Kajsa BERGQVIST (SWE)	Eberstadt (GER)	26 Jul 03	1.98	Vashti CUNNINGHAM (USA)	Walnut, CA (USA)	15 Apr
2.06	Hestrie CLOETE (RSA)	Paris-St-Denis (FRA)	31 Aug 03	1.98	Yuliia LEVCHENKO (UKR)	Chorzów (POL)	16 Jul
2.06	Yelena SLESARENKO (RUS)	Athina (GRE)	28 Aug 04	1.97	Angelina TOPIĆ (SRB)	Paris (FRA)	9 Jun
2.06	Ariane FRIEDRICH (GER)	Berlin (GER)	14 Jun 09	1.97	Morgan LAKE (GBR)	Turku (FIN)	13 Jun
2.06	Mariya LASITSKENE (ANA)	Lausanne (SUI)	6 Jul 17	1.97	Karyna DEMIDIK (BLR)	Chelyabinsk (RUS)	5 Aug
2.05	Tamara BYKOVA (URS)	Kiev (URS)	22 Jun 84	1.96	Daniela STANCIU (ROU)	Bucuresti (ROU)	3 Jun
2.05	Heike HENKEL (GER)	Tokyo (JPN)	31 Aug 91				
2.05	Inqa BABAKOVA (UKR)	Tokyo (JPN)	15 Sep 95				
2.05	Tia HELLEBAUT (BEL)	Beijing (CHN)	23 Aug 08				
2.05	Chaunte LOWE (USA)	Des Moines, IA (USA)	26 Jun 10				
2.05	Yaroslava MAHUCHIKH (UKR)	Bruxelles (BEL)	2 Sep 22				

SUMMARY



High Jump Women - Qualification

Automatic qualifying mark 1.94 (Q) or at least best 12 qualify to Final

RECORDS	RESULT	NAME	COUNTRY	AGE	VENUE	DATE
World Record WR	2.09	Stefka KOSTADINOVA	BUL	22	Roma (ITA)	30 Aug 1987
Championships Record CR	2.09	Stefka KOSTADINOVA	BUL	22	Roma (ITA)	30 Aug 1987
World Leading WL	2.02	Nicola OLYSLAGERS	AUS	27	Lausanne (SUI)	29 Jun 2023
Area Record AR		National Record NR		Personal Best PB		Season Best SB

25 August 2023

RANK	PLACE	GROUP	BIB	NAME	COUNTRY	DATE of BIRTH	RESULT	
1	1	A	532	Eleanor PATTERSON	AUS	22 May 96	1.92	q
1	1	A	1365	Yaroslava MAHUCHIKH	UKR	19 Sep 01	1.92	q
3	3	A	1011	Lamara DISTIN	JAM	3 Mar 00	1.92	q
4	4	A	851	Morgan LAKE	GBR	12 May 97	1.92	q
5	1	B	1385	Vashti CUNNINGHAM	USA	18 Jan 98	1.92	q
6	2	B	531	Nicola OLYSLAGERS	AUS	28 Dec 96	1.92	q
7	5	A	1288	Angelina TOPIĆ	SRB	26 Jul 05	1.92	q
8	6	A	687	Elena KULICHENKO	CYP	28 Jul 02	1.92	q PB
9	3	B	1359	Iryna GERASHCHENKO	UKR	10 Mar 95	1.89	q
9	3	B	1275	Lia APOSTOLOVSKI	SLO	23 Jun 00	1.89	q
11	5	B	1063	Nadezhda DUBOVITSKAYA	KAZ	12 Mar 98	1.89	q
12	6	B	881	Christina HONSEL	GER	7 Jul 97	1.89	q
12	6	B	811	Solène GICQUEL	FRA	1 Dec 94	1.89	q
12	7	A	784	Ella JUNNILA	FIN	6 Dec 98	1.89	q
12	7	A	823	Nawal MENIKER	FRA	9 Dec 97	1.89	q
16	8	B	752	Elisabeth PIHELA	EST	15 Mar 04	1.89	
17	9	B	555	Merel MAES	BEL	22 Jan 05	1.89	
17	9	B	915	Tatiana GUSIN	GRE	26 Jan 94	1.89	
17	9	A	1363	Yuliia LEVCHENKO	UKR	28 Nov 97	1.89	
20	10	A	1113	Airinè PALŠYTĚ	LTU	13 Jul 92	1.85	
20	11	B	1257	Daniela STANCIU	ROU	15 Oct 87	1.85	
20	11	B	689	Michaela HRUBÁ	CZE	21 Feb 98	1.85	
23	11	A	876	Johanna GÖRING	GER	6 Apr 05	1.85	
23	13	B	1358	Yuliya CHUMACHENKO	UKR	2 Oct 94	1.85	
25	12	A	1068	Kristina OVCHINNIKOVA	KAZ	21 Mar 01	1.85	
25	14	B	1134	Marija VUKOVIĆ	MNE	21 Jan 92	1.85	
27	13	A	589	Valdileia MARTINS	BRA	19 Sep 89	1.85	
28	15	B	1039	Kimberly WILLIAMSON	JAM	2 Oct 93	1.85	SB
29	14	A	536	Erin SHAW	AUS	7 Sep 04	1.80	
29	16	B	1450	Safina SADULLAYEVA	UZB	4 Mar 98	1.80	
29	16	B	1067	Yelizaveta MATVEYEVA	KAZ	9 Dec 01	1.80	
32	18	B	801	Heta TUURI	FIN	14 Jan 95	1.80	
33	15	A	924	Fédra FEKETE	HUN	4 Apr 98	1.80	
34	16	A	912	Panagiota DOSI	GRE	1 Apr 01	1.80	
		A	669	Jana KOŠČAK	CRO	19 May 06	DNS	


SUMMARY
High Jump Women - Qualification

25 August 2023

RANK	PLACE	GROUP	BIB	NAME	COUNTRY	DATE of BIRTH	RESULT
------	-------	-------	-----	------	---------	---------------	--------

ALL-TIME OUTDOOR TOP LIST				2023 OUTDOOR TOP LIST			
RESULT	NAME	VENUE	DATE	RESULT	NAME	VENUE	2023
2.09	Stefka KOSTADINOVA (BUL)	Roma (ITA)	30 Aug 87	2.02	Nicola OLYSLAGERS (AUS)	Lausanne (SUI)	29 Jun
2.08	Blanka VLAŠIĆ (CRO)	Zagreb (CRO)	31 Aug 09	2.01	Yaroslava MAHUCHIKH (UKR)	Rabat (MAR)	28 May
2.07	Lyudmila ANDONOVA (BUL)	Berlin (GDR)	20 Jul 84	2.00	Iryna GERASHCHENKO (UKR)	Lausanne (SUI)	29 Jun
2.07	Anna CHICHEROVA (RUS)	Cheboksary (RUS)	22 Jul 11	1.98	Vashti CUNNINGHAM (USA)	Walnut, CA (USA)	15 Apr
2.06	Kajsa BERGQVIST (SWE)	Eberstadt (GER)	26 Jul 03	1.98	Yuliia LEVCHENKO (UKR)	Chorzów (POL)	16 Jul
2.06	Hestrie CLOETE (RSA)	Paris-St-Denis (FRA)	31 Aug 03	1.97	Angelina TOPIĆ (SRB)	Paris (FRA)	9 Jun
2.06	Yelena SLESARENKO (RUS)	Athina (GRE)	28 Aug 04	1.97	Morgan LAKE (GBR)	Turku (FIN)	13 Jun
2.06	Ariane FRIEDRICH (GER)	Berlin (GER)	14 Jun 09	1.97	Karyna DEMIDIK (BLR)	Chelyabinsk (RUS)	5 Aug
2.06	Mariya LASITSKENE (ANA)	Lausanne (SUI)	6 Jul 17	1.96	Daniela STANCIU (ROU)	Bucuresti (ROU)	3 Jun
2.05	Tamara BYKOVA (URS)	Kiev (URS)	22 Jun 84	1.96	Eleanor PATTERSON (AUS)	Monaco (MON)	21 Jul
2.05	Heike HENKEL (GER)	Tokyo (JPN)	31 Aug 91				
2.05	Inqa BABAKOVA (UKR)	Tokyo (JPN)	15 Sep 95				
2.05	Tia HELLEBAUT (BEL)	Beijing (CHN)	23 Aug 08				
2.05	Chaunte LOWE (USA)	Des Moines, IA (USA)	26 Jun 10				
2.05	Yaroslava MAHUCHIKH (UKR)	Bruxelles (BEL)	2 Sep 22				

RESULTS



High Jump Women - Qualification

Automatic qualifying mark 1.94 (Q) or at least best 12 qualify to Final

RECORDS	RESULT	NAME	COUNTRY	AGE	VENUE	DATE
World Record WR	2.09	Stefka KOSTADINOVA	BUL	22	Roma (ITA)	30 Aug 1987
Championships Record CR	2.09	Stefka KOSTADINOVA	BUL	22	Roma (ITA)	30 Aug 1987
World Leading WL	2.02	Nicola OLYSLAGERS	AUS	27	Lausanne (SUI)	29 Jun 2023
Area Record AR		National Record NR		Personal Best PB		Season Best SB

Group A

25 August 2023 10:20 START TIME 26° C 64 %
11:58 END TIME 30° C 55 %

PLACE	BIB	NAME	COUNTRY	DATE of BIRTH	ORDER	RESULT	1.75	1.80	1.85	1.89	1.92	1.94				
1	1365	Yaroslava MAHUCHIKH	UKR	19 Sep 01	1	1.92 q	-	-	-	0	0					
1	532	Eleanor PATTERSON	AUS	22 May 96	16	1.92 q	-	-	0	0	0					
3	1011	Lamara DISTIN	JAM	3 Mar 00	11	1.92 q	-	0	0	XO	0					
4	851	Morgan LAKE	GBR	12 May 97	7	1.92 q	-	-	XXO	0	0					
5	1288	Angelina TOPIĆ	SRB	26 Jul 05	13	1.92 q	-	0	0	0	XXO					
6	687	Elena KULICHENKO	CYP	28 Jul 02	5	1.92 q PB	0	0	XO	XXO	XXO					
7	784	Ella JUNNILA	FIN	6 Dec 98	14	1.89 q	-	0	0	XO	XXX					
7	823	Nawal MENIKER	FRA	9 Dec 97	10	1.89 q	-	0	0	XO	XXX					
9	1363	Yuliia LEVCHENKO	UKR	28 Nov 97	15	1.89	-	0	0	XXO	XXX					
10	1113	Airinė PALŠYTĖ	LTU	13 Jul 92	9	1.85	0	0	0	XXX						
11	876	Johanna GÖRING	GER	6 Apr 05	3	1.85	0	0	XO	XXX						
12	1068	Kristina OVCHINNIKOVA	KAZ	21 Mar 01	4	1.85	0	XO	XO	XXX						
13	589	Valdileia MARTINS	BRA	19 Sep 89	17	1.85	0	0	XXO	XXX						
14	536	Erin SHAW	AUS	7 Sep 04	8	1.80	0	0	XXX							
15	924	Fédra FEKETE	HUN	4 Apr 98	12	1.80	0	XO	XXX							
16	912	Panagiota DOSI	GRE	1 Apr 01	2	1.80	0	XXO	XXX							
	669	Jana KOŠČAK	CRO	19 May 06	6	DNS										

RESULTS
High Jump Women - Qualification

Group B

25 August 2023 10:21 START TIME 26° C 64 %
TEMPERATURE HUMIDITY
12:01 END TIME 30° C 55 %

PLACE	BIB	NAME	COUNTRY	DATE of BIRTH	ORDER	RESULT	1.75	1.80	1.85	1.89	1.92	1.94						
1	1385	Vashti CUNNINGHAM	USA	18 Jan 98	3	1.92 q	-	0	XO	XXO	0							
2	531	Nicola OLYSLAGERS	AUS	28 Dec 96	2	1.92 q	-	-	0	0	XO							
3	1275	Lia APOSTOLOVSKI	SLO	23 Jun 00	15	1.89 q	-	0	0	0	XXX							
3	1359	Iryna GERASHCHENKO	UKR	10 Mar 95	10	1.89 q	-	0	0	0	XXX							
5	1063	Nadezhda DUBOVITSKAYA	KAZ	12 Mar 98	13	1.89 q	-	XO	0	0	XXX							
6	811	Solène GICQUEL	FRA	1 Dec 94	14	1.89 q	0	0	0	XO	XXX							
6	881	Christina HONSEL	GER	7 Jul 97	6	1.89 q	0	0	0	XO	XXX							
8	752	Elisabeth PIHELA	EST	15 Mar 04	8	1.89	-	0	XO	XO	XXX							
9	915	Tatiana GUSIN	GRE	26 Jan 94	17	1.89	0	0	0	XXO	XXX							
9	555	Merel MAES	BEL	22 Jan 05	12	1.89	0	0	0	XXO	XXX							
11	689	Michaela HRUBÁ	CZE	21 Feb 98	4	1.85	0	0	0	XXX								
11	1257	Daniela STANCIU	ROU	15 Oct 87	1	1.85	-	0	0	XXX								
13	1358	Yuliya CHUMACHENKO	UKR	2 Oct 94	16	1.85	-	0	XO	XXX								
14	1134	Marija VUKOVIĆ	MNE	21 Jan 92	5	1.85	-	XO	XO	XXX								
15	1039	Kimberly WILLIAMSON	JAM	2 Oct 93	7	1.85 SB	XO	XXO	XXO	XXX								
16	1067	Yelizaveta MATVEYEVA	KAZ	9 Dec 01	9	1.80	0	0	XXX									
16	1450	Safina SADULLAYEVA	UZB	4 Mar 98	11	1.80	-	0	XXX									
18	801	Heta TUURI	FIN	14 Jan 95	18	1.80	XO	0	XXX									

ALL-TIME OUTDOOR TOP LIST

RESULT	NAME	VENUE	DATE
2.09	Stefka KOSTADINOVA (BUL)	Roma (ITA)	30 Aug 87
2.08	Blanka VLAŠIĆ (CRO)	Zagreb (CRO)	31 Aug 09
2.07	Lyudmila ANDONOVA (BUL)	Berlin (GDR)	20 Jul 84
2.07	Anna CHICHEROVA (RUS)	Cheboksary (RUS)	22 Jul 11
2.06	Kajsa BERGQVIST (SWE)	Eberstadt (GER)	26 Jul 03
2.06	Hestrie CLOETE (RSA)	Paris-St-Denis (FRA)	31 Aug 03
2.06	Yelena SLESARENKO (RUS)	Athina (GRE)	28 Aug 04
2.06	Ariane FRIEDRICH (GER)	Berlin (GER)	14 Jun 09
2.06	Mariya LASITSKENE (ANA)	Lausanne (SUI)	6 Jul 17
2.05	Tamara BYKOVA (URS)	Kiev (URS)	22 Jun 84
2.05	Heike HENKEL (GER)	Tokyo (JPN)	31 Aug 91
2.05	Inqa BABAKOVA (UKR)	Tokyo (JPN)	15 Sep 95
2.05	Tia HELLEBAUT (BEL)	Beijing (CHN)	23 Aug 08
2.05	Chaunte LOWE (USA)	Des Moines, IA (USA)	26 Jun 10
2.05	Yaroslava MAHUCHIKH (UKR)	Bruxelles (BEL)	2 Sep 22

2023 OUTDOOR TOP LIST

RESULT	NAME	VENUE	2023
2.02	Nicola OLYSLAGERS (AUS)	Lausanne (SUI)	29 Jun
2.01	Yaroslava MAHUCHIKH (UKR)	Rabat (MAR)	28 May
2.00	Iryna GERASHCHENKO (UKR)	Lausanne (SUI)	29 Jun
1.98	Vashti CUNNINGHAM (USA)	Walnut, CA (USA)	15 Apr
1.98	Yuliya LEVCHENKO (UKR)	Chorzów (POL)	16 Jul
1.97	Angelina TOPIĆ (SRB)	Paris (FRA)	9 Jun
1.97	Morgan LAKE (GBR)	Turku (FIN)	13 Jun
1.97	Karyna DEMIDIK (BLR)	Chelyabinsk (RUS)	5 Aug
1.96	Daniela STANCIU (ROU)	Bucuresti (ROU)	3 Jun
1.96	Eleanor PATTERSON (AUS)	Monaco (MON)	21 Jul

RESULTS



Pole Vault Women - Final

RECORDS	RESULT	NAME	COUNTRY	AGE	VENUE	DATE
World Record WR	5.06	Yelena ISINBAYEVA	RUS	27	Zürich (SUI)	28 Aug 2009
Championships Record CR	5.01	Yelena ISINBAYEVA	RUS	23	Helsinki (FIN)	12 Aug 2005
World Leading WL	4.90	Katie MOON	USA	32	Eugene, OR (USA)	9 Jul 2023
Area Record AR		National Record NR		Personal Best PB		Season Best SB

23 August 2023 19:32 START TIME 31° C TEMPERATURE 53 % HUMIDITY
21:46 END TIME 27° C 62 %

PLACE	BIB	NAME	COUNTRY	DATE of BIRTH	ORDER	RESULT	4.30	4.50	4.65	4.75	4.80	4.85	4.90	4.95
1	523	Nina KENNEDY	AUS	5 Apr 97	3	4.90 WL	-	0	0	XO	0	0	XXO	XXX
1	1427	Katie MOON	USA	13 Jun 91	7	4.90 WL	-	0	0	-	XO	0	XXO	XXX
3	794	Wilma MURTO	FIN	11 Jun 98	10	4.80 SB	-	0	0	0	0	XXX		
4	1284	Tina ŠUTEJ	SLO	7 Nov 88	1	4.80 NR	0	0	0	XO	0	XXX		
5	843	Molly CAUDERY	GBR	17 Mar 00	8	4.75 PB	XO	0	0	XXO	X-	XX		
5	1305	Angelica MOSER	SUI	9 Oct 97	12	4.75 PB	0	0	XO	XXO	XXX			
7	1429	Sandi MORRIS	USA	8 Jul 92	4	4.65	-	0	0	XXX				
8	1455	Robeilys PEINADO	VEN	26 Nov 97	6	4.65 SB	0	0	XO	XXX				
9	994	Elisa MOLINAROLO	ITA	29 Jan 94	11	4.50	0	0	XXX					
9	1425	Hana MOLL	USA	31 Jan 05	9	4.50	0	0	XXX					
11	696	Amálie ŠVÁBÍKOVÁ	CZE	22 Nov 99	5	4.50	XO	0	XXX					
12	1446	Bridget WILLIAMS	USA	18 Mar 96	2	4.50	0	XO	XXX					

ALL-TIME OUTDOOR TOP LIST

RESULT	NAME	VENUE	DATE
5.06	Yelena ISINBAYEVA (RUS)	Zürich (SUI)	28 Aug 09
5.01	Anzhelika SIDOROVA (ANA)	Zürich (SUI)	9 Sep 21
5.00	Sandi MORRIS (USA)	Bruxelles (BEL)	9 Sep 16
4.95	Katie MOON (USA)	Eugene, OR (USA)	26 Jun 21
4.94	Eliza MCCARTNEY (NZL)	Jockgrim (GER)	17 Jul 18
4.93	Jennifer SUHR (USA)	Austin, TX (USA)	14 Apr 18
4.91	Yarisley SILVA (CUB)	Beckum (GER)	2 Aug 15
4.91	Aikaterini STEFANIDI (GRE)	London (GBR)	6 Aug 17
4.90	Holly BRADSHAW (GBR)	Manchester (GBR)	26 Jun 21
4.90	Nina KENNEDY (AUS)	Budapest	23 Aug 23

2023 OUTDOOR TOP LIST

RESULT	NAME	VENUE	2023
4.90	Katie MOON (USA)	Eugene, OR (USA)	9 Jul
4.90	Nina KENNEDY (AUS)	Budapest	23 Aug
4.85	Eliza MCCARTNEY (NZL)	Schiffange (LUX)	30 Jul
4.80	Wilma MURTO (FIN)	London (GBR)	23 Jul
4.80	Tina ŠUTEJ (SLO)	Budapest	23 Aug
4.75	Iryna ZHUK (BLR)	Brest (BLR)	1 Jul
4.75	Angelica MOSER (SUI)	Budapest	23 Aug
4.75	Molly CAUDERY (GBR)	Budapest	23 Aug
4.73	Alysha NEWMAN (CAN)	Langley (CAN)	29 Jul
4.71	Olivia MCTAGGART (NZL)	Auckland (NZL)	11 Mar
4.71	Sandi MORRIS (USA)	Doha (QAT)	5 May
4.71	Margot CHEVRIER (FRA)	Paris (FRA)	9 Jun
4.71	Bridget WILLIAMS (USA)	Luzern (SUI)	20 Jul

SUMMARY



Pole Vault Women - Qualification

Automatic qualifying mark 4.65 (Q) or at least best 12 qualify to Final

RECORDS	RESULT	NAME	COUNTRY	AGE	VENUE	DATE
World Record WR	5.06	Yelena ISINBAYEVA	RUS	27	Zürich (SUI)	28 Aug 2009
Championships Record CR	5.01	Yelena ISINBAYEVA	RUS	23	Helsinki (FIN)	12 Aug 2005
World Leading WL	4.90	Katie MOON	USA	32	Eugene, OR (USA)	9 Jul 2023
Area Record AR		National Record NR		Personal Best PB		Season Best SB

21 August 2023

RANK	PLACE	GROUP	BIB	NAME	COUNTRY	DATE of BIRTH	RESULT
1	1	A	1427	Katie MOON	USA	13 Jun 91	4.65 Q
1	1	B	523	Nina KENNEDY	AUS	5 Apr 97	4.65 Q
1	1	A	1455	Robeilys PEINADO	VEN	26 Nov 97	4.65 Q SB
1	1	A	794	Wilma MURTO	FIN	11 Jun 98	4.65 Q
5	4	A	1305	Angelica MOSER	SUI	9 Oct 97	4.65 Q SB
6	2	B	1425	Hana MOLL	USA	31 Jan 05	4.65 Q PB
7	5	A	696	Amálie ŠVÁBÍKOVÁ	CZE	22 Nov 99	4.65 Q
8	3	B	1446	Bridget WILLIAMS	USA	18 Mar 96	4.65 Q
8	6	A	1429	Sandi MORRIS	USA	8 Jul 92	4.65 Q
10	4	B	994	Elisa MOLINAROLO	ITA	29 Jan 94	4.65 Q PB
10	4	B	1284	Tina ŠUTEJ	SLO	7 Nov 88	4.65 Q
12	6	B	843	Molly CAUDERY	GBR	17 Mar 00	4.65 Q
13	7	A	643	Ling LI	CHN	6 Jul 89	4.60
14	8	A	808	Ninon CHAPELLE	FRA	15 Apr 95	4.60 SB
15	9	A	1184	Lene Onsrud RETZIUS	NOR	4 Jan 96	4.60 SB
16	7	B	646	Chunge NIU	CHN	14 Feb 00	4.50
17	10	A	1328	Michaela MEIJER	SWE	30 Jul 93	4.50
18	8	B	929	Hanga KLEKNER	HUN	24 Sep 99	4.50 PB
18	11	A	617	Alysha NEWMAN	CAN	29 Jun 94	4.50
18	11	A	1186	Imogen AYRIS	NZL	12 Dec 00	4.50
21	9	B	809	Margot CHEVRIER	FRA	21 Dec 99	4.50
22	10	B	789	Elina LAMPELA	FIN	18 Feb 98	4.50
22	10	B	582	Juliana DE MENIS CAMPOS	BRA	17 Oct 96	4.50
24	12	B	616	Anicka NEWELL	CAN	5 Aug 93	4.35
24	12	B	701	Caroline Bonde HOLM	DEN	19 Jul 90	4.35
24	13	A	1193	Olivia MCTAGGART	NZL	9 Jan 00	4.35
27	14	A	885	Anjuli KNÄSCHE	GER	18 Oct 93	4.35
28	15	A	916	Eleni-Klaoudia POLAK	GRE	9 Sep 96	4.35
29	14	B	805	Marie-Julie BONNIN	FRA	17 Dec 01	4.35
29	16	A	561	Elien VEKEMANS	BEL	30 Apr 01	4.35
29	16	A	842	Holly BRADSHAW	GBR	2 Nov 91	4.35
29	16	A	978	Roberta BRUNI	ITA	8 Mar 94	4.35
		B	918	Aikaterini STEFANIDI	GRE	4 Feb 90	NM
		B	1192	Eliza MCCARTNEY	NZL	11 Dec 96	NM
		B	650	Huiqin XU	CHN	4 Sep 93	NM
		A	1262	Mirè REINSTORF	RSA	5 Jun 02	NM
		B	778	Saga ANDERSSON	FIN	30 Mar 00	NM

SUMMARY
Pole Vault Women - Qualification

21 August 2023

RANK	PLACE	GROUP	BIB	NAME	COUNTRY	DATE of BIRTH	RESULT
------	-------	-------	-----	------	---------	---------------	--------

ALL-TIME OUTDOOR TOP LIST				2023 OUTDOOR TOP LIST			
RESULT	NAME	VENUE	DATE	RESULT	NAME	VENUE	2023
5.06	Yelena ISINBAYEVA (RUS)	Zürich (SUI)	28 Aug 09	4.90	Katie MOON (USA)	Eugene, OR (USA)	9 Jul
5.01	Anzhelika SIDOROVA (ANA)	Zürich (SUI)	9 Sep 21	4.85	Eliza MCCARTNEY (NZL)	Schiffange (LUX)	30 Jul
5.00	Sandi MORRIS (USA)	Bruxelles (BEL)	9 Sep 16	4.80	Wilma MURTO (FIN)	London (GBR)	23 Jul
4.95	Katie MOON (USA)	Eugene, OR (USA)	26 Jun 21	4.77	Nina KENNEDY (AUS)	Paris (FRA)	9 Jun
4.94	Eliza MCCARTNEY (NZL)	Jockgrim (GER)	17 Jul 18	4.76	Tina ŠUTEJ (SLO)	Doha (QAT)	5 May
4.93	Jennifer SUHR (USA)	Austin, TX (USA)	14 Apr 18	4.75	Iryna ZHUK (BLR)	Brest (BLR)	1 Jul
4.91	Yarisley SILVA (CUB)	Beckum (GER)	2 Aug 15	4.73	Alysha NEWMAN (CAN)	Langley (CAN)	29 Jul
4.91	Aikaterini STEFANIDI (GRE)	London (GBR)	6 Aug 17	4.71	Olivia MCTAGGART (NZL)	Auckland (NZL)	11 Mar
4.90	Holly BRADSHAW (GBR)	Manchester (GBR)	26 Jun 21	4.71	Sandi MORRIS (USA)	Doha (QAT)	5 May
4.88	Svetlana FEOFANOVA (RUS)	Herakleion (GRE)	4 Jul 04	4.71	Margot CHEVRIER (FRA)	Paris (FRA)	9 Jun
				4.71	Molly CAUDERY (GBR)	Manchester (GBR)	8 Jul
				4.71	Bridget WILLIAMS (USA)	Luzern (SUI)	20 Jul

RESULTS



Pole Vault Women - Qualification

Automatic qualifying mark 4.65 (Q) or at least best 12 qualify to Final

RECORDS	RESULT	NAME	COUNTRY	AGE	VENUE	DATE
World Record WR	5.06	Yelena ISINBAYEVA	RUS	27	Zürich (SUI)	28 Aug 2009
Championships Record CR	5.01	Yelena ISINBAYEVA	RUS	23	Helsinki (FIN)	12 Aug 2005
World Leading WL	4.90	Katie MOON	USA	32	Eugene, OR (USA)	9 Jul 2023
Area Record AR		National Record NR		Personal Best PB		Season Best SB

Group A

21 August 2023 18:41 START TIME 34° C 38 %
21:05 END TIME 28° C 59 %

PLACE	BIB	NAME	COUNTRY	DATE of BIRTH	ORDER	RESULT	4.20	4.35	4.50	4.60	4.65						
1	1427	Katie MOON	USA	13 Jun 91	1	4.65 Q	-	-	0	0	0						
1	794	Wilma MURTO	FIN	11 Jun 98	6	4.65 Q	-	0	0	0	0						
1	1455	Robeilys PEINADO	VEN	26 Nov 97	5	4.65 Q SB	-	0	0	0	0						
4	1305	Angelica MOSER	SUI	9 Oct 97	19	4.65 Q SB	-	0	0	XX0	0						
5	696	Amálie ŠVÁBÍKOVÁ	CZE	22 Nov 99	4	4.65 Q	-	0	0	X0	X0						
6	1429	Sandi MORRIS	USA	8 Jul 92	12	4.65 Q	-	-	X0	X0	X0						
7	643	Ling LI	CHN	6 Jul 89	3	4.60	0	0	XX0	0	XXX						
8	808	Ninon CHAPELLE	FRA	15 Apr 95	2	4.60 SB	-	0	0	X0	XXX						
9	1184	Lene Onsrud RETZIUS	NOR	4 Jan 96	16	4.60 SB	-	X0	XX0	XX0	XXX						
10	1328	Michaela MEIJER	SWE	30 Jul 93	18	4.50	X0	0	0	X-	XX						
11	1186	Imogen AYRIS	NZL	12 Dec 00	14	4.50	0	0	X0	XXX							
11	617	Alysha NEWMAN	CAN	29 Jun 94	13	4.50	-	0	X0	XXX							
13	1193	Olivia MCTAGGART	NZL	9 Jan 00	9	4.35	-	0	XXX								
14	885	Anjuli KNÄSCHE	GER	18 Oct 93	11	4.35	X0	0	XXX								
15	916	Eleni-Klaoudia POLAK	GRE	9 Sep 96	10	4.35	0	X0	XXX								
16	842	Holly BRADSHAW	GBR	2 Nov 91	8	4.35	-	XX0	X-	XX							
16	978	Roberta BRUNI	ITA	8 Mar 94	15	4.35	0	XX0	XXX								
16	561	Elien VEKEMANS	BEL	30 Apr 01	17	4.35	0	XX0	XXX								
	1262	Mirè REINSTORF	RSA	5 Jun 02	7	NM	XXX										

RESULTS
Pole Vault Women - Qualification

Group B

21 August 2023 18:42 START TIME 34° C 38 %
21:02 END TIME 28° C 59 %
TEMPERATURE HUMIDITY

PLACE	BIB	NAME	COUNTRY	DATE of BIRTH	ORDER	RESULT	4.20	4.35	4.50	4.60	4.65						
1	523	Nina KENNEDY	AUS	5 Apr 97	15	4.65 Q	-	-	0	0	0						
2	1425	Hana MOLL	USA	31 Jan 05	12	4.65 Q PB	0	0	0	0	X0						
3	1446	Bridget WILLIAMS	USA	18 Mar 96	17	4.65 Q	-	X0	X0	0	X0						
4	994	Elisa MOLINAROLO	ITA	29 Jan 94	9	4.65 Q PB	0	0	0	0	XX0						
4	1284	Tina ŠUTEJ	SLO	7 Nov 88	5	4.65 Q	-	0	0	0	XX0						
6	843	Molly CAUDERY	GBR	17 Mar 00	13	4.65 Q	-	0	X0	0	XX0						
7	646	Chunge NIU	CHN	14 Feb 00	11	4.50	-	0	0	XX-	X						
8	929	Hanga KLEKNER	HUN	24 Sep 99	14	4.50 PB	0	0	X0	XXX							
9	809	Margot CHEVRIER	FRA	21 Dec 99	4	4.50	-	X0	X0	XXX							
10	582	Juliana DE MENIS CAMPOS	BRA	17 Oct 96	6	4.50	0	0	XX0	XXX							
10	789	Elina LAMPELA	FIN	18 Feb 98	1	4.50	0	0	XX0	XXX							
12	701	Caroline Bonde HOLM	DEN	19 Jul 90	7	4.35	0	0	XXX								
12	616	Anicka NEWELL	CAN	5 Aug 93	3	4.35	0	0	XXX								
14	805	Marie-Julie BONNIN	FRA	17 Dec 01	8	4.35	-	XX0	XXX								
	1192	Eliza MCCARTNEY	NZL	11 Dec 96	10	NM	-	-	XXX								
	918	Aikaterini STEFANIDI	GRE	4 Feb 90	18	NM	-	-	XXX								
	650	Huiqin XU	CHN	4 Sep 93	2	NM	-	XXX									
	778	Saga ANDERSSON	FIN	30 Mar 00	16	NM	XXX										

ALL-TIME OUTDOOR TOP LIST

RESULT	NAME	VENUE	DATE
5.06	Yelena ISINBAYEVA (RUS)	Zürich (SUI)	28 Aug 09
5.01	Anzhelika SIDOROVA (ANA)	Zürich (SUI)	9 Sep 21
5.00	Sandi MORRIS (USA)	Bruxelles (BEL)	9 Sep 16
4.95	Katie MOON (USA)	Eugene, OR (USA)	26 Jun 21
4.94	Eliza MCCARTNEY (NZL)	Jockgrim (GER)	17 Jul 18
4.93	Jennifer SUHR (USA)	Austin, TX (USA)	14 Apr 18
4.91	Yarisley SILVA (CUB)	Beckum (GER)	2 Aug 15
4.91	Aikaterini STEFANIDI (GRE)	London (GBR)	6 Aug 17
4.90	Holly BRADSHAW (GBR)	Manchester (GBR)	26 Jun 21
4.88	Svetlana FEOFANOVA (RUS)	Herakleion (GRE)	4 Jul 04

2023 OUTDOOR TOP LIST

RESULT	NAME	VENUE	2023
4.90	Katie MOON (USA)	Eugene, OR (USA)	9 Jul
4.85	Eliza MCCARTNEY (NZL)	Schiffange (LUX)	30 Jul
4.80	Wilma MURTO (FIN)	London (GBR)	23 Jul
4.77	Nina KENNEDY (AUS)	Paris (FRA)	9 Jun
4.76	Tina ŠUTEJ (SLO)	Doha (QAT)	5 May
4.75	Iryna ZHUK (BLR)	Brest (BLR)	1 Jul
4.73	Alysha NEWMAN (CAN)	Langley (CAN)	29 Jul
4.71	Olivia MCTAGGART (NZL)	Auckland (NZL)	11 Mar
4.71	Sandi MORRIS (USA)	Doha (QAT)	5 May
4.71	Margot CHEVRIER (FRA)	Paris (FRA)	9 Jun
4.71	Molly CAUDERY (GBR)	Manchester (GBR)	8 Jul
4.71	Bridget WILLIAMS (USA)	Luzern (SUI)	20 Jul

RESULTS

Long Jump Women - Final



RECORDS	RESULT	NAME	COUNTRY	AGE	VENUE	DATE
World Record WR	7.52	Galina CHISTYAKOVA	URS	26	Leningrad (URS)	11 Jun 1988
Championships Record CR	7.36	Jackie JOYNER-KERSEE	USA	25	Roma (ITA)	4 Sep 1987
World Leading WL	7.14	Ivana VULETA	SRB	33	Budapest	20 Aug 2023
Area Record AR		National Record NR		Personal Best PB		Season Best SB

20 August 2023 16:59 START TIME 33° C 46 %
 18:33 END TIME 32° C 49 %
TEMPERATURE HUMIDITY

PLACE	BIB	NAME	COUNTRY	DATE of BIRTH	ORDER	RESULT	1	2	3	ORD.	4	5	ORD.	6
1	1291	Ivana VULETA	SRB	10 May 90	1	7.14 +1.2	X	7.05	X	8	6.91	7.14	8	6.78 -0.6
2	1389	Tara DAVIS-WOODHALL	USA	20 May 99	12	6.91 +0.5	6.91	6.74	6.62	7	X	X	7	6.78 -0.3
3	1256	Alina ROTARU-KOTTMANN	ROU	5 Jun 93	8	6.88 +1.6	6.51	6.72	6.63	3	6.75	X	4	6.88 +1.6
4	1161	Ese BRUME	NGR	20 Jan 96	7	6.84 +1.2	6.80	6.84	6.76	6	6.53	6.70	6	6.59 +0.1
5	990	Larissa IAPICHINO	ITA	18 Jul 02	11	6.82 +0.8	X	6.73	X	4	6.17	X	3	6.82 +0.8
6	730	Fátima DIAME	ESP	22 Sep 96	2	6.82 +0.5	6.82	X	X	5	4.79	6.52	5	X +0.6
7	604	Marthe KOALA	BUR	8 Mar 94	5	6.68 0.0	X	6.68	6.67	2	6.33	6.54	2	6.54 -0.6
8	731	Tessy EBOSELE	ESP	28 Jul 02	3	6.62 0.0	6.62	X	6.39	1	6.33	6.49	1	6.50 +0.6
9	890	Maryse LUZOLO	GER	15 Mar 95	9	6.58 +1.4	X	X	6.58					
10	1428	Jasmine MOORE	USA	1 May 01	10	6.54 +1.9	X	6.42	6.54					
11	1028	Ackelia SMITH	JAM	5 Feb 02	4	6.49 +0.8	X	6.49	X					
12	591	Leticia ORO MELO	BRA	5 Oct 97	6	6.12 +0.4	X	X	6.12					

NAME	COUNTRY	ATTEMPT	MARK	OFFSET (cm)		
Ivana VULETA	SRB	1	X	+1.3	34.2	0
		2	7.05	7.9	34	0
		3	X	+9.3	34	0
		4	6.91	10.5	34.3	0
		5	7.14	2.2	34.2	0
		6	6.78	14.8	34.5	0
Tara DAVIS-WOODHALL	USA	1	6.91	7.8	33.9	0
		2	6.74	6.5	33.6	0
		3	6.62	6.7	33.8	0
		4	X	+6.3	33.6	0
		5	X	+7.6	33.6	0
		6	6.78	4.2	33.7	0
Alina ROTARU-KOTTMANN	ROU	1	6.51	9.0	33.4	0
		2	6.72	15.2	33.6	0
		3	6.63	3.1	33.2	0
		4	6.75	1.0	32.9	0
		5	X	+4.8	33.4	0
		6	6.88	2.6	33.5	0

RESULTS
Long Jump Women - Final

Ese BRUME	NGR	1	6.80	9.8	33	0
		2	6.84	9.3	33.2	0
		3	6.76	3.3	32.4	0
		4	6.53	9.5	33	0
		5	6.70	8.8	32.7	0
		6	6.59	12.4	32.4	0
Larissa IAPICHINO	ITA	1	X	+6.6	33.5	0
		2	6.73	8.0	33.2	0
		3	X	+12.7	33.1	0
		4	6.17	52.0	33	0
		5	X	+2.0	33.5	0
		6	6.82	9.3	33.5	0
Fátima DIAME	ESP	1	6.82	4.3	33.7	0
		2	X	+13.7	30.3	0
		3	X	+12.2	33.3	0
		4	4.79	35.5	33.3	0
		5	6.52	7.3	33.4	0
		6	X	+1.7	34.2	0
Marthe KOALA	BUR	1	X	+2.3	32.9	0
		2	6.68	8.3	33.2	0
		3	6.67	4.9	33	0
		4	6.33	18.3	33.5	0
		5	6.54	9.2	32.7	0
		6	6.54	0.9	33	0
Tessy EBOSELE	ESP	1	6.62	9.3	33.4	0
		2	X	+11.4	33.9	0
		3	6.39	29.3	33.1	0
		4	6.33	27.1	32.8	0
		5	6.49	6.8	33	0
		6	6.50	10.8	32.9	0
Maryse LUZOLO	GER	1	X	+9.1	32.6	0
		2	X	+1.5	32.8	0
		3	6.58	9.8	32.6	0
Jasmine MOORE	USA	1	X	+7.1	34.1	0
		2	6.42	6.5	32.6	0
		3	6.54	3.0	33.3	0
Ackelia SMITH	JAM	1	X	+33.0	34.1	0
		2	6.49	3.3	33.8	0
		3	X	+0.1	34.8	0
Leticia ORO MELO	BRA	1	X	+4.6	32.5	0
		2	X	+17.7	32.5	0
		3	6.12	8.9	32.3	0

ALL-TIME OUTDOOR TOP LIST				2023 OUTDOOR TOP LIST			
RESULT	NAME	VENUE	DATE	RESULT	NAME	VENUE	2023
7.52	Galina CHISTYAKOVA (URS)	Leningrad (URS)	11 Jun 88	7.14	Ivana VULETA (SRB)	Budapest	20 Aug
7.49	Jackie JOYNER-KERSEE (USA)	New York, NY (USA)	22 May 94	7.08	Ackelia SMITH (JAM)	Norman, OK (USA)	13 May
7.48	Heike DRECHSLER (GDR)	Neubrandenburg (GDR)	9 Jul 88	7.07	Tara DAVIS-WOODHALL (USA)	Fayetteville, AR (USA)	5 May
7.43	Anișoara CUȘMIR-STANCIU (ROU)	Bucuresti (ROU)	4 Jun 83	7.03	Aqate DE SOUSA (STP)	Weinheim (GER)	27 May
7.42	Tatyana KOTOVA (RUS)	Annecy (FRA)	23 Jun 02	6.98	Quanesha BURKS (USA)	London (GBR)	23 Jul
7.39	Yelena BELEVSKAYA (URS)	Bryansk (URS)	18 Jul 87	6.97	Sumire HATA (JPN)	Bangkok (THA)	14 Jul
7.37	Inessa KRAVETS (UKR)	Kyiv (UKR)	13 Jun 92	6.96	Alina ROTARU-KOTTMANN (ROU)	Inningingen (GER)	30 Jul
7.33	Tatyana LEBEDEVA (RUS)	Tula (RUS)	31 Jul 04	6.95	Larissa IAPICHINO (ITA)	Monaco (MON)	21 Jul
7.31	Olena KHLOPOTNOVA (URS)	Almaty (KAZ)	12 Sep 85	6.94	Marthe KOALA (BUR)	Kinshasa (COD)	2 Aug
7.31	Marion JONES (USA)	Eugene, OR (USA)	31 May 98	6.93	Malaika MIHAMBO (GER)	Kassel (GER)	9 Jul
7.31	Brittney REESE (USA)	Eugene, OR (USA)	2 Jul 16				

SUMMARY



Long Jump Women - Qualification

Automatic qualifying mark 6.80 (Q) or at least best 12 qualify to Final

RECORDS	RESULT	NAME	COUNTRY	AGE	VENUE	DATE
World Record WR	7.52	Galina CHISTYAKOVA	URS	26	Leningrad (URS)	11 Jun 1988
Championships Record CR	7.36	Jackie JOYNER-KERSEE	USA	25	Roma (ITA)	4 Sep 1987
World Leading WL	7.08	Ackelia SMITH	JAM	21	Norman, OK (USA)	13 May 2023
Area Record AR		National Record NR		Personal Best PB		Season Best SB

19 August 2023

RANK	PLACE	GROUP	BIB	NAME	COUNTRY	DATE OF BIRTH	RESULT		WIND
1	1	A	1389	Tara DAVIS-WOODHALL	USA	20 May 99	6.87	Q	-0.1
2	2	A	604	Marthe KOALA	BUR	8 Mar 94	6.84	Q	+0.7
3	1	B	1291	Ivana VULETA	SRB	10 May 90	6.82	Q	-0.5
4	2	B	1028	Ackelia SMITH	JAM	5 Feb 02	6.78	q	-0.3
5	3	B	1428	Jasmine MOORE	USA	1 May 01	6.73	q	-1.2
6	3	A	990	Larissa IAPICHINO	ITA	18 Jul 02	6.73	q	+1.4
7	4	B	591	Leticia ORO MELO	BRA	5 Oct 97	6.73	q SB	-0.5
8	4	A	1161	Ese BRUME	NGR	20 Jan 96	6.72	q	+1.2
9	5	B	1256	Alina ROTARU-KOTTMANN	ROU	5 Jun 93	6.69	q	-0.9
10	6	B	890	Maryse LUZOLO	GER	15 Mar 95	6.66	q	-0.5
11	5	A	731	Tessy EBOSELE	ESP	28 Jul 02	6.65	q	+0.2
12	7	B	730	Fátima DIAME	ESP	22 Sep 96	6.61	q	-0.2
13	8	B	1173	Ruth USORO	NGR	8 Oct 97	6.60		-0.3
14	9	B	751	María VICENTE	ESP	28 Mar 01	6.59		-1.4
15	10	B	1140	Pauline HONDEMA	NED	28 Mar 00	6.57		-1.0
16	6	A	1380	Quanesha BURKS	USA	15 Mar 95	6.57		+1.3
17	11	B	508	Brooke BUSCHKUEHL	AUS	12 Jul 93	6.55		-0.5
18	7	A	1287	Milica GARDAŠEVIĆ	SRB	28 Sep 98	6.51		0.0
19	12	B	910	Deborah ACQUAH	GHA	23 May 96	6.50		-1.2
20	8	A	1318	Maja ÅSKAG	SWE	18 Dec 02	6.47		+0.5
20	8	A	872	Mikaelle ASSANI	GER	18 Aug 02	6.47		+1.3
22	10	A	865	Jazmin SAWYERS	GBR	21 May 94	6.41		+1.2
23	13	B	1044	Sumire HATA	JPN	4 May 96	6.41		-0.8
24	14	B	956	Shaili SINGH	IND	7 Jan 04	6.40		-0.9
25	15	B	664	Natalia LINARES	COL	3 Jan 03	6.38		-0.5
26	16	B	587	Eliane MARTINS	BRA	26 May 86	6.38		-1.0
27	11	A	922	Petra BÁNHIDI-FARKAS	HUN	30 Apr 99	6.37		+1.3
28	17	B	1330	Khaddi SAGNIA	SWE	20 Apr 94	6.35		-0.6
29	12	A	513	Samantha DALE	AUS	30 Jun 01	6.35		+1.5
30	13	A	1016	Tissanna HICKLING	JAM	7 Jan 98	6.29		+0.9
31	18	B	935	Diana LESTI	HUN	30 Mar 98	6.25		-1.4
32	14	A	721	Esraa OWIS	EGY	15 Oct 97	6.16		+0.5
33	15	A	574	Lissandra Maysa CAMPOS	BRA	6 Feb 02	6.01		+1.2
34	16	A	1323	Tilde JOHANSSON	SWE	5 Jan 01	5.99		+0.6
		A	816	Hilary KPATCHA	FRA	5 May 98	NM		
		A	1357	Maryna BEKH-ROMANCHUK	UKR	18 Jul 95	NM		

SUMMARY
Long Jump Women - Qualification

19 August 2023

RANK	PLACE	GROUP	BIB	NAME	COUNTRY	DATE of BIRTH	RESULT	WIND
------	-------	-------	-----	------	---------	---------------	--------	------

ALL-TIME OUTDOOR TOP LIST				2023 OUTDOOR TOP LIST			
RESULT	NAME	VENUE	DATE	RESULT	NAME	VENUE	2023
7.52	Galina CHISTYAKOVA (URS)	Leningrad (URS)	11 Jun 88	7.08	Ackelia SMITH (JAM)	Norman, OK (USA)	13 May
7.49	Jackie JOYNER-KERSEE (USA)	New York, NY (USA)	22 May 94	7.07	Tara DAVIS-WOODHALL (USA)	Fayetteville, AR (USA)	5 May
7.48	Heike DRECHSLER (GDR)	Neubrandenburg (GDR)	9 Jul 88	7.03	Agate DE SOUSA (STP)	Weinheim (GER)	27 May
7.43	Anișoara CUȘMIR-STANCIU (ROU)	Bucuresti (ROU)	4 Jun 83	6.98	Quanasha BURKS (USA)	London (GBR)	23 Jul
7.42	Tatyana KOTOVA (RUS)	Annecy (FRA)	23 Jun 02	6.97	Sumire HATA (JPN)	Bangkok (THA)	14 Jul
7.39	Yelena BELEVSKAYA (URS)	Bryansk (URS)	18 Jul 87	6.96	Alina ROTARU-KOTTMANN (ROU)	Inneringen (GER)	30 Jul
7.37	Inessa KRAVETS (UKR)	Kyiv (UKR)	13 Jun 92	6.95	Larissa IAPICHINO (ITA)	Monaco (MON)	21 Jul
7.33	Tatyana LEBEDEVA (RUS)	Tula (RUS)	31 Jul 04	6.94	Marthe KOALA (BUR)	Kinshasa (COD)	2 Aug
7.31	Olena KHLOPOTNOVA (URS)	Almaty (KAZ)	12 Sep 85	6.93	Malaika MIHAMBO (GER)	Kassel (GER)	9 Jul
7.31	Marion JONES (USA)	Eugene, OR (USA)	31 May 98	6.91	Mikaelle ASSANI (GER)	Weinheim (GER)	27 May
7.31	Brittney REESE (USA)	Eugene, OR (USA)	2 Jul 16	6.91	Monae' NICHOLS (USA)	Chula Vista, CA (USA)	18 Jun
				6.91	Milica GARDAŠEVIĆ (SRB)	Kraljevo (SRB)	23 Jul

RESULTS



Long Jump Women - Qualification

Automatic qualifying mark 6.80 (Q) or at least best 12 qualify to Final

RECORDS	RESULT	NAME	COUNTRY	AGE	VENUE	DATE
World Record WR	7.52	Galina CHISTYAKOVA	URS	26	Leningrad (URS)	11 Jun 1988
Championships Record CR	7.36	Jackie JOYNER-KERSEE	USA	25	Roma (ITA)	4 Sep 1987
World Leading WL	7.08	Ackelia SMITH	JAM	21	Norman, OK (USA)	13 May 2023
Area Record AR		National Record NR		Personal Best PB		Season Best SB

Group A

19 August 2023 13:27 START TIME 24° C TEMPERATURE 78 % HUMIDITY
14:45 END TIME 30° C 52 %

PLACE	BIB	NAME	COUNTRY	DATE OF BIRTH	ORDER	RESULT	1	2	3
1	1389	Tara DAVIS-WOODHALL	USA	20 May 99	7	6.87 Q -0.1	6.87 -0.1		
2	604	Marthe KOALA	BUR	8 Mar 94	11	6.84 Q +0.7	6.84 +0.7		
3	990	Larissa IAPICHINO	ITA	18 Jul 02	16	6.73 q +1.4	6.73 +1.4	6.51 +0.5	-
4	1161	Ese BRUME	NGR	20 Jan 96	1	6.72 q +1.2	6.65 +1.0	6.72 +1.2	6.69 +0.9
5	731	Tessy EBOSELE	ESP	28 Jul 02	5	6.65 q +0.2	6.65 +0.2	6.49 +0.7	X +1.0
6	1380	Quanesha BURKS	USA	15 Mar 95	13	6.57 +1.3	X +0.3	6.57 +1.3	X +1.6
7	1287	Milica GARDAŠEVIĆ	SRB	28 Sep 98	12	6.51 0.0	6.51 0.0	X +0.4	6.45 +1.1
8	872	Mikaelle ASSANI	GER	18 Aug 02	8	6.47 +1.3	X -0.3	6.47 +1.3	X +0.8
8	1318	Maja ÅSKAG	SWE	18 Dec 02	15	6.47 +0.5	X +0.6	6.47 +0.5	X +0.3
10	865	Jazmin SAWYERS	GBR	21 May 94	18	6.41 +1.2	X +0.3	6.41 +1.2	6.05 +0.6
11	922	Petra BÁNHIDI-FARKAS	HUN	30 Apr 99	17	6.37 +1.3	6.37 +1.3	X +0.4	6.26 +1.2
12	513	Samantha DALE	AUS	30 Jun 01	2	6.35 +1.5	X +1.3	X -0.2	6.35 +1.5
13	1016	Tissanna HICKLING	JAM	7 Jan 98	6	6.29 +0.9	X +0.5	6.29 +0.9	6.17 +0.8
14	721	Esraa OWIS	EGY	15 Oct 97	14	6.16 +0.5	X +1.5	X +0.2	6.16 +0.5
15	574	Lissandra Maysa CAMPOS	BRA	6 Feb 02	3	6.01 +1.2	X +0.3	X +0.4	6.01 +1.2
16	1323	Tilde JOHANSSON	SWE	5 Jan 01	4	5.99 +0.6	X -0.2	X 0.0	5.99 +0.6
	816	Hilary KPATCHA	FRA	5 May 98	10	NM +0.6	X +0.6	-	-
	1357	Maryna BEKH-ROMANCHUK	UKR	18 Jul 95	9	NM +0.6	X +0.6	X +0.3	X +0.8

RESULTS
Long Jump Women - Qualification

Group B

19 August 2023 13:29 START TIME 24° C TEMPERATURE 78 % HUMIDITY
14:49 END TIME 31° C 52 %

PLACE	BIB	NAME	COUNTRY	DATE of BIRTH	ORDER	RESULT	1	2	3
1	1291	Ivana VULETA	SRB	10 May 90	7	6.82 Q -0.5	X	6.82 -0.5	
2	1028	Ackelia SMITH	JAM	5 Feb 02	13	6.78 q -0.3	X -1.7	X -0.9	6.78 -0.3
3	1428	Jasmine MOORE	USA	1 May 01	6	6.73 q -1.2	6.61 0.0	6.73 -1.2	6.63 -0.5
4	591	Leticia ORO MELO	BRA	5 Oct 97	4	6.73 q SB -0.5	6.73 -0.5	X	X -0.7
5	1256	Alina ROTARU-KOTTMANN	ROU	5 Jun 93	11	6.69 q -0.9	6.60 -0.8	6.54 0.0	6.69 -0.9
6	890	Maryse LUZOLO	GER	15 Mar 95	5	6.66 q -0.5	X	6.66 -0.5	X -0.3
7	730	Fátima DIAME	ESP	22 Sep 96	3	6.61 q -0.2	X -0.1	X -0.2	6.61 -0.2
8	1173	Ruth USORO	NGR	8 Oct 97	15	6.60 -0.3	6.50 -0.2	6.40 -0.5	6.60 -0.3
9	751	María VICENTE	ESP	28 Mar 01	10	6.59 -1.4	6.52 -0.3	6.49 -0.8	6.59 -1.4
10	1140	Pauline HONDEMA	NED	28 Mar 00	18	6.57 -1.0	6.13 -0.7	6.45 -0.6	6.57 -1.0
11	508	Brooke BUSCHKUEHL	AUS	12 Jul 93	12	6.55 -0.5	6.55 -0.5	4.92 -0.7	6.53 0.0
12	910	Deborah ACQUAH	GHA	23 May 96	16	6.50 -1.2	6.39 -0.4	6.50 -1.2	6.25 -0.6
13	1044	Sumire HATA	JPN	4 May 96	1	6.41 -0.8	X -0.7	X +0.7	6.41 -0.8
14	956	Shaili SINGH	IND	7 Jan 04	8	6.40 -0.9	6.26 -0.6	6.40 -0.9	6.30 -0.9
15	664	Natalia LINARES	COL	3 Jan 03	9	6.38 -0.5	6.38 -0.5	6.28 -0.7	6.35 -0.9
16	587	Eliane MARTINS	BRA	26 May 86	17	6.38 -1.0	X -0.2	X +0.4	6.38 -1.0
17	1330	Khaddi SAGNIA	SWE	20 Apr 94	14	6.35 -0.6	6.19 -0.3	X -0.4	6.35 -0.6
18	935	Diana LESTI	HUN	30 Mar 98	2	6.25 -1.4	6.25 -1.4	X 0.0	6.21 -0.5

ALL-TIME OUTDOOR TOP LIST				2023 OUTDOOR TOP LIST			
RESULT	NAME	VENUE	DATE	RESULT	NAME	VENUE	2023
7.52	Galina CHISTYAKOVA (URS)	Leningrad (URS)	11 Jun 88	7.08	Ackelia SMITH (JAM)	Norman, OK (USA)	13 May
7.49	Jackie JOYNER-KERSEE (USA)	New York, NY (USA)	22 May 94	7.07	Tara DAVIS-WOODHALL (USA)	Fayetteville, AR (USA)	5 May
7.48	Heike DRECHSLER (GDR)	Neubrandenburg (GDR)	9 Jul 88	7.03	Agate DE SOUSA (STP)	Weinheim (GER)	27 May
7.43	Anişoara CUSMIR-STANCIU (ROU)	Bucuresti (ROU)	4 Jun 83	6.98	Quanesha BURKS (USA)	London (GBR)	23 Jul
7.42	Tatyana KOTOVA (RUS)	Annecy (FRA)	23 Jun 02	6.97	Sumire HATA (JPN)	Bangkok (THA)	14 Jul
7.39	Yelena BELEVSKAYA (URS)	Bryansk (URS)	18 Jul 87	6.96	Alina ROTARU-KOTTMANN (ROU)	Inningingen (GER)	30 Jul
7.37	Inessa KRAVETS (UKR)	Kyiv (UKR)	13 Jun 92	6.95	Larissa IAPICHINO (ITA)	Monaco (MON)	21 Jul
7.33	Tatyana LEBEDEVA (RUS)	Tula (RUS)	31 Jul 04	6.94	Marthe KOALA (BUR)	Kinshasa (COD)	2 Aug
7.31	Olena KHLOPOTNOVA (URS)	Almaty (KAZ)	12 Sep 85	6.93	Malaika MIHAMBO (GER)	Kassel (GER)	9 Jul
7.31	Marion JONES (USA)	Eugene, OR (USA)	31 May 98	6.91	Mikaelle ASSANI (GER)	Weinheim (GER)	27 May
7.31	Brittney REESE (USA)	Eugene, OR (USA)	2 Jul 16	6.91	Monae' NICHOLS (USA)	Chula Vista, CA (USA)	18 Jun
				6.91	Milica GARDAŠEVIĆ (SRB)	Kraljevo (SRB)	23 Jul

RESULTS

Triple Jump Women - Final



BIB 1399 STATUS AMENDED

RECORDS	RESULT	NAME	COUNTRY	AGE	VENUE	DATE
World Record WR	15.74	Yulimar ROJAS	VEN	27	Beograd (SRB)	20 Mar 2022
Championships Record CR	15.50	Inessa KRAVETS	UKR	29	Göteborg (SWE)	10 Aug 1995
World Leading WL	15.18	Yulimar ROJAS	VEN	28	Chorzów (POL)	16 Jul 2023
Area Record AR						
National Record NR						
Personal Best PB						
Season Best SB						

25 August 2023 19:38 START TIME 32° C 45 %
 TEMPERATURE HUMIDITY
 21:07 END TIME 28° C 58 %

PLACE	BIB	NAME	COUNTRY	DATE of BIRTH	ORDER	RESULT	1	2	3	ORD.	4	5	ORD.	6
1	1457	Yulimar ROJAS	VEN	21 Oct 95	10	15.08 0.0	X -0.1	14.33 0.0	14.26 -0.4	1	X -0.2	X -0.2	1	15.08 0.0
2	1357	Maryna BEKH-ROMANCHUK	UKR	18 Jul 95	5	15.00 +0.1	15.00 +0.1	14.81 -0.5	14.66 -0.3	8	X -0.2	14.87 0.0	8	X 0.0
3	681	Leyanis PÉREZ HERNÁNDEZ	CUB	10 Jan 02	6	14.96 +0.1	14.96 +0.1	X -0.1	14.70 0.0	7	14.82 -0.1	14.90 0.0	7	14.83 0.0
4	1025	Shanieka RICKETTS	JAM	2 Feb 92	1	14.93 -0.1	14.84 0.0	14.87 +0.1	14.79 -0.1	6	14.73 -0.1	11.69 -0.2	5	14.93 -0.1
5	708	Thea LAFOND	DMA	5 Apr 94	8	14.90 -0.2	14.71 -0.1	14.49 -0.1	14.57 +0.1	5	X -0.1	14.90 -0.2	6	14.42 +0.1
6	682	Liadagmis POVEA	CUB	6 Feb 96	2	14.87 -0.1	14.23 0.0	14.52 0.0	14.55 -0.3	4	14.87 -0.1	14.71 -0.2	4	14.86 +0.1
7	1037	Kimberly WILLIAMS	JAM	3 Nov 88	4	14.38 -0.3	14.04 -0.2	14.08 -0.4	14.38 -0.3	3	13.60 -0.1	14.25 -0.1	3	13.89 +0.1
8	983	Dariya DERKACH	ITA	27 Mar 93	9	14.36 -0.1	14.36 -0.1	X 0.0	X -0.1	2	X -0.1	X -0.2	2	X 0.0
9	1432	Keturah ORJI	USA	5 Mar 96	3	14.33 0.0	14.33 0.0	X -0.2	X -0.3					
10	980	Ottavia CESTONARO	ITA	12 Jan 95	12	14.05 0.0	14.05 0.0	X -0.7	13.69 -0.4					
11	1428	Jasmine MOORE	USA	1 May 01	7	13.54 0.0	X -0.1	X +0.3	13.54 0.0					
1399		Tori FRANKLIN	USA	7 Oct 92	11	DNS								

NAME	COUNTRY	ATTEMPT	MARK	OFFSET (cm)	HOP (m)	STEP (m)	JUMP (m)	APPROACH Speed (Km/h)	HOP Speed (Km/h)	STEP Speed (Km/h)	JUMP Speed (Km/h)	
Yulimar ROJAS	VEN	1	X	+7.6								
		2	14.33	22.7	5.33	3.98	5.02	34.3	31.3	28.1	25.8	
		3	14.26	32.1	4.94	4.58	4.74	34.0	31.3	27.6	23.7	
		4	X	+7.8								
		5	X	+0.7								
		6	15.08	18.0	5.41	4.34	5.33	34.2	31.9	28.4	25.4	
Maryna BEKH-ROMANCHUK	UKR	1	15.00	10.8	5.41	4.31	5.28	33.2	31.3	27.9	24.4	
		2	14.81	3.2	5.53	4.08	5.20	33.1	30.5	27.5	24.1	
		3	14.66	5.2	5.52	4.28	4.86	33.2	31.0	27.0	24.3	
		4	X	+2.7								
		5	14.87	3.8	5.79	3.88	5.20	33.3	29.8	27.6	24.5	
		6	X	+3.9	5.89	4.23			33.4	29.9	26.2	22.5
Leyanis PÉREZ HERNÁNDEZ	CUB	1	14.96	9.3	5.93	4.28	4.75	33.9	30.0	26.6	24.1	
		2	X	+0.0								
		3	14.70	6.7	5.66	4.35	4.69	32.9	29.7	26.2	22.5	
		4	14.82	11.9								
		5	14.90	9.0	5.74	4.21	4.95	33.1	29.6	26.2	23.1	
		6	14.83	6.2	5.40	4.18	5.25	33.5	31.7	26.9	24.6	

RESULTS
Triple Jump Women - Final
BIB 1399 STATUS AMENDED

Shanieka RICKETTS	JAM	1	14.84	20.5	5.34	4.17	5.33	32.9	31.0	28.1	26.3	
		2	14.87	9.0	5.32	4.20	5.35	33.3	32.5	28.4	24.6	
		3	14.79	9.4	5.49	4.06	5.24	33.2	30.3	27.3	24.4	
		4	14.73	13.1	5.23	4.26	5.24	33.4	31.2	27.9	26.1	
		5	11.69	5.1	5.60	3.54	2.55	33.4	30.8	27.4	27.2	
		6	14.93	21.3								
Thea LAFOND	DMA	1	14.71	11.9	5.36	4.59	4.76	33.5	30.9	26.2	24.3	
		2	14.49	23.7	5.22	4.29	4.98	33.3	30.9	26.8	25.7	
		3	14.57	13.3	5.29	4.42	4.86	33.3	30.7	27.1	22.2	
		4	X	+7.1								
		5	14.90	1.0	5.51	4.30	5.09	33.5	31.0	27.2	24.0	
		6	14.42	14.1	5.42	4.22	4.78	33.2	30.5	27.6	24.5	
Liadagmis POVEA	CUB	1	14.23	7.2								
		2	14.52	8.7	5.30	4.37	4.85	32.4	30.1	28.4	27.9	
		3	14.55	15.9	5.36	4.23	4.96	32.1	29.6	27.6	24.3	
		4	14.87	19.5	5.33	4.26	5.28	32.1	29.5	27.8	25.2	
		5	14.71	19.8	5.25	4.32	5.14	32.2	30.3	28.0	24.9	
		6	14.86	5.8								
Kimberly WILLIAMS	JAM	1	14.04	14.5	5.07	4.08	4.89	33.3	31.4	28.0	25.2	
		2	14.08	13.0	5.28	3.74	5.06	34.0	31.4	28.6	23.7	
		3	14.38	20.2								
		4	13.60	13.0	5.49	3.51	4.60	33.0	31.1	27.4	22.7	
		5	14.25	26.7	5.27	4.02	4.96	33.8	31.7	27.8	27.0	
		6	13.89	19.5	5.25	3.69	4.95	33.4	31.6	28.0	24.4	
Dariya DERKACH	ITA	1	14.36	2.2	5.33	4.02	5.01	32.5	29.9	26.6	22.3	
		2	X	+3.1								
		3	X	+9.6								
		4	X	+3.2								
		5	X	+14.6								
		6	X	+6.8								
Keturah ORJI	USA	1	14.33	6.4	5.24	3.77	5.32	33.5	30.7	27.8	26.1	
		2	X	+0.1								
		3	X	+4.1								
Ottavia CESTONARO	ITA	1	14.05	6.3	5.01	4.04	5.00	31.6	29.1	27.8	23.0	
		2	X	+2.4								
		3	13.69	19.0	5.07	4.07	4.55	31.9	29.8	27.3	23.5	
Jasmine MOORE	USA	1	X	+2.1								
		2	X	+2.7								
		3	13.54	13.1	5.09	4.09	4.36	31.9	29.7	26.0	20.8	
Tori FRANKLIN	USA											

ALL-TIME OUTDOOR TOP LIST				2023 OUTDOOR TOP LIST			
RESULT	NAME	VENUE	DATE	RESULT	NAME	VENUE	2023
15.67	Yulimar ROJAS (VEN)	Tokyo (JPN)	1 Aug 21	15.18	Yulimar ROJAS (VEN)	Chorzów (POL)	16 Jul
15.50	Inessa KRAVETS (UKR)	Göteborg (SWE)	10 Aug 95	15.00	Maryna BEKH-ROMANCHUK (UKR)	Budapest	25 Aug
15.39	Francoise MBANGO ETONE (CMR)	Beijing (CHN)	17 Aug 08	14.98	Leyanis PÉREZ HERNÁNDEZ (CUB)	San Salvador (ESA)	5 Jul
15.34	Tatyana LEBEDEVA (RUS)	Herakleion (GRE)	4 Jul 04	14.93	Shanieka RICKETTS (JAM)	Budapest	25 Aug
15.32	Chrysopigi DEVETZI (GRE)	Athina (GRE)	21 Aug 04	14.90	Thea LAFOND (DMA)	Budapest	25 Aug
15.31	Caterine IBARGUEN (COL)	Monaco (MON)	18 Jul 14	14.87	Liadagmis POVEA (CUB)	Budapest	25 Aug
15.29	Yamilé ALDAMA (CUB)	Roma (ITA)	11 Jul 03	14.79	Yekaterina KONEVA (RUS)	Chelyabinsk (RUS)	6 Aug
15.28	Yargelis SAVIGNE (CUB)	Osaka (JPN)	31 Aug 07	14.78	Jasmine MOORE (USA)	Austin, TX (USA)	10 Jun
15.25	Olga RYPAKOVA (KAZ)	Split (CRO)	4 Sep 10	14.59	Viyaleta SKVARTSOVA (BLR)	Moskva (RUS)	10 Jun
15.20	Šárka KAŠPÁRKOVÁ (CZE)	Athina (GRE)	4 Aug 97	14.54	Ackelia SMITH (JAM)	Austin, TX (USA)	10 Jun
15.20	Tereza MARINOVA (BUL)	Sydney (AUS)	24 Sep 00				

SUMMARY



Triple Jump Women - Qualification

Automatic qualifying mark 14.30 (Q) or at least best 12 qualify to Final

RECORDS	RESULT	NAME	COUNTRY	AGE	VENUE	DATE
World Record WR	15.74	Yulimar ROJAS	VEN	27	Beograd (SRB)	20 Mar 2022
Championships Record CR	15.50	Inessa KRAVETS	UKR	29	Göteborg (SWE)	10 Aug 1995
World Leading WL	15.18	Yulimar ROJAS	VEN	28	Chorzów (POL)	16 Jul 2023
Area Record AR		National Record NR		Personal Best PB		Season Best SB

23 August 2023

RANK	PLACE	GROUP	BIB	NAME	COUNTRY	DATE OF BIRTH	RESULT		WIND
1	1	A	1025	Shanieka RICKETTS	JAM	2 Feb 92	14.67	Q SB	+1.4
2	1	B	708	Thea LAFOND	DMA	5 Apr 94	14.62	Q NR	0.0
3	2	B	1457	Yulimar ROJAS	VEN	21 Oct 95	14.59	Q	-1.3
4	2	A	1357	Maryna BEKH-ROMANCHUK	UKR	18 Jul 95	14.55	Q	-0.7
5	3	A	681	Leyanis PÉREZ HERNÁNDEZ	CUB	10 Jan 02	14.50	Q	-1.2
6	4	A	1432	Keturah ORJI	USA	5 Mar 96	14.33	Q	-0.5
7	3	B	682	Liadagmis POVEA	CUB	6 Feb 96	14.31	Q	-0.7
8	4	B	1037	Kimberly WILLIAMS	JAM	3 Nov 88	14.30	Q SB	-0.5
9	5	A	980	Ottavia CESTONARO	ITA	12 Jan 95	14.20	q SB	+0.3
10	5	B	983	Dariya DERKACH	ITA	27 Mar 93	14.15	q	+1.0
11	6	A	1428	Jasmine MOORE	USA	1 May 01	14.13	q	0.0
12	6	B	1399	Tori FRANKLIN	USA	7 Oct 92	14.13	q	-0.6
13	7	A	751	María VICENTE	ESP	28 Mar 01	14.13		+0.1
14	8	A	1342	Tuğba DANIŞMAZ	TUR	10 Sep 99	14.11		0.0
15	9	A	1258	Elena Andreea TALOŞ	ROU	24 Feb 95	14.06	SB	+0.8
16	7	B	1318	Maja ÅSKAG	SWE	18 Dec 02	13.98		-0.8
17	8	B	1028	Ackelia SMITH	JAM	5 Feb 02	13.95		-0.3
18	10	A	792	Kristiina MÄKELÄ	FIN	20 Nov 92	13.88		-0.7
19	11	A	1100	Rūta Kate LASMANE	LAT	17 Dec 00	13.87		-0.1
20	12	A	1111	Dovilė KILTY	LTU	14 Jul 93	13.87		-0.5
21	9	B	1214	Adrianna LASKOWSKA	POL	2 Mar 96	13.69		-0.4
22	10	B	1254	Diana Ana Maria ION	ROU	27 Nov 00	13.66		-0.4
23	11	B	593	Gabriele SANTOS	BRA	23 Feb 95	13.66		+0.7
24	13	A	1449	Sharifa DAVRONOVA	UZB	27 Sep 06	13.66		0.0
25	14	A	1276	Neja FILIPIČ	SLO	22 Apr 95	13.64		-0.3
26	15	A	909	Kira WITTMANN	GER	13 Jul 00	13.64		-0.6
26	15	A	1050	Mariko MORIMOTO	JPN	17 Mar 95	13.64		-0.3
28	12	B	1282	Eva PEPELNAK	SLO	4 Oct 00	13.60		+0.3
29	13	B	548	Charisma TAYLOR	BAH	3 Sep 99	13.51		-0.5
30	14	B	798	Senni SALMINEN	FIN	29 Jan 96	13.50		-0.2
31	17	A	659	Véronique KOSENDEN REY	CMR	23 Sep 96	13.39		+0.6
32	15	B	1367	Mariya SINEY	UKR	29 Mar 97	13.38		+0.1
33	16	B	1107	Aina GRIKŠAITĖ	LTU	23 Nov 94	13.36		+0.8
34	17	B	1054	Maoko TAKASHIMA	JPN	7 Jul 99	13.34		-0.3
35	18	A	1272	Sangoné KANDJI	SEN	9 Jun 92	12.82		+1.1
36	18	B	946	Beatrix SZABÓ	HUN	11 Nov 95	12.79		0.0

SUMMARY
Triple Jump Women - Qualification

23 August 2023

RANK	PLACE	GROUP	BIB	NAME	COUNTRY	DATE of BIRTH	RESULT	WIND
------	-------	-------	-----	------	---------	---------------	--------	------

ALL-TIME OUTDOOR TOP LIST				2023 OUTDOOR TOP LIST			
RESULT	NAME	VENUE	DATE	RESULT	NAME	VENUE	2023
15.67	Yulimar ROJAS (VEN)	Tokyo (JPN)	1 Aug 21	15.18	Yulimar ROJAS (VEN)	Chorzów (POL)	16 Jul
15.50	Inessa KRAVETS (UKR)	Göteborg (SWE)	10 Aug 95	14.98	Leyanis PÉREZ HERNÁNDEZ (CUB)	San Salvador (ESA)	5 Jul
15.39	Francoise MBANGO ETONE (CMR)	Beijing (CHN)	17 Aug 08	14.85	Liadagmis POVEA (CUB)	San Salvador (ESA)	5 Jul
15.34	Tatyana LEBEDEVA (RUS)	Herakleion (GRE)	4 Jul 04	14.79	Yekaterina KONEVA (RUS)	Chelyabinsk (RUS)	6 Aug
15.32	Chrysopiqi DEVETZI (GRE)	Athina (GRE)	21 Aug 04	14.78	Jasmine MOORE (USA)	Austin, TX (USA)	10 Jun
15.31	Caterine IBARGUEN (COL)	Monaco (MON)	18 Jul 14	14.75	Maryna BEKH-ROMANCHUK (UKR)	Oslo (NOR)	15 Jun
15.29	Yamilé ALDAMA (CUB)	Roma (ITA)	11 Jul 03	14.67	Shanieka RICKETTS (JAM)	Budapest	23 Aug
15.28	Yarqelis SAVIGNE (CUB)	Osaka (JPN)	31 Aug 07	14.62	Thea LAFOND (DMA)	Budapest	23 Aug
15.25	Olqa RYPAKOVA (KAZ)	Split (CRO)	4 Sep 10	14.59	Viyaleta SKVARTSOVA (BLR)	Moskva (RUS)	10 Jun
15.20	Šárka KAŠPÁRKOVÁ (CZE)	Athina (GRE)	4 Aug 97	14.54	Ackelia SMITH (JAM)	Austin, TX (USA)	10 Jun
15.20	Tereza MARINOVA (BUL)	Sydney (AUS)	24 Sep 00				

RESULTS



Triple Jump Women - Qualification

Automatic qualifying mark 14.30 (Q) or at least best 12 qualify to Final

RECORDS	RESULT	NAME	COUNTRY	AGE	VENUE	DATE
World Record WR	15.74	Yulimar ROJAS	VEN	27	Beograd (SRB)	20 Mar 2022
Championships Record CR	15.50	Inessa KRAVETS	UKR	29	Göteborg (SWE)	10 Aug 1995
World Leading WL	15.18	Yulimar ROJAS	VEN	28	Chorzów (POL)	16 Jul 2023
Area Record AR		National Record NR		Personal Best PB		Season Best SB

Group A

23 August 2023 19:10 START TIME 31° C 53 %
TEMPERATURE HUMIDITY
20:12 END TIME 29° C 57 %

PLACE	BIB	NAME	COUNTRY	DATE OF BIRTH	ORDER	RESULT	1	2	3
1	1025	Shanieka RICKETTS	JAM	2 Feb 92	5	14.67 Q SB +1.4	14.67 +1.4		
2	1357	Maryna BEKH-ROMANCHUK	UKR	18 Jul 95	8	14.55 Q -0.7	14.55 -0.7		
3	681	Leyanis PÉREZ HERNÁNDEZ	CUB	10 Jan 02	11	14.50 Q -1.2	14.50 -1.2		
4	1432	Keturah ORJI	USA	5 Mar 96	15	14.33 Q -0.5	X -0.9	14.33 -0.5	
5	980	Ottavia CESTONARO	ITA	12 Jan 95	4	14.20 q SB +0.3	13.74 -0.2	14.20 +0.3	13.97 -0.2
6	1428	Jasmine MOORE	USA	1 May 01	12	14.13 q 0.0	14.01 -0.5	13.90 -0.3	14.13 0.0
7	751	María VICENTE	ESP	28 Mar 01	6	14.13 +0.1	13.72 +0.1	13.57 +0.1	14.13 +0.1
8	1342	Tuğba DANIŞMAZ	TUR	10 Sep 99	18	14.11 0.0	13.86 -0.6	X +0.4	14.11 0.0
9	1258	Elena Andreea TALOŞ	ROU	24 Feb 95	14	14.06 SB +0.8	X +0.1	X -0.3	14.06 +0.8
10	792	Kristiina MÄKELÄ	FIN	20 Nov 92	9	13.88 -0.7	13.64 +0.3	X +0.7	13.88 -0.7
11	1100	Rūta Kate LASMANE	LAT	17 Dec 00	7	13.87 -0.1	X -0.9	13.77 +0.2	13.87 -0.1
12	1111	Dovilė KILTY	LTU	14 Jul 93	17	13.87 -0.5	13.76 -0.6	13.87 -0.5	X -1.0
13	1449	Sharifa DAVRONOVA	UZB	27 Sep 06	16	13.66 0.0	13.66 0.0	13.17 -1.4	13.22 -0.7
14	1276	Neja FILIPIČ	SLO	22 Apr 95	2	13.64 -0.3	13.24 -0.5	13.58 -0.7	13.64 -0.3
15	1050	Mariko MORIMOTO	JPN	17 Mar 95	10	13.64 -0.3	X -0.1	X +0.1	13.64 -0.3
15	909	Kira WITTMANN	GER	13 Jul 00	13	13.64 -0.6	X -0.4	13.64 -0.6	X -0.1
17	659	Véronique KOSSENDA REY	CMR	23 Sep 96	3	13.39 +0.6	13.21 -0.6	13.39 +0.6	13.20 -0.5
18	1272	Sangoné KANDJI	SEN	9 Jun 92	1	12.82 +1.1	12.58 +0.4	12.57 -1.0	12.82 +1.1

RESULTS
Triple Jump Women - Qualification

Group B

23 August 2023 19:11 START TIME 31° C 53 %
20:12 END TIME TEMPERATURE 29° C HUMIDITY

PLACE	BIB	NAME	COUNTRY	DATE OF BIRTH	ORDER	RESULT	1	2	3
1	708	Thea LAFOND	DMA	5 Apr 94	16	14.62 Q NR 0.0	X -0.9	14.62 0.0	
2	1457	Yulimar ROJAS	VEN	21 Oct 95	8	14.59 Q -1.3	14.59 -1.3		
3	682	Liadagmis POVEA	CUB	6 Feb 96	7	14.31 Q -0.7	14.05 -1.4	14.31 -0.7	
4	1037	Kimberly WILLIAMS	JAM	3 Nov 88	14	14.30 Q SB -0.5	14.30 -0.5		
5	983	Dariya DERKACH	ITA	27 Mar 93	10	14.15 q +1.0	X +0.1	14.15 +1.0	13.95 +0.1
6	1399	Tori FRANKLIN	USA	7 Oct 92	18	14.13 q -0.6	X -0.1	14.13 -0.6	14.00 -0.2
7	1318	Maja ÅSKAG	SWE	18 Dec 02	1	13.98 -0.8	13.78 -0.2	13.98 -0.8	13.85 -0.5
8	1028	Ackelia SMITH	JAM	5 Feb 02	9	13.95 -0.3	13.95 -0.3	13.79 -0.1	13.63 -0.1
9	1214	Adrianna LASKOWSKA	POL	2 Mar 96	13	13.69 -0.4	13.69 -0.4	13.66 +1.0	13.51 -0.2
10	1254	Diana Ana Maria ION	ROU	27 Nov 00	4	13.66 -0.4	X -0.1	13.58 -0.8	13.66 -0.4
11	593	Gabriele SANTOS	BRA	23 Feb 95	17	13.66 +0.7	13.34 +0.6	X -0.2	13.66 +0.7
12	1282	Eva PEPELNAK	SLO	4 Oct 00	15	13.60 +0.3	13.29 +0.4	13.47 0.0	13.60 +0.3
13	548	Charisma TAYLOR	BAH	3 Sep 99	6	13.51 -0.5	13.37 -0.2	12.17 +0.1	13.51 -0.5
14	798	Senni SALMINEN	FIN	29 Jan 96	12	13.50 -0.2	12.67 -1.5	13.26 +0.2	13.50 -0.2
15	1367	Mariya SINEY	UKR	29 Mar 97	11	13.38 +0.1	X -0.3	13.38 +0.1	13.09 -0.1
16	1107	Aina GRIKŠAITĖ	LTU	23 Nov 94	2	13.36 +0.8	X -0.6	13.31 -0.4	13.36 +0.8
17	1054	Maoko TAKASHIMA	JPN	7 Jul 99	3	13.34 -0.3	13.34 -0.3	X -0.5	13.25 -0.1
18	946	Beatrix SZABÓ	HUN	11 Nov 95	5	12.79 0.0	12.68 0.0	12.79 0.0	12.61 -1.0

ALL-TIME OUTDOOR TOP LIST				2023 OUTDOOR TOP LIST			
RESULT	NAME	VENUE	DATE	RESULT	NAME	VENUE	2023
15.67	Yulimar ROJAS (VEN)	Tokyo (JPN)	1 Aug 21	15.18	Yulimar ROJAS (VEN)	Chorzów (POL)	16 Jul
15.50	Inessa KRAVETS (UKR)	Göteborg (SWE)	10 Aug 95	14.98	Leyanis PÉREZ HERNÁNDEZ (CUB)	San Salvador (ESA)	5 Jul
15.39	Francoise MBANGO ETONE (CMR)	Beijing (CHN)	17 Aug 08	14.85	Liadagmis POVEA (CUB)	San Salvador (ESA)	5 Jul
15.34	Tatyana LEBEDEVA (RUS)	Herakleion (GRE)	4 Jul 04	14.79	Yekaterina KONEVA (RUS)	Chelyabinsk (RUS)	6 Aug
15.32	Chrysopiqi DEVETZI (GRE)	Athina (GRE)	21 Aug 04	14.78	Jasmine MOORE (USA)	Austin, TX (USA)	10 Jun
15.31	Caterine IBARGUEN (COL)	Monaco (MON)	18 Jul 14	14.75	Maryna BEKH-ROMANCHUK (UKR)	Ostlo (NOR)	15 Jun
15.29	Yamilé ALDAMA (CUB)	Roma (ITA)	11 Jul 03	14.67	Shanieka RICKETTS (JAM)	Budapest	23 Aug
15.28	Yarqelis SAVIGNE (CUB)	Osaka (JPN)	31 Aug 07	14.62	Thea LAFOND (DMA)	Budapest	23 Aug
15.25	Olqa RYPAKOVA (KAZ)	Split (CRO)	4 Sep 10	14.59	Viyaleta SKVARTSOVA (BLR)	Moskva (RUS)	10 Jun
15.20	Šárka KAŠPÁRKOVÁ (CZE)	Athina (GRE)	4 Aug 97	14.54	Ackelia SMITH (JAM)	Austin, TX (USA)	10 Jun
15.20	Tereza MARINOVA (BUL)	Sydney (AUS)	24 Sep 00				

RESULTS



Shot Put Women - Final

RECORDS	RESULT	NAME	COUNTRY	AGE	VENUE	DATE
World Record WR	22.63	Natalia LISOVSKAYA	URS	25	Moskva (URS)	7 Jun 1987
Championships Record CR	21.24	Natalia LISOVSKAYA	URS	25	Roma (ITA)	5 Sep 1987
Championships Record CR	21.24	Valerie ADAMS	NZL	27	Daegu (KOR)	29 Aug 2011
World Leading WL	20.45	Maggie EWEN	USA	29	Los Angeles, CA (USA)	27 May 2023
Area Record AR		National Record NR		Personal Best PB		Season Best SB

26 August 2023 20:17 START TIME 31° C 48 %
 TEMPERATURE HUMIDITY
 21:19 END TIME 30° C 52 %

PLACE	BIB	NAME	COUNTRY	DATE of BIRTH	ORDER	RESULT	1	2	3	ORD.	4	5	ORD.	6
1	1392	Chase EALEY	USA	20 Jul 94	5	20.43 SB	20.35	19.71	X	8	20.04	20.43	8	X
2	615	Sarah MITTON	CAN	20 Jun 96	3	20.08 SB	19.17	19.27	19.90	7	19.30	20.08	7	X
3	640	Lijiao GONG	CHN	24 Jan 89	11	19.69	18.89	19.37	X	2	19.69	19.67	6	19.35
4	1240	Auriol DONGMO	POR	3 Aug 90	1	19.69	18.79	19.63	X	6	19.69	19.55	5	X
5	1030	Danniel THOMAS-DODD	JAM	11 Nov 92	7	19.59	19.38	19.33	19.59	5	X	18.61	4	18.98
6	1396	Maggie EWEN	USA	23 Sep 94	2	19.51	19.51	19.21	18.65	4	X	19.27	3	19.49
7	1195	Maddison-Lee WESCHE	NZL	13 Jun 99	9	19.51 PB	18.81	X	19.47	3	19.41	19.51	2	X
8	1148	Jessica SCHILDER	NED	19 Mar 99	8	19.26	18.25	19.13	19.26	1	X	X	1	18.14
9	1155	Jorinde VAN KLINKEN	NED	2 Feb 00	6	19.05	19.05	18.45	X					
10	896	Yemisi OGUNLEYE	GER	3 Oct 98	10	18.97	X	18.97	X					
11	647	Jiayuan SONG	CHN	15 Sep 97	4	18.90	18.50	18.18	18.90					
12	875	Sara GAMBETTA	GER	18 Feb 93	12	18.71	18.70	X	18.71					

ALL-TIME OUTDOOR TOP LIST

RESULT	NAME	VENUE	DATE
22.63	Natalia LISOVSKAYA (URS)	Moskva (URS)	7 Jun 87
22.45	Ilona SLUPIANEK (GDR)	Potsdam (GDR)	11 May 80
22.32	Helena FIBINGEROVÁ (TCH)	Nitra (TCH)	20 Aug 77
22.19	Claudia LOSCH (FRG)	Hainfeld (AUT)	23 Aug 87
21.89	Ivanka KHRISTOVA (BUL)	Belmeken (BUL)	4 Jul 76
21.86	Marianne ADAM (GDR)	Leipzig (GER)	23 Jun 79
21.76	Meisu LI (CHN)	Shijiazhuang (CHN)	23 Apr 88
21.73	Natalya AKHRIMENKO (URS)	Leselidze (URS)	21 May 88
21.69	Vita PAVLYSH (UKR)	Budapest (HUN)	20 Aug 98
21.66	Xinmei SUI (CHN)	Beijing (CHN)	9 Jun 90

2023 OUTDOOR TOP LIST

RESULT	NAME	VENUE	2023
20.45	Maggie EWEN (USA)	Los Angeles, CA (USA)	27 May
20.43	Chase EALEY (USA)	Budapest	26 Aug
20.08	Sarah MITTON (CAN)	Budapest	26 Aug
20.06	Lijiao GONG (CHN)	Shenyang (CHN)	28 Jun
19.77	Danniel THOMAS-DODD (JAM)	Los Angeles, CA (USA)	27 May
19.72	Auriol DONGMO (POR)	Paris (FRA)	9 Jun
19.64	Jessica SCHILDER (NED)	Budapest	26 Aug
19.54	Axelina JOHANSSON (SWE)	Bloomington, IN (USA)	13 May
19.51	Maddison-Lee WESCHE (NZL)	Budapest	26 Aug
19.47	Jiayuan SONG (CHN)	Chengdu (CHN)	8 Apr

SUMMARY



Shot Put Women - Qualification

Automatic qualifying mark 19.10 (Q) or at least best 12 qualify to Final

RECORDS	RESULT	NAME	COUNTRY	AGE	VENUE	DATE
World Record WR	22.63	Natalia LISOVSKAYA	URS	25	Moskva (URS)	7 Jun 1987
Championships Record CR	21.24	Natalia LISOVSKAYA	URS	25	Roma (ITA)	5 Sep 1987
Championships Record CR	21.24	Valerie ADAMS	NZL	27	Daegu (KOR)	29 Aug 2011
World Leading WL	20.45	Maggie EWEN	USA	29	Los Angeles, CA (USA)	27 May 2023
Area Record AR		National Record NR		Personal Best PB		Season Best SB

26 August 2023

RANK	PLACE	GROUP	BIB	NAME	COUNTRY	DATE of BIRTH	RESULT		
1	1	A	1148	Jessica SCHILDER	NED	19 Mar 99	19.64	Q	SB
2	1	B	1240	Auriol DONGMO	POR	3 Aug 90	19.59	Q	
3	2	B	896	Yemisi OGUNLEYE	GER	3 Oct 98	19.44	Q	PB
4	2	A	1396	Maggie EWEN	USA	23 Sep 94	19.42	Q	
5	3	A	615	Sarah MITTON	CAN	20 Jun 96	19.37	Q	
6	4	A	1030	Danniel THOMAS-DODD	JAM	11 Nov 92	19.36	Q	
7	3	B	1392	Chase EALEY	USA	20 Jul 94	19.27	Q	
8	4	B	640	Lijiao GONG	CHN	24 Jan 89	19.16	Q	
9	5	A	875	Sara GAMBETTA	GER	18 Feb 93	18.70	q	
10	5	B	1155	Jorinde VAN KLINKEN	NED	2 Feb 00	18.66	q	
11	6	A	647	Jiayuan SONG	CHN	15 Sep 97	18.64	q	
12	6	B	1195	Maddison-Lee WESCHE	NZL	13 Jun 99	18.59	q	
13	7	A	1322	Axelina JOHANSSON	SWE	20 Apr 00	18.57		
14	7	B	1329	Fanny ROOS	SWE	2 Jan 95	18.41		
15	8	B	898	Julia RITTER	GER	13 May 98	18.41		SB
16	8	A	1242	Jessica INCHUDE	POR	25 Mar 96	18.16		
17	9	B	652	Linru ZHANG	CHN	23 Sep 99	18.08		
18	10	B	1326	Sara LENNMAN	SWE	8 Apr 96	18.05		
19	9	A	1152	Alida VAN DAALEN	NED	12 Apr 02	17.93		
20	10	A	936	Anita MÁRTON	HUN	15 Jan 89	17.85		
21	11	B	1236	Eliana BANDEIRA	POR	1 Jul 96	17.79		
22	11	A	1123	Dimitriana BEZEDE	MDA	12 Apr 94	17.69		
23	12	A	1375	Adelaide AQUILLA	USA	3 Mar 99	17.42		
24	12	B	1208	Klaudia KARDASZ	POL	2 May 96	17.27		
25	13	A	596	Ana Caroline SILVA	BRA	12 Feb 99	17.18		
26	13	B	1387	Jalani DAVIS	USA	23 May 01	16.93		
27	14	A	971	Erna Sóley GUNNARSDÓTTIR	ISL	22 Mar 00	16.68		
28	14	B	572	Livia AVANCINI	BRA	8 May 92	16.62		
29	15	A	797	Eveliina ROUVALI	FIN	16 Apr 97	16.61		
30	15	B	636	Ivana Xennia GALLARDO	CHI	20 Jul 93	16.55		
31	16	A	793	Senja MÄKITÖRMÄ	FIN	31 May 94	16.27		
32	16	B	1264	Ischke SENEKAL	RSA	8 Jan 93	16.20		
33	17	B	785	Emilia KANGAS	FIN	10 Aug 01	15.94		
34	17	A	1093	Yusun JEONG	KOR	19 Dec 97	15.56		
		B	630	Grace TENNANT	CAN	2 Feb 99	NM		

SUMMARY
Shot Put Women - Qualification

26 August 2023

RANK	PLACE	GROUP	BIB	NAME	COUNTRY	DATE of BIRTH	RESULT
ALL-TIME OUTDOOR TOP LIST							
RESULT	NAME	VENUE	DATE				
22.63	Natalia LISOVSKAYA (URS)	Moskva (URS)	7 Jun 87				
22.45	Ilona SLUPIANEK (GDR)	Potsdam (GDR)	11 May 80				
22.32	Helena FIBINGEROVÁ (TCH)	Nitra (TCH)	20 Aug 77				
22.19	Claudia LOSCH (FRG)	Hainfeld (AUT)	23 Aug 87				
21.89	Ivanka KHRISTOVA (BUL)	Belmeken (BUL)	4 Jul 76				
21.86	Marianne ADAM (GDR)	Leipzig (GER)	23 Jun 79				
21.76	Meisu LI (CHN)	Shijiazhuang (CHN)	23 Apr 88				
21.73	Natalya AKHRIMENKO (URS)	Leselidze (URS)	21 May 88				
21.69	Vita PAVLYSH (UKR)	Budapest (HUN)	20 Aug 98				
21.66	Xinmei SUI (CHN)	Beijing (CHN)	9 Jun 90				
2023 OUTDOOR TOP LIST							
RESULT	NAME	VENUE	2023				
20.45	Maggie EWEN (USA)	Los Angeles, CA (USA)	27 May				
20.06	Chase EALEY (USA)	Halle (GER)	20 May				
20.06	Lijiao GONG (CHN)	Shenyang (CHN)	28 Jun				
19.83	Sarah MITTON (CAN)	Langley (CAN)	14 Jul				
19.77	Danniel THOMAS-DODD (JAM)	Los Angeles, CA (USA)	27 May				
19.72	Auriol DONGMO (POR)	Paris (FRA)	9 Jun				
19.64	Jessica SCHILDER (NED)	Budapest	26 Aug				
19.54	Axelina JOHANSSON (SWE)	Bloomington, IN (USA)	13 May				
19.47	Jiayuan SONG (CHN)	Chengdu (CHN)	8 Apr				
19.46	Aliona DUBITSKAYA (BLR)	Brest (BLR)	1 Jul				

RESULTS



Shot Put Women - Qualification

Automatic qualifying mark 19.10 (Q) or at least best 12 qualify to Final

RECORDS	RESULT	NAME	COUNTRY	AGE	VENUE	DATE
World Record WR	22.63	Natalia LISOVSKAYA	URS	25	Moskva (URS)	7 Jun 1987
Championships Record CR	21.24	Natalia LISOVSKAYA	URS	25	Roma (ITA)	5 Sep 1987
Championships Record CR	21.24	Valerie ADAMS	NZL	27	Daegu (KOR)	29 Aug 2011
World Leading WL	20.45	Maggie EWEN	USA	29	Los Angeles, CA (USA)	27 May 2023
Area Record AR		National Record NR		Personal Best PB		Season Best SB

Group A

26 August 2023 10:25 START TIME 31° C TEMPERATURE 54% HUMIDITY
11:04 END TIME 31° C 51%

PLACE	BIB	NAME	COUNTRY	DATE of BIRTH	ORDER	RESULT	1	2	3
1	1148	Jessica SCHILDER	NED	19 Mar 99	9	19.64 Q SB	19.64		
2	1396	Maggie EWEN	USA	23 Sep 94	14	19.42 Q	19.42		
3	615	Sarah MITTON	CAN	20 Jun 96	13	19.37 Q	19.37		
4	1030	Danniel THOMAS-DODD	JAM	11 Nov 92	16	19.36 Q	17.75	18.77	19.36
5	875	Sara GAMBETTA	GER	18 Feb 93	3	18.70 q	18.70	18.29	18.39
6	647	Jiayuan SONG	CHN	15 Sep 97	4	18.64 q	18.40	18.54	18.64
7	1322	Axelina JOHANSSON	SWE	20 Apr 00	1	18.57	18.57	X	X
8	1242	Jessica INCHUDE	POR	25 Mar 96	6	18.16	17.74	X	18.16
9	1152	Alida VAN DAALLEN	NED	12 Apr 02	15	17.93	16.95	17.93	17.58
10	936	Anita MÁRTON	HUN	15 Jan 89	7	17.85	16.69	17.67	17.85
11	1123	Dimitriana BEZEDE	MDA	12 Apr 94	5	17.69	16.85	17.69	X
12	1375	Adelaide AQUILLA	USA	3 Mar 99	17	17.42	17.42	17.14	17.29
13	596	Ana Caroline SILVA	BRA	12 Feb 99	8	17.18	X	16.63	17.18
14	971	Erna Sóley GUNNARSDÓTTIR	ISL	22 Mar 00	11	16.68	16.68	15.73	16.07
15	797	Eveliina ROUVALI	FIN	16 Apr 97	12	16.61	16.36	16.43	16.61
16	793	Senja MÄKITÖRMÄ	FIN	31 May 94	10	16.27	16.27	16.21	16.19
17	1093	Yusun JEONG	KOR	19 Dec 97	2	15.56	X	14.84	15.56

Group B


26 August 2023 10:26 START TIME 30° C TEMPERATURE 56% HUMIDITY
11:08 END TIME 31° C 50%

PLACE	BIB	NAME	COUNTRY	DATE of BIRTH	ORDER	RESULT	1	2	3
1	1240	Auriol DONGMO	POR	3 Aug 90	2	19.59 Q	19.59		
2	896	Yemisi OGUNLEYE	GER	3 Oct 98	11	19.44 Q PB	19.44		
3	1392	Chase EALEY	USA	20 Jul 94	4	19.27 Q	19.27		
4	640	Lijiao GONG	CHN	24 Jan 89	5	19.16 Q	19.16		
5	1155	Jorinde VAN KLINKEN	NED	2 Feb 00	15	18.66 q	18.66	17.68	18.19
6	1195	Maddison-Lee WESCHE	NZL	13 Jun 99	1	18.59 q	18.59	18.10	17.93
7	1329	Fanny ROOS	SWE	2 Jan 95	18	18.41 SB	17.82	18.41	X
8	898	Julia RITTER	GER	13 May 98	13	18.41 SB	17.40	18.41	17.34
9	652	Linru ZHANG	CHN	23 Sep 99	3	18.08	17.46	17.62	18.08
10	1326	Sara LENNMAN	SWE	8 Apr 96	10	18.05	18.05	17.44	17.71
11	1236	Eliana BANDEIRA	POR	1 Jul 96	7	17.79	X	X	17.79
12	1208	Klaudia KARDASZ	POL	2 May 96	17	17.27	17.27	X	X
13	1387	Jalani DAVIS	USA	23 May 01	8	16.93	X	16.93	X
14	572	Livia AVANCINI	BRA	8 May 92	9	16.62	16.62	X	16.26
15	636	Ivana Xennia GALLARDO	CHI	20 Jul 93	6	16.55	16.55	X	X
16	1264	Ischke SENEKAL	RSA	8 Jan 93	16	16.20	14.96	16.20	14.89
17	785	Emilia KANGAS	FIN	10 Aug 01	14	15.94	15.94	X	X
	630	Grace TENNANT	CAN	2 Feb 99	12	NM	X	X	X

RESULTS
Shot Put Women - Qualification

ALL-TIME OUTDOOR TOP LIST				2023 OUTDOOR TOP LIST			
RESULT	NAME	VENUE	DATE	RESULT	NAME	VENUE	2023
22.63	Natalia LISOVSKAYA (URS)	Moskva (URS)	7 Jun 87	20.45	Maggie EWEN (USA)	Los Angeles, CA (USA)	27 May
22.45	Ilona SLUPIANEK (GDR)	Potsdam (GDR)	11 May 80	20.06	Chase EALEY (USA)	Halle (GER)	20 May
22.32	Helena FIBINGEROVÁ (TCH)	Nitra (TCH)	20 Aug 77	20.06	Lijiao GONG (CHN)	Shenyang (CHN)	28 Jun
22.19	Claudia LOSCH (FRG)	Hainfeld (AUT)	23 Aug 87	19.83	Sarah MITTON (CAN)	Langley (CAN)	14 Jul
21.89	Ivanka KHRISTOVA (BUL)	Belmeken (BUL)	4 Jul 76	19.77	Danniel THOMAS-DODD (JAM)	Los Angeles, CA (USA)	27 May
21.86	Marianne ADAM (GDR)	Leipzig (GER)	23 Jun 79	19.72	Auriol DONGMO (POR)	Paris (FRA)	9 Jun
21.76	Meisu LI (CHN)	Shijiazhuang (CHN)	23 Apr 88	19.64	Jessica SCHILDER (NED)	Budapest	26 Aug
21.73	Natalya AKHRIMENKO (URS)	Leselidze (URS)	21 May 88	19.54	Axelina JOHANSSON (SWE)	Bloomington, IN (USA)	13 May
21.69	Vita PAVLYSH (UKR)	Budapest (HUN)	20 Aug 98	19.47	Jiayuan SONG (CHN)	Chengdu (CHN)	8 Apr
21.66	Xinmei SUI (CHN)	Beijing (CHN)	9 Jun 90	19.46	Aliona DUBITSKAYA (BLR)	Brest (BLR)	1 Jul

RESULTS



Discus Throw Women - Final

RECORDS	RESULT	NAME	COUNTRY	AGE	VENUE	DATE
World Record WR	76.80	Gabriele REINSCH	GDR	25	Neubrandenburg (GDR)	9 Jul 1988
Championships Record CR	71.62	Martina HELLMANN	GDR	27	Roma (ITA)	31 Aug 1987
World Leading WL	70.25	Valarie ALLMAN	USA	28	San Diego, CA (USA)	7 Apr 2023
Area Record AR		National Record NR		Personal Best PB		Season Best SB

22 August 2023 20:22 START TIME 31° C 48 %
TEMPERATURE HUMIDITY
21:28 END TIME 29° C 52 %

PLACE	BIB	NAME	COUNTRY	DATE of BIRTH	ORDER	RESULT	1	2	3	ORD.	4	5	ORD.	6
1	1440	Laulauga TAUSAGA	USA	22 May 98	11	69.49 PB	X	52.28	65.56	4	X	69.49	8	68.36
2	1372	Valarie ALLMAN	USA	23 Feb 95	7	69.23	68.57	66.94	68.79	8	69.23	64.60	7	68.61
3	639	Bin FENG	CHN	3 Apr 94	8	68.20 SB	66.97	65.16	65.91	7	67.18	67.41	6	68.20
4	1155	Jorinde VAN KLINKEN	NED	2 Feb 00	10	67.20 SB	63.93	64.41	62.94	2	64.47	67.20	5	66.97
5	670	Sandra PERKOVIĆ	CRO	21 Jun 90	4	66.57 SB	X	66.57	X	6	65.64	65.09	4	X
6	897	Kristin PUDENZ	GER	9 Feb 93	6	65.96	63.81	63.94	65.73	5	64.11	65.96	3	X
7	873	Shanice CRAFT	GER	15 May 93	9	65.47	63.59	61.44	65.03	3	65.47	X	2	63.67
8	1238	Liliana CÁ	POR	5 Nov 86	2	63.59	58.86	X	63.59	1	X	X	1	62.49
9	829	Melina ROBERT-MICHON	FRA	18 Jul 79	12	63.46	53.34	63.46	X					
10	906	Claudine VITA	GER	19 Sep 96	1	63.19	60.29	62.51	63.19					
11	678	Silinda Oneisi MORALES	CUB	30 Aug 00	5	62.31	62.31	53.26	X					
12	996	Daisy OSAKUE	ITA	16 Jan 96	3	61.13	X	61.13	X					

ALL-TIME OUTDOOR TOP LIST				2023 OUTDOOR TOP LIST			
RESULT	NAME	VENUE	DATE	RESULT	NAME	VENUE	2023
76.80	Gabriele REINSCH (GDR)	Neubrandenburg (GDR)	9 Jul 88	70.25	Valarie ALLMAN (USA)	San Diego, CA (USA)	7 Apr
74.56	Zdeňka ŠILHAVÁ (TCH)	Nitra (TCH)	26 Aug 84	69.49	Laulauga TAUSAGA (USA)	Budapest	22 Aug
74.56	Ilke WYLUDDA (GDR)	Neubrandenburg (GDR)	23 Jul 89	68.20	Bin FENG (CHN)	Budapest	22 Aug
74.08	Diana GANSKY (GDR)	Karl Marx Stadt (GDR)	20 Jun 87	67.44	Yaimé PÉREZ (CUB)	New York, NY (USA)	24 Jun
73.36	Irina MESZYNSKI (GDR)	Praha (TCH)	17 Aug 84	67.20	Jorinde VAN KLINKEN (NED)	Budapest	22 Aug
73.28	Galina SAVINKOVA (URS)	Donetsk (URS)	8 Sep 84	66.84	Kristin PUDENZ (GER)	Chorzów (POL)	23 Jun
73.22	Tsvetanka KHRISTOVA (BUL)	Kazantak (BUL)	19 Apr 87	66.73	Shanice CRAFT (GER)	Neubrandenburg (GER)	7 Jun
73.10	Gisela BEYER (GDR)	Berlin (GDR)	20 Jul 84	66.57	Sandra PERKOVIĆ (CRO)	Budapest	22 Aug
72.92	Martina HELLMANN (GDR)	Potsdam (GDR)	20 Aug 87	66.36	Claudine VITA (GER)	Schiffange (LUX)	30 Jul
72.14	Galina MURAŠOVA (URS)	Praha (TCH)	17 Aug 84	65.49	Melina ROBERT-MICHON (FRA)	Montreuil (FRA)	31 May

SUMMARY



Discus Throw Women - Qualification

Automatic qualifying mark 64.00 (Q) or at least best 12 qualify to Final

BIB 637 THIRD ATTEMPT AMENDED

RECORDS	RESULT	NAME	COUNTRY	AGE	VENUE	DATE
World Record WR	76.80	Gabriele REINSCH	GDR	25	Neubrandenburg (GDR)	9 Jul 1988
Championships Record CR	71.62	Martina HELLMANN	GDR	27	Roma (ITA)	31 Aug 1987
World Leading WL	70.25	Valarie ALLMAN	USA	28	San Diego, CA (USA)	7 Apr 2023
Area Record AR		National Record NR		Personal Best PB		Season Best SB

20 August 2023

RANK	PLACE	GROUP	BIB	NAME	COUNTRY	DATE OF BIRTH	RESULT	
1	1	A	1372	Valarie ALLMAN	USA	23 Feb 95	67.14	Q
2	2	A	639	Bin FENG	CHN	3 Apr 94	65.68	Q
3	3	A	670	Sandra PERKOVIĆ	CRO	21 Jun 90	65.62	Q SB
4	1	B	906	Claudine VITA	GER	19 Sep 96	64.51	Q
5	2	B	1440	Laulauga TAUSAGA	USA	22 May 98	64.34	Q
6	4	A	873	Shanice CRAFT	GER	15 May 93	63.42	q
7	5	A	1238	Liliana CÁ	POR	5 Nov 86	63.34	q
8	3	B	1155	Jorinde VAN KLINKEN	NED	2 Feb 00	63.20	
9	6	A	678	Silinda Oneisi MORALES	CUB	30 Aug 00	62.76	q
10	4	B	897	Kristin PUDENZ	GER	9 Feb 93	62.71	
11	5	B	829	Melina ROBERT-MICHON	FRA	18 Jul 79	61.82	
12	7	A	996	Daisy OSAKUE	ITA	16 Jan 96	61.31	q
13	8	A	1324	Vanessa KAMGA	SWE	19 Nov 98	60.02	SB
14	9	A	1114	Ieva ZARANKAITĖ	LTU	23 Nov 94	59.98	
15	6	B	1398	Veronica FRALEY	USA	27 May 00	59.36	
16	7	B	1233	Daria ZABAWSKA	POL	16 Apr 95	59.28	
17	10	A	583	Andressa DE MORAIS	BRA	21 Dec 90	59.15	
18	8	B	671	Marija TOLJ	CRO	29 Nov 99	58.92	
19	9	B	648	Fang WANG	CHN	26 Oct 00	58.78	
20	11	A	518	Taryn GOLLISHEWSKY	AUS	18 May 93	58.63	
21	10	B	1170	Chioma ONYEKWERE	NGR	28 Jun 94	58.58	
22	11	B	576	Izabela DA SILVA	BRA	2 Aug 95	58.45	
23	12	B	1015	Samantha HALL	JAM	19 Apr 93	58.43	
24	12	A	706	Lisa Brix PEDERSEN	DEN	16 Aug 96	57.96	
25	13	A	1160	Ashley ANUMBA	NGR	11 Jun 99	57.77	
26	13	B	1246	Irina RODRIGUES	POR	5 Feb 91	57.08	
27	14	B	637	Karen GALLARDO	CHI	6 Mar 84	56.74	
28	14	A	1331	Subenrat INSAENG	THA	10 Feb 94	56.19	
29	15	A	1379	Elena BRUCKNER	USA	19 Apr 98	55.94	
30	15	B	704	Annesofie Hartmann NIELSEN	DEN	22 Sep 00	54.90	
31	16	A	799	Salla SIPPONEN	FIN	13 Mar 95	54.72	
32	16	B	1327	Caisa-Marie LINDFORS	SWE	5 Aug 00	54.54	
33	17	A	660	Nora MONIE	CMR	4 Jun 97	54.50	
34	18	A	926	Dóra KEREKES	HUN	19 Apr 94	54.41	
35	17	B	1265	Yolandi STANDER	RSA	27 Nov 98	53.39	
36	19	A	1051	Maki SAITO	JPN	13 Feb 01	53.20	
37	18	B	1158	Obiageri Pamela AMAECHI	NGR	12 Mar 99	51.60	

SUMMARY
Discus Throw Women - Qualification

BIB 637 THIRD ATTEMPT AMENDED

20 August 2023

RANK	PLACE	GROUP	BIB	NAME	COUNTRY	DATE of BIRTH	RESULT
------	-------	-------	-----	------	---------	---------------	--------

ALL-TIME OUTDOOR TOP LIST				2023 OUTDOOR TOP LIST			
RESULT	NAME	VENUE	DATE	RESULT	NAME	VENUE	2023
76.80	Gabriele REINSCH (GDR)	Neubrandenburg (GDR)	9 Jul 88	70.25	Valarie ALLMAN (USA)	San Diego, CA (USA)	7 Apr
74.56	Zdeňka ŠILHAVÁ (TCH)	Nitra (TCH)	26 Aug 84	67.44	Yaimé PÉREZ (CUB)	New York, NY (USA)	24 Jun
74.56	Ilke WYLUDDA (GDR)	Neubrandenburg (GDR)	23 Jul 89	67.05	Jorinde VAN KLINKEN (NED)	San Diego, CA (USA)	7 Apr
74.08	Diana GANSKY (GDR)	Karl Marx Stadt (GDR)	20 Jun 87	66.84	Kristin PUDENZ (GER)	Chorzów (POL)	23 Jun
73.36	Irina MESZYNSKI (GDR)	Praha (TCH)	17 Aug 84	66.81	Bin FENG (CHN)	Shenyang (CHN)	27 Jun
73.28	Galina SAVINKOVA (URS)	Donetsk (URS)	8 Sep 84	66.73	Shanice CRAFT (GER)	Neubrandenburg (GER)	7 Jun
73.22	Tsvetanka KHRISTOVA (BUL)	Kazanlak (BUL)	19 Apr 87	66.36	Claudine VITA (GER)	Schifflange (LUX)	30 Jul
73.10	Gisela BEYER (GDR)	Berlin (GDR)	20 Jul 84	65.62	Sandra PERKOVIĆ (CRO)	Budapest	20 Aug
72.92	Martina HELLMANN (GDR)	Potsdam (GDR)	20 Aug 87	65.49	Melina ROBERT-MICHON (FRA)	Montreuil (FRA)	31 May
72.14	Galina MURAŠOVA (URS)	Praha (TCH)	17 Aug 84	65.46	Laulauqa TAUSAGA (USA)	Eugene, OR (USA)	9 Jul

RESULTS



Discus Throw Women - Qualification

Automatic qualifying mark 64.00 (Q) or at least best 12 qualify to Final

BIB 637 THIRD ATTEMPT AMENDED

RECORDS	RESULT	NAME	COUNTRY	AGE	VENUE	DATE
World Record WR	76.80	Gabriele REINSCH	GDR	25	Neubrandenburg (GDR)	9 Jul 1988
Championships Record CR	71.62	Martina HELLMANN	GDR	27	Roma (ITA)	31 Aug 1987
World Leading WL	70.25	Valarie ALLMAN	USA	28	San Diego, CA (USA)	7 Apr 2023
Area Record AR		National Record NR		Personal Best PB		Season Best SB

Group A

20 August 2023 09:06 START TIME
26° C TEMPERATURE 72% HUMIDITY
10:01 END TIME 29° C 63%

PLACE	BIB	NAME	COUNTRY	DATE of BIRTH	ORDER	RESULT	1	2	3
1	1372	Valarie ALLMAN	USA	23 Feb 95	18	67.14 Q	67.14		
2	639	Bin FENG	CHN	3 Apr 94	10	65.68 Q	63.97	61.47	65.68
3	670	Sandra PERKOVIĆ	CRO	21 Jun 90	2	65.62 Q SB	65.62		
4	873	Shanice CRAFT	GER	15 May 93	13	63.42 q	X	63.42	63.18
5	1238	Liliana CÁ	POR	5 Nov 86	8	63.34 q	61.27	63.34	X
6	678	Silinda Oneisi MORALES	CUB	30 Aug 00	17	62.76 q	X	60.54	62.76
7	996	Daisy OSAKUE	ITA	16 Jan 96	16	61.31 q	X	58.77	61.31
8	1324	Vanessa KAMGA	SWE	19 Nov 98	14	60.02 SB	X	X	60.02
9	1114	Ieva ZARANKAITĖ	LTU	23 Nov 94	6	59.98	59.98	59.92	X
10	583	Andressa DE MORAIS	BRA	21 Dec 90	7	59.15	52.54	59.15	56.01
11	518	Taryn GOLLSCHEWSKY	AUS	18 May 93	1	58.63	58.63	X	58.11
12	706	Lisa Brix PEDERSEN	DEN	16 Aug 96	3	57.96	57.96	52.58	56.14
13	1160	Ashley ANUMBA	NGR	11 Jun 99	12	57.77	57.77	51.86	55.76
14	1331	Subenrat INSAENG	THA	10 Feb 94	19	56.19	56.19	X	X
15	1379	Elena BRUCKNER	USA	19 Apr 98	11	55.94	55.63	54.23	55.94
16	799	Salla SIPPONEN	FIN	13 Mar 95	9	54.72	53.85	53.47	54.72
17	660	Nora MONIE	CMR	4 Jun 97	15	54.50	X	54.50	54.38
18	926	Dóra KEREKES	HUN	19 Apr 94	4	54.41	54.41	53.44	52.99
19	1051	Maki SAITO	JPN	13 Feb 01	5	53.20	X	53.14	53.20

Group B

20 August 2023 10:33 START TIME
30° C TEMPERATURE 61% HUMIDITY
11:24 END TIME 31° C 55%

PLACE	BIB	NAME	COUNTRY	DATE of BIRTH	ORDER	RESULT	1	2	3
1	906	Claudine VITA	GER	19 Sep 96	10	64.51 Q	59.85	64.51	
2	1440	Laulauga TAUSAGA	USA	22 May 98	11	64.34 Q	X	64.34	
3	1155	Jorinde VAN KLINKEN	NED	2 Feb 00	17	63.20	62.05	63.20	X
4	897	Kristin PUDENZ	GER	9 Feb 93	12	62.71	62.67	X	62.71
5	829	Melina ROBERT-MICHON	FRA	18 Jul 79	6	61.82	61.82	58.99	60.21
6	1398	Veronica FRALEY	USA	27 May 00	3	59.36	57.71	59.36	X
7	1233	Daria ZABAWSKA	POL	16 Apr 95	9	59.28	59.28	56.44	58.76
8	671	Marija TOLJ	CRO	29 Nov 99	1	58.92	58.92	57.28	X
9	648	Fang WANG	CHN	26 Oct 00	14	58.78	56.72	X	58.78
10	1170	Chioma ONYEKWERE	NGR	28 Jun 94	5	58.58	54.97	58.58	57.73
11	576	Izabela DA SILVA	BRA	2 Aug 95	8	58.45	58.45	57.89	56.94
12	1015	Samantha HALL	JAM	19 Apr 93	16	58.43	56.31	55.44	58.43
13	1246	Irina RODRIGUES	POR	5 Feb 91	18	57.08	56.86	55.37	57.08
14	637	Karen GALLARDO	CHI	6 Mar 84	2	56.74	50.75	48.74	56.74
15	704	Annesofie Hartmann NIELSEN	DEN	22 Sep 00	13	54.90	54.90	53.63	X
16	1327	Caisa-Marie LINDFORS	SWE	5 Aug 00	4	54.54	53.83	53.24	54.54
17	1265	Yolandi STANDER	RSA	27 Nov 98	15	53.39	X	53.39	53.34
18	1158	Obiageri Pamela AMAECHI	NGR	12 Mar 99	7	51.60	X	50.69	51.60

RESULTS
Discus Throw Women - Qualification

BIB 637 THIRD ATTEMPT AMENDED

ALL-TIME OUTDOOR TOP LIST				2023 OUTDOOR TOP LIST			
RESULT	NAME	VENUE	DATE	RESULT	NAME	VENUE	2023
76.80	Gabriele REINSCH (GDR)	Neubrandenburg (GDR)	9 Jul 88	70.25	Valarie ALLMAN (USA)	San Diego, CA (USA)	7 Apr
74.56	Zdeňka ŠILHAVÁ (TCH)	Nitra (TCH)	26 Aug 84	67.44	Yaimé PÉREZ (CUB)	New York, NY (USA)	24 Jun
74.56	Ilke WYLUDDA (GDR)	Neubrandenburg (GDR)	23 Jul 89	67.05	Jorinde VAN KLINKEN (NED)	San Diego, CA (USA)	7 Apr
74.08	Diana GANSKY (GDR)	Karl Marx Stadt (GDR)	20 Jun 87	66.84	Kristin PUDENZ (GER)	Chorzów (POL)	23 Jun
73.36	Irina MESZYNSKI (GDR)	Praha (TCH)	17 Aug 84	66.81	Bin FENG (CHN)	Shenyang (CHN)	27 Jun
73.28	Galina SAVINKOVA (URS)	Donetsk (URS)	8 Sep 84	66.73	Shanice CRAFT (GER)	Neubrandenburg (GER)	7 Jun
73.22	Tsvetanka KHRISTOVA (BUL)	Kazanlak (BUL)	19 Apr 87	66.36	Claudine VITA (GER)	Schiffange (LUX)	30 Jul
73.10	Gisela BEYER (GDR)	Berlin (GDR)	20 Jul 84	65.62	Sandra PERKOVIĆ (CRO)	Budapest	20 Aug
72.92	Martina HELLMANN (GDR)	Potsdam (GDR)	20 Aug 87	65.49	Melina ROBERT-MICHON (FRA)	Montreuil (FRA)	31 May
72.14	Galina MURAŠOVA (URS)	Praha (TCH)	17 Aug 84	65.46	Laulauqa TAUSAGA (USA)	Eugene, OR (USA)	9 Jul

RESULTS



Hammer Throw Women - Final

RECORDS	RESULT	NAME	COUNTRY	AGE	VENUE	DATE
World Record WR	82.98	Anita WŁODARCZYK	POL	31	Warszawa (POL)	28 Aug 2016
Championships Record CR	80.85	Anita WŁODARCZYK	POL	30	Beijing (CHN)	27 Aug 2015
World Leading WL	80.17	Brooke ANDERSEN	USA	28	Tucson, AZ (USA)	20 May 2023
Area Record AR		National Record NR		Personal Best PB		Season Best SB

24 August 2023 20:29 START TIME 28° C 50 %
 TEMPERATURE HUMIDITY
 21:43 END TIME 27° C 53 %

PLACE	BIB	NAME	COUNTRY	DATE of BIRTH	ORDER	RESULT	1	2	3	ORD.	4	5	ORD.	6
1	622	Camryn ROGERS	CAN	7 Jun 99	12	77.22	77.22	77.07	76.75	8	75.68	76.72	8	74.92
2	1416	Janee' KASSANAVOID	USA	19 Jan 95	1	76.36	X	76.00	76.36	7	73.13	75.27	7	75.06
3	1433	DeAnna PRICE	USA	8 Jun 93	8	75.41	X	X	73.28	2	72.62	75.41	6	73.98
4	543	Hanna SKYDAN	AZE	14 May 92	2	74.18	74.18	X	73.67	6	X	68.76	5	72.91
5	788	Silja KOSONEN	FIN	16 Dec 02	6	73.89	73.89	X	72.59	5	X	X	4	73.43
6	986	Sara FANTINI	ITA	16 Sep 97	10	73.85 SB	71.94	73.85	69.42	4	71.79	71.82	3	X
7	1253	Bianca Florentina GHELBER	ROU	1 Jun 90	3	73.70	X	X	73.58	3	72.35	73.70	2	72.46
8	649	Zheng WANG	CHN	14 Dec 87	7	72.14	70.29	72.14	X	1	X	X	1	X
9	703	Katrine Koch JACOBSEN	DEN	24 Jun 99	4	71.33 SB	69.89	71.33	70.04					
10	653	Jie ZHAO	CHN	13 Oct 02	11	70.29	69.87	70.29	X					
11	863	Anna PURCHASE	GBR	15 Sep 99	5	70.29	X	68.82	70.29					
	1212	Malwina KOPRON	POL	16 Nov 94	9	NM	X	X	X					

ALL-TIME OUTDOOR TOP LIST				2023 OUTDOOR TOP LIST			
RESULT	NAME	VENUE	DATE	RESULT	NAME	VENUE	2023
82.98	Anita WŁODARCZYK (POL)	Warszawa (POL)	28 Aug 16	80.17	Brooke ANDERSEN (USA)	Tucson, AZ (USA)	20 May
80.31	DeAnna PRICE (USA)	Eugene, OR (USA)	26 Jun 21	78.62	Camryn ROGERS (CAN)	Los Angeles, CA (USA)	26 May
80.17	Brooke ANDERSEN (USA)	Tucson, AZ (USA)	20 May 23	78.18	DeAnna PRICE (USA)	Eugene, OR (USA)	9 Jul
79.42	Betty HEIDLER (GER)	Halle (GER)	21 May 11	77.10	Hanna SKYDAN (AZE)	Budapest	23 Aug
78.62	Camryn ROGERS (CAN)	Los Angeles, CA (USA)	26 May 23	76.60	Janee' KASSANAVOID (USA)	Tucson, AZ (USA)	20 May
78.51	Tatyana BELOBORODOVA (RUS)	Cheboksary (RUS)	5 Jul 12	75.10	Maggie EWEN (USA)	Tucson, AZ (USA)	18 May
78.00	Janee' KASSANAVOID (USA)	Tucson, AZ (USA)	21 May 22	75.00	Annette Nneka ECHIKUNWOKE (USA)	Tucson, AZ (USA)	20 May
77.78	Gwen BERRY (USA)	Chorzów (POL)	8 Jun 18	74.93	Jillian SHIPPEE (USA)	Eugene, OR (USA)	9 Jul
77.68	Zheng WANG (CHN)	Chengdu (CHN)	29 Mar 14	74.81	Anita WŁODARCZYK (POL)	Banská Bystrica (SVK)	20 Jul
77.33	Wenxiu ZHANG (CHN)	Incheon (KOR)	28 Sep 14	74.65	Yelizaveta TSAREVA (RUS)	Brest (BLR)	1 Jul

SUMMARY



Hammer Throw Women - Qualification

Automatic qualifying mark 73.00 (Q) or at least best 12 qualify to Final

RECORDS	RESULT	NAME	COUNTRY	AGE	VENUE	DATE
World Record WR	82.98	Anita WŁODARCZYK	POL	31	Warszawa (POL)	28 Aug 2016
Championships Record CR	80.85	Anita WŁODARCZYK	POL	30	Beijing (CHN)	27 Aug 2015
World Leading WL	80.17	Brooke ANDERSEN	USA	28	Tucson, AZ (USA)	20 May 2023
Area Record AR		National Record NR		Personal Best PB		Season Best SB

23 August 2023

RANK	PLACE	GROUP	BIB	NAME	COUNTRY	DATE OF BIRTH	RESULT	
1	1	A	543	Hanna SKYDAN	AZE	14 May 92	77.10	Q NR
2	2	A	1433	DeAnna PRICE	USA	8 Jun 93	76.25	Q
3	1	B	788	Silja KOSONEN	FIN	16 Dec 02	74.19	Q PB
4	3	A	622	Camryn ROGERS	CAN	7 Jun 99	73.95	Q
5	2	B	1253	Bianca Florentina GHELBER	ROU	1 Jun 90	73.67	Q
6	4	A	986	Sara FANTINI	ITA	16 Sep 97	73.28	Q SB
7	5	A	653	Jie ZHAO	CHN	13 Oct 02	73.23	Q PB
8	3	B	1416	Janee' KASSANAVID	USA	19 Jan 95	72.70	q
9	6	A	1212	Malwina KOPRON	POL	16 Nov 94	72.35	q SB
10	7	A	649	Zheng WANG	CHN	14 Dec 87	71.93	q
11	4	B	863	Anna PURCHASE	GBR	15 Sep 99	71.31	q
12	5	B	703	Katrine Koch JACOBSEN	DEN	24 Jun 99	71.25	q
13	6	B	1230	Anita WŁODARCZYK	POL	8 Aug 85	71.17	
14	7	B	1456	Rosa Andreina RODRÍGUEZ	VEN	2 Jul 86	70.81	
15	8	A	787	Suvi KOSKINEN	FIN	24 Apr 97	70.81	
16	8	B	642	Li JI	CHN	14 Dec 00	70.59	
17	9	B	833	Alexandra TAVERNIER	FRA	13 Dec 93	70.19	
18	9	A	533	Stephanie RATCLIFFE	AUS	29 Dec 00	69.87	
19	10	B	1225	Aleksandra ŚMIECH	POL	2 Oct 97	69.76	
20	10	A	859	Charlotte PAYNE	GBR	20 Mar 02	69.57	
21	11	B	1183	Beatrice Nedberge LLANO	NOR	14 Dec 97	69.11	
22	12	B	1317	Grete AHLBERG	SWE	29 May 98	69.05	
23	11	A	800	Krista TERVO	FIN	15 Nov 97	68.00	
24	12	A	821	Rose LOGA	FRA	27 Jul 02	67.95	
25	13	B	1373	Brooke ANDERSEN	USA	23 Aug 95	67.72	
26	13	A	917	Stamatia SCARVELIS	GRE	17 Aug 95	67.53	
27	14	B	632	Jillian WEIR	CAN	9 Feb 93	67.48	
28	14	A	1188	Lauren BRUCE	NZL	23 Mar 97	67.10	
29	15	A	744	Laura REDONDO	ESP	3 Jul 88	66.95	
30	15	B	1168	Oyesade OLATOYE	NGR	25 Jan 97	66.92	
31	16	B	1361	Iryna KLYMETS	UKR	4 Oct 94	66.87	
32	16	A	663	Mayra Alexandra GAVIRIA	COL	26 May 97	66.82	
33	17	B	925	Réka GYURÁTZ	HUN	31 May 96	66.81	
34	17	A	1316	Martina HRAŠNOVÁ	SVK	21 Mar 83	66.28	
35	18	B	1009	Nayoka CLUNIS	JAM	7 Oct 95	58.10	
		A	1438	Jillian SHIPPEE	USA	19 Apr 99	NM	

SUMMARY
Hammer Throw Women - Qualification

23 August 2023

RANK	PLACE	GROUP	BIB	NAME	COUNTRY	DATE of BIRTH	RESULT
------	-------	-------	-----	------	---------	---------------	--------

ALL-TIME OUTDOOR TOP LIST				2023 OUTDOOR TOP LIST			
RESULT	NAME	VENUE	DATE	RESULT	NAME	VENUE	2023
82.98	Anita WŁODARCZYK (POL)	Warszawa (POL)	28 Aug 16	80.17	Brooke ANDERSEN (USA)	Tucson, AZ (USA)	20 May
80.31	DeAnna PRICE (USA)	Eugene, OR (USA)	26 Jun 21	78.62	Camryn ROGERS (CAN)	Los Angeles, CA (USA)	26 May
80.17	Brooke ANDERSEN (USA)	Tucson, AZ (USA)	20 May 23	78.18	DeAnna PRICE (USA)	Eugene, OR (USA)	9 Jul
79.42	Betty HEIDLER (GER)	Halle (GER)	21 May 11	77.10	Hanna SKYDAN (AZE)	Budapest	23 Aug
78.62	Camryn ROGERS (CAN)	Los Angeles, CA (USA)	26 May 23	76.60	Janee' KASSANAVOID (USA)	Tucson, AZ (USA)	20 May
78.51	Tatyana BELOBORODOVA (RUS)	Cheboksary (RUS)	5 Jul 12	75.10	Maggie EWEN (USA)	Tucson, AZ (USA)	18 May
78.00	Janee' KASSANAVOID (USA)	Tucson, AZ (USA)	21 May 22	75.00	Annette Nneka ECHIKUNWOKE (USA)	Tucson, AZ (USA)	20 May
77.78	Gwen BERRY (USA)	Chorzów (POL)	8 Jun 18	74.93	Jillian SHIPPEE (USA)	Eugene, OR (USA)	9 Jul
77.68	Zhenq WANG (CHN)	Chengdu (CHN)	29 Mar 14	74.81	Anita WŁODARCZYK (POL)	Banská Bystrica (SVK)	20 Jul
77.33	Wenxiu ZHANG (CHN)	Incheon (KOR)	28 Sep 14	74.65	Yelizaveta TSAREVA (RUS)	Brest (BLR)	1 Jul

RESULTS



Hammer Throw Women - Qualification

Automatic qualifying mark 73.00 (Q) or at least best 12 qualify to Final

RECORDS	RESULT	NAME	COUNTRY	AGE	VENUE	DATE
World Record WR	82.98	Anita WŁODARCZYK	POL	31	Warszawa (POL)	28 Aug 2016
Championships Record CR	80.85	Anita WŁODARCZYK	POL	30	Beijing (CHN)	27 Aug 2015
World Leading WL	80.17	Brooke ANDERSEN	USA	28	Tucson, AZ (USA)	20 May 2023
Area Record AR		National Record NR		Personal Best PB		Season Best SB

Group A

23 August 2023 19:02 START TIME 31° C 53 %
TEMPERATURE HUMIDITY
19:49 END TIME 29° C 56 %

PLACE	BIB	NAME	COUNTRY	DATE OF BIRTH	ORDER	RESULT	1	2	3
1	543	Hanna SKYDAN	AZE	14 May 92	14	77.10 Q NR	77.10		
2	1433	DeAnna PRICE	USA	8 Jun 93	4	76.25 Q	76.25		
3	622	Camryn ROGERS	CAN	7 Jun 99	2	73.95 Q	70.97	73.95	
4	986	Sara FANTINI	ITA	16 Sep 97	1	73.28 Q SB	73.28		
5	653	Jie ZHAO	CHN	13 Oct 02	15	73.23 Q PB	69.13	73.23	
6	1212	Malwina KOPRON	POL	16 Nov 94	8	72.35 q SB	X	71.48	72.35
7	649	Zheng WANG	CHN	14 Dec 87	7	71.93 q	66.73	71.93	71.08
8	787	Suvi KOSKINEN	FIN	24 Apr 97	9	70.81	67.78	70.81	67.83
9	533	Stephanie RATCLIFFE	AUS	29 Dec 00	3	69.87	69.87	66.93	67.97
10	859	Charlotte PAYNE	GBR	20 Mar 02	12	69.57	64.56	69.32	69.57
11	800	Krista TERVO	FIN	15 Nov 97	11	68.00	X	67.53	68.00
12	821	Rose LOGA	FRA	27 Jul 02	6	67.95	X	67.95	X
13	917	Stamatia SCARVELIS	GRE	17 Aug 95	5	67.53	67.51	67.53	X
14	1188	Lauren BRUCE	NZL	23 Mar 97	16	67.10	67.10	67.04	X
15	744	Laura REDONDO	ESP	3 Jul 88	17	66.95	66.87	66.95	66.29
16	663	Mayra Alexandra GAVIRIA	COL	26 May 97	13	66.82	66.14	66.82	65.25
17	1316	Martina HRAŠNOVÁ	SVK	21 Mar 83	10	66.28	57.17	64.83	66.28
1438	Jillian SHIPPEE	USA	19 Apr 99	18	NM	X	X	X	

Group B

23 August 2023 20:37 START TIME 29° C 56 %
TEMPERATURE HUMIDITY
21:35 END TIME 27° C 60 %

PLACE	BIB	NAME	COUNTRY	DATE OF BIRTH	ORDER	RESULT	1	2	3
1	788	Silja KOSONEN	FIN	16 Dec 02	2	74.19 Q PB	X	74.19	
2	1253	Bianca Florentina GHELBER	ROU	1 Jun 90	3	73.67 Q	73.67		
3	1416	Janee' KASSANAVOID	USA	19 Jan 95	4	72.70 q	71.04	X	72.70
4	863	Anna PURCHASE	GBR	15 Sep 99	13	71.31 q	70.99	71.31	67.76
5	703	Katrine Koch JACOBSEN	DEN	24 Jun 99	16	71.25 q	70.63	71.25	70.32
6	1230	Anita WŁODARCZYK	POL	8 Aug 85	17	71.17	70.36	71.17	X
7	1456	Rosa Andreina RODRÍGUEZ	VEN	2 Jul 86	6	70.81	68.57	X	70.81
8	642	Li JI	CHN	14 Dec 00	11	70.59	70.59	69.17	68.86
9	833	Alexandra TAVERNIER	FRA	13 Dec 93	1	70.19	70.19	X	69.42
10	1225	Aleksandra ŚMIECH	POL	2 Oct 97	9	69.76	67.33	X	69.76
11	1183	Beatrice Nedberge LLANO	NOR	14 Dec 97	14	69.11	69.11	67.98	66.57
12	1317	Grete AHLBERG	SWE	29 May 98	5	69.05	68.51	66.94	69.05
13	1373	Brooke ANDERSEN	USA	23 Aug 95	15	67.72	X	X	67.72
14	632	Jillian WEIR	CAN	9 Feb 93	7	67.48	65.97	65.14	67.48
15	1168	Oyesade OLATOYE	NGR	25 Jan 97	12	66.92	X	66.92	65.76
16	1361	Iryna KLYMETS	UKR	4 Oct 94	10	66.87	65.69	66.87	X
17	925	Réka GYURÁTZ	HUN	31 May 96	8	66.81	65.25	66.81	X
18	1009	Nayoka CLUNIS	JAM	7 Oct 95	18	58.10	X	58.10	X

RESULTS
Hammer Throw Women - Qualification

ALL-TIME OUTDOOR TOP LIST				2023 OUTDOOR TOP LIST			
RESULT	NAME	VENUE	DATE	RESULT	NAME	VENUE	2023
82.98	Anita WŁODARCZYK (POL)	Warszawa (POL)	28 Aug 16	80.17	Brooke ANDERSEN (USA)	Tucson, AZ (USA)	20 May
80.31	DeAnna PRICE (USA)	Eugene, OR (USA)	26 Jun 21	78.62	Camryn ROGERS (CAN)	Los Angeles, CA (USA)	26 May
80.17	Brooke ANDERSEN (USA)	Tucson, AZ (USA)	20 May 23	78.18	DeAnna PRICE (USA)	Eugene, OR (USA)	9 Jul
79.42	Betty HEIDLER (GER)	Halle (GER)	21 May 11	77.10	Hanna SKYDAN (AZE)	Budapest	23 Aug
78.62	Camryn ROGERS (CAN)	Los Angeles, CA (USA)	26 May 23	76.60	Janee' KASSANAVOID (USA)	Tucson, AZ (USA)	20 May
78.51	Tatyana BELOBORODOVA (RUS)	Cheboksary (RUS)	5 Jul 12	75.10	Maqqie EWEN (USA)	Tucson, AZ (USA)	18 May
78.00	Janee' KASSANAVOID (USA)	Tucson, AZ (USA)	21 May 22	75.00	Annette Nneka ECHIKUNWOKE (USA)	Tucson, AZ (USA)	20 May
77.78	Gwen BERRY (USA)	Chorzów (POL)	8 Jun 18	74.93	Jillian SHIPPEE (USA)	Eugene, OR (USA)	9 Jul
77.68	Zhenq WANG (CHN)	Chengdu (CHN)	29 Mar 14	74.81	Anita WŁODARCZYK (POL)	Banská Bystrica (SVK)	20 Jul
77.33	Wenxiu ZHANG (CHN)	Incheon (KOR)	28 Sep 14	74.65	Yelizaveta TSAREVA (RUS)	Brest (BLR)	1 Jul

RESULTS

Javelin Throw Women - Final



RECORDS	RESULT	NAME	COUNTRY	AGE	VENUE	DATE
World Record WR	72.28	Barbora ŠPOTÁKOVÁ	CZE	27	Stuttgart (GER)	13 Sep 2008
Championships Record CR	71.70	Olisdeilys MENÉNDEZ	CUB	26	Helsinki (FIN)	14 Aug 2005
World Leading WL	67.04	Haruka KITAGUCHI	JPN	25	Chorzów (POL)	16 Jul 2023
Area Record AR		National Record NR		Personal Best PB		Season Best SB

25 August 2023 20:22 START TIME 30° C 50 %
TEMPERATURE HUMIDITY
21:34 END TIME 28° C 58 %

PLACE	BIB	NAME	COUNTRY	DATE of BIRTH	ORDER	RESULT	1	2	3	ORD.	4	5	ORD.	6
1	1048	Haruka KITAGUCHI	JPN	16 Mar 98	7	66.73	61.78	61.99	63.00	7	62.36	62.68	6	66.73
2	666	Flor Denis RUIZ HURTADO	COL	29 Jan 91	8	65.47 AR	65.47	62.45	62.89	8	59.73	X	8	60.97
3	527	Mackenzie LITTLE	AUS	22 Dec 96	3	63.38	59.95	56.81	61.41	4	61.23	61.66	4	63.38
4	1099	Anete KOCIŃA	LAT	5 Feb 96	4	63.18 SB	59.04	58.82	59.66	2	63.18	X	7	62.02
5	539	Victoria HUDSON	AUT	28 May 96	1	62.92	59.08	62.14	59.20	6	62.92	59.56	5	59.84
6	645	Shiyng LIU	CHN	24 Sep 93	9	61.66 SB	61.66	X	X	5	61.16	61.23	3	58.72
7	505	Kelsey-Lee BARBER	AUS	20 Sep 91	5	61.19	55.82	59.44	58.98	1	58.31	61.19	2	61.01
8	580	Jucilene Sales DE LIMA	BRA	14 Sep 90	6	60.34	58.49	X	60.34	3	X	58.33	1	X
9	1101	Lina MŪZE-SIRMĀ	LAT	4 Dec 92	11	58.43	58.43	X	X					
10	1267	Jo-Ane VAN DYK	RSA	3 Oct 97	2	57.43	57.43	54.45	53.99					
11	665	Maria Lucelly MURILLO	COL	5 May 91	12	54.85	X	X	54.85					
	529	Kathryn MITCHELL	AUS	10 Jul 82	10	DNS								

ALL-TIME OUTDOOR TOP LIST				2023 OUTDOOR TOP LIST			
RESULT	NAME	VENUE	DATE	RESULT	NAME	VENUE	2023
72.28	Barbora ŠPOTÁKOVÁ (CZE)	Stuttgart (GER)	13 Sep 08	67.04	Haruka KITAGUCHI (JPN)	Chorzów (POL)	16 Jul
71.70	Olisdeilys MENÉNDEZ (CUB)	Helsinki (FIN)	14 Aug 05	66.50	Sigrid BORGE (NOR)	Halle (GER)	20 May
71.40	Maria ANDREJCZYK (POL)	Split (CRO)	9 May 21	65.70	Mackenzie LITTLE (AUS)	Lausanne (SUI)	30 Jun
70.53	Mariya ABAKUMOVA (RUS)	Berlin (GER)	1 Sep 13	65.47	Flor Denis RUIZ HURTADO (COL)	Budapest	25 Aug
70.20	Christina OBERGFÖLL (GER)	München (GER)	23 Jun 07	64.78	Lina MŪZE-SIRMĀ (LAT)	Valmiera (LAT)	29 Jul
69.48	Trine HATTESTAD (NOR)	Oslo (NOR)	28 Jul 00	64.05	Victoria HUDSON (AUT)	Eisenstadt (AUT)	16 May
69.35	Sunette VILJOEN (RSA)	New York, NY (USA)	9 Jun 12	63.84	Tatsiana KHALADOVICH (BLR)	Minsk (BLR)	26 Feb
69.19	Christin HUSSONG (GER)	Chorzów (POL)	30 May 21	63.65	Elina TZENGKO (GRE)	Leiria (POR)	11 Mar
68.92	Kathryn MITCHELL (AUS)	Gold Coast (AUS)	11 Apr 18	63.26	Tori PEETERS (NZL)	Yokohama (JPN)	21 May
68.43	Sara KOLAK (CRO)	Lausanne (SUI)	6 Jul 17	63.18	Anete KOCIŃA (LAT)	Budapest	25 Aug

SUMMARY



Javelin Throw Women - Qualification

Automatic qualifying mark 61.50 (Q) or at least best 12 qualify to Final

RECORDS	RESULT	NAME	COUNTRY	AGE	VENUE	DATE
World Record WR	72.28	Barbora ŠPOTÁKOVÁ	CZE	27	Stuttgart (GER)	13 Sep 2008
Championships Record CR	71.70	Olisdeilys MENÉNDEZ	CUB	26	Helsinki (FIN)	14 Aug 2005
World Leading WL	67.04	Haruka KITAGUCHI	JPN	25	Chorzów (POL)	16 Jul 2023
Area Record AR		National Record NR		Personal Best PB		Season Best SB

23 August 2023

RANK	PLACE	GROUP	BIB	NAME	COUNTRY	DATE OF BIRTH	RESULT	
1	1	A	1101	Lina MŪZE-SIRMĀ	LAT	4 Dec 92	63.50	Q
2	1	B	527	Mackenzie LITTLE	AUS	22 Dec 96	63.45	Q
3	2	A	1048	Haruka KITAGUCHI	JPN	16 Mar 98	63.27	Q
4	3	A	539	Victoria HUDSON	AUT	28 May 96	62.96	Q
5	4	A	665	Maria Lucelly MURILLO	COL	5 May 91	62.72	Q PB
6	5	A	529	Kathryn MITCHELL	AUS	10 Jul 82	62.10	Q SB
7	2	B	666	Flor Denis RUIZ HURTADO	COL	29 Jan 91	62.05	Q SB
8	3	B	1099	Anete KOCIŃA	LAT	5 Feb 96	61.27	q
9	6	A	645	Shiyong LIU	CHN	24 Sep 93	60.72	q
10	7	A	1267	Jo-Ane VAN DYK	RSA	3 Oct 97	60.09	q
11	4	B	580	Jucilene Sales DE LIMA	BRA	14 Sep 90	59.76	q
12	8	A	505	Kelsey-Lee BARBER	AUS	20 Sep 91	59.66	q
13	5	B	1194	Tori PEETERS	NZL	17 May 94	59.59	
14	6	B	1108	Liveta JASIŪNAITĖ	LTU	26 Jul 94	59.00	
15	7	B	1052	Marina SAITO	JPN	15 Oct 95	58.95	
16	9	A	1289	Adriana VILAGOŠ	SRB	2 Jan 04	58.65	
17	10	A	777	Anni-Linnea ALANEN	FIN	11 Nov 02	58.30	
18	8	B	1421	Maggie MALONE	USA	30 Dec 93	57.85	
19	11	A	955	Annu RANI	IND	29 Aug 92	57.05	
20	12	A	948	Réka SZILÁGYI	HUN	19 Jan 96	56.21	
21	13	A	1059	Momone UEDA	JPN	27 Jun 99	56.19	
22	14	A	1292	Dilhani LEKAMGE	SRI	14 Jan 87	55.89	
23	9	B	668	Sara KOLAK	CRO	22 Jun 95	55.89	
24	10	B	697	Nikol TABAČKOVÁ	CZE	24 Jan 98	55.45	
25	15	A	714	Juleisy ANGULO	ECU	2 Jan 01	55.27	
26	11	B	939	Angéla MORAVCSIK	HUN	13 May 96	55.10	
27	16	A	1410	Ariana INCE	USA	14 Mar 89	54.60	
28	17	A	693	Nikola OGRODNÍKOVÁ	CZE	18 Aug 90	54.59	
29	18	A	1283	Martina RATEJ	SLO	2 Nov 81	54.41	
30	12	B	919	Elina TZENGKO	GRE	2 Sep 02	54.27	
31	13	B	1290	Marija VUČENović	SRB	3 Apr 93	54.21	
32	14	B	688	Irena GILLAROVÁ	CZE	19 Jan 92	54.15	
33	15	B	546	Rhema OTABOR	BAH	3 Dec 02	53.62	
34	16	B	1176	Sigrid BORGE	NOR	3 Dec 95	53.34	
		B	1346	Eda TUĞSUZ	TUR	27 Mar 97	NM	
		B	753	Gedly TUGI	EST	11 Sep 01	NM	

SUMMARY
Javelin Throw Women - Qualification

23 August 2023

RANK	PLACE	GROUP	BIB	NAME	COUNTRY	DATE of BIRTH	RESULT
------	-------	-------	-----	------	---------	---------------	--------

ALL-TIME OUTDOOR TOP LIST				2023 OUTDOOR TOP LIST			
RESULT	NAME	VENUE	DATE	RESULT	NAME	VENUE	2023
72.28	Barbora ŠPOTÁKOVÁ (CZE)	Stuttgart (GER)	13 Sep 08	67.04	Haruka KITAGUCHI (JPN)	Chorzów (POL)	16 Jul
71.70	Olisdeilys MENÉNDEZ (CUB)	Helsinki (FIN)	14 Aug 05	66.50	Sigrid BERGE (NOR)	Halle (GER)	20 May
71.40	Maria ANDREJCZYK (POL)	Split (CRO)	9 May 21	65.70	Mackenzie LITTLE (AUS)	Lausanne (SUI)	30 Jun
70.53	Mariya ABAKUMOVA (RUS)	Berlin (GER)	1 Sep 13	64.78	Lina MŪZE-SIRMĀ (LAT)	Valmiera (LAT)	29 Jul
70.20	Christina OBERGFÖLL (GER)	München (GER)	23 Jun 07	64.05	Victoria HUDSON (AUT)	Eisenstadt (AUT)	16 May
69.48	Trine HATTESTAD (NOR)	Oslo (NOR)	28 Jul 00	63.84	Tatsiana KHALADOVICH (BLR)	Minsk (BLR)	26 Feb
69.35	Sunette VILJOEN (RSA)	New York, NY (USA)	9 Jun 12	63.65	Elina TZENGKO (GRE)	Leiria (POR)	11 Mar
69.19	Christin HUSSONG (GER)	Chorzów (POL)	30 May 21	63.26	Tori PEETERS (NZL)	Yokohama (JPN)	21 May
68.92	Kathryn MITCHELL (AUS)	Gold Coast (AUS)	11 Apr 18	62.75	Anete KOCIŅA (LAT)	Pärnu (EST)	2 Jul
68.43	Sara KOLAK (CRO)	Lausanne (SUI)	6 Jul 17	62.72	Maria Lucelly MURILLO (COL)	Budapest	23 Aug

RESULTS



Javelin Throw Women - Qualification

Automatic qualifying mark 61.50 (Q) or at least best 12 qualify to Final

RECORDS	RESULT	NAME	COUNTRY	AGE	VENUE	DATE
World Record WR	72.28	Barbora ŠPOTÁKOVÁ	CZE	27	Stuttgart (GER)	13 Sep 2008
Championships Record CR	71.70	Olisdeilys MENÉNDEZ	CUB	26	Helsinki (FIN)	14 Aug 2005
World Leading WL	67.04	Haruka KITAGUCHI	JPN	25	Chorzów (POL)	16 Jul 2023
Area Record AR		National Record NR		Personal Best PB		Season Best SB

Group A

23 August 2023 10:23 START TIME 31° C 54%
TEMPERATURE HUMIDITY
11:15 END TIME 33° C 52%

PLACE	BIB	NAME	COUNTRY	DATE of BIRTH	ORDER	RESULT	1	2	3
1	1101	Līna MŪZE-SIRMĀ	LAT	4 Dec 92	14	63.50 Q	53.96	56.88	63.50
2	1048	Haruka KITAGUCHI	JPN	16 Mar 98	2	63.27 Q	59.04	63.27	
3	539	Victoria HUDSON	AUT	28 May 96	4	62.96 Q	62.96		
4	665	Maria Lucelly MURILLO	COL	5 May 91	5	62.72 Q PB	59.34	62.72	
5	529	Kathryn MITCHELL	AUS	10 Jul 82	1	62.10 Q SB	62.10		
6	645	Shiyong LIU	CHN	24 Sep 93	13	60.72 q	60.41	X	60.72
7	1267	Jo-Ane VAN DYK	RSA	3 Oct 97	17	60.09 q	59.34	57.59	60.09
8	505	Kelsey-Lee BARBER	AUS	20 Sep 91	9	59.66 q	58.10	55.90	59.66
9	1289	Adriana VILAGOŠ	SRB	2 Jan 04	3	58.65	58.65	58.10	55.55
10	777	Anni-Linnea ALANEN	FIN	11 Nov 02	12	58.30	53.66	54.79	58.30
11	955	Annu RANI	IND	29 Aug 92	16	57.05	57.05	X	56.01
12	948	Réka SZILÁGYI	HUN	19 Jan 96	15	56.21	56.21	54.14	X
13	1059	Momone UEDA	JPN	27 Jun 99	8	56.19	54.67	56.19	56.19
14	1292	Dilhani LEKAMGE	SRI	14 Jan 87	11	55.89	54.77	50.00	55.89
15	714	Juleisy ANGULO	ECU	2 Jan 01	6	55.27	X	52.82	55.27
16	1410	Ariana INCE	USA	14 Mar 89	7	54.60	54.60	X	X
17	693	Nikola OGRODNÍKOVÁ	CZE	18 Aug 90	18	54.59	50.78	54.59	54.36
18	1283	Martina RATEJ	SLO	2 Nov 81	10	54.41	54.41	X	53.35

Group B

23 August 2023 11:57 START TIME 34° C 49%
TEMPERATURE HUMIDITY
12:53 END TIME 33° C 51%

PLACE	BIB	NAME	COUNTRY	DATE of BIRTH	ORDER	RESULT	1	2	3
1	527	Mackenzie LITTLE	AUS	22 Dec 96	1	63.45 Q	50.94	58.79	63.45
2	666	Flor Denis RUIZ HURTADO	COL	29 Jan 91	11	62.05 Q SB	60.73	60.23	62.05
3	1099	Anete KOCIŃA	LAT	5 Feb 96	12	61.27 q	X	61.27	58.46
4	580	Jucilene Sales DE LIMA	BRA	14 Sep 90	14	59.76 q	58.39	57.94	59.76
5	1194	Tori PEETERS	NZL	17 May 94	7	59.59	57.95	59.59	54.46
6	1108	Liveta JASIŪNAITĖ	LTU	26 Jul 94	15	59.00	59.00	56.88	57.61
7	1052	Marina SAITO	JPN	15 Oct 95	18	58.95	X	56.24	58.95
8	1421	Maggie MALONE	USA	30 Dec 93	3	57.85	56.27	57.85	54.46
9	668	Sara KOLAK	CRO	22 Jun 95	10	55.89	50.80	X	55.89
10	697	Nikol TABAČKOVÁ	CZE	24 Jan 98	5	55.45	49.88	55.45	X
11	939	Angéla MORAVCSIK	HUN	13 May 96	4	55.10	52.54	X	55.10
12	919	Elina TZENGKO	GRE	2 Sep 02	16	54.27	53.70	54.27	X
13	1290	Marija VUČENOVIĆ	SRB	3 Apr 93	6	54.21	X	54.21	52.27
14	688	Irena GILLAROVÁ	CZE	19 Jan 92	2	54.15	54.15	X	53.06
15	546	Rhema OTABOR	BAH	3 Dec 02	8	53.62	48.34	53.62	X
16	1176	Sigrid BORGE	NOR	3 Dec 95	17	53.34	52.09	X	53.34
	753	Gedly TUGI	EST	11 Sep 01	13	NM	X	X	X
	1346	Eda TUĞSUZ	TUR	27 Mar 97	9	NM	X	X	X

RESULTS
Javelin Throw Women - Qualification

ALL-TIME OUTDOOR TOP LIST				2023 OUTDOOR TOP LIST			
RESULT	NAME	VENUE	DATE	RESULT	NAME	VENUE	2023
72.28	Barbora ŠPOTÁKOVÁ (CZE)	Stuttgart (GER)	13 Sep 08	67.04	Haruka KITAGUCHI (JPN)	Chorzów (POL)	16 Jul
71.70	Olisdeilys MENÉNDEZ (CUB)	Helsinki (FIN)	14 Aug 05	66.50	Sigrid BERGE (NOR)	Halle (GER)	20 May
71.40	Maria ANDREJCZYK (POL)	Split (CRO)	9 May 21	65.70	Mackenzie LITTLE (AUS)	Lausanne (SUI)	30 Jun
70.53	Mariya ABAKUMOVA (RUS)	Berlin (GER)	1 Sep 13	64.78	Lina MŪZE-SIRMĀ (LAT)	Valmiera (LAT)	29 Jul
70.20	Christina OBERGFÖLL (GER)	München (GER)	23 Jun 07	64.05	Victoria HUDSON (AUT)	Eisenstadt (AUT)	16 May
69.48	Trine HATTESTAD (NOR)	Oslo (NOR)	28 Jul 00	63.84	Tatsiana KHALADOVICH (BLR)	Minsk (BLR)	26 Feb
69.35	Sunette VILJOEN (RSA)	New York, NY (USA)	9 Jun 12	63.65	Elina TZENGKO (GRE)	Leiria (POR)	11 Mar
69.19	Christin HUSSONG (GER)	Chorzów (POL)	30 May 21	63.26	Tori PEETERS (NZL)	Yokohama (JPN)	21 May
68.92	Kathryn MITCHELL (AUS)	Gold Coast (AUS)	11 Apr 18	62.75	Anete KOCINA (LAT)	Pärnu (EST)	2 Jul
68.43	Sara KOLAK (CRO)	Lausanne (SUI)	6 Jul 17	62.72	Maria Lucelly MURILLO (COL)	Budapest	23 Aug

RESULTS

20 Kilometres Race Walk Women - Final



BIB 155 RESULT AMENDED

RECORDS	RESULT	NAME	COUNTRY	AGE	VENUE	DATE
World Record WR	1:23:49	Jiayu YANG	CHN	25	Huangshan (CHN)	20 Mar 2021
Championships Record CR	1:25:41	Olimpiada IVANOVA	RUS	35	Helsinki (FIN)	7 Aug 2005
World Leading WL	1:25:30	María PÉREZ	ESP	27	Córdoba (ESP)	26 Mar 2023
Area Record AR		National Record NR		Personal Best PB		Season Best SB

20 August 2023 07:15 START TIME 21° C 88 %
 08:59 END TIME 26° C 72 %

PLACE	BIB	NAME	COUNTRY	DATE OF BIRTH	RESULT	RECORDS	RED CARDS
1	127	María PÉREZ	ESP	29 Apr 96	1:26:51		
2	101	Jemima MONTAG	AUS	15 Feb 98	1:27:16	AR	+ 25 ~
3	145	Antonella PALMISANO	ITA	6 Aug 91	1:27:26	SB	+ 35
4	163	Kimberly GARCÍA LEÓN	PER	19 Oct 93	1:27:32		+ 41
5	157	Alegna GONZÁLEZ	MEX	2 Jan 99	1:27:36		+ 45 ~
6	121	Glenda MOREJÓN	ECU	30 May 00	1:27:40	SB	+ 49 ~ ~
7	112	Zhenxia MA	CHN	1 Aug 98	1:28:30		+ 1:39 ~
8	106	Viviane LYRA	BRA	29 Jul 93	1:28:36	PB	+ 1:45 ~
9	168	Ana CABECINHA	POR	29 Apr 84	1:28:49	SB	+ 1:58 > ~
10	180	Olena SOBCHUK	UKR	23 Nov 95	1:28:50	PB	+ 1:59 ~
11	178	Lyudmila OLYANOVSKA	UKR	20 Feb 93	1:29:36	SB	+ 2:45 ~
12	114	Jiayu YANG	CHN	18 Feb 96	1:29:40		+ 2:49
13	108	Erica SENA	BRA	3 May 85	1:29:53		+ 3:02 >
14	149	Nanako FUJII	JPN	7 May 99	1:30:10		+ 3:19
15	135	Antigoni NTRISMPIOTI	GRE	21 Mar 84	1:30:19		+ 3:28
16	128	Clémence BERETTA	FRA	22 Dec 97	1:30:43		+ 3:52 ~
17	111	Hong LIU	CHN	12 May 87	1:30:43		+ 3:52
18	130	Pauline STEY	FRA	9 Sep 01	1:31:20		+ 4:29
19	179	Hanna SHEVCHUK	UKR	18 Jul 96	1:31:44	SB	+ 4:53 >
20	144	Eleonora Anna GIORGI	ITA	14 Sep 89	1:31:45	PZ120	+ 4:54 ~ ~ ~
21	129	Camille MOUTARD	FRA	11 Jul 01	1:32:18		+ 5:27 ~
22	146	Valentina TRAPLETTI	ITA	12 Jul 85	1:32:57		+ 6:06
23	170	Vitória OLIVEIRA	POR	30 Aug 92	1:33:04	PB	+ 6:13 >
24	171	Rachelle DE ORBETA	PUR	27 Mar 00	1:33:19		+ 6:28 ~
25	122	Johana ORDÓÑEZ	ECU	12 Dec 87	1:33:58		+ 7:07
26	105	Gabriela DE SOUSA	BRA	12 Jun 02	1:33:59		+ 7:08
27	118	Eliška MARTÍNKOVÁ	CZE	27 Jan 02	1:34:02		+ 7:11 ~ ~
28	124	Antia CHAMOSA	ESP	7 Oct 99	1:34:20		+ 7:29 ~ ~
29	132	Saskia FEIGE	GER	13 Aug 97	1:34:49		+ 7:58
30	153	Ayane YANAI	JPN	24 Dec 03	1:34:59		+ 8:08
31	162	Mary Luz ANDIA	PER	9 Nov 00	1:35:38	SB	+ 8:47 ~ ~
32	100	Rebecca HENDERSON	AUS	4 Jul 01	1:35:51		+ 9:00 ~
33	139	Barbara OLÁH	HUN	26 Jul 93	1:35:55		+ 9:04
34	138	Viktória MADARÁSZ	HUN	12 May 85	1:36:13		+ 9:22
35	152	Yukiko UMENO	JPN	8 Jan 03	1:36:52		+ 10:01
36	161	Sofia RAMOS RODRÍGUEZ	MEX	25 Aug 02	1:37:49		+ 10:58 ~
37	134	Kyriaki FILTISAKOU	GRE	14 Aug 00	1:37:51		+ 11:00
38	123	Paula Milena TORRES	ECU	17 Oct 00	1:38:03		+ 11:12
39	104	Angela Melania CASTRO CHIRIVECHZ	BOL	21 Feb 93	1:40:01		+ 13:10
40	160	Valeria ORTUÑO	MEX	27 May 98	1:40:53		+ 14:02
	115	Lorena ARENAS	COL	17 Sep 93	DNF	PZ120	~ ~ ~
	177	Meryem BEKMEZ	TUR	31 Jul 00	DNF		

RESULTS
20 Kilometres Race Walk Women
BIB 155 RESULT AMENDED

155	Emily Wamusyi NGII	KEN	13 Aug 86	DNF	> >
137	Maritza Rafaela PONCIO	GUA	3 Dec 94	DNF	
164	Evelyn INGA	PER	16 Apr 98	DQ TR54.7.5	~ ~ ~ ~
103	Olivia SANDERY	AUS	22 Jan 03	DQ TR54.7.5	> > > >
167	Katarzyna ZDZIEBŁO	POL	28 Nov 96	DQ TR54.7.5	~ > ~ ~
136	Christina PAPAPOULOU	GRE	5 Sep 96	DNS	

NOTE WA Rule PZ120 - 120sec Penalty Zone
WA Rule TR54.7.5 - Fourth red card (when Penalty Zone used)

INTERMEDIATE TIMES

1 KM	4:24	Jiayu YANG	2 KM	8:44	Kimberly GARCÍA LEÓN
3 KM	13:04	Kimberly GARCÍA LEÓN	4 KM	17:23	Kimberly GARCÍA LEÓN
5 KM	21:44	Kimberly GARCÍA LEÓN	6 KM	26:06	Kimberly GARCÍA LEÓN
7 KM	30:30	Kimberly GARCÍA LEÓN	8 KM	34:54	Kimberly GARCÍA LEÓN
9 KM	39:17	Kimberly GARCÍA LEÓN	10 KM	43:43	Kimberly GARCÍA LEÓN
11 KM	48:12	Jemima MONTAG	12 KM	52:38	Kimberly GARCÍA LEÓN
13 KM	57:05	Antonella PALMISANO	14 KM	1:01:34	Antonella PALMISANO
15 KM	1:06:04	Antonella PALMISANO	16 KM	1:10:10	María PÉREZ
17 KM	1:14:19	María PÉREZ	18 KM	1:18:24	María PÉREZ
19 KM	1:22:30	María PÉREZ			

ALL-TIME OUTDOOR TOP LIST

RESULT	NAME	VENUE	DATE
1:23:39	Yelena LASHMANOVA (RUS)	Cheboksary (RUS)	9 Jun 18
1:23:49	Jiayu YANG (CHN)	Huangshan (CHN)	20 Mar 21
1:24:27	Hong LIU (CHN)	Huangshan (CHN)	20 Mar 21
1:24:45	Shijie QIEYANG (CHN)	Huangshan (CHN)	20 Mar 21
1:24:47	Elmira ALEMBEKOVA (RUS)	Sochi (RUS)	27 Feb 15
1:24:50	Olimpiada IVANOVA (RUS)	Sochi (RUS)	4 Mar 01
1:24:56	Olga KANISKINA (RUS)	Sochi (RUS)	28 Feb 09
1:25:03	Marina NOVIKOVA (RUS)	Sochi (RUS)	27 Feb 15
1:25:04	Svetlana VASILYEVA (RUS)	Sochi (RUS)	27 Feb 15
1:25:08	Vera SOKOLOVA (RUS)	Sochi (RUS)	26 Feb 11

2023 OUTDOOR TOP LIST

RESULT	NAME	VENUE	2023
1:25:30	María PÉREZ (ESP)	Córdoba (ESP)	26 Mar
1:26:40	Kimberly GARCÍA LEÓN (PER)	La Coruña (ESP)	3 Jun
1:26:41	Jiayu YANG (CHN)	Huangshan (CHN)	5 Mar
1:26:43	Zhenxia MA (CHN)	Huangshan (CHN)	5 Mar
1:26:48	Quanming WU (CHN)	La Coruña (ESP)	3 Jun
1:26:59	Aleqna GONZÁLEZ (MEX)	La Coruña (ESP)	3 Jun
1:27:15	Shijie QIEYANG (CHN)	La Coruña (ESP)	3 Jun
1:27:16	Jemima MONTAG (AUS)	Budapest	20 Aug
1:27:26	Antonella PALMISANO (ITA)	Budapest	20 Aug
1:27:28	Elvira CHEPAREVA (RUS)	Saransk (RUS)	20 May

RACE ANALYSIS

20 Kilometres Race Walk Women - Final



BIB 155 RESULT AMENDED

20 August 2023 07:15 START TIME 21° C 88 %
TEMPERATURE HUMIDITY
08:59 END TIME 26° C 72 %

1	1 KM	2	2 KM	3	3 KM	4	4 KM	5	5 KM	6	6 KM	7	7 KM	8	8 KM	9	9 KM	10	10 KM
11	11 KM	12	12 KM	13	13 KM	14	14 KM	15	15 KM	16	16 KM	17	17 KM	18	18 KM	19	19 KM		

1	127	María PÉREZ															ESP	29 Apr 96	1:26:51	
1	4:24	2	4:20	3	4:21	4	4:19	5	4:20	6	4:23	7	4:24	8	4:23	9	4:24	10	4:25	
	4:24 (4)		8:44 (4)		13:05 (5)		17:24 (4)		21:44 (5)		26:07 (4)		30:31 (3)		34:54 (5)		39:18 (4)		43:43 (2)	
11	4:29	12	4:26	13	4:28	14	4:28	15	4:30	16	4:06	17	4:09	18	4:05	19	4:06		4:21	
	48:12 (2)		52:38 (3)		57:06 (4)		1:01:34 (2)		1:06:04 (4)		1:10:10 (1)		1:14:19 (1)		1:18:24 (1)		1:22:30 (1)			

2	101	Jemima MONTAG															AUS	15 Feb 98	1:27:16	AR
1	4:24	2	4:20	3	4:20	4	4:20	5	4:20	6	4:23	7	4:24	8	4:23	9	4:23	10	4:26	
	4:24 (5)		8:44 (5)		13:04 (2)		17:24 (3)		21:44 (2)		26:07 (3)		30:31 (4)		34:54 (4)		39:17 (3)		43:43 (3)	
11	4:29	12	4:26	13	4:28	14	4:28	15	4:30	16	4:10	17	4:13	18	4:11	19	4:19		4:19	
	48:12 (1)		52:38 (4)		57:06 (2)		1:01:34 (3)		1:06:04 (3)		1:10:14 (2)		1:14:27 (2)		1:18:38 (2)		1:22:57 (2)			

3	145	Antonella PALMISANO															ITA	6 Aug 91	1:27:26	SB
1	4:24	2	4:20	3	4:21	4	4:19	5	4:20	6	4:23	7	4:24	8	4:23	9	4:24	10	4:25	
	4:24 (3)		8:44 (2)		13:05 (3)		17:24 (5)		21:44 (4)		26:07 (6)		30:31 (5)		34:54 (3)		39:18 (5)		43:43 (5)	
11	4:29	12	4:26	13	4:27	14	4:29	15	4:30	16	4:17	17	4:17	18	4:20	19	4:18		4:10	
	48:12 (3)		52:38 (2)		57:05 (1)		1:01:34 (1)		1:06:04 (1)		1:10:21 (6)		1:14:38 (3)		1:18:58 (3)		1:23:16 (3)			

4	163	Kimberly GARCÍA LEÓN															PER	19 Oct 93	1:27:32	
1	4:24	2	4:20	3	4:20	4	4:19	5	4:21	6	4:22	7	4:24	8	4:24	9	4:23	10	4:26	
	4:24 (2)		8:44 (1)		13:04 (1)		17:23 (1)		21:44 (1)		26:06 (1)		30:30 (1)		34:54 (1)		39:17 (1)		43:43 (1)	
11	4:29	12	4:26	13	4:28	14	4:29	15	4:30	16	4:16	17	4:21	18	4:22	19	4:20		4:08	
	48:12 (6)		52:38 (1)		57:06 (3)		1:01:35 (8)		1:06:05 (7)		1:10:21 (3)		1:14:42 (6)		1:19:04 (6)		1:23:24 (6)			

5	157	Alegna GONZÁLEZ															MEX	2 Jan 99	1:27:36	
1	4:28	2	4:16	3	4:21	4	4:20	5	4:20	6	4:22	7	4:24	8	4:24	9	4:23	10	4:25	
	4:28 (25)		8:44 (6)		13:05 (7)		17:25 (7)		21:45 (7)		26:07 (5)		30:31 (6)		34:55 (6)		39:18 (7)		43:43 (6)	
11	4:29	12	4:27	13	4:27	14	4:28	15	4:30	16	4:17	17	4:18	18	4:20	19	4:22		4:15	
	48:12 (5)		52:39 (6)		57:06 (6)		1:01:34 (5)		1:06:04 (5)		1:10:21 (4)		1:14:39 (5)		1:18:59 (5)		1:23:21 (4)			

6	121	Glenda MOREJÓN															ECU	30 May 00	1:27:40	SB
1	4:27	2	4:21	3	4:27	4	4:22	5	4:21	6	4:28	7	4:21	8	4:20	9	4:22	10	4:24	
	4:27 (13)		8:48 (10)		13:15 (10)		17:37 (9)		21:58 (9)		26:26 (8)		30:47 (8)		35:07 (8)		39:29 (8)		43:53 (8)	
11	4:19	12	4:27	13	4:27	14	4:28	15	4:30	16	4:17	17	4:17	18	4:21	19	4:22		4:19	
	48:12 (7)		52:39 (8)		57:06 (5)		1:01:34 (4)		1:06:04 (2)		1:10:21 (5)		1:14:38 (4)		1:18:59 (4)		1:23:21 (5)			

7	112	Zhenxia MA															CHN	1 Aug 98	1:28:30	
1	4:27	2	4:20	3	4:18	4	4:20	5	4:20	6	4:22	7	4:24	8	4:24	9	4:23	10	4:26	
	4:27 (10)		8:47 (9)		13:05 (6)		17:25 (6)		21:45 (6)		26:07 (7)		30:31 (7)		34:55 (7)		39:18 (6)		43:44 (7)	
11	4:28	12	4:27	13	4:27	14	4:29	15	4:29	16	4:23	17	4:31	18	4:31	19	4:33		4:28	
	48:12 (8)		52:39 (7)		57:06 (8)		1:01:35 (7)		1:06:04 (6)		1:10:27 (7)		1:14:58 (7)		1:19:29 (7)		1:24:02 (7)			

8	106	Viviane LYRA															BRA	29 Jul 93	1:28:36	PB
1	4:27	2	4:22	3	4:26	4	4:22	5	4:23	6	4:27	7	4:21	8	4:24	9	4:25	10	4:27	
	4:27 (16)		8:49 (15)		13:15 (12)		17:37 (11)		22:00 (13)		26:27 (12)		30:48 (9)		35:12 (9)		39:37 (9)		44:04 (11)	
11	4:25	12	4:24	13	4:27	14	4:28	15	4:27	16	4:29	17	4:29	18	4:29	19	4:31		4:23	
	48:29 (11)		52:53 (9)		57:20 (10)		1:01:48 (9)		1:06:15 (9)		1:10:44 (9)		1:15:13 (8)		1:19:42 (8)		1:24:13 (8)			

9	168	Ana CABECINHA															POR	29 Apr 84	1:28:49	SB
1	4:27	2	4:22	3	4:26	4	4:22	5	4:23	6	4:27	7	4:23	8	4:23	9	4:25	10	4:26	
	4:27 (14)		8:49 (14)		13:15 (15)		17:37 (12)		22:00 (12)		26:27 (13)		30:50 (13)		35:13 (10)		39:38 (10)		44:04 (10)	
11	4:25	12	4:25	13	4:26	14	4:28	15	4:27	16	4:30	17	4:30	18	4:34	19	4:32		4:28	
	48:29 (9)		52:54 (11)		57:20 (9)		1:01:48 (10)		1:06:15 (10)		1:10:45 (10)		1:15:15 (9)		1:19:49 (9)		1:24:21 (9)			

10	180	Olena SOBCHUK															UKR	23 Nov 95	1:28:50	PB
1	4:27	2	4:22	3	4:26	4	4:23	5	4:22	6	4:27	7	4:23	8	4:24	9	4:25	10	4:25	
	4:27 (19)		8:49 (18)		13:15 (17)		17:38 (16)		22:00 (16)		26:27 (14)		30:50 (14)		35:14 (12)		39:39 (11)		44:04 (9)	
11	4:25	12	4:25	13	4:27	14	4:27	15	4:29	16	4:28	17	4:32	18	4:32	19	4:34		4:27	
	48:29 (10)		52:54 (10)		57:21 (11)		1:01:48 (11)		1:06:17 (11)		1:10:45 (11)		1:15:17 (10)		1:19:49 (10)		1:24:23 (10)			

RACE ANALYSIS
20 Kilometres Race Walk Women
BIB 155 RESULT AMENDED

11 178 Lyudmila OLYANOVSKA										UKR		20 Feb 93		1:29:36		SB			
1	4:27	2	4:23	3	4:26	4	4:22	5	4:25	6	4:24	7	4:24	8	4:28	9	4:27	10	4:29
	4:27 (17)		8:50 (22)		13:16 (20)		17:38 (19)		22:03 (17)		26:27 (17)		30:51 (15)		35:19 (14)		39:46 (13)		44:15 (13)
11	4:31	12	4:32	13	4:29	14	4:35	15	4:34	16	4:37	17	4:34	18	4:35	19	4:35		4:19
	48:46 (13)		53:18 (13)		57:47 (13)		1:02:22 (13)		1:06:56 (13)		1:11:33 (13)		1:16:07 (13)		1:20:42 (13)		1:25:17 (12)		
12 114 Jiayu YANG										CHN		18 Feb 96		1:29:40					
1	4:24	2	4:20	3	4:21	4	4:19	5	4:20	6	4:22	7	4:24	8	4:24	9	4:23	10	4:26
	4:24 (1)		8:44 (3)		13:05 (4)		17:24 (2)		21:44 (3)		26:06 (2)		30:30 (2)		34:54 (2)		39:17 (2)		43:43 (4)
11	4:29	12	4:27	13	4:27	14	4:29	15	4:31	16	4:37	17	4:34	18	4:48	19	4:48		4:47
	48:12 (4)		52:39 (5)		57:06 (7)		1:01:35 (6)		1:06:06 (8)		1:10:43 (8)		1:15:17 (11)		1:20:05 (11)		1:24:53 (11)		
13 108 Erica SENA										BRA		3 May 85		1:29:53					
1	4:26	2	4:23	3	4:26	4	4:22	5	4:22	6	4:27	7	4:23	8	4:26	9	4:32	10	4:33
	4:26 (7)		8:49 (12)		13:15 (14)		17:37 (13)		21:59 (10)		26:26 (10)		30:49 (11)		35:15 (13)		39:47 (14)		44:20 (14)
11	4:30	12	4:29	13	4:33	14	4:39	15	4:37	16	4:37	17	4:36	18	4:33	19	4:32		4:27
	48:50 (14)		53:19 (14)		57:52 (14)		1:02:31 (14)		1:07:08 (14)		1:11:45 (14)		1:16:21 (14)		1:20:54 (14)		1:25:26 (13)		
14 149 Nanako FUJII										JPN		7 May 99		1:30:10					
1	4:27	2	4:22	3	4:26	4	4:23	5	4:22	6	4:27	7	4:23	8	4:24	9	4:25	10	4:25
	4:27 (18)		8:49 (16)		13:15 (18)		17:38 (15)		22:00 (14)		26:27 (15)		30:50 (12)		35:14 (11)		39:39 (12)		44:04 (12)
11	4:28	12	4:29	13	4:34	14	4:34	15	4:39	16	4:35	17	4:36	18	4:43	19	4:44		4:44
	48:32 (12)		53:01 (12)		57:35 (12)		1:02:09 (12)		1:06:48 (12)		1:11:23 (12)		1:15:59 (12)		1:20:42 (12)		1:25:26 (14)		
15 135 Antigoni NTRISMPIOTI										GRE		21 Mar 84		1:30:19					
1	4:27	2	4:21	3	4:27	4	4:23	5	4:25	6	4:25	7	4:26	8	4:27	9	4:29	10	4:30
	4:27 (12)		8:48 (11)		13:15 (11)		17:38 (17)		22:03 (18)		26:28 (18)		30:54 (16)		35:21 (15)		39:50 (15)		44:20 (15)
11	4:32	12	4:35	13	4:35	14	4:35	15	4:36	16	4:37	17	4:39	18	4:38	19	4:38		4:34
	48:52 (15)		53:27 (15)		58:02 (15)		1:02:37 (15)		1:07:13 (15)		1:11:50 (15)		1:16:29 (15)		1:21:07 (15)		1:25:45 (15)		
16 128 Clémence BERETTA										FRA		22 Dec 97		1:30:43					
1	4:29	2	4:25	3	4:25	4	4:28	5	4:26	6	4:32	7	4:31	8	4:32	9	4:28	10	4:30
	4:29 (28)		8:54 (28)		13:19 (27)		17:47 (25)		22:13 (22)		26:45 (21)		31:16 (21)		35:48 (20)		40:16 (19)		44:46 (18)
11	4:30	12	4:30	13	4:31	14	4:35	15	4:35	16	4:38	17	4:40	18	4:39	19	4:44		4:35
	49:16 (18)		53:46 (17)		58:17 (17)		1:02:52 (17)		1:07:27 (16)		1:12:05 (17)		1:16:45 (16)		1:21:24 (16)		1:26:08 (16)		
17 111 Hong LIU										CHN		12 May 87		1:30:43					
1	4:27	2	4:22	3	4:26	4	4:22	5	4:23	6	4:26	7	4:28	8	4:35	9	4:38	10	4:38
	4:27 (15)		8:49 (13)		13:15 (13)		17:37 (10)		22:00 (11)		26:26 (11)		30:54 (17)		35:29 (16)		40:07 (16)		44:45 (17)
11	4:28	12	4:33	13	4:43	14	4:41	15	4:41	16	4:41	17	4:35	18	4:37	19	4:36		4:23
	49:13 (17)		53:46 (18)		58:29 (18)		1:03:10 (18)		1:07:51 (18)		1:12:32 (18)		1:17:07 (17)		1:21:44 (17)		1:26:20 (17)		
18 130 Pauline STEY										FRA		9 Sep 01		1:31:20					
1	4:33	2	4:31	3	4:33	4	4:34	5	4:32	6	4:32	7	4:34	8	4:30	9	4:33	10	4:34
	4:33 (35)		9:04 (35)		13:37 (36)		18:11 (35)		22:43 (32)		27:15 (31)		31:49 (30)		36:19 (28)		40:52 (25)		45:26 (24)
11	4:32	12	4:36	13	4:35	14	4:34	15	4:35	16	4:37	17	4:37	18	4:38	19	4:37		4:33
	49:58 (21)		54:34 (20)		59:09 (20)		1:03:43 (19)		1:08:18 (19)		1:12:55 (19)		1:17:32 (18)		1:22:10 (18)		1:26:47 (18)		
19 179 Hanna SHEVCHUK										UKR		18 Jul 96		1:31:44		SB			
1	4:37	2	4:29	3	4:31	4	4:34	5	4:35	6	4:31	7	4:31	8	4:30	9	4:31	10	4:39
	4:37 (41)		9:06 (36)		13:37 (35)		18:11 (34)		22:46 (34)		27:17 (32)		31:48 (29)		36:18 (26)		40:49 (24)		45:28 (25)
11	4:49	12	4:36	13	4:35	14	4:39	15	4:40	16	4:36	17	4:40	18	4:38	19	4:37		4:26
	50:17 (26)		54:53 (23)		59:28 (21)		1:04:07 (21)		1:08:47 (21)		1:13:23 (20)		1:18:03 (19)		1:22:41 (19)		1:27:18 (19)		
20 144 Eleonora Anna GIORGI										ITA		14 Sep 89		1:31:45		PZ120			
1	4:28	2	4:24	3	4:25	4	4:30	5	4:26	6	4:32	7	4:31	8	4:31	9	4:29	10	4:29
	4:28 (27)		8:52 (25)		13:17 (25)		17:47 (26)		22:13 (23)		26:45 (22)		31:16 (20)		35:47 (19)		40:16 (17)		44:45 (16)
11	4:28	12	4:31	13	4:32	14	4:32	15	4:39	16	4:29	17	6:25	18	4:28	19	4:32		4:24
	49:13 (16)		53:44 (16)		58:16 (16)		1:02:48 (16)		1:07:27 (17)		1:11:56 (16)		1:18:21 (21)		1:22:49 (20)		1:27:21 (20)		
21 129 Camille MOUTARD										FRA		11 Jul 01		1:32:18					
1	4:37	2	4:38	3	4:38	4	4:41	5	4:36	6	4:35	7	4:36	8	4:37	9	4:36	10	4:35
	4:37 (42)		9:15 (42)		13:53 (42)		18:34 (41)		23:10 (40)		27:45 (40)		32:21 (37)		36:58 (35)		41:34 (33)		46:09 (33)
11	4:38	12	4:36	13	4:36	14	4:36	15	4:34	16	4:36	17	4:36	18	4:37	19	4:39		4:41
	50:47 (33)		55:23 (29)		59:59 (28)		1:04:35 (27)		1:09:09 (24)		1:13:45 (24)		1:18:21 (22)		1:22:58 (21)		1:27:37 (21)		

RACE ANALYSIS
20 Kilometres Race Walk Women
BIB 155 RESULT AMENDED

22	146	Valentina TRAPLETTI								ITA	12 Jul 85	1:32:57							
1	4:28	2	4:21	3	4:27	4	4:25	5	4:27	6	4:30	7	4:32	8	4:35	9	4:31	10	4:35
	4:28 (24)		8:49 (21)		13:16 (19)		17:41 (21)		22:08 (19)		26:38 (19)		31:10 (19)		35:45 (18)		40:16 (18)		44:51 (19)
11	4:42	12	4:42	13	4:45	14	4:45	15	4:48	16	4:52	17	4:53	18	4:56	19	4:54		4:50
	49:32 (19)		54:14 (19)		58:59 (19)		1:03:44 (20)		1:08:32 (20)		1:13:24 (21)		1:18:17 (20)		1:23:13 (22)		1:28:07 (22)		
23	170	Vitória OLIVEIRA								POR	30 Aug 92	1:33:04 PB							
1	4:35	2	4:33	3	4:33	4	4:33	5	4:33	6	4:34	7	4:34	8	4:33	9	4:39	10	4:35
	4:35 (37)		9:08 (38)		13:41 (38)		18:14 (38)		22:47 (36)		27:21 (35)		31:55 (32)		36:28 (31)		41:07 (30)		45:42 (27)
11	4:35	12	4:36	13	4:38	14	4:36	15	4:42	16	4:47	17	4:50	18	4:59	19	4:54		4:45
	50:17 (27)		54:53 (24)		59:31 (23)		1:04:07 (22)		1:08:49 (22)		1:13:36 (22)		1:18:26 (23)		1:23:25 (23)		1:28:19 (23)		
24	171	Rachelle DE ORBETA								PUR	27 Mar 00	1:33:19							
1	4:29	2	4:26	3	4:31	4	4:36	5	4:40	6	4:37	7	4:40	8	4:43	9	4:42	10	4:40
	4:29 (31)		8:55 (32)		13:26 (32)		18:02 (31)		22:42 (31)		27:19 (34)		31:59 (33)		36:42 (32)		41:24 (32)		46:04 (32)
11	4:36	12	4:44	13	4:43	14	4:44	15	4:45	16	4:44	17	4:46	18	4:49	19	4:45		4:40
	50:40 (30)		55:24 (30)		1:00:06 (32)		1:04:50 (29)		1:09:35 (28)		1:14:19 (26)		1:19:05 (24)		1:23:54 (24)		1:28:39 (24)		
25	122	Johana ORDÓÑEZ								ECU	12 Dec 87	1:33:58							
1	4:29	2	4:25	3	4:32	4	4:28	5	4:36	6	4:33	7	4:30	8	4:33	9	4:37	10	4:38
	4:29 (32)		8:54 (30)		13:26 (30)		17:54 (29)		22:30 (29)		27:03 (29)		31:33 (26)		36:06 (23)		40:43 (23)		45:21 (22)
11	4:37	12	4:45	13	4:49	14	4:50	15	4:51	16	4:59	17	4:54	18	5:02	19	5:01		4:49
	49:58 (22)		54:43 (22)		59:32 (25)		1:04:22 (24)		1:09:13 (25)		1:14:12 (25)		1:19:06 (25)		1:24:08 (25)		1:29:09 (25)		
26	105	Gabriela DE SOUSA								BRA	12 Jun 02	1:33:59							
1	4:38	2	4:38	3	4:38	4	4:40	5	4:40	6	4:40	7	4:40	8	4:40	9	4:42	10	4:43
	4:38 (43)		9:16 (46)		13:54 (43)		18:34 (43)		23:14 (42)		27:54 (41)		32:34 (40)		37:14 (37)		41:56 (38)		46:39 (38)
11	4:43	12	4:44	13	4:43	14	4:42	15	4:44	16	4:44	17	4:46	18	4:45	19	4:48		4:41
	51:22 (36)		56:06 (35)		1:00:49 (35)		1:05:31 (34)		1:10:15 (31)		1:14:59 (32)		1:19:45 (29)		1:24:30 (27)		1:29:18 (26)		
27	118	Eliška MARTÍNKOVÁ								CZE	27 Jan 02	1:34:02							
1	4:32	2	4:32	3	4:33	4	4:34	5	4:32	6	4:32	7	4:35	8	4:38	9	4:40	10	4:42
	4:32 (34)		9:04 (34)		13:37 (34)		18:11 (33)		22:43 (33)		27:15 (30)		31:50 (31)		36:28 (29)		41:08 (31)		45:50 (30)
11	4:43	12	4:45	13	4:45	14	4:47	15	4:47	16	4:58	17	4:55	18	5:00	19	4:52		4:40
	50:33 (29)		55:18 (28)		1:00:03 (29)		1:04:50 (30)		1:09:37 (29)		1:14:35 (29)		1:19:30 (26)		1:24:30 (26)		1:29:22 (27)		
28	124	Antia CHAMOSA								ESP	7 Oct 99	1:34:20							
1	4:37	2	4:37	3	4:39	4	4:40	5	4:37	6	4:34	7	4:37	8	4:37	9	4:37	10	4:41
	4:37 (40)		9:14 (41)		13:53 (41)		18:33 (40)		23:10 (39)		27:44 (39)		32:21 (38)		36:58 (34)		41:35 (34)		46:16 (34)
11	4:47	12	4:47	13	4:47	14	4:48	15	4:51	16	4:42	17	4:46	18	4:57	19	4:52		4:47
	51:03 (35)		55:50 (34)		1:00:37 (33)		1:05:25 (32)		1:10:16 (32)		1:14:58 (31)		1:19:44 (28)		1:24:41 (28)		1:29:33 (28)		
29	132	Saskia FEIGE								GER	13 Aug 97	1:34:49							
1	4:27	2	4:22	3	4:26	4	4:23	5	4:22	6	4:27	7	4:34	8	4:43	9	4:44	10	4:42
	4:27 (21)		8:49 (19)		13:15 (16)		17:38 (18)		22:00 (15)		26:27 (16)		31:01 (18)		35:44 (17)		40:28 (20)		45:10 (21)
11	4:50	12	4:54	13	4:35	14	4:52	15	5:02	16	5:04	17	5:10	18	5:07	19	5:11		4:54
	50:00 (24)		54:54 (25)		59:29 (22)		1:04:21 (23)		1:09:23 (27)		1:14:27 (27)		1:19:37 (27)		1:24:44 (29)		1:29:55 (29)		
30	153	Ayane YANAI								JPN	24 Dec 03	1:34:59							
1	4:28	2	4:22	3	4:26	4	4:31	5	4:33	6	4:40	7	4:38	8	4:41	9	4:41	10	4:43
	4:28 (23)		8:50 (23)		13:16 (23)		17:47 (24)		22:20 (26)		27:00 (26)		31:38 (27)		36:19 (27)		41:00 (28)		45:43 (28)
11	4:42	12	4:46	13	4:46	14	4:53	15	4:56	16	5:04	17	5:04	18	5:02	19	5:00		5:03
	50:25 (28)		55:11 (26)		59:57 (27)		1:04:50 (28)		1:09:46 (30)		1:14:50 (30)		1:19:54 (31)		1:24:56 (30)		1:29:56 (30)		
31	162	Mary Luz ANDIA								PER	9 Nov 00	1:35:38 SB							
1	4:26	2	4:25	3	4:26	4	4:24	5	4:27	6	4:32	7	4:36	8	4:40	9	4:45	10	4:40
	4:26 (8)		8:51 (24)		13:17 (24)		17:41 (22)		22:08 (20)		26:40 (20)		31:16 (22)		35:56 (21)		40:41 (22)		45:21 (23)
11	4:38	12	4:43	13	4:49	14	4:52	15	4:59	16	5:08	17	5:17	18	5:20	19	5:24		5:07
	49:59 (23)		54:42 (21)		59:31 (24)		1:04:23 (25)		1:09:22 (26)		1:14:30 (28)		1:19:47 (30)		1:25:07 (32)		1:30:31 (32)		
32	100	Rebecca HENDERSON								AUS	4 Jul 01	1:35:51							
1	4:28	2	4:27	3	4:31	4	4:41	5	4:40	6	4:44	7	4:49	8	4:57	9	4:49	10	4:51
	4:28 (26)		8:55 (31)		13:26 (31)		18:07 (32)		22:47 (35)		27:31 (36)		32:20 (36)		37:17 (39)		42:06 (39)		46:57 (40)
11	4:56	12	4:54	13	4:51	14	4:51	15	4:47	16	4:52	17	4:52	18	4:54	19	4:57		5:00
	51:53 (40)		56:47 (39)		1:01:38 (39)		1:06:29 (39)		1:11:16 (38)		1:16:08 (36)		1:21:00 (33)		1:25:54 (33)		1:30:51 (33)		

RACE ANALYSIS
20 Kilometres Race Walk Women
BIB 155 RESULT AMENDED

33	139	Barbara OLÁH	HUN	26 Jul 93	1:35:55														
1	4:35	2	4:33	3	4:32	4	4:34	5	4:37	6	4:42	7	4:42	8	4:44	9	4:47	10	4:53
	4:35 (36)		9:08 (37)		13:40 (37)		18:14 (36)		22:51 (37)		27:33 (37)		32:15 (35)		36:59 (36)		41:46 (36)		46:39 (36)
11	4:51	12	4:56	13	4:58	14	4:48	15	4:55	16	4:58	17	5:02	18	4:55	19	4:59		4:54
	51:30 (37)		56:26 (37)		1:01:24 (36)		1:06:12 (36)		1:11:07 (36)		1:16:05 (34)		1:21:07 (34)		1:26:02 (34)		1:31:01 (34)		
34	138	Viktória MADARÁSZ	HUN	12 May 85	1:36:13														
1	4:36	2	4:37	3	4:39	4	4:42	5	4:41	6	4:43	7	4:43	8	4:43	9	4:44	10	4:45
	4:36 (38)		9:13 (40)		13:52 (40)		18:34 (42)		23:15 (43)		27:58 (43)		32:41 (41)		37:24 (41)		42:08 (40)		46:53 (39)
11	4:48	12	4:51	13	4:52	14	4:50	15	4:53	16	4:59	17	5:01	18	5:02	19	5:03		5:01
	51:41 (39)		56:32 (38)		1:01:24 (38)		1:06:14 (37)		1:11:07 (37)		1:16:06 (35)		1:21:07 (35)		1:26:09 (35)		1:31:12 (35)		
35	152	Yukiko UMENO	JPN	8 Jan 03	1:36:52														
1	4:28	2	4:24	3	4:32	4	4:33	5	4:43	6	4:38	7	4:47	8	4:49	9	4:47	10	4:58
	4:28 (22)		8:52 (26)		13:24 (28)		17:57 (30)		22:40 (30)		27:18 (33)		32:05 (34)		36:54 (33)		41:41 (35)		46:39 (37)
11	4:51	12	4:56	13	4:58	14	4:58	15	5:05	16	5:05	17	5:04	18	5:07	19	5:08		5:01
	51:30 (37)		56:26 (38)		1:01:24 (37)		1:06:22 (38)		1:11:27 (39)		1:16:32 (39)		1:21:36 (36)		1:26:43 (36)		1:31:51 (36)		
36	161	Sofia RAMOS RODRÍGUEZ	MEX	25 Aug 02	1:37:49														
1	4:29	2	4:25	3	4:25	4	4:30	5	4:31	6	4:31	7	4:40	8	4:45	9	4:42	10	4:54
	4:29 (30)		8:54 (27)		13:19 (26)		17:49 (27)		22:20 (25)		26:51 (23)		31:31 (24)		36:16 (25)		40:58 (27)		45:52 (31)
11	4:52	12	4:40	13	5:15	14	5:21	15	5:01	16	5:19	17	5:28	18	5:25	19	5:31		5:05
	50:44 (32)		55:24 (31)		1:00:39 (34)		1:06:00 (35)		1:11:01 (35)		1:16:20 (38)		1:21:48 (37)		1:27:13 (37)		1:32:44 (37)		
37	134	Kyriaki FILTISAKOU	GRE	14 Aug 00	1:37:51														
1	4:39	2	4:37	3	4:40	4	4:47	5	4:46	6	4:50	7	4:53	8	4:52	9	4:55	10	5:00
	4:39 (47)		9:16 (45)		13:56 (46)		18:43 (46)		23:29 (44)		28:19 (44)		33:12 (42)		38:04 (42)		42:59 (42)		47:59 (42)
11	5:02	12	5:02	13	5:02	14	5:00	15	5:01	16	5:03	17	5:05	18	4:58	19	4:59		4:40
	53:01 (43)		58:03 (41)		1:03:05 (41)		1:08:05 (41)		1:13:06 (41)		1:18:09 (41)		1:23:14 (39)		1:28:12 (39)		1:33:11 (39)		
38	123	Paula Milena TORRES	ECU	17 Oct 00	1:38:03														
1	4:31	2	4:33	3	4:33	4	4:37	5	4:39	6	4:44	7	4:48	8	4:50	9	4:53	10	4:56
	4:31 (33)		9:04 (33)		13:37 (33)		18:14 (37)		22:53 (38)		27:37 (38)		32:25 (39)		37:15 (38)		42:08 (41)		47:04 (41)
11	4:58	12	4:59	13	5:01	14	5:06	15	5:08	16	5:09	17	5:12	18	5:13	19	5:10		5:03
	52:02 (41)		57:01 (40)		1:02:02 (40)		1:07:08 (40)		1:12:16 (40)		1:17:25 (40)		1:22:37 (38)		1:27:50 (38)		1:33:00 (38)		
39	104	Angela Melania CASTRO CHIRIVECH	BOL	21 Feb 93	1:40:01														
1	4:38	2	4:37	3	4:41	4	4:46	5	4:48	6	4:49	7	4:53	8	4:53	9	4:54	10	5:00
	4:38 (44)		9:15 (43)		13:56 (44)		18:42 (44)		23:30 (45)		28:19 (45)		33:12 (43)		38:05 (43)		42:59 (43)		47:59 (43)
11	5:03	12	5:02	13	5:01	14	5:07	15	5:10	16	5:16	17	5:19	18	5:20	19	5:27		5:17
	53:02 (44)		58:04 (42)		1:03:05 (42)		1:08:12 (42)		1:13:22 (42)		1:18:38 (42)		1:23:57 (40)		1:29:17 (40)		1:34:44 (40)		
40	160	Valeria ORTUÑO	MEX	27 May 98	1:40:53														
1	4:38	2	4:42	3	4:46	4	4:50	5	4:54	6	4:54	7	5:03	8	5:01	9	5:01	10	5:02
	4:38 (46)		9:20 (47)		14:06 (47)		18:56 (47)		23:50 (47)		28:44 (47)		33:47 (46)		38:48 (46)		43:49 (46)		48:51 (45)
11	5:13	12	5:13	13	5:10	14	5:10	15	5:08	16	5:14	17	5:18	18	5:12	19	5:12		5:12
	54:04 (45)		59:17 (44)		1:04:27 (43)		1:09:37 (43)		1:14:45 (43)		1:19:59 (43)		1:25:17 (41)		1:30:29 (41)		1:35:41 (41)		
115	Lorena ARENAS	COL	17 Sep 93	DNF	PZ120														
1	4:27	2	4:17	3	4:22	4	4:32	5	4:31	6	4:42	7	6:49	8	4:49	9	4:44	10	4:52
	4:27 (11)		8:44 (7)		13:06 (9)		17:38 (14)		22:09 (21)		26:51 (25)		33:40 (45)		38:29 (45)		43:13 (44)		48:05 (44)
11	4:34																		
	52:39 (42)																		
177	Meryem BEKMEZ	TUR	31 Jul 00	DNF															
1	4:27	2	4:22	3	4:27	4	4:25	5	4:46	6	4:36	7	4:41	8	4:44	9	4:38	10	4:35
	4:27 (20)		8:49 (17)		13:16 (21)		17:41 (20)		22:27 (27)		27:03 (27)		31:44 (28)		36:28 (30)		41:06 (29)		45:41 (26)
11	4:36	12	4:56	13	5:04	14	5:06	15	5:09	16	5:38								
	50:17 (25)		55:13 (27)		1:00:17 (31)		1:05:23 (31)		1:10:32 (34)		1:16:10 (37)								
155	Emily Wamusyi NGII	KEN	13 Aug 86	DNF															
1	4:26	2	4:23	3	4:27	4	4:25	5	4:32	6	4:38	7	4:40	8	4:40	9	4:45	10	4:51
	4:26 (9)		8:49 (20)		13:16 (22)		17:41 (23)		22:13 (24)		26:51 (24)		31:31 (23)		36:11 (24)		40:56 (26)		45:47 (29)
11	4:54	12	4:54	13	4:57	14	4:57	15	5:00	16	4:54	17	4:54	18	4:49	19	4:59		
	50:41 (31)		55:35 (33)		1:00:32 (32)		1:05:29 (33)		1:10:29 (33)		1:15:23 (33)		1:20:17 (32)		1:25:06 (31)		1:30:05 (31)		

RACE ANALYSIS
20 Kilometres Race Walk Women

BIB 155 RESULT AMENDED

137 Maritza Rafaela PONCIO										GUA		3 Dec 94		DNF					
1	4:38	2	4:38	3	4:40	4	4:47	5	4:47	6	4:51	7	4:58	8	5:09	9	5:14	10	5:19
	4:38 (45)		9:16 (44)		13:56 (45)		18:43 (45)		23:30 (46)		28:21 (46)		33:19 (44)		38:28 (44)		43:42 (45)		49:01 (46)
11	5:30																		
	54:31 (47)																		

103 Olivia SANDERY										AUS		22 Jan 03		DQ TR54.7.5		>>>>			
1	4:37	2	4:35	3	4:37	4	4:39	5	4:43	6	4:44	7	6:44	8	4:49	9	4:48	10	4:55
	4:37 (39)		9:12 (39)		13:49 (39)		18:28 (39)		23:11 (41)		27:55 (42)		34:39 (47)		39:28 (47)		44:16 (47)		49:11 (47)
11	4:55	12	4:59																
	54:06 (46)		59:05 (43)																

164 Evelyn INGA										PER		16 Apr 98		DQ TR54.7.5		-----			
1	4:25	2	4:22	3	4:19	4	4:22	5	4:30	6	4:28	7	4:22	8	6:31	9	4:30	10	4:30
	4:25 (6)		8:47 (8)		13:06 (8)		17:28 (8)		21:58 (8)		26:26 (9)		30:48 (10)		37:19 (40)		41:49 (37)		46:19 (35)
11	4:35	12	4:35	13	4:27	14	4:30	15	4:38	16	4:39								
	50:54 (34)		55:29 (32)		59:56 (26)		1:04:26 (26)		1:09:04 (23)		1:13:43 (23)								

167 Katarzyna ZDZIEBŁO										POL		28 Nov 96		DQ TR54.7.5		~>>>			
1	4:29	2	4:25	3	4:32	4	4:28	5	4:36	6	4:33	7	4:30	8	4:32	9	4:29	10	4:31
	4:29 (29)		8:54 (29)		13:26 (29)		17:54 (28)		22:30 (28)		27:03 (28)		31:33 (25)		36:05 (22)		40:34 (21)		45:05 (20)
11	4:33																		
	49:38 (20)																		

136 Christina PAPADOPOULOU										GRE		5 Sep 96		DNS	
----------------------------	--	--	--	--	--	--	--	--	--	-----	--	----------	--	-----	--

NOTE WA Rule PZ120 - 120sec Penalty Zone
WA Rule TR54.7.5 - Fourth red card (when Penalty Zone used)

RESULTS



35 Kilometres Race Walk Women - Final

RECORDS	RESULT	NAME	COUNTRY	AGE	VENUE	DATE
World Record WR	2:37:15	María PÉREZ	ESP	27	Podebrady (CZE)	21 May 2023
Championships Record CR	2:38:40	María PÉREZ	ESP	27	Budapest	24 Aug 2023
World Leading WL	2:37:11	Klavdiya AFANASYEVA	RUS	27	Saransk (RUS)	20 May 2023
Area Record AR						
National Record NR						
Personal Best PB						
Season Best SB						

24 August 2023 07:00 START TIME
10:25 END TIME
22° C TEMPERATURE
81 % HUMIDITY
28° C
60 %

PLACE	BIB	NAME	COUNTRY	DATE OF BIRTH	RESULT	RECORDS	RED CARDS
1	127	María PÉREZ	ESP	29 Apr 96	2:38:40	CR	>
2	163	Kimberly GARCÍA LEÓN	PER	19 Oct 93	2:40:52		+ 2:12 >
3	135	Antigoni NTRISMPIOTI	GRE	21 Mar 84	2:43:22	SB	+ 4:42 ~
4	106	Viviane LYRA	BRA	29 Jul 93	2:44:40	NR	+ 6:00
5	126	Cristina MONTESINOS	ESP	12 Jul 94	2:45:32	PB	+ 6:52
6	164	Evelyn INGA	PER	16 Apr 98	2:46:18	PB	+ 7:38
7	151	Serena SONODA	JPN	10 Sep 96	2:46:32		+ 7:52
8	165	Olga CHOJECKA	POL	30 Jun 97	2:46:48	PB	+ 8:08 ~
9	119	Magaly BONILLA	ECU	8 Feb 92	2:47:09		+ 8:29
10	117	Tereza ĎURDIAKOVÁ	CZE	20 Feb 91	2:49:06	NR	+ 10:26
11	109	Xueying BAI	CHN	26 Apr 00	2:49:34		+ 10:54
12	159	Alejandra ORTEGA	MEX	8 Jul 94	2:50:44	NR	+ 12:04
13	125	Raquel GONZÁLEZ	ESP	16 Nov 89	2:51:53		+ 13:13
14	148	Masumi FUCHISE	JPN	2 Sep 86	2:52:57	PB	+ 14:17 >
15	143	Federica CURIAZZI	ITA	14 Aug 92	2:53:27		+ 14:47
16	138	Viktória MADARÁSZ	HUN	12 May 85	2:53:30	SB	+ 14:50
17	122	Johana ORDÓÑEZ	ECU	12 Dec 87	2:54:58	SB	+ 16:18
18	166	Agnieszka ELLWARD	POL	26 Mar 89	2:56:51	PB	+ 18:11
19	147	Sara VITIELLO	ITA	6 Aug 96	2:57:00		+ 18:20
20	181	Vasylyna SYDORCHUK	UKR	30 Apr 90	2:57:24	PZ210	+ 18:44 > > >
21	102	Allanah PITCHER	AUS	19 Sep 03	2:57:55		+ 19:15 >
22	140	Rita RÉCSEI	HUN	30 Jan 96	2:59:37		+ 20:57
23	116	Anabelly ORJUELA	COL	24 Jul 88	2:59:58	SB	+ 21:18 ~
24	185	Maria MICHTA-COFFEY	USA	23 Jun 86	3:01:22		+ 22:42
25	176	Mária KATERINKA CZAKOVÁ	SVK	2 Oct 88	3:01:53	PB	+ 23:13
26	134	Kyriaki FILTISAKOU	GRE	14 Aug 00	3:02:16		+ 23:36
27	142	Nicole COLOMBI	ITA	29 Dec 95	3:02:29	PZ210	+ 23:49 > > >
28	174	Hana BURZALOVÁ	SVK	3 Nov 00	3:02:47	SB	+ 24:07
29	131	Bianca Maria DITTRICH	GER	6 Jul 93	3:03:05		+ 24:25
30	158	Ilse GUERRERO	MEX	24 Mar 93	3:03:41	SB	+ 25:01
31	175	Ema HAČUNDOVÁ	SVK	5 Mar 99	3:05:43		+ 27:03
32	120	Karla JARAMILLO	ECU	21 Jan 97	3:05:55		+ 27:15
33	156	Austėja KAVALIAUSKAITĖ	LTU	25 May 00	3:08:11		+ 29:31 >
34	182	Alina TSVILII	UKR	18 Sep 94	3:09:23		+ 30:43 >
35	184	Miranda MELVILLE	USA	20 Mar 89	3:09:41	PZ210	+ 31:01 > > >
36	107	Elianay PEREIRA	BRA	11 May 84	3:16:11	SB	+ 37:31
	172	Mihaela ACATRINEI	ROU	26 Feb 95	DNF		
	133	Olga FIASKA	GRE	9 Nov 01	DNF		> >
	169	Inês HENRIQUES	POR	1 May 80	DNF		
	110	Maocuo LI	CHN	20 Oct 92	DNF		
	113	Shijie QIEYANG	CHN	11 Nov 90	DNF		
	173	Ana Veronica RODEAN	ROU	23 Jun 84	DNF		
	108	Erica SENA	BRA	3 May 85	DNF		>

RESULTS
35 Kilometres Race Walk Women

154	Galina YAKUSHEVA	KAZ	14 Jul 88	DNF	
183	Stephanie CASEY	USA	1 Aug 83	DQ TR54.7.5	> > > >
167	Katarzyna ZDZIEBŁO	POL	28 Nov 96	DQ TR54.7.5	~ ~ ~ >
100	Rebecca HENDERSON	AUS	4 Jul 01	DNS	

NOTE WA Rule PZ210 - 210sec Penalty Zone
WA Rule TR54.7.5 - Fourth red card (when Penalty Zone used)

INTERMEDIATE TIMES

1 KM	4:53	Kimberly GARCÍA LEÓN	2 KM	9:32	Viviane LYRA
3 KM	14:18	Katarzyna ZDZIEBŁO	4 KM	18:57	Katarzyna ZDZIEBŁO
5 KM	23:39	Katarzyna ZDZIEBŁO	6 KM	28:14	Katarzyna ZDZIEBŁO
7 KM	32:54	Shijie QIEYANG	8 KM	37:32	Kimberly GARCÍA LEÓN
9 KM	42:10	Katarzyna ZDZIEBŁO	10 KM	46:44	Shijie QIEYANG
11 KM	51:20	Katarzyna ZDZIEBŁO	12 KM	55:52	Katarzyna ZDZIEBŁO
13 KM	1:00:29	Katarzyna ZDZIEBŁO	14 KM	1:05:02	Katarzyna ZDZIEBŁO
15 KM	1:09:41	Shijie QIEYANG	16 KM	1:14:19	Katarzyna ZDZIEBŁO
17 KM	1:18:57	Katarzyna ZDZIEBŁO	18 KM	1:23:33	Katarzyna ZDZIEBŁO
19 KM	1:28:09	Katarzyna ZDZIEBŁO	20 KM	1:32:41	María PÉREZ
21 KM	1:37:13	María PÉREZ	22 KM	1:41:39	María PÉREZ
23 KM	1:46:04	María PÉREZ	24 KM	1:50:19	María PÉREZ
25 KM	1:54:42	María PÉREZ	26 KM	1:58:57	María PÉREZ
27 KM	2:03:15	María PÉREZ	28 KM	2:07:28	María PÉREZ
29 KM	2:11:46	María PÉREZ	30 KM	2:16:01	María PÉREZ
31 KM	2:20:25	María PÉREZ	32 KM	2:24:51	María PÉREZ
33 KM	2:29:28	María PÉREZ	34 KM	2:33:52	María PÉREZ

ALL-TIME OUTDOOR TOP LIST

RESULT	NAME	VENUE	DATE
2:37:11	Klavdiya AFANASYEVA (RUS)	Saransk (RUS)	20 May 23
2:37:15	María PÉREZ (ESP)	Podebrady (CZE)	21 May 23
2:37:44	Kimberly GARCÍA LEÓN (PER)	Dudince (SVK)	25 Mar 23
2:37:46	Marqarita NIKIFOROVA (RUS)	Chelyabinsk (RUS)	27 Aug 22
2:38:42	Hong LIU (CHN)	Wajima (JPN)	16 Apr 23
2:39:51	Darya GOLUBECHKOVA (ANA)	Voronovo (RUS)	5 Sep 21
2:40:03	Katarzyna ZDZIEBŁO (POL)	Eugene, OR (USA)	22 Jul 22
2:40:37	Shijie QIEYANG (CHN)	Eugene, OR (USA)	22 Jul 22
2:40:59	Xueying BAI (CHN)	Huangshan (CHN)	4 Mar 23
2:41:00	Li MA (CHN)	Xi'an (CHN)	24 Sep 22

2023 OUTDOOR TOP LIST

RESULT	NAME	VENUE	2023
2:37:11	Klavdiya AFANASYEVA (RUS)	Saransk (RUS)	20 May
2:37:15	María PÉREZ (ESP)	Podebrady (CZE)	21 May
2:37:44	Kimberly GARCÍA LEÓN (PER)	Dudince (SVK)	25 Mar
2:38:42	Hong LIU (CHN)	Wajima (JPN)	16 Apr
2:40:59	Xueying BAI (CHN)	Huangshan (CHN)	4 Mar
2:41:59	Shijie QIEYANG (CHN)	Huangshan (CHN)	4 Mar
2:42:39	Maocuo LI (CHN)	Huangshan (CHN)	4 Mar
2:42:52	Lamei YIN (CHN)	Huangshan (CHN)	4 Mar
2:43:22	Antiqoni NTRISMPIOTI (GRE)	Budapest	24 Aug
2:44:11	Kumiko OKADA (JPN)	Wajima (JPN)	16 Apr

RACE ANALYSIS



35 Kilometres Race Walk Women - Final

24 August 2023 07:00 START TIME 22° C 81 %
TEMPERATURE HUMIDITY
10:25 END TIME 28° C 60 %

1	1 KM	2	2 KM	3	3 KM	4	4 KM	5	5 KM	6	6 KM	7	7 KM	8	8 KM	9	9 KM	10	10 KM
11	11 KM	12	12 KM	13	13 KM	14	14 KM	15	15 KM	16	16 KM	17	17 KM	18	18 KM	19	19 KM	20	20 KM
21	21 KM	22	22 KM	23	23 KM	24	24 KM	25	25 KM	26	26 KM	27	27 KM	28	28 KM	29	29 KM	30	30 KM
31	31 KM	32	32 KM	33	33 KM	34	34 KM												

1	127	María PÉREZ															ESP	29 Apr 96	2:38:40	CR
1	4:53	2	4:40	3	4:45	4	4:39	5	4:42	6	4:36	7	4:40	8	4:38	9	4:38	10	4:33	
	4:53 (2)		9:33 (3)		14:18 (2)		18:57 (5)		23:39 (4)		28:15 (3)		32:55 (3)		37:33 (4)		42:11 (3)		46:44 (2)	
11	4:36	12	4:34	13	4:36	14	4:33	15	4:38	16	4:39	17	4:38	18	4:37	19	4:37	20	4:29	
	51:20 (3)		55:54 (5)		1:00:30 (4)		1:05:03 (4)		1:09:41 (3)		1:14:20 (4)		1:18:58 (4)		1:23:35 (4)		1:28:12 (2)		1:32:41 (1)	
21	4:32	22	4:26	23	4:25	24	4:15	25	4:23	26	4:15	27	4:18	28	4:13	29	4:18	30	4:15	
	1:37:13 (1)		1:41:39 (1)		1:46:04 (1)		1:50:19 (1)		1:54:42 (1)		1:58:57 (1)		2:03:15 (1)		2:07:28 (1)		2:11:46 (1)		2:16:01 (1)	
31	4:24	32	4:26	33	4:37	34	4:24		4:48											
	2:20:25 (1)		2:24:51 (1)		2:29:28 (1)		2:33:52 (1)													

2	163	Kimberly GARCÍA LEÓN															PER	19 Oct 93	2:40:52	
1	4:53	2	4:40	3	4:45	4	4:39	5	4:42	6	4:36	7	4:40	8	4:37	9	4:39	10	4:35	
	4:53 (1)		9:33 (2)		14:18 (5)		18:57 (3)		23:39 (5)		28:15 (4)		32:55 (2)		37:32 (1)		42:11 (4)		46:46 (5)	
11	4:34	12	4:33	13	4:37	14	4:34	15	4:38	16	4:39	17	4:37	18	4:38	19	4:37	20	4:31	
	51:20 (4)		55:53 (4)		1:00:30 (5)		1:05:04 (5)		1:09:42 (5)		1:14:21 (5)		1:18:58 (5)		1:23:36 (5)		1:28:13 (5)		1:32:44 (2)	
21	4:30	22	4:29	23	4:28	24	4:28	25	4:27	26	4:32	27	4:35	28	4:31	29	4:29	30	4:33	
	1:37:14 (2)		1:41:43 (2)		1:46:11 (2)		1:50:39 (2)		1:55:06 (2)		1:59:38 (2)		2:04:13 (2)		2:08:44 (2)		2:13:13 (2)		2:17:46 (2)	
31	4:36	32	4:32	33	4:34	34	4:42		4:42											
	2:22:22 (2)		2:26:54 (2)		2:31:28 (2)		2:36:10 (2)													

3	135	Antigoni NTRISPIOTI															GRE	21 Mar 84	2:43:22	SB
1	4:53	2	4:40	3	4:45	4	4:39	5	4:42	6	4:36	7	4:40	8	4:38	9	4:38	10	4:34	
	4:53 (5)		9:33 (5)		14:18 (6)		18:57 (6)		23:39 (7)		28:15 (5)		32:55 (4)		37:33 (6)		42:11 (5)		46:45 (4)	
11	4:36	12	4:32	13	4:36	14	4:34	15	4:38	16	4:39	17	4:38	18	4:36	19	4:39	20	4:34	
	51:21 (5)		55:53 (3)		1:00:29 (3)		1:05:03 (3)		1:09:41 (4)		1:14:20 (3)		1:18:58 (3)		1:23:34 (3)		1:28:13 (4)		1:32:47 (4)	
21	4:35	22	4:32	23	4:36	24	4:36	25	4:35	26	4:34	27	4:38	28	4:39	29	4:44	30	4:46	
	1:37:22 (4)		1:41:54 (3)		1:46:30 (4)		1:51:06 (3)		1:55:41 (3)		2:00:15 (3)		2:04:53 (3)		2:09:32 (3)		2:14:16 (3)		2:19:02 (3)	
31	4:49	32	4:50	33	4:55	34	4:50		4:56											
	2:23:51 (3)		2:28:41 (3)		2:33:36 (3)		2:38:26 (3)													

4	106	Viviane LYRA															BRA	29 Jul 93	2:44:40	NR
1	4:53	2	4:39	3	4:46	4	4:39	5	4:42	6	4:37	7	4:40	8	4:37	9	4:41	10	4:36	
	4:53 (3)		9:32 (1)		14:18 (4)		18:57 (4)		23:39 (3)		28:16 (6)		32:56 (6)		37:33 (5)		42:14 (7)		46:50 (7)	
11	4:44	12	4:38	13	4:44	14	4:39	15	4:42	16	4:40	17	4:39	18	4:39	19	4:41	20	4:37	
	51:34 (7)		56:12 (7)		1:00:56 (7)		1:05:35 (7)		1:10:17 (6)		1:14:57 (6)		1:19:36 (6)		1:24:15 (7)		1:28:56 (7)		1:33:33 (6)	
21	4:42	22	4:39	23	4:44	24	4:42	25	4:46	26	4:40	27	4:41	28	4:40	29	4:44	30	4:45	
	1:38:15 (6)		1:42:54 (6)		1:47:38 (6)		1:52:20 (6)		1:57:06 (5)		2:01:46 (5)		2:06:27 (4)		2:11:07 (4)		2:15:51 (4)		2:20:36 (4)	
31	4:48	32	4:47	33	4:52	34	4:48		4:49											
	2:25:24 (4)		2:30:11 (4)		2:35:03 (4)		2:39:51 (4)													

5	126	Cristina MONTESINOS															ESP	12 Jul 94	2:45:32	PB
1	4:55	2	4:43	3	4:46	4	4:50	5	4:54	6	4:46	7	4:46	8	4:50	9	4:51	10	4:48	
	4:55 (15)		9:38 (14)		14:24 (11)		19:14 (13)		24:08 (12)		28:54 (13)		33:40 (13)		38:30 (12)		43:21 (9)		48:09 (10)	
11	4:45	12	4:43	13	4:44	14	4:43	15	4:42	16	4:44	17	4:39	18	4:41	19	4:42	20	4:41	
	52:54 (9)		57:37 (9)		1:02:21 (10)		1:07:04 (12)		1:11:46 (10)		1:16:30 (10)		1:21:09 (9)		1:25:50 (9)		1:30:32 (9)		1:35:13 (9)	
21	4:39	22	4:36	23	4:38	24	4:35	25	4:44	26	4:43	27	4:44	28	4:42	29	4:41	30	4:39	
	1:39:52 (8)		1:44:28 (8)		1:49:06 (8)		1:53:41 (8)		1:58:25 (7)		2:03:08 (7)		2:07:52 (7)		2:12:34 (6)		2:17:15 (6)		2:21:54 (5)	
31	4:44	32	4:42	33	4:44	34	4:45		4:43											
	2:26:38 (5)		2:31:20 (5)		2:36:04 (5)		2:40:49 (5)													

6	164	Evelyn INGA															PER	16 Apr 98	2:46:18	PB
1	4:55	2	4:44	3	4:46	4	4:51	5	4:53	6	4:47	7	4:44	8	4:51	9	4:51	10	4:51	
	4:55 (20)		9:39 (18)		14:25 (18)		19:16 (18)		24:09 (20)		28:56 (16)		33:40 (14)		38:31 (16)		43:22 (18)		48:13 (19)	
11	4:42	12	4:44	13	4:43	14	4:42	15	4:42	16	4:45	17	4:39	18	4:43	19	4:41	20	4:39	
	52:55 (17)		57:39 (15)		1:02:22 (14)		1:07:04 (14)		1:11:46 (12)		1:16:31 (14)		1:21:10 (13)		1:25:53 (12)		1:30:34 (12)		1:35:13 (11)	
21	4:50	22	4:45	23	4:49	24	4:50	25	4:56	26	4:45	27	4:45	28	4:44	29	4:46	30	4:42	
	1:40:03 (10)		1:44:48 (11)		1:49:37 (11)		1:54:27 (11)		1:59:23 (11)		2:04:08 (11)		2:08:53 (10)		2:13:37 (9)		2:18:23 (8)		2:23:05 (8)	
31	4:42	32	4:41	33	4:43	34	4:38		4:29											
	2:27:47 (8)		2:32:28 (8)		2:37:11 (7)		2:41:49 (7)													

RACE ANALYSIS
35 Kilometres Race Walk Women

7 151 Serena SONODA JPN 10 Sep 96 **2:46:32**

1	4:54	2	4:40	3	4:44	4	4:40	5	4:41	6	4:37	7	4:40	8	4:38	9	4:38	10	4:38	
	4:54 (8)		9:34 (7)		14:18 (7)		18:58 (7)		23:39 (6)		28:16 (7)		32:56 (7)		37:34 (7)		42:12 (6)		46:50 (6)	
11	4:43	12	4:39	13	4:44	14	4:39	15	4:42	16	4:40	17	4:40	18	4:35	19	4:43	20	4:38	
	51:33 (6)		56:12 (6)		1:00:56 (6)		1:05:35 (6)		1:10:17 (7)		1:14:57 (7)		1:19:37 (7)		1:24:12 (6)		1:28:55 (6)		1:33:33 (7)	
21	4:44	22	4:47	23	4:48	24	4:44	25	4:55	26	4:52	27	4:54	28	4:51	29	4:56	30	4:51	
	1:38:17 (7)		1:43:04 (7)		1:47:52 (7)		1:52:36 (7)		1:57:31 (6)		2:02:23 (6)		2:07:17 (6)		2:12:08 (5)		2:17:04 (5)		2:21:55 (6)	
31	4:57	32	4:56	33	5:05	34	4:53		4:46											
	2:26:52 (6)		2:31:48 (6)		2:36:53 (6)		2:41:46 (6)													

8 165 Olga CHOJECKA POL 30 Jun 97 **2:46:48** PB

1	4:55	2	4:43	3	4:47	4	4:49	5	4:54	6	4:49	7	4:46	8	4:48	9	4:51	10	4:49	
	4:55 (17)		9:38 (15)		14:25 (14)		19:14 (12)		24:08 (16)		28:57 (18)		33:43 (18)		38:31 (14)		43:22 (16)		48:11 (15)	
11	4:45	12	4:43	13	4:44	14	4:43	15	4:44	16	4:40	17	4:45	18	4:42	19	4:43	20	4:43	
	52:56 (19)		57:39 (17)		1:02:23 (18)		1:07:06 (17)		1:11:50 (16)		1:16:30 (12)		1:21:15 (15)		1:25:57 (14)		1:30:40 (14)		1:35:23 (14)	
21	4:42	22	4:36	23	4:41	24	4:46	25	4:52	26	4:44	27	4:50	28	4:43	29	4:48	30	4:45	
	1:40:05 (13)		1:44:41 (9)		1:49:22 (9)		1:54:08 (9)		1:59:00 (8)		2:03:44 (8)		2:08:34 (8)		2:13:17 (7)		2:18:05 (7)		2:22:50 (7)	
31	4:49	32	4:46	33	4:51	34	4:46		4:46											
	2:27:39 (7)		2:32:25 (7)		2:37:16 (8)		2:42:02 (8)													

9 119 Magaly BONILLA ECU 8 Feb 92 **2:47:09**

1	4:54	2	4:44	3	4:47	4	4:50	5	4:53	6	4:46	7	4:45	8	4:51	9	4:51	10	4:50	
	4:54 (12)		9:38 (13)		14:25 (17)		19:15 (14)		24:08 (13)		28:54 (12)		33:39 (11)		38:30 (10)		43:21 (11)		48:11 (14)	
11	4:44	12	4:43	13	4:44	14	4:43	15	4:41	16	4:45	17	4:42	18	4:47	19	4:48	20	4:45	
	52:55 (12)		57:38 (12)		1:02:22 (13)		1:07:05 (15)		1:11:46 (13)		1:16:31 (15)		1:21:13 (14)		1:26:00 (15)		1:30:48 (15)		1:35:33 (15)	
21	4:48	22	4:46	23	4:50	24	4:42	25	4:44	26	4:45	27	4:47	28	4:47	29	4:50	30	4:43	
	1:40:21 (15)		1:45:07 (15)		1:49:57 (14)		1:54:39 (13)		1:59:23 (13)		2:04:08 (10)		2:08:55 (11)		2:13:42 (10)		2:18:32 (10)		2:23:15 (9)	
31	4:51	32	4:46	33	4:49	34	4:46		4:46											
	2:28:06 (9)		2:32:52 (9)		2:37:41 (9)		2:42:27 (9)													

10 117 Tereza ĐURDIAKOVÁ CZE 20 Feb 91 **2:49:06** NR

1	4:55	2	4:44	3	4:46	4	4:51	5	4:52	6	4:47	7	4:45	8	4:52	9	4:49	10	4:49	
	4:55 (16)		9:39 (17)		14:25 (16)		19:16 (19)		24:08 (15)		28:55 (14)		33:40 (15)		38:32 (17)		43:21 (15)		48:10 (13)	
11	4:45	12	4:44	13	4:42	14	4:43	15	4:43	16	4:44	17	4:39	18	4:43	19	4:41	20	4:40	
	52:55 (13)		57:39 (14)		1:02:21 (9)		1:07:04 (13)		1:11:47 (14)		1:16:31 (13)		1:21:10 (11)		1:25:53 (13)		1:30:34 (13)		1:35:14 (13)	
21	4:48	22	4:46	23	4:49	24	4:51	25	4:55	26	4:51	27	4:56	28	4:56	29	5:02	30	4:59	
	1:40:02 (9)		1:44:48 (12)		1:49:37 (12)		1:54:28 (12)		1:59:23 (12)		2:04:14 (13)		2:09:10 (12)		2:14:06 (12)		2:19:08 (12)		2:24:07 (12)	
31	5:03	32	5:02	33	5:04	34	5:02		4:48											
	2:29:10 (11)		2:34:12 (10)		2:39:16 (10)		2:44:18 (10)													

11 109 Xueying BAI CHN 26 Apr 00 **2:49:34**

1	4:54	2	4:44	3	4:46	4	4:50	5	4:54	6	4:45	7	4:46	8	4:51	9	4:51	10	4:48	
	4:54 (11)		9:38 (11)		14:24 (10)		19:14 (11)		24:08 (10)		28:53 (10)		33:39 (9)		38:30 (11)		43:21 (12)		48:09 (11)	
11	4:45	12	4:43	13	4:44	14	4:42	15	4:43	16	4:44	17	4:40	18	4:42	19	4:42	20	4:40	
	52:54 (11)		57:37 (10)		1:02:21 (12)		1:07:03 (11)		1:11:46 (11)		1:16:30 (11)		1:21:10 (12)		1:25:52 (11)		1:30:34 (11)		1:35:14 (12)	
21	4:49	22	4:45	23	4:49	24	4:50	25	4:56	26	4:50	27	4:57	28	4:56	29	5:01	30	5:00	
	1:40:03 (12)		1:44:48 (10)		1:49:37 (10)		1:54:27 (10)		1:59:23 (10)		2:04:13 (12)		2:09:10 (13)		2:14:06 (11)		2:19:07 (11)		2:24:07 (11)	
31	5:03	32	5:05	33	5:09	34	5:08		5:02											
	2:29:10 (10)		2:34:15 (11)		2:39:24 (11)		2:44:32 (11)													

12 159 Alejandra ORTEGA MEX 8 Jul 94 **2:50:44** NR

1	4:59	2	4:46	3	4:53	4	4:51	5	4:57	6	4:41	7	4:53	8	4:53	9	4:52	10	4:47	
	4:59 (24)		9:45 (24)		14:38 (22)		19:29 (22)		24:26 (23)		29:07 (22)		34:00 (22)		38:53 (22)		43:45 (23)		48:32 (22)	
11	4:54	12	4:48	13	4:48	14	4:44	15	4:45	16	4:45	17	4:49	18	4:48	19	4:47	20	4:45	
	53:26 (22)		58:14 (22)		1:03:02 (22)		1:07:46 (20)		1:12:31 (19)		1:17:16 (19)		1:22:05 (18)		1:26:53 (18)		1:31:40 (18)		1:36:25 (17)	
21	4:49	22	4:47	23	4:50	24	4:51	25	4:50	26	4:52	27	4:54	28	4:57	29	5:09	30	5:12	
	1:41:14 (17)		1:46:01 (17)		1:50:51 (16)		1:55:42 (16)		2:00:32 (16)		2:05:24 (16)		2:10:18 (15)		2:15:15 (15)		2:20:24 (14)		2:25:36 (14)	
31	5:07	32	5:04	33	5:13	34	4:59		4:45											
	2:30:43 (13)		2:35:47 (12)		2:41:00 (12)		2:45:59 (12)													

13 125 Raquel GONZÁLEZ ESP 16 Nov 89 **2:51:53**

1	4:55	2	4:43	3	4:47	4	4:49	5	4:54	6	4:46	7	4:45	8	4:51	9	4:51	10	4:48	
	4:55 (13)		9:38 (12)		14:25 (15)		19:14 (9)		24:08 (11)		28:54 (11)		33:39 (12)		38:30 (9)		43:21 (10)		48:09 (9)	
11	4:45	12	4:43	13	4:44	14	4:42	15	4:42	16	4:44	17	4:41	18	4:42	19	4:42	20	4:39	
	52:54 (10)		57:37 (11)		1:02:21 (11)		1:07:03 (10)		1:11:45 (9)		1:16:29 (9)		1:21:10 (10)		1:25:52 (10)		1:30:34 (10)		1:35:13 (10)	
21	4:50	22	4:48	23	5:01	24	4:58	25	5:02	26	4:54	27	5:05	28	5:02	29	5:11	30	5:07	
	1:40:03 (11)		1:44:51 (13)		1:49:52 (13)		1:54:50 (14)		1:59:52 (14)		2:04:46 (14)		2:09:51 (14)		2:14:53 (14)		2:20:04 (13)		2:25:11 (13)	
31	5:22	32	5:21	33	5:26	34	5:27		5:06											
	2:30:33 (12)		2:35:54 (13)		2:41:20 (13)		2:46:47 (13)													

RACE ANALYSIS
35 Kilometres Race Walk Women

14 148 Masumi FUCHISE										JPN 2 Sep 86										2:52:57	PB																		
1	4:56	2	4:44	3	4:46	4	4:50	5	4:52	6	4:48	7	4:48	8	4:49	9	4:49	10	4:50	11	4:56	12	4:44	13	4:44	14	4:50	15	4:52	16	4:48	17	4:48	18	4:49	19	4:49	20	4:50
	4:56 (21)		9:40 (19)		14:26 (19)		19:16 (17)		24:08 (14)		28:56 (17)		33:44 (20)		38:33 (20)		43:22 (19)		48:12 (18)		52:55 (14)		57:39 (18)		1:02:23 (17)		1:07:05 (16)		1:11:49 (15)		1:16:32 (16)		1:21:20 (16)		1:26:08 (16)		1:31:02 (16)		1:35:55 (16)
21	5:01	22	4:56	23	5:05	24	5:00	25	5:00	26	5:03	27	5:07	28	5:07	29	5:04	30	5:11	31	5:12	32	5:12	33	5:19	34	5:16		5:15										
	1:40:56 (16)		1:45:52 (16)		1:50:57 (17)		1:55:57 (17)		2:01:01 (17)		2:06:04 (17)		2:11:11 (17)		2:16:18 (17)		2:21:32 (16)		2:26:43 (16)		2:31:55 (14)		2:37:07 (14)		2:42:26 (14)		2:47:42 (14)												

15 143 Federica CURIAZZI										ITA 14 Aug 92										2:53:27																			
1	4:59	2	4:47	3	4:53	4	4:51	5	4:55	6	4:42	7	4:53	8	4:54	9	4:52	10	4:46	11	4:54	12	4:50	13	4:51	14	4:54	15	4:54	16	4:52	17	4:53	18	4:55	19	4:57	20	4:54
	4:59 (23)		9:46 (25)		14:39 (24)		19:30 (23)		24:25 (22)		29:07 (23)		34:00 (23)		38:54 (23)		43:46 (24)		48:32 (24)		53:26 (24)		58:16 (24)		1:03:07 (23)		1:08:01 (23)		1:12:55 (23)		1:17:47 (21)		1:22:40 (20)		1:27:35 (20)		1:32:32 (19)		1:37:26 (19)
21	4:56	22	4:59	23	5:03	24	5:06	25	5:12	26	5:09	27	5:15	28	5:17	29	5:15	30	5:18	31	5:16	32	5:12	33	4:47	34	4:55		4:21										
	1:42:22 (19)		1:47:21 (19)		1:52:24 (19)		1:57:30 (19)		2:02:42 (19)		2:07:51 (19)		2:13:06 (19)		2:18:23 (19)		2:23:38 (18)		2:28:56 (18)		2:34:12 (18)		2:39:24 (18)		2:44:11 (17)		2:49:06 (17)												

16 138 Viktória MADARÁSZ										HUN 12 May 85										2:53:30	SB																		
1	5:02	2	4:56	3	5:03	4	5:00	5	5:03	6	4:58	7	5:05	8	4:57	9	5:02	10	4:59	11	5:03	12	4:58	13	5:00	14	4:56	15	4:59	16	4:56	17	5:03	18	4:56	19	5:01	20	4:54
	5:02 (29)		9:58 (30)		15:01 (29)		20:01 (31)		25:04 (31)		30:02 (30)		35:07 (31)		40:04 (30)		45:06 (31)		50:05 (29)		55:08 (27)		1:00:06 (28)		1:05:06 (25)		1:10:02 (25)		1:15:01 (25)		1:19:57 (25)		1:25:00 (24)		1:29:56 (24)		1:34:57 (24)		1:39:51 (24)
21	4:58	22	4:53	23	5:02	24	4:53	25	4:56	26	4:52	27	4:54	28	4:52	29	4:57	30	4:51	31	4:56	32	4:52	33	4:57	34	4:57		4:49										
	1:44:49 (23)		1:49:42 (23)		1:54:44 (22)		1:59:37 (22)		2:04:33 (22)		2:09:25 (21)		2:14:19 (21)		2:19:11 (20)		2:24:08 (19)		2:28:59 (19)		2:33:55 (16)		2:38:47 (16)		2:43:44 (16)		2:48:41 (16)												

17 122 Johana ORDÓÑEZ										ECU 12 Dec 87										2:54:58	SB																		
1	4:55	2	4:44	3	4:46	4	4:50	5	4:54	6	4:48	7	4:45	8	4:50	9	4:50	10	4:50	11	4:43	12	4:43	13	4:44	14	4:44	15	4:56	16	5:00	17	5:12	18	5:08	19	5:10	20	4:55
	4:55 (14)		9:39 (16)		14:25 (13)		19:15 (16)		24:09 (18)		28:57 (19)		33:42 (17)		38:32 (19)		43:22 (20)		48:12 (17)		52:55 (18)		57:38 (13)		1:02:22 (16)		1:07:06 (18)		1:12:02 (18)		1:17:02 (18)		1:22:14 (19)		1:27:22 (19)		1:32:32 (20)		1:37:27 (20)
21	4:55	22	4:56	23	4:56	24	5:00	25	5:19	26	5:12	27	5:13	28	5:09	29	5:16	30	5:20	31	5:12	32	5:07	33	5:34	34	5:18		5:04										
	1:42:22 (20)		1:47:18 (18)		1:52:14 (18)		1:57:14 (18)		2:02:33 (22)		2:07:45 (18)		2:12:58 (18)		2:18:07 (18)		2:23:23 (17)		2:28:43 (17)		2:33:55 (17)		2:39:02 (17)		2:44:36 (18)		2:49:54 (18)												

18 166 Agnieszka ELLWARD										POL 26 Mar 89										2:56:51	PB																		
1	5:08	2	5:00	3	5:08	4	5:05	5	5:08	6	5:05	7	5:10	8	5:07	9	5:08	10	5:07	11	5:11	12	5:02	13	5:08	14	5:03	15	5:06	16	5:05	17	5:03	18	4:53	19	4:54	20	4:53
	5:08 (36)		10:08 (37)		15:16 (37)		20:21 (37)		25:29 (36)		30:34 (36)		35:44 (35)		40:51 (35)		45:59 (36)		51:06 (34)		56:17 (34)		1:01:19 (32)		1:06:27 (33)		1:11:30 (31)		1:16:36 (30)		1:21:41 (30)		1:26:44 (28)		1:31:37 (28)		1:36:31 (27)		1:41:24 (26)
21	4:58	22	4:54	23	4:58	24	4:55	25	5:03	26	4:56	27	5:00	28	4:59	29	5:10	30	5:04	31	5:08	32	5:04	33	5:07	34	5:06		5:05										
	1:46:22 (25)		1:51:16 (24)		1:56:14 (24)		2:01:09 (24)		2:06:12 (24)		2:11:08 (24)		2:16:08 (24)		2:21:07 (23)		2:26:17 (22)		2:31:21 (22)		2:36:29 (20)		2:41:33 (19)		2:46:40 (19)		2:51:46 (19)												

19 147 Sara VITIELLO										ITA 6 Aug 96										2:57:00																			
1	5:02	2	4:57	3	5:02	4	4:59	5	5:04	6	4:59	7	5:04	8	4:58	9	5:01	10	4:59	11	5:03	12	4:56	13	5:02	14	4:56	15	4:59	16	4:57	17	5:03	18	4:57	19	4:59	20	4:50
	5:02 (31)		9:59 (31)		15:01 (30)		20:00 (30)		25:04 (30)		30:03 (31)		35:07 (30)		40:05 (31)		45:06 (30)		50:05 (28)		55:08 (29)		1:00:04 (26)		1:05:06 (26)		1:10:02 (26)		1:15:01 (26)		1:19:58 (26)		1:25:01 (25)		1:29:58 (25)		1:34:57 (25)		1:39:47 (23)
21	4:58	22	4:57	23	5:09	24	5:11	25	5:19	26	5:09	27	5:12	28	5:09	29	5:17	30	5:12	31	5:15	32	5:11	33	5:12	34	5:05		4:57										
	1:44:45 (22)		1:49:42 (22)		1:54:51 (23)		2:00:02 (23)		2:05:21 (23)		2:10:30 (23)		2:15:42 (22)		2:20:51 (22)		2:26:08 (21)		2:31:20 (21)		2:36:35 (21)		2:41:46 (20)		2:46:58 (20)		2:52:03 (20)												

20 181 Vasylyna SYDORCHUK										UKR 30 Apr 90										2:57:24	PZ210	>>>																	
1	4:54	2	4:40	3	4:45	4	4:40	5	4:41	6	4:44	7	4:47	8	4:47	9	4:49	10	4:42	11	4:45	12	4:39	13	4:44	14	4:41	15	4:47	16	4:46	17	4:48	18	4:49	19	4:50	20	4:52
	4:54 (10)		9:34 (8)		14:19 (8)		18:59 (8)		23:40 (8)		28:24 (8)		33:11 (8)		37:58 (8)		42:47 (8)		47:29 (8)		52:14 (8)		56:53 (8)		1:01:37 (8)		1:06:18 (8)		1:11:05 (8)		1:15:51 (8)		1:20:39 (8)		1:25:28 (8)		1:30:18 (8)		1:35:10 (8)
21	4:55	22	4:56	23	5:04	24	4:57	25	5:08	26	5:09	27	5:14	28	5:07	29	5:22	30	5:25	31	5:35	32	5:26	33	5:34	34	5:30		8:52										
	1:40:05 (14)		1:45:01 (14)		1:50:05 (15)		1:55:02 (15)		2:00:10 (15)		2:05:19 (15)		2:10:33 (16)		2:15:40 (16)		2:21:02 (15)		2:26:27 (15)		2:32:02 (15)		2:37:28 (15)		2:43:02 (15)		2:48:32 (15)												

RACE ANALYSIS
35 Kilometres Race Walk Women

28 174 Hana BURZALOVÁ										SVK 3 Nov 00										3:02:47	SB																																																																																	
1	5:08	2	5:02	3	5:08	4	5:07	5	5:11	6	5:10	7	5:13	8	5:09	9	5:09	10	5:08	11	5:12	12	5:11	13	5:17	14	5:13	15	5:17	16	5:15	17	5:17	18	5:13	19	5:18	20	5:18	21	5:21	22	5:12	23	5:22	24	5:17	25	5:24	26	5:23	27	5:26	28	5:28	29	5:23	30	5:18	31	5:16	32	5:12	33	5:05	34	4:57		4:47												2:42:46 (30)	2:47:58 (30)	2:53:03 (30)	2:58:00 (30)																		

29 131 Bianca Maria DITTRICH										GER 6 Jul 93										3:03:05																																																																																		
1	5:08	2	4:59	3	5:09	4	5:04	5	5:05	6	5:09	7	5:06	8	5:11	9	5:04	10	5:11	11	5:11	12	5:05	13	5:06	14	5:07	15	5:09	16	5:09	17	5:11	18	5:15	19	5:11	20	5:20	21	5:24	22	5:23	23	5:18	24	5:23	25	5:17	26	5:15	27	5:15	28	5:22	29	5:21	30	5:22	31	5:25	32	5:30	33	5:27	34	5:28		5:05												2:41:35 (29)	2:47:05 (29)	2:52:32 (29)	2:58:00 (29)																		

30 158 Ilse GUERRERO										MEX 24 Mar 93										3:03:41	SB																																																																																	
1	4:55	2	4:46	3	4:51	4	4:52	5	4:45	6	4:48	7	4:47	8	4:47	9	4:51	10	4:48	11	4:45	12	4:44	13	4:43	14	4:41	15	4:51	16	4:50	17	4:52	18	4:59	19	5:02	20	5:07	21	5:16	22	5:25	23	5:38	24	5:20	25	5:27	26	5:45	27	6:10	28	5:45	29	5:46	30	6:03	31	6:17	32	6:04	33	5:57	34	6:16		5:48												2:39:36 (24)	2:45:40 (24)	2:51:37 (24)	2:57:53 (28)																		

31 175 Ema HAČUNDOVÁ										SVK 5 Mar 99										3:05:43																																																																																		
1	5:17	2	5:16	3	5:29	4	5:27	5	5:33	6	5:28	7	5:27	8	5:24	9	5:26	10	5:25	11	5:33	12	5:25	13	5:28	14	5:26	15	5:28	16	5:25	17	5:24	18	5:24	19	5:25	20	5:20	21	5:20	22	5:22	23	5:14	24	5:12	25	5:06	26	5:07	27	5:07	28	5:03	29	5:08	30	5:07	31	5:16	32	5:11	33	5:08	34	5:13		4:39												2:45:32 (33)	2:50:43 (32)	2:55:51 (32)	3:01:04 (32)																		

32 120 Karla JARAMILLO										ECU 21 Jan 97										3:05:55																																																																																		
1	4:55	2	4:46	3	4:57	4	4:52	5	4:57	6	5:03	7	5:11	8	5:02	9	5:04	10	5:09	11	5:12	12	4:58	13	5:02	14	5:09	15	5:12	16	5:15	17	5:24	18	5:19	19	5:22	20	5:18	21	5:33	22	5:23	23	5:19	24	5:22	25	5:43	26	5:39	27	5:47	28	5:35	29	5:32	30	5:28	31	5:36	32	5:44	33	5:55	34	5:41		5:31												2:43:04 (31)	2:48:48 (31)	2:54:43 (31)	3:00:24 (31)																		

33 156 Austėja KAVALIAUSKAITĖ										LTU 25 May 00										3:08:11																																																																																		
1	5:07	2	5:00	3	5:09	4	5:02	5	5:13	6	5:06	7	5:12	8	5:00	9	5:05	10	5:01	11	5:08	12	5:07	13	5:16	14	5:05	15	5:11	16	5:08	17	5:15	18	5:12	19	5:16	20	5:19	21	5:25	22	5:19	23	5:34	24	5:35	25	5:40	26	5:36	27	5:46	28	5:39	29	5:46	30	5:45	31	5:55	32	5:53	33	5:51	34	5:45		5:50												2:44:52 (32)	2:50:45 (33)	2:56:36 (33)	3:02:21 (33)																		

34 182 Alina TSVILII										UKR 18 Sep 94										3:09:23																																																																																		
1	5:00	2	4:46	3	4:58	4	5:04	5	5:03	6	4:56	7	4:58	8	4:58	9	5:06	10	5:05	11	5:07	12	5:06	13	5:14	14	5:15	15	5:25	16	5:18	17	5:28	18	5:13	19	5:19	20	5:16	21	5:18	22	5:22	23	5:42	24	5:32	25	5:43	26	5:45	27	5:54	28	5:55	29	5:53	30	5:57	31	6:13	32	6:09	33	6:19	34	5:41		5:25												2:45:49 (34)	2:51:58 (34)	2:58:17 (34)	3:03:58 (34)																		

RACE ANALYSIS
35 Kilometres Race Walk Women

35 184 Miranda MELVILLE										USA	20 Mar 89	3:09:41	PZ210	>>>					
1	5:17	2	5:08	3	5:21	4	5:10	5	5:15	6	5:12	7	5:17	8	5:11	9	5:12	10	5:15
	5:17(41)		10:25(41)		15:46(41)		20:56(40)		26:11(42)		31:23(42)		36:40(41)		41:51(41)		47:03(41)		52:18(41)
11	5:14	12	5:16	13	5:15	14	5:09	15	5:13	16	5:10	17	5:14	18	5:18	19	5:20	20	5:13
	57:32(41)		1:02:48(41)		1:08:03(41)		1:13:12(41)		1:18:25(40)		1:23:35(40)		1:28:49(39)		1:34:07(39)		1:39:27(38)		1:44:40(38)
21	5:15	22	5:13	23	5:21	24	5:19	25	5:24	26	5:19	27	5:20	28	5:22	29	5:36	30	5:23
	1:49:55(38)		1:55:08(38)		2:00:29(37)		2:05:48(37)		2:11:12(36)		2:16:31(36)		2:21:51(36)		2:27:13(34)		2:32:49(33)		2:38:12(33)
31	9:02	32	5:33	33	5:37	34	5:38		5:39										
	2:47:14(35)		2:52:47(35)		2:58:24(35)		3:04:02(35)												
36 107 Elianay PEREIRA										BRA	11 May 84	3:16:11	SB						
1	5:17	2	5:15	3	5:26	4	5:24	5	5:24	6	5:17	7	5:29	8	5:25	9	5:31	10	5:23
	5:17(43)		10:32(43)		15:58(44)		21:22(44)		26:46(44)		32:03(44)		37:32(44)		42:57(44)		48:28(44)		53:51(44)
11	5:31	12	5:24	13	5:32	14	5:31	15	5:36	16	5:26	17	5:35	18	5:31	19	5:36	20	5:29
	59:22(44)		1:04:46(44)		1:10:18(44)		1:15:49(44)		1:21:25(43)		1:26:51(42)		1:32:26(41)		1:37:57(41)		1:43:33(40)		1:49:02(40)
21	5:35	22	5:31	23	5:36	24	5:31	25	5:45	26	6:05	27	5:52	28	5:46	29	5:56	30	5:50
	1:54:37(40)		2:00:08(40)		2:05:44(39)		2:11:15(39)		2:17:00(38)		2:23:05(38)		2:28:57(38)		2:34:43(38)		2:40:39(37)		2:46:29(37)
31	6:00	32	5:49	33	6:01	34	5:48		6:04										
	2:52:29(36)		2:58:18(36)		3:04:19(36)		3:10:07(36)												
108 Erica SENA										BRA	3 May 85	DNF		>					
1	4:54	2	4:42	3	4:49	4	4:50	5	4:53	6	4:47	7	4:45	8	4:52	9	4:50	10	4:51
	4:54(7)		9:36(9)		14:25(12)		19:15(15)		24:08(17)		28:55(15)		33:40(16)		38:32(18)		43:22(14)		48:13(20)
11	4:49	12	4:49	13	4:57	14	5:00	15	5:07	16	5:10								
	53:02(20)		57:51(20)		1:02:48(20)		1:07:48(21)		1:12:55(22)		1:18:05(23)								
133 Olga FIASKA										GRE	9 Nov 01	DNF		>>					
1	5:03	2	4:57	3	5:02	4	4:57	5	5:05	6	4:58	7	5:03	8	4:56	9	5:05	10	5:00
	5:03(32)		10:00(32)		15:02(31)		19:59(29)		25:04(29)		30:02(29)		35:05(29)		40:01(29)		45:06(28)		50:06(30)
11	5:04	12	5:01	13	5:07	14	5:01	15	5:10	16	5:09	17	5:13	18	5:10	19	5:11	20	5:14
	55:10(30)		1:00:11(30)		1:05:18(28)		1:10:19(28)		1:15:29(28)		1:20:38(27)		1:25:51(26)		1:31:01(26)		1:36:12(26)		1:41:26(27)
21	5:12	22	5:48																
	1:46:38(26)		1:52:26(27)																
154 Galina YAKUSHEVA										KAZ	14 Jul 88	DNF							
1	4:56	2	4:47	3	4:56	4	4:56	5	5:04	6	5:02	7	5:06	8	5:03	9	5:16	10	5:11
	4:56(22)		9:43(22)		14:39(25)		19:35(26)		24:39(26)		29:41(26)		34:47(28)		39:50(28)		45:06(29)		50:17(31)
11	5:21	12	5:18	13	5:20	14	5:20	15	5:31	16	5:26	17	5:30	18	5:23				
	55:38(31)		1:00:56(31)		1:06:16(31)		1:11:36(37)		1:17:07(37)		1:22:33(37)		1:28:03(37)		1:33:26(38)				
110 Maocuo LI										CHN	20 Oct 92	DNF							
1	4:54	2	4:43	3	4:47	4	4:50	5	4:54	6	4:45	7	4:46	8	4:52	9	4:50	10	4:50
	4:54(9)		9:37(10)		14:24(9)		19:14(10)		24:08(9)		28:53(9)		33:39(10)		38:31(13)		43:21(13)		48:11(16)
11	4:44	12	4:48	13	4:54	14	5:00	15	5:04	16	5:31	17	5:23	18	5:45	19	5:31	20	5:33
	52:55(16)		57:43(19)		1:02:37(19)		1:07:37(19)		1:12:41(20)		1:18:12(24)		1:23:35(23)		1:29:20(23)		1:34:51(23)		1:40:24(25)
21	5:37	22	5:39	23	5:38	24	5:46												
	1:46:01(24)		1:51:40(25)		1:57:18(26)		2:03:04(27)												
173 Ana Veronica RODEAN										ROU	23 Jun 84	DNF							
1	5:18	2	5:12	3	5:18	4	5:11	5	5:12	6	5:12	7	5:17	8	5:13	9	5:19	10	5:16
	5:18(44)		10:30(42)		15:48(42)		20:59(42)		26:11(41)		31:23(41)		36:40(42)		41:53(42)		47:12(42)		52:28(42)
11	5:17	12	5:20	13	5:24	14	5:25	15	5:29	16	8:34	17	5:27						
	57:45(42)		1:03:05(42)		1:08:29(42)		1:13:54(42)		1:19:23(41)		1:27:57(45)		1:33:24(43)						
113 Shijie QIEYANG										CHN	11 Nov 90	DNF							
1	4:53	2	4:40	3	4:45	4	4:39	5	4:42	6	4:36	7	4:39	8	4:38	9	4:38	10	4:34
	4:53(4)		9:33(4)		14:18(3)		18:57(2)		23:39(2)		28:15(2)		32:54(1)		37:32(2)		42:10(2)		46:44(1)
11	4:36	12	4:33	13	4:36	14	4:34	15	4:38	16	4:39	17	4:37	18	4:37	19	4:39	20	4:34
	51:20(2)		55:53(2)		1:00:29(2)		1:05:03(2)		1:09:41(1)		1:14:20(2)		1:18:57(2)		1:23:34(2)		1:28:13(3)		1:32:47(5)
21	4:34	22	4:34	23	4:35	24	4:37	25	4:46	26	4:56	27	5:40	28	8:17				
	1:37:21(3)		1:41:55(4)		1:46:30(3)		1:51:07(4)		1:55:53(4)		2:00:49(4)		2:06:29(5)		2:14:46(13)				
172 Mihaela ACATRINEI										ROU	26 Feb 95	DNF							
1	5:19	2	5:14	3	5:29	4	5:28	5	5:32	6	5:29	7	5:26	8	5:25	9	5:25	10	5:26
	5:19(46)		10:33(46)		16:02(46)		21:30(46)		27:02(46)		32:31(46)		37:57(46)		43:22(46)		48:47(45)		54:13(46)
11	5:32	12	5:27	13	5:32	14	5:34	15	5:44	16	5:44	17	5:56						
	59:45(46)		1:05:12(46)		1:10:44(46)		1:16:18(46)		1:22:02(45)		1:27:46(44)		1:33:42(44)						

RACE ANALYSIS
35 Kilometres Race Walk Women

169 Inês HENRIQUES										POR		1 May 80		DNF					
1	5:03	2	4:54	3	5:03	4	4:57	5	4:59	6	4:53	7	4:56	8	5:03	9	5:04	10	5:01
	5:03 (33)		9:57 (28)		15:00 (28)		19:57 (28)		24:56 (28)		29:49 (28)		34:45 (27)		39:48 (27)		44:52 (27)		49:53 (25)
11	5:03	12	5:08	13	5:14	14	6:28												
	54:56 (25)		1:00:04 (25)		1:05:18 (29)		1:11:46 (38)												


183 Stephanie CASEY										USA		1 Aug 83		DQ TR54.7.5		>>>>			
1	5:18	2	5:15	3	5:22	4	5:17	5	5:22	6	5:16	7	5:21	8	5:17	9	5:13	10	5:13
	5:18 (45)		10:33 (44)		15:55 (43)		21:12 (43)		26:34 (43)		31:50 (43)		37:11 (43)		42:28 (43)		47:41 (43)		52:54 (43)
11	5:23	12	5:18	13	5:21	14	5:18	15	5:20	16	5:12	17	8:35	18	5:11	19	5:20	20	5:14
	58:17 (43)		1:03:35 (43)		1:08:56 (43)		1:14:14 (43)		1:19:34 (42)		1:24:46 (41)		1:33:21 (42)		1:38:32 (42)		1:43:52 (41)		1:49:06 (41)

167 Katarzyna ZDZIEBŁO										POL		28 Nov 96		DQ TR54.7.5		~ ~ ~ >			
1	4:53	2	4:40	3	4:45	4	4:39	5	4:42	6	4:35	7	4:41	8	4:37	9	4:38	10	4:35
	4:53 (6)		9:33 (6)		14:18 (1)		18:57 (1)		23:39 (1)		28:14 (1)		32:55 (5)		37:32 (3)		42:10 (1)		46:45 (3)
11	4:35	12	4:32	13	4:37	14	4:33	15	4:39	16	4:38	17	4:38	18	4:36	19	4:36	20	4:36
	51:20 (1)		55:52 (1)		1:00:29 (1)		1:05:02 (1)		1:09:41 (2)		1:14:19 (1)		1:18:57 (1)		1:23:33 (1)		1:28:09 (1)		1:32:45 (3)
21	4:37	22	4:34	23	4:36	24	4:37	25	8:11	26	4:40	27	4:50	28	4:47	29	4:52	30	4:51
	1:37:22 (5)		1:41:56 (5)		1:46:32 (5)		1:51:09 (5)		1:59:20 (9)		2:04:00 (9)		2:08:50 (9)		2:13:37 (8)		2:18:29 (9)		2:23:20 (10)

100 Rebecca HENDERSON										AUS		4 Jul 01		DNS	
-----------------------	--	--	--	--	--	--	--	--	--	-----	--	----------	--	-----	--

NOTE WA Rule PZ210 - 210sec Penalty Zone
WA Rule TR54.7.5 - Fourth red card (when Penalty Zone used)

RESULTS



4 x 100 Metres Relay Women - Final

RECORDS	RESULT	TEAM	COUNTRY	VENUE	DATE
World Record WR	40.82	United States	USA	London (GBR)	10 Aug 2012
Championships Record CR	41.03	United States	USA	Budapest	26 Aug 2023
World Leading WL	41.03	United States	USA	Budapest	26 Aug 2023
Area Record AR					
		National Record NR			
				Season Best SB	

26 August 2023 21:53 START TIME 29° C TEMPERATURE 56 % HUMIDITY

PLACE	TEAM	BIB	LANE	REACTION	RESULT	Fn
1	UNITED STATES 1388 Tamari DAVIS 1441 Twanisha TERRY 1442 Gabrielle THOMAS 1434 Sha'Carri RICHARDSON	USA	6	0.145	41.03	CR
2	JAMAICA 1021 Natasha MORRISON 1013 Shelly-Ann FRASER-PRYCE 1012 Shashalee FORBES 1017 Shericka JACKSON	JAM	7	0.196	41.21	SB
3	GREAT BRITAIN & NI 860 Asha PHILIP 852 Imani LANSIQUOT 870 Bianca WILLIAMS 856 Daryll NEITA	GBR	8	0.144	41.97	SB
4	ITALY 984 Zavnab DOSSO 991 Dalia KADDARI 976 Anna BONGIORNI 997 Alessia PAVESE	ITA	4	0.184	42.49	
5	POLAND 1224 Pia SKRZYSZOWSKA 1228 Krvstsina TSIMANOUSKAYA 1226 Magdalena STEFANOWICZ 1227 Ewa SWOBODA	POL	3	0.153	42.66	
6	GERMANY 908 Louise WIELAND 893 Sina MAYER 889 Gina LÜCKENKEMPER 879 Rebekka HAASE	GER	1	0.153	42.98	
	CÔTE D'IVOIRE 654 Murielle AHOURÉ-DEMPS 657 Marie-Josée TA LOU 655 Jessika GBAI 656 Maboundou KONÉ	CIV	5	0.169	DNF	
	NETHERLANDS 1150 N'Ketia SEEDO 1142 Lieke KLAVER 1157 Nadine VISSER 1141 Tasa JIYA	NED	2	0.167	DNF	
	SWITZERLAND 1304 Nathacha KOUNI 1303 Salomé KORA 1295 Géraldine FREY 1298 Melissa GUTSCHMIDT	SUI	9	0.200	DQ	TR24.7

NOTE WA Rule TR24.7 - Passing the baton outside the takeover zone (early / late takeover)

RESULTS
4 x 100 Metres Relay Women - Final

ALL-TIME OUTDOOR TOP LIST				2023 OUTDOOR TOP LIST			
RESULT	TEAM	VENUE	DATE	RESULT	TEAM	VENUE	2023
40.82	UNITED STATES (USA)	London (GBR)	10 Aug 12	41.03	UNITED STATES (USA)	Budapest	26 Aug
41.02	JAMAICA (JAM)	Tokyo (JPN)	6 Aug 21	41.21	JAMAICA (JAM)	Budapest	26 Aug
41.37	GERMAN DEMOCRATIC REPUBLIC (GDR)	iberra (AUS)	6 Oct 85	41.75	USA GOLD (USA)	Austin, TX (USA)	1 Apr
41.49	RUSSIA (RUS)	Stuttgart (GER)	22 Aug 93	41.90	CÔTE D'IVOIRE (CIV)	Budapest	25 Aug
41.55	GREAT BRITAIN & NI (GBR)	Tokyo (JPN)	5 Aug 21	41.97	GREAT BRITAIN & NI (GBR)	Budapest	26 Aug
41.62	GERMANY (GER)	Mannheim (GER)	29 Jul 16	42.14	ITALY (ITA)	Budapest	25 Aug
41.78	FRANCE (FRA)	Paris-St-Denis (FRA)	30 Aug 03	42.38	NETHERLANDS (NED)	London (GBR)	23 Jul
41.90	CÔTE D'IVOIRE (CIV)	Budapest	25 Aug 23	42.64	SWITZERLAND (SUI)	Budapest	25 Aug
41.92	BAHAMAS (BAH)	Sevilla (ESP)	29 Aug 99	42.65	POLAND (POL)	Budapest	25 Aug
42.00	SOVIET UNION (URS)	Moskva (URS)	17 Aug 85	42.78	GERMANY (GER)	Budapest	25 Aug

RACE ANALYSIS



4 x 100 Metres Relay Women - Final

26 August 2023 21:53 START TIME 29° C TEMPERATURE 56 % HUMIDITY

1 100m 2 200m 3 300m

1	USA	UNITED STATES	USA	41.03	CR
2	JAM	JAMAICA	JAM	41.21	SB
3	GBR	GREAT BRITAIN & NI	GBR	41.97	SB
4	ITA	ITALY	ITA	42.49	
5	POL	POLAND	POL	42.66	
6	GER	GERMANY	GER	42.98	
	CIV	CÔTE D'IVOIRE	CIV	DNF	
	NED	NETHERLANDS	NED	DNF	
	SUI	SWITZERLAND	SUI	DQ	TR24.7

NOTE WA Rule TR24.7 - Passing the baton outside the takeover zone (early / late takeover)

RESULT PROGRESSION



4 x 100 Metres Relay Women - Final

RECORDS	RESULT	TEAM	COUNTRY	VENUE	DATE
World Record WR	40.82	United States	USA	London (GBR)	10 Aug 2012
Championships Record CR	41.03	United States	USA	Budapest	26 Aug 2023
World Leading WL	41.03	United States	USA	Budapest	26 Aug 2023
Area Record AR		National Record NR		Season Best SB	

26 August 2023

RANK	BIB	TEAM	PHASE	HEAT	LANE	PLACE	RESULT
1	USA	UNITED STATES	Final	1	6	1	41.03 CR
			Round 1	2	6	1	41.59 Q SB
2	JAM	JAMAICA	Final	1	7	2	41.21 SB
			Round 1	1	2	2	41.70 Q SB
3	GBR	GREAT BRITAIN & NI	Final	1	8	3	41.97 SB
			Round 1	1	5	5	42.33 Q SB
4	ITA	ITALY	Final	1	4	4	42.49
			Round 1	2	4	4	42.14 Q NR
5	POL	POLAND	Final	1	3	5	42.66
			Round 1	2	5	8	42.65 q SB
6	GER	GERMANY	Final	1	1	6	42.98
			Round 1	1	7	9	42.78 qR SB
NED	NETHERLANDS		Final	1	2		DNF
			Round 1	2	3	6	42.53 q
CIV	CÔTE D'IVOIRE		Final	1	5		DNF
			Round 1	2	8	3	41.90 Q AR
SUI	SWITZERLAND		Final	1	9		DQ TR24.7
			Round 1	1	4	7	42.64 Q SB

NOTE WA Rule TR24.7 - Passing the baton outside the takeover zone (early / late takeover)

ALL-TIME OUTDOOR TOP LIST				2023 OUTDOOR TOP LIST			
RESULT	TEAM	VENUE	DATE	RESULT	TEAM	VENUE	2023
40.82	UNITED STATES (USA)	London (GBR)	10 Aug 12	41.03	UNITED STATES (USA)	Budapest	26 Aug
41.02	JAMAICA (JAM)	Tokyo (JPN)	6 Aug 21	41.21	JAMAICA (JAM)	Budapest	26 Aug
41.37	GERMAN DEMOCRATIC REPUBLIC (GDR)	iberra (AUS)	6 Oct 85	41.75	USA GOLD (USA)	Austin, TX (USA)	1 Apr
41.49	RUSSIA (RUS)	Stuttgart (GER)	22 Aug 93	41.90	CÔTE D'IVOIRE (CIV)	Budapest	25 Aug
41.55	GREAT BRITAIN & NI (GBR)	Tokyo (JPN)	5 Aug 21	41.97	GREAT BRITAIN & NI (GBR)	Budapest	26 Aug
41.62	GERMANY (GER)	Mannheim (GER)	29 Jul 16	42.14	ITALY (ITA)	Budapest	25 Aug
41.78	FRANCE (FRA)	Paris-St-Denis (FRA)	30 Aug 03	42.38	NETHERLANDS (NED)	London (GBR)	23 Jul
41.90	CÔTE D'IVOIRE (CIV)	Budapest	25 Aug 23	42.64	SWITZERLAND (SUI)	Budapest	25 Aug
41.92	BAHAMAS (BAH)	Sevilla (ESP)	29 Aug 99	42.65	POLAND (POL)	Budapest	25 Aug
42.00	SOVIET UNION (URS)	Moskva (URS)	17 Aug 85	42.78	GERMANY (GER)	Budapest	25 Aug

SUMMARY



4 x 100 Metres Relay Women - Round 1

First 3 of each heat (Q) plus 2 fastest times (q) qualify to Final

GERMANY ADVANCED TO FINAL BY THE REFEREE

RECORDS	RESULT	TEAM	COUNTRY	VENUE	DATE
World Record WR	40.82	United States	USA	London (GBR)	10 Aug 2012
Championships Record CR	41.07	Jamaica	JAM	Beijing (CHN)	29 Aug 2015
World Leading WL	41.55	Texas		Austin, TX (USA)	8 Jun 2023
Area Record AR		National Record NR		Season Best SB	


25 August 2023

RANK	PLACE	HEAT	LANE	BIB	TEAM	REACTION	RESULT		
1	1	2	6	USA	UNITED STATES	0.148	41.59	Q	SB
2	1	1	2	JAM	JAMAICA	0.171	41.70	Q	SB
3	2	2	8	CIV	CÔTE D'IVOIRE	0.142	41.90	Q	AR
4	3	2	4	ITA	ITALY	0.156	42.14	Q	NR
5	2	1	5	GBR	GREAT BRITAIN & NI	0.132	42.33	Q	SB
6	4	2	3	NED	NETHERLANDS	0.155	42.53	q	
7	3	1	4	SUI	SWITZERLAND	0.169	42.64	Q	SB
8	5	2	5	POL <input checked="" type="checkbox"/>	POLAND	0.163	42.65	q	SB
9	4	1	7	GER	GERMANY	0.174	42.78	qR	SB
10	5	1	8	TTO	TRINIDAD AND TOBAGO	0.186	42.85		SB
11	6	1	9	ESP	SPAIN	0.166	42.96		SB
12	7	1	3	FRA	FRANCE	0.156	43.12		SB
13	6	2	9	CUB	CUBA	0.150	43.17		SB
14	7	2	1	HUN	HUNGARY	0.142	43.38		NR
15	8	2	2	BRA	BRAZIL	0.171	43.46		SB
		1	6	AUS	AUSTRALIA	0.161	DNF		
		2	7	NGR	NIGERIA	0.164	DNF		

NOTE BIB POL (Poland) - Disturbing the start

ALL-TIME OUTDOOR TOP LIST				2023 OUTDOOR TOP LIST			
RESULT	TEAM	VENUE	DATE	RESULT	TEAM	VENUE	2023
40.82	UNITED STATES (USA)	London (GBR)	10 Aug 12	41.59	UNITED STATES (USA)	Budapest	25 Aug
41.02	JAMAICA (JAM)	Tokyo (JPN)	6 Aug 21	41.70	JAMAICA (JAM)	Budapest	25 Aug
41.37	GERMAN DEMOCRATIC REPUBLIC (GDR)	iberra (AUS)	6 Oct 85	41.75	USA GOLD (USA)	Austin, TX (USA)	1 Apr
41.49	RUSSIA (RUS)	Stuttgart (GER)	22 Aug 93	41.90	CÔTE D'IVOIRE (CIV)	Budapest	25 Aug
41.55	GREAT BRITAIN & NI (GBR)	Tokyo (JPN)	5 Aug 21	42.14	ITALY (ITA)	Budapest	25 Aug
41.62	GERMANY (GER)	Mannheim (GER)	29 Jul 16	42.33	GREAT BRITAIN & NI (GBR)	Budapest	25 Aug
41.78	FRANCE (FRA)	Paris-St-Denis (FRA)	30 Aug 03	42.38	NETHERLANDS (NED)	London (GBR)	23 Jul
41.90	CÔTE D'IVOIRE (CIV)	Budapest	25 Aug 23	42.64	SWITZERLAND (SUI)	Budapest	25 Aug
41.92	BAHAMAS (BAH)	Sevilla (ESP)	29 Aug 99	42.65	POLAND (POL)	Budapest	25 Aug
42.00	SOVIET UNION (URS)	Moskva (URS)	17 Aug 85	42.78	GERMANY (GER)	Budapest	25 Aug

SUMMARY



4 x 100 Metres Relay Women - Round 1

First 3 of each heat (Q) plus 2 fastest times (q) qualify to Final

RECORDS	RESULT	TEAM	COUNTRY	VENUE	DATE
World Record WR	40.82	United States	USA	London (GBR)	10 Aug 2012
Championships Record CR	41.07	Jamaica	JAM	Beijing (CHN)	29 Aug 2015
World Leading WL	41.55	Texas		Austin, TX (USA)	8 Jun 2023
Area Record AR	National Record NR		Season Best SB		


25 August 2023

RANK	PLACE	HEAT	LANE	BIB	TEAM	REACTION	RESULT		
1	1	2	6	USA	UNITED STATES	0.148	41.59	Q	SB
2	1	1	2	JAM	JAMAICA	0.171	41.70	Q	SB
3	2	2	8	CIV	CÔTE D'IVOIRE	0.142	41.90	Q	AR
4	3	2	4	ITA	ITALY	0.156	42.14	Q	NR
5	2	1	5	GBR	GREAT BRITAIN & NI	0.132	42.33	Q	SB
6	4	2	3	NED	NETHERLANDS	0.155	42.53	q	
7	3	1	4	SUI	SWITZERLAND	0.169	42.64	Q	SB
8	5	2	5	POL Y	POLAND	0.163	42.65	q	SB
9	4	1	7	GER	GERMANY	0.174	42.78		SB
10	5	1	8	TTO	TRINIDAD AND TOBAGO	0.186	42.85		SB
11	6	1	9	ESP	SPAIN	0.166	42.96		SB
12	7	1	3	FRA	FRANCE	0.156	43.12		SB
13	6	2	9	CUB	CUBA	0.150	43.17		SB
14	7	2	1	HUN	HUNGARY	0.142	43.38		NR
15	8	2	2	BRA	BRAZIL	0.171	43.46		SB
		1	6	AUS	AUSTRALIA	0.161	DNF		
		2	7	NGR	NIGERIA	0.164	DNF		

NOTE **Y** BIB POL (Poland) - Disturbing the start

ALL-TIME OUTDOOR TOP LIST				2023 OUTDOOR TOP LIST			
RESULT	TEAM	VENUE	DATE	RESULT	TEAM	VENUE	2023
40.82	UNITED STATES (USA)	London (GBR)	10 Aug 12	41.59	UNITED STATES (USA)	Budapest	25 Aug
41.02	JAMAICA (JAM)	Tokyo (JPN)	6 Aug 21	41.70	JAMAICA (JAM)	Budapest	25 Aug
41.37	GERMAN DEMOCRATIC REPUBLIC (GDR)	iberra (AUS)	6 Oct 85	41.75	USA GOLD (USA)	Austin, TX (USA)	1 Apr
41.49	RUSSIA (RUS)	Stuttgart (GER)	22 Aug 93	41.90	CÔTE D'IVOIRE (CIV)	Budapest	25 Aug
41.55	GREAT BRITAIN & NI (GBR)	Tokyo (JPN)	5 Aug 21	42.14	ITALY (ITA)	Budapest	25 Aug
41.62	GERMANY (GER)	Mannheim (GER)	29 Jul 16	42.33	GREAT BRITAIN & NI (GBR)	Budapest	25 Aug
41.78	FRANCE (FRA)	Paris-St-Denis (FRA)	30 Aug 03	42.38	NETHERLANDS (NED)	London (GBR)	23 Jul
41.90	CÔTE D'IVOIRE (CIV)	Budapest	25 Aug 23	42.64	SWITZERLAND (SUI)	Budapest	25 Aug
41.92	BAHAMAS (BAH)	Sevilla (ESP)	29 Aug 99	42.65	POLAND (POL)	Budapest	25 Aug
42.00	SOVIET UNION (URS)	Moskva (URS)	17 Aug 85	42.78	GERMANY (GER)	Budapest	25 Aug

RACE ANALYSIS



4 x 100 Metres Relay Women - Round 1

First 3 of each heat (Q) plus 2 fastest times (q) qualify to Final

Heat 1 **2**

25 August 2023 20:00 START TIME

31° C TEMPERATURE 50 % HUMIDITY

1	100m	2	200m	3	300m
---	------	---	------	---	------

Heat	Country	100m	200m	300m	Total	Result
1	JAM JAMAICA	11.61 11.61 (2)	9.90 21.51 (1)	10.31 31.82 (1)	9.88	JAM 41.70 ^{SB}
2	GBR GREAT BRITAIN & NI	11.65 11.65 (4)	10.01 21.66 (2)	10.34 32.00 (2)	10.33	GBR 42.33 ^{SB}
3	SUI SWITZERLAND	11.63 11.63 (3)	10.25 21.88 (4)	10.43 32.31 (3)	10.33	SUI 42.64 ^{SB}
4	GER GERMANY	11.59 11.59 (1)	10.69 22.28 (7)	10.26 32.54 (4)	10.24	GER 42.78 ^{SB}
5	TTO TRINIDAD AND TOBAGO	12.01 12.01 (8)	10.91 22.92 (8)	9.66 32.58 (5)	10.27	TTO 42.85 ^{SB}
6	ESP SPAIN	11.95 11.95 (7)	9.93 21.88 (3)	10.74 32.62 (7)	10.34	ESP 42.96 ^{SB}
7	FRA FRANCE	11.73 11.73 (5)	10.43 22.16 (6)	10.44 32.60 (6)	10.52	FRA 43.12 ^{SB}
	AUS AUSTRALIA	11.94 11.94 (6)	10.10 22.04 (5)			AUS DNF

RACE ANALYSIS



4 x 100 Metres Relay Women - Round 1

First 3 of each heat (Q) plus 2 fastest times (q) qualify to Final

Heat 2 **2**

25 August 2023 20:09 START TIME

30° C TEMPERATURE 50 % HUMIDITY

1	100m	2	200m	3	300m
---	------	---	------	---	------

Rank	Country	100m	200m	300m	Total	Notes
1	USA UNITED STATES	11.33 (1)	20.97 (1)	31.57 (1)	10.02	USA 41.59 ^{SB}
2	CIV CÔTE D'IVOIRE	11.66 (4)	21.30 (2)	31.86 (2)	10.04	CIV 41.90 ^{AR}
3	ITA ITALY	11.48 (2)	21.51 (3)	32.16 (3)	9.98	ITA 42.14 ^{NR}
4	NED NETHERLANDS	11.61 (3)	21.75 (4)	32.34 (4)	10.19	NED 42.53
5	POL POLAND	11.67 (5)	21.89 (5)	32.58 (5)	10.07	POL 42.65 ^{SB}
6	CUB CUBA	11.91 (7)	22.48 (7)	33.07 (8)	10.10	CUB 43.17 ^{SB}
7	HUN HUNGARY	11.83 (6)	22.50 (8)	32.84 (6)	10.54	HUN 43.38 ^{NR}
8	BRA BRAZIL	11.93 (8)	22.45 (6)	33.04 (7)	10.42	BRA 43.46 ^{SB}
	NGR NIGERIA	12.56 (9)				NGR DNF

RESULTS



4 x 100 Metres Relay Women - Round 1

First 3 of each heat (Q) plus 2 fastest times (q) qualify to Final

GERMANY ADVANCED TO FINAL BY THE REFEREE

RECORDS	RESULT	TEAM	COUNTRY	VENUE	DATE
World Record WR	40.82	United States	USA	London (GBR)	10 Aug 2012
Championships Record CR	41.07	Jamaica	JAM	Beijing (CHN)	29 Aug 2015
World Leading WL	41.55	Texas		Austin, TX (USA)	8 Jun 2023
Area Record AR		National Record NR		Season Best SB	

Heat 1

2

25 August 2023 20:00 START TIME

31° C TEMPERATURE
50 % HUMIDITY

PLACE	TEAM	BIB	LANE	REACTION	RESULT		Fn
1	JAMAICA	JAM	2	0.171	41.70	Q SB	
	1035 Briana WILLIAMS				11.61 (2)		
	1031 Elaine THOMPSON-HERAH				9.90 (1)	21.51 (1)	
	1012 Shashalee FORBES				10.31 (3)	31.82 (1)	
	1013 Shelly-Ann FRASER-PRYCE				9.88 (1)		
2	GREAT BRITAIN & NI	GBR	5	0.132	42.33	Q SB	
	860 Asha PHILIP				11.65 (4)		
	852 Imani LANSQUOT				10.01 (3)	21.66 (2)	
	870 Bianca WILLIAMS				10.34 (4)	32.00 (2)	
	868 Annie TAGOE				10.33 (4)		
3	SWITZERLAND	SUI	4	0.169	42.64	Q SB	
	1304 Nathacha KOUNI				11.63 (3)		
	1303 Salomé KORA				10.25 (5)	21.88 (4)	
	1295 Géraldine FREY				10.43 (5)	32.31 (3)	
	1298 Melissa GUTSCHMIDT				10.33 (4)		
4	GERMANY	GER	7	0.174	42.78	qR SB	
	908 Louise WIELAND				11.59 (1)		
	893 Sina MAYER				10.69 (7)	22.28 (7)	
	889 Gina LÜCKENKEMPER				10.26 (2)	32.54 (4)	
	879 Rebekka HAASE				10.24 (2)		
5	TRINIDAD AND TOBAGO	TTO	8	0.186	42.85	SB	
	1338 Akilah LEWIS				12.01 (8)		
	1335 Michelle-Lee AHYE				10.91 (8)	22.92 (8)	
	1339 Revare THOMAS				9.66 (1)	32.58 (5)	
	1337 Leah BERTRAND				10.27 (3)		
6	SPAIN	ESP	9	0.166	42.96	SB	
	729 Lucia CARRILLO				11.95 (7)		
	725 Jaël BESTUÉ				9.93 (2)	21.88 (3)	
	749 Paula SEVILLA				10.74 (7)	32.62 (7)	
	736 Carmen MARCO				10.34 (6)		
7	FRANCE	FRA	3	0.156	43.12	SB	
	836 Carolle ZAH				11.73 (5)		
	814 Gémima JOSEPH				10.43 (6)	22.16 (6)	
	824 Helene PARISOT				10.44 (6)	32.60 (6)	
	819 Mallory LECONTE				10.52 (7)		
	AUSTRALIA	AUS	6	0.161	DNF		
	525 Ebonv LANE				11.94 (6)		
	528 Bree MASTERS				10.10 (4)	22.04 (5)	
	515 Kristie EDWARDS						
	526 Torrie LEWIS						

RESULTS
4 x 100 Metres Relay Women - Round 1

GERMANY ADVANCED TO FINAL BY THE REFEREE

Heat 2 2

25 August 2023 20:09 START TIME

30° C TEMPERATURE 50 % HUMIDITY

PLACE	TEAM	BIB	LANE	REACTION	RESULT	Fn
1	UNITED STATES	USA	6	0.148	41.59	Q SB
	1388 Tamari DAVIS				11.33 (1)	
	1441 Twanisha TERRY				9.64 (1)	20.97 (1)
	1381 Tamara CLARK				10.60 (6)	31.57 (1)
	1412 Melissa JEFFERSON				10.02 (2)	
2	CÔTE D'IVOIRE	CIV	8	0.142	41.90	Q AR
	654 Murielle AHOURÉ-DEMPS				11.66 (4)	
	657 Marie-Josée TA LOU				9.64 (1)	21.30 (2)
	655 Jessika GBAI				10.56 (2)	31.86 (2)
	656 Maboundou KONÉ				10.04 (3)	
3	ITALY	ITA	4	0.156	42.14	Q NR
	984 Zaynab DOSSO				11.48 (2)	
	991 Dalia KADDARI				10.03 (3)	21.51 (3)
	976 Anna BONGIORNI				10.65 (7)	32.16 (3)
	997 Alessia PAVESE				9.98 (1)	
4	NETHERLANDS	NED	3	0.155	42.53	q
	1150 N'Ketia SEEDO				11.61 (3)	
	1154 Marije VAN HUNENSTIJN				10.14 (4)	21.75 (4)
	1147 Jamile SAMUEL				10.59 (3)	32.34 (4)
	1141 Tasa JIYA				10.19 (6)	
5	Y POLAND	POL	5	0.163	42.65	q SB
	1224 Pia SKRZYSZOWSKA				11.67 (5)	
	1228 Krystsina TSIMANOUSKAYA				10.22 (5)	21.89 (5)
	1226 Maqdalena STEFANOWICZ				10.69 (8)	32.58 (5)
	1227 Ewa SWOBODA				10.07 (4)	
6	CUBA	CUB	9	0.150	43.17	SB
	679 Laura MOREIRA				11.91 (7)	
	680 Enis M. PÉREZ				10.57 (7)	22.48 (7)
	675 Yarima L. GARCÍA				10.59 (3)	33.07 (8)
	673 Yunisleidis DE LA C. GARCÍA				10.10 (5)	
7	HUNGARY	HUN	1	0.142	43.38	NR
	927 Gréta KERÉKES				11.83 (6)	
	923 Jusstina CSÓTI				10.67 (8)	22.50 (8)
	949 Boqlárka TAKÁCS				10.34 (1)	32.84 (6)
	930 Anna Luca KOCSIS				10.54 (8)	
8	BRAZIL	BRA	2	0.171	43.46	SB
	590 Gabriela MOURÃO				11.93 (8)	
	592 Vitoria Cristina ROSA				10.52 (6)	22.45 (6)
	573 Ana Carolina AZEVEDO				10.59 (3)	33.04 (7)
	594 Rosângela SANTOS				10.42 (7)	
	NIGERIA	NGR	7	0.164	DNF	
	1163 Justina EYAKPOBEYAN				12.56 (9)	
	1165 Favour OFILI					
	1162 Rosemary CHUKWUMA					
	1167 Faith OKWOSE					

NOTE Y BIB POL (Poland) - Disturbing the start

RESULTS
4 x 100 Metres Relay Women - Round 1

GERMANY ADVANCED TO FINAL BY THE REFEREE

ALL-TIME OUTDOOR TOP LIST				2023 OUTDOOR TOP LIST			
RESULT	TEAM	VENUE	DATE	RESULT	TEAM	VENUE	2023
40.82	UNITED STATES (USA)	London (GBR)	10 Aug 12	41.59	UNITED STATES (USA)	Budapest	25 Aug
41.02	JAMAICA (JAM)	Tokyo (JPN)	6 Aug 21	41.70	JAMAICA (JAM)	Budapest	25 Aug
41.37	GERMAN DEMOCRATIC REPUBLIC (GDR)	iberra (AUS)	6 Oct 85	41.75	USA GOLD (USA)	Austin, TX (USA)	1 Apr
41.49	RUSSIA (RUS)	Stuttgart (GER)	22 Aug 93	41.90	CÔTE D'IVOIRE (CIV)	Budapest	25 Aug
41.55	GREAT BRITAIN & NI (GBR)	Tokyo (JPN)	5 Aug 21	42.14	ITALY (ITA)	Budapest	25 Aug
41.62	GERMANY (GER)	Mannheim (GER)	29 Jul 16	42.33	GREAT BRITAIN & NI (GBR)	Budapest	25 Aug
41.78	FRANCE (FRA)	Paris-St-Denis (FRA)	30 Aug 03	42.38	NETHERLANDS (NED)	London (GBR)	23 Jul
41.90	CÔTE D'IVOIRE (CIV)	Budapest	25 Aug 23	42.64	SWITZERLAND (SUI)	Budapest	25 Aug
41.92	BAHAMAS (BAH)	Sevilla (ESP)	29 Aug 99	42.65	POLAND (POL)	Budapest	25 Aug
42.00	SOVIET UNION (URS)	Moskva (URS)	17 Aug 85	42.78	GERMANY (GER)	Budapest	25 Aug

RESULTS



4 x 100 Metres Relay Women - Round 1

First 3 of each heat (Q) plus 2 fastest times (q) qualify to Final

RECORDS	RESULT	TEAM	COUNTRY	VENUE	DATE
World Record WR	40.82	United States	USA	London (GBR)	10 Aug 2012
Championships Record CR	41.07	Jamaica	JAM	Beijing (CHN)	29 Aug 2015
World Leading WL	41.55	Texas		Austin, TX (USA)	8 Jun 2023
Area Record AR		National Record NR		Season Best SB	

Heat 1

2

25 August 2023 20:00 START TIME

31° C TEMPERATURE
50 % HUMIDITY

PLACE	TEAM	BIB	LANE	REACTION	RESULT	Fn
1	JAMAICA	JAM	2	0.171	41.70	Q SB
	1035 Briana WILLIAMS				11.61 (2)	
	1031 Elaine THOMPSON-HERAH				9.90 (1)	21.51 (1)
	1012 Shashalee FORBES				10.31 (3)	31.82 (1)
	1013 Shelly-Ann FRASER-PRYCE				9.88 (1)	
2	GREAT BRITAIN & NI	GBR	5	0.132	42.33	Q SB
	860 Asha PHILIP				11.65 (4)	
	852 Imani LANSIQUOT				10.01 (3)	21.66 (2)
	870 Bianca WILLIAMS				10.34 (4)	32.00 (2)
	868 Annie TAGOE				10.33 (4)	
3	SWITZERLAND	SUI	4	0.169	42.64	Q SB
	1304 Nathacha KOUNI				11.63 (3)	
	1303 Salomé KORA				10.25 (5)	21.88 (4)
	1295 Géraldine FREY				10.43 (5)	32.31 (3)
	1298 Melissa GUTSCHMIDT				10.33 (4)	
4	GERMANY	GER	7	0.174	42.78	SB
	908 Louise WIELAND				11.59 (1)	
	893 Sina MAYER				10.69 (7)	22.28 (7)
	889 Gina LÜCKENKEMPER				10.26 (2)	32.54 (4)
	879 Rebekka HAASE				10.24 (2)	
5	TRINIDAD AND TOBAGO	TTO	8	0.186	42.85	SB
	1338 Akilah LEWIS				12.01 (8)	
	1335 Michelle-Lee AHYE				10.91 (8)	22.92 (8)
	1339 Revare THOMAS				9.66 (1)	32.58 (5)
	1337 Leah BERTRAND				10.27 (3)	
6	SPAIN	ESP	9	0.166	42.96	SB
	729 Lucia CARRILLO				11.95 (7)	
	725 Jaël BESTUÉ				9.93 (2)	21.88 (3)
	749 Paula SEVILLA				10.74 (7)	32.62 (7)
	736 Carmen MARCO				10.34 (6)	
7	FRANCE	FRA	3	0.156	43.12	SB
	836 Carolle ZAHI				11.73 (5)	
	814 Gémima JOSEPH				10.43 (6)	22.16 (6)
	824 Helene PARISOT				10.44 (6)	32.60 (6)
	819 Mallory LECONTE				10.52 (7)	
	AUSTRALIA	AUS	6	0.161	DNF	
	525 Ebony LANE				11.94 (6)	
	528 Bree MASTERS				10.10 (4)	22.04 (5)
	515 Kristie EDWARDS					
	526 Torrie LEWIS					

RESULTS
4 x 100 Metres Relay Women - Round 1

Heat 2 2

25 August 2023 20:09 START TIME 30° C TEMPERATURE 50 % HUMIDITY

PLACE	TEAM	BIB	LANE	REACTION	RESULT		Fn
1	UNITED STATES 1388 Tamari DAVIS 1441 Twanisha TERRY 1381 Tamara CLARK 1412 Melissa JEFFERSON	USA	6	0.148	41.59 11.33 (1) 9.64 (1) 10.60 (6) 10.02 (2)	Q SB	
2	CÔTE D'IVOIRE 654 Murielle AHOURÉ-DEMPS 657 Marie-Josée TA LOU 655 Jessika GBAI 656 Maboundou KONÉ	CIV	8	0.142	41.90 11.66 (4) 9.64 (1) 10.56 (2) 10.04 (3)	Q AR	
3	ITALY 984 Zavnab DOSSO 991 Dalia KADDARI 976 Anna BONGIORNI 997 Alessia PAVESE	ITA	4	0.156	42.14 11.48 (2) 10.03 (3) 10.65 (7) 9.98 (1)	Q NR	
4	NETHERLANDS 1150 N'Ketia SEEDO 1154 Marije VAN HUNENSTIJN 1147 Jamile SAMUEL 1141 Tasa JIYA	NED	3	0.155	42.53 11.61 (3) 10.14 (4) 10.59 (3) 10.19 (6)	q	
5	Y POLAND 1224 Pia SKRZYSZOWSKA 1228 Krvstsina TSIMANOUSKAYA 1226 Maqdalena STEFANOWICZ 1227 Ewa SWOBODA	POL	5	0.163	42.65 11.67 (5) 10.22 (5) 10.69 (8) 10.07 (4)	q SB	
6	CUBA 679 Laura MOREIRA 680 Enis M. PÉREZ 675 Yarima L. GARCÍA 673 Yunislevis DE LA C. GARCÍA	CUB	9	0.150	43.17 11.91 (7) 10.57 (7) 10.59 (3) 10.10 (5)	SB	
7	HUNGARY 927 Gréta KERÉKES 923 Jusstina CSÓTI 949 Boqlárka TAKÁCS 930 Anna Luca KOCSIS	HUN	1	0.142	43.38 11.83 (6) 10.67 (8) 10.34 (1) 10.54 (8)	NR	
8	BRAZIL 590 Gabriela MOURÃO 592 Vitoria Cristina ROSA 573 Ana Carolina AZEVEDO 594 Rosângela SANTOS	BRA	2	0.171	43.46 11.93 (8) 10.52 (6) 10.59 (3) 10.42 (7)	SB	
	NIGERIA 1163 Justina EYAKPOBEYAN 1165 Favour OFILI 1162 Rosemary CHUKWUMA 1167 Faith OKWOSE	NGR	7	0.164	DNF 12.56 (9)		

NOTE Y BIB POL (Poland) - Disturbing the start

ALL-TIME OUTDOOR TOP LIST				2023 OUTDOOR TOP LIST			
RESULT	TEAM	VENUE	DATE	RESULT	TEAM	VENUE	2023
40.82	UNITED STATES (USA)	London (GBR)	10 Aug 12	41.59	UNITED STATES (USA)	Budapest	25 Aug
41.02	JAMAICA (JAM)	Tokyo (JPN)	6 Aug 21	41.70	JAMAICA (JAM)	Budapest	25 Aug
41.37	GERMAN DEMOCRATIC REPUBLIC (GDR)	iberra (AUS)	6 Oct 85	41.75	USA GOLD (USA)	Austin, TX (USA)	1 Apr
41.49	RUSSIA (RUS)	Stuttgart (GER)	22 Aug 93	41.90	CÔTE D'IVOIRE (CIV)	Budapest	25 Aug
41.55	GREAT BRITAIN & NI (GBR)	Tokyo (JPN)	5 Aug 21	42.14	ITALY (ITA)	Budapest	25 Aug
41.62	GERMANY (GER)	Mannheim (GER)	29 Jul 16	42.33	GREAT BRITAIN & NI (GBR)	Budapest	25 Aug
41.78	FRANCE (FRA)	Paris-St-Denis (FRA)	30 Aug 03	42.38	NETHERLANDS (NED)	London (GBR)	23 Jul
41.90	CÔTE D'IVOIRE (CIV)	Budapest	25 Aug 23	42.64	SWITZERLAND (SUI)	Budapest	25 Aug
41.92	BAHAMAS (BAH)	Sevilla (ESP)	29 Aug 99	42.65	POLAND (POL)	Budapest	25 Aug
42.00	SOVIET UNION (URS)	Moskva (URS)	17 Aug 85	42.78	GERMANY (GER)	Budapest	25 Aug

Timing by SEIKO

AT-4X1-W-h----.RS6..v1

Issued at 20:22 on Friday, 25 August 2023

2 2

WORLD ATHLETICS PARTNERS



RESULTS



4 x 400 Metres Relay Women - Final

INTERMEDIATE TIMES UPDATED

RECORDS	RESULT	TEAM	COUNTRY	VENUE	DATE
World Record WR	3:15.17	Soviet Union	URS	Seoul (KOR)	1 Oct 1988
Championships Record CR	3:16.71	United States	USA	Stuttgart (GER)	22 Aug 1993
World Leading WL	3:20.72	Netherlands	NED	Budapest	27 Aug 2023
Area Record AR		National Record NR		Season Best SB	

27 August 2023 21:50 START TIME 28° C 53 %
TEMPERATURE HUMIDITY

PLACE	TEAM	BIB	LANE	REACTION	RESULT	Fn
1	NETHERLANDS 1146 Eveline SAALBERG 1142 Lieke KLAVER 1145 Cathelijn PEETERS 1136 Femke BOL	NED	9	0.223	3:20.72	WL (1)
2	JAMAICA 1019 Candice MCLEOD 1026 Janieve RUSSELL 1023 Nickisha PRYCE 1038 Stacey Ann WILLIAMS	JAM	8	0.204	3:20.88	SB (1)
3	GREAT BRITAIN & NI 857 Laviai NIELSEN 838 Amber ANNING 861 Ama PIPI 871 Nicole YEARGIN	GBR	7	0.175	3:21.04	SB
4	CANADA 624 Zoe SHERAR 628 Aivanna STIVERNE 608 Kvra CONSTANTINE 613 Grace KONRAD	CAN	5	0.176	3:22.42	SB
5	BELGIUM 557 Helena PONETTE 563 Imke VERVAET 553 Hanne CLAES 554 Camille LAUS	BEL	6	0.238	3:22.84	SB
6	POLAND 1231 Alicia WRONA-KUTRZEPA 1220 Marika POPOWICZ-DRAPAŁA 1232 Patrycja WYCISZKIEWICZ-ZAWADZ 1207 Natalia KACZMAREK	POL	2	0.251	3:24.93	
7	ITALY 992 Alice MANGIONE 998 Anna POLINARI 977 Alessandra BONORA 1002 Giancarla TREVISAN	ITA	4	0.224	3:24.98	
8	IRELAND 960 Sophie BECKER 961 Róisín HARRISON 966 Kelly MCGRORY 965 Sharlene MAWDSLEY	IRL	3	0.223	3:27.08	
9	FRANCE 806 Amandine BROSSIER 822 Louise MARAVAL 835 Mariorie VEYSSIERE 831 Camille SERI	FRA	1	0.191	3:28.35	

RESULTS
4 x 400 Metres Relay Women - Final

INTERMEDIATE TIMES UPDATED

ALL-TIME OUTDOOR TOP LIST				2023 OUTDOOR TOP LIST			
RESULT	TEAM	VENUE	DATE	RESULT	TEAM	VENUE	2023
3:15.17	SOVIET UNION (URS)	Seoul (KOR)	1 Oct 88	3:20.72	NETHERLANDS (NED)	Budapest	27 Aug
3:15.51	UNITED STATES (USA)	Seoul (KOR)	1 Oct 88	3:20.88	JAMAICA (JAM)	Budapest	27 Aug
3:15.92	GERMAN DEMOCRATIC REPUBLIC (GDR)	Erfurt (GER)	3 Jun 84	3:21.04	GREAT BRITAIN & NI (GBR)	Budapest	27 Aug
3:18.38	RUSSIA (RUS)	Stuttgart (GER)	22 Aug 93	3:22.42	CANADA (CAN)	Budapest	27 Aug
3:18.71	JAMAICA (JAM)	Daegu (KOR)	3 Sep 11	3:22.84	BELGIUM (BEL)	Budapest	27 Aug
3:20.04	GREAT BRITAIN & NI (GBR)	Osaka (JPN)	2 Sep 07	3:23.86	ITALY (ITA)	Budapest	26 Aug
3:20.20	UNIFIED TEAM (EUN)	Barcelona (ESP)	8 Aug 92	3:24.05	POLAND (POL)	Budapest	26 Aug
3:20.32	CZECHOSLOVAKIA (TCH)	Helsinki (FIN)	14 Aug 83	3:24.45	ARKANSAS (USA)	Austin, TX (USA)	1 Apr
3:20.53	POLAND (POL)	Tokyo (JPN)	7 Aug 21	3:26.08	CUBA (CUB)	San Salvador (ESA)	7 Jul
3:20.72	NETHERLANDS (NED)	Budapest	27 Aug 23	3:26.18	IRELAND (IRL)	Budapest	26 Aug

RESULT PROGRESSION



4 x 400 Metres Relay Women - Final

CORRECTION OF ITALY NATIONAL RECORD


RECORDS	RESULT	TEAM	COUNTRY	VENUE	DATE
World Record WR	3:15.17	Soviet Union	URS	Seoul (KOR)	1 Oct 1988
Championships Record CR	3:16.71	United States	USA	Stuttgart (GER)	22 Aug 1993
World Leading WL	3:20.72	Netherlands	NED	Budapest	27 Aug 2023
Area Record AR		National Record NR		Season Best SB	

27 August 2023

RANK	BIB	TEAM	PHASE	HEAT	LANE	PLACE	RESULT	
1	NED	NETHERLANDS	Final	1	9	1	3:20.72	WL
			Round 1	1	3	5	3:23.75 Q	SB
2	JAM	JAMAICA	Final	1	8	2	3:20.88	SB
			Round 1	1	8	1	3:22.74 Q	WL
3	GBR	GREAT BRITAIN & NI	Final	1	7	3	3:21.04	SB
			Round 1	2	3	3	3:23.33 Q	SB
4	CAN	CANADA	Final	1	5	4	3:22.42	SB
			Round 1	1	6	2	3:23.29 Q	SB
5	BEL	BELGIUM	Final	1	6	5	3:22.84	SB
			Round 1	2	5	4	3:23.63 Q	SB
6	POL	POLAND	Final	1	2	6	3:24.93	
			Round 1	1	2	7	3:24.05 q	SB
7	ITA	ITALY	Final	1	4	7	3:24.98	
			Round 1	2	4	6	3:23.86 Q	NR
8	IRL	IRELAND	Final	1	3	8	3:27.08	
			Round 1	2	6	8	3:26.18 q	SB
9	FRA	FRANCE	Final	1	1	9	3:28.35	
			Round 1	1	5	9	3:27.50 qR	SB

ALL-TIME OUTDOOR TOP LIST				2023 OUTDOOR TOP LIST			
RESULT	TEAM	VENUE	DATE	RESULT	TEAM	VENUE	2023
3:15.17	SOVIET UNION (URS)	Seoul (KOR)	1 Oct 88	3:20.72	NETHERLANDS (NED)	Budapest	27 Aug
3:15.51	UNITED STATES (USA)	Seoul (KOR)	1 Oct 88	3:20.88	JAMAICA (JAM)	Budapest	27 Aug
3:15.92	GERMAN DEMOCRATIC REPUBLIC (GDR)	Erfurt (GER)	3 Jun 84	3:21.04	GREAT BRITAIN & NI (GBR)	Budapest	27 Aug
3:18.38	RUSSIA (RUS)	Stuttgart (GER)	22 Aug 93	3:22.42	CANADA (CAN)	Budapest	27 Aug
3:18.71	JAMAICA (JAM)	Daegu (KOR)	3 Sep 11	3:22.84	BELGIUM (BEL)	Budapest	27 Aug
3:20.04	GREAT BRITAIN & NI (GBR)	Osaka (JPN)	2 Sep 07	3:23.86	ITALY (ITA)	Budapest	26 Aug
3:20.20	UNIFIED TEAM (EUN)	Barcelona (ESP)	8 Aug 92	3:24.05	POLAND (POL)	Budapest	26 Aug
3:20.32	CZECHOSLOVAKIA (TCH)	Helsinki (FIN)	14 Aug 83	3:24.45	ARKANSAS (USA)	Austin, TX (USA)	1 Apr
3:20.53	POLAND (POL)	Tokyo (JPN)	7 Aug 21	3:26.08	CUBA (CUB)	San Salvador (ESA)	7 Jul
3:20.72	NETHERLANDS (NED)	Budapest	27 Aug 23	3:26.18	IRELAND (IRL)	Budapest	26 Aug

SUMMARY



4 x 400 Metres Relay Women - Round 1

First 3 of each heat (Q) plus 2 fastest times (q) qualify to Final

FRANCE RULE REMOVED

RECORDS	RESULT	TEAM	COUNTRY	VENUE	DATE
World Record WR	3:15.17	Soviet Union	URS	Seoul (KOR)	1 Oct 1988
Championships Record CR	3:16.71	United States	USA	Stuttgart (GER)	22 Aug 1993
World Leading WL	3:22.74	Jamaica	JAM	Budapest	26 Aug 2023
Area Record AR		National Record NR		Season Best SB	

26 August 2023

RANK	PLACE	HEAT	LANE	BIB	TEAM	REACTION	RESULT		
1	1	1	8	JAM	JAMAICA	0.283	3:22.74	Q	WL
2	2	1	6	CAN	CANADA	0.189	3:23.29	Q	SB
3	1	2	3	GBR	GREAT BRITAIN & NI	0.174	3:23.33	Q	SB
4	2	2	5	BEL	BELGIUM	0.160	3:23.63	Q	SB
5	3	1	3	NED	NETHERLANDS	0.203	3:23.75	Q	SB
6	3	2	4	ITA	ITALY	0.186	3:23.86	Q	NR
7	4	1	2	POL	POLAND	0.219	3:24.05	q	SB
8	4	2	6	IRL	IRELAND	0.203	3:26.18	q	SB
9	5	1	5	FRA	FRANCE	0.189	3:27.50	qR	SB
10	6	1	4	GER	GERMANY	0.203	3:27.74		SB
11	5	2	2	HUN	HUNGARY	0.167	3:27.79		NR
12	6	2	9	SUI	SWITZERLAND	0.199	3:29.07		SB
13	7	2	1	CUB	CUBA	0.223	3:29.70		
14	8	2	8	BOT	BOTSWANA	0.325	3:31.85		
15	7	1	9	ESP	SPAIN	0.254	3:31.91		
		2	7	USA	UNITED STATES	0.192	DQ		TR24.7
		1	7	NGR	NIGERIA	0.387	DQ		TR24.6

NOTE WA Rule TR24.6 - Fault at recovering a dropped baton
WA Rule TR24.7 - Passing the baton outside the takeover zone (early / late takeover)

ALL-TIME OUTDOOR TOP LIST

RESULT	TEAM	VENUE	DATE
3:15.17	SOVIET UNION (URS)	Seoul (KOR)	1 Oct 88
3:15.51	UNITED STATES (USA)	Seoul (KOR)	1 Oct 88
3:15.92	GERMAN DEMOCRATIC REPUBLIC (GDR)	Erfurt (GER)	3 Jun 84
3:18.38	RUSSIA (RUS)	Stuttgart (GER)	22 Aug 93
3:18.71	JAMAICA (JAM)	Daegu (KOR)	3 Sep 11
3:20.04	GREAT BRITAIN & NI (GBR)	Osaka (JPN)	2 Sep 07
3:20.20	UNIFIED TEAM (EUN)	Barcelona (ESP)	8 Aug 92
3:20.32	CZECHOSLOVAKIA (TCH)	Helsinki (FIN)	14 Aug 83
3:20.53	POLAND (POL)	Tokyo (JPN)	7 Aug 21
3:20.87	NETHERLANDS (NED)	München (GER)	20 Aug 22

2023 OUTDOOR TOP LIST

RESULT	TEAM	VENUE	2023
3:22.74	JAMAICA (JAM)	Budapest	26 Aug
3:23.29	CANADA (CAN)	Budapest	26 Aug
3:23.33	GREAT BRITAIN & NI (GBR)	Budapest	26 Aug
3:23.63	BELGIUM (BEL)	Budapest	26 Aug
3:23.75	NETHERLANDS (NED)	Budapest	26 Aug
3:23.86	ITALY (ITA)	Budapest	26 Aug
3:24.05	POLAND (POL)	Budapest	26 Aug
3:24.45	ARKANSAS (USA)	Austin, TX (USA)	1 Apr
3:26.08	CUBA (CUB)	San Salvador (ESA)	7 Jul
3:26.18	IRELAND (IRL)	Budapest	26 Aug

SUMMARY



4 x 400 Metres Relay Women - Round 1

First 3 of each heat (Q) plus 2 fastest times (q) qualify to Final

RECORDS	RESULT	TEAM	COUNTRY	VENUE	DATE
World Record WR	3:15.17	Soviet Union	URS	Seoul (KOR)	1 Oct 1988
Championships Record CR	3:16.71	United States	USA	Stuttgart (GER)	22 Aug 1993
World Leading WL	3:22.74	Jamaica	JAM	Budapest	26 Aug 2023
Area Record AR	National Record NR	Season Best SB			

26 August 2023

RANK	PLACE	HEAT	LANE	BIB	TEAM	REACTION	RESULT		
1	1	1	8	JAM	JAMAICA	0.283	3:22.74	Q	WL
2	2	1	6	CAN	CANADA	0.189	3:23.29	Q	SB
3	1	2	3	GBR	GREAT BRITAIN & NI	0.174	3:23.33	Q	SB
4	2	2	5	BEL	BELGIUM	0.160	3:23.63	Q	SB
5	3	1	3	NED	NETHERLANDS	0.203	3:23.75	Q	SB
6	3	2	4	ITA	ITALY	0.186	3:23.86	Q	NR
7	4	1	2	POL	POLAND	0.219	3:24.05	q	SB
8	4	2	6	IRL	IRELAND	0.203	3:26.18	q	SB
9	5	1	5	FRA	FRANCE	0.189	3:27.50	QR	CR
10	6	1	4	GER	GERMANY	0.203	3:27.74		SB
11	5	2	2	HUN	HUNGARY	0.167	3:27.79		NR
12	6	2	9	SUI	SWITZERLAND	0.199	3:29.07		SB
13	7	2	1	CUB	CUBA	0.223	3:29.70		
14	8	2	8	BOT	BOTSWANA	0.325	3:31.85		
15	7	1	9	ESP	SPAIN	0.254	3:31.91		
		2	7	USA	UNITED STATES	0.192	DQ		TR24.7
		1	7	NGR	NIGERIA	0.387	DQ		TR24.6

NOTE WA Rule TR17.2.2 - Jostling / obstruction
WA Rule TR24.6 - Fault at recovering a dropped baton
WA Rule TR24.7 - Passing the baton outside the takeover zone (early / late takeover)

ALL-TIME OUTDOOR TOP LIST

RESULT	TEAM	VENUE	DATE
3:15.17	SOVIET UNION (URS)	Seoul (KOR)	1 Oct 88
3:15.51	UNITED STATES (USA)	Seoul (KOR)	1 Oct 88
3:15.92	GERMAN DEMOCRATIC REPUBLIC (GDR)	Erfurt (GER)	3 Jun 84
3:18.38	RUSSIA (RUS)	Stuttgart (GER)	22 Aug 93
3:18.71	JAMAICA (JAM)	Daegu (KOR)	3 Sep 11
3:20.04	GREAT BRITAIN & NI (GBR)	Osaka (JPN)	2 Sep 07
3:20.20	UNIFIED TEAM (EUN)	Barcelona (ESP)	8 Aug 92
3:20.32	CZECHOSLOVAKIA (TCH)	Helsinki (FIN)	14 Aug 83
3:20.53	POLAND (POL)	Tokyo (JPN)	7 Aug 21
3:20.87	NETHERLANDS (NED)	München (GER)	20 Aug 22

2023 OUTDOOR TOP LIST

RESULT	TEAM	VENUE	2023
3:22.74	JAMAICA (JAM)	Budapest	26 Aug
3:23.29	CANADA (CAN)	Budapest	26 Aug
3:23.33	GREAT BRITAIN & NI (GBR)	Budapest	26 Aug
3:23.63	BELGIUM (BEL)	Budapest	26 Aug
3:23.75	NETHERLANDS (NED)	Budapest	26 Aug
3:23.86	ITALY (ITA)	Budapest	26 Aug
3:24.05	POLAND (POL)	Budapest	26 Aug
3:24.45	ARKANSAS (USA)	Austin, TX (USA)	1 Apr
3:26.08	CUBA (CUB)	San Salvador (ESA)	7 Jul
3:26.18	IRELAND (IRL)	Budapest	26 Aug

RACE ANALYSIS



4 x 400 Metres Relay Women - Round 1

First 3 of each heat (Q) plus 2 fastest times (q) qualify to Final

FRANCE RULE REMOVED

Heat 1 **2**

26 August 2023

19:55 START TIME

33° C TEMPERATURE ↓ 44 % HUMIDITY

1 400m 2 800m 3 1200m

1 JAM JAMAICA				JAM	3:22.74 ^{WL}	
1	52.16 52.16 (4)	2	49.75 1:41.91 (2)	3	50.74 2:32.65 (1)	50.09
2 CAN CANADA				CAN	3:23.29 ^{SB}	
1	51.49 51.49 (1)	2	50.90 1:42.39 (3)	3	50.55 2:32.94 (2)	50.35
3 NED NETHERLANDS				NED	3:23.75 ^{SB}	
1	52.13 52.13 (3)	2	51.14 1:43.27 (5)	3	51.29 2:34.56 (3)	49.19
4 POL POLAND				POL	3:24.05 ^{SB}	
1	52.53 52.53 (5)	2	50.96 1:43.49 (6)	3	51.69 2:35.18 (4)	48.87
5 FRA FRANCE				FRA	3:27.50 ^{SB}	
1	51.55 51.55 (2)	2	46.83 1:38.38 (1)	3	57.85 2:36.23 (7)	51.27
6 GER GERMANY				GER	3:27.74 ^{SB}	
1	52.80 52.80 (7)	2	51.30 1:44.10 (7)	3	52.11 2:36.21 (6)	51.53
7 ESP SPAIN				ESP	3:31.91	
1	53.66 53.66 (8)	2	51.81 1:45.47 (8)	3	53.25 2:38.72 (8)	53.19
NGR NIGERIA				NGR	DQ TR24.6	
1	52.73 52.73 (6)	2	50.01 1:42.74 (4)	3	52.86 2:35.60 (5)	

NOTE WA Rule TR24.6 - Fault at recovering a dropped baton

RACE ANALYSIS



4 x 400 Metres Relay Women - Round 1

First 3 of each heat (Q) plus 2 fastest times (q) qualify to Final

Heat 2 **2**

26 August 2023 20:07 START TIME

31° C TEMPERATURE 48 % HUMIDITY

1 400m 2 800m 3 1200m

1 GBR GREAT BRITAIN & NI				GBR	3:23.33 ^{SB}
1	50.74	2	49.70	3	50.77
	50.74 (1)		1:40.44 (3)		2:31.21 (2)
					52.12
2 BEL BELGIUM				BEL	3:23.63 ^{SB}
1	51.90	2	50.51	3	50.97
	51.90 (6)		1:42.41 (6)		2:33.38 (4)
					50.25
3 ITA ITALY				ITA	3:23.86 ^{NR}
1	51.62	2	50.59	3	47.13
	51.62 (3)		1:42.21 (5)		2:29.34 (1)
					54.52
4 IRL IRELAND				IRL	3:26.18 ^{SB}
1	51.66	2	52.06	3	52.45
	51.66 (4)		1:43.72 (7)		2:36.17 (6)
					50.01
5 HUN HUNGARY				HUN	3:27.79 ^{NR}
1	53.52	2	48.40	3	55.49
	53.52 (9)		1:41.92 (4)		2:37.41 (7)
					50.38
6 SUI SWITZERLAND				SUI	3:29.07 ^{SB}
1	53.11	2	50.97	3	51.96
	53.11 (8)		1:44.08 (8)		2:36.04 (5)
					53.03
7 CUB CUBA				CUB	3:29.70
1	52.78	2	46.17	3	1:00.40
	52.78 (7)		1:38.95 (1)		2:39.35 (9)
					50.35
8 BOT BOTSWANA				BOT	3:31.85
1	51.81	2	52.49	3	54.15
	51.81 (5)		1:44.30 (9)		2:38.45 (8)
					53.40
USA UNITED STATES				USA	DQ TR24.7
1	50.78	2	49.60	3	51.08
	50.78 (2)		1:40.38 (2)		2:31.46 (3)

NOTE WA Rule TR24.7 - Passing the baton outside the takeover zone (early / late takeover)

RESULTS



4 x 400 Metres Relay Women - Round 1

First 3 of each heat (Q) plus 2 fastest times (q) qualify to Final

FRANCE RULE REMOVED

RECORDS	RESULT	TEAM	COUNTRY	VENUE	DATE
World Record WR	3:15.17	Soviet Union	URS	Seoul (KOR)	1 Oct 1988
Championships Record CR	3:16.71	United States	USA	Stuttgart (GER)	22 Aug 1993
World Leading WL	3:22.74	Jamaica	JAM	Budapest	26 Aug 2023
Area Record AR		National Record NR		Season Best SB	

Heat 1
2
26 August 2023 19:55 START TIME

33° C TEMPERATURE ↓ 44 % HUMIDITY

PLACE	TEAM	BIB	LANE	REACTION	RESULT		Fn
1	JAMAICA	JAM	8	0.283	3:22.74	Q WL	
	1040 Charokee YOUNG				52.16 (4)		
	1023 Nickisha PRYCE				49.75 (2)	1:41.91 (2)	
	1027 Shiann SALMON				50.74 (2)	2:32.65 (1)	
	1038 Stacey Ann WILLIAMS				50.09 (3)		
2	CANADA	CAN	6	0.189	3:23.29	Q SB	
	624 Zoe SHERAR				51.49 (1)		
	628 Aivanna STIVERNE				50.90 (4)	1:42.39 (3)	
	608 Kyra CONSTANTINE				50.55 (1)	2:32.94 (2)	
	613 Grace KONRAD				50.35 (4)		
3	NETHERLANDS	NED	3	0.203	3:23.75	Q SB	
	1146 Eveline SAALBERG				52.13 (3)		
	1145 Cathelijn PEETERS				51.14 (6)	1:43.27 (5)	
	1137 Lisanne DE WITTE				51.29 (3)	2:34.56 (3)	
	1136 Femke BOL				49.19 (2)		
4	POLAND	POL	2	0.219	3:24.05	q SB	
	1231 Alicia WRONA-KUTRZEPA				52.53 (5)		
	1220 Marika POPOWICZ-DRAPAŁA				50.96 (5)	1:43.49 (6)	
	1232 Patrycja WYCISZKIEWICZ-ZAWADZ				51.69 (4)	2:35.18 (4)	
	1207 Natalia KACZMAREK				48.87 (1)		
5	FRANCE	FRA	5	0.189	3:27.50	qR SB	
	806 Amandine BROSSIER				51.55 (2)		
	822 Louise MARAVAL				46.83 (1)	1:38.38 (1)	
	832 Sounkamba SYLLA				57.85 (8)	2:36.23 (7)	
	831 Camille SERI				51.27 (5)		
6	GERMANY	GER	4	0.203	3:27.74	SB	
	904 Luna THIEL				52.80 (7)		
	901 Alica SCHMIDT				51.30 (7)	1:44.10 (7)	
	892 Mona MAYER				52.11 (5)	2:36.21 (6)	
	887 Carolina KRAFZIK				51.53 (6)		
7	SPAIN	ESP	9	0.254	3:31.91		
	747 Eva SANTIDRIÁN				53.66 (8)		
	741 Herminia PARRA				51.81 (8)	1:45.47 (8)	
	727 Laura BUENO				53.25 (7)	2:38.72 (8)	
	728 Barbara CAMBLOR				53.19 (7)		
	NIGERIA	NGR	7	0.387	DQ	TR24.6	
	1169 Ella ONOJUWWEVWO				52.73 (6)		
	1164 Patience Okon GEORGE				50.01 (3)	1:42.74 (4)	
	1166 Opeyemi Deborah OKE				52.86 (6)	2:35.60 (5)	
	1171 Imaobonq Nse UKO				54.61 (8)		

NOTE WA Rule TR24.6 - Fault at recovering a dropped baton

RESULTS
4 x 400 Metres Relay Women - Round 1

FRANCE RULE REMOVED

Heat 2 2

26 August 2023 20:07 START TIME

31° C TEMPERATURE 48 % HUMIDITY

PLACE	TEAM	BIB	LANE	REACTION	RESULT	Fn
1	GREAT BRITAIN & NI 857 Laviai NIELSEN 838 Amber ANNING 871 Nicole YEARGIN 847 Yemi Mary JOHN	GBR	3	0.174	3:23.33 50.74 (1) 49.70 (4) 50.77 (2) 52.12 (6)	Q SB 1:40.44 (3) 2:31.21 (2)
2	BELGIUM 559 Naomi VAN DEN BROECK 563 Imke VERVAET 553 Hanne CLAES 557 Helena PONETTE	BEL	5	0.160	3:23.63 51.90 (6) 50.51 (5) 50.97 (3) 50.25 (2)	Q SB 1:42.41 (6) 2:33.38 (4)
3	ITALY 992 Alice MANGIONE 987 Ayomide FOLORUNSO 977 Alessandra BONORA 1002 Giancarla TREVISAN	ITA	4	0.186	3:23.86 51.62 (3) 50.59 (6) 47.13 (1) 54.52 (9)	Q NR 1:42.21 (5) 2:29.34 (1)
4	IRELAND 960 Sophie BECKER 961 Róisín HARRISON 966 Kelly MCGRORY 965 Sharlene MAWDSLEY	IRL	6	0.203	3:26.18 51.66 (4) 52.06 (8) 52.45 (6) 50.01 (1)	q SB 1:43.72 (7) 2:36.17 (6)
5	HUNGARY 940 Evelin NÁDHÁZY 928 Bianka KÉRI 943 Fanni RAPAI 938 Janka MOLNÁR	HUN	2	0.167	3:27.79 53.52 (9) 48.40 (2) 55.49 (8) 50.38 (4)	NR 1:41.92 (4) 2:37.41 (7)
6	SWITZERLAND 1309 Giulia SENN 1306 Julia NIEDERBERGER 1307 Rachel PELLAUD 1297 Catia GUBELMANN	SUI	9	0.199	3:29.07 53.11 (8) 50.97 (7) 51.96 (5) 53.03 (7)	SB 1:44.08 (8) 2:36.04 (5)
7	CUBA 677 Zurian HECHAVARRÍA 684 Lisneidy VEITÍA 672 Rose Mary ALMANZA 676 Roxana GÓMEZ	CUB	1	0.223	3:29.70 52.78 (7) 46.17 (1) 1:00.40 (9) 50.35 (3)	1:38.95 (1) 2:39.35 (9)
8	BOTSWANA 568 Lydia JELE 571 Oratile NOWE 570 Galefele MOROKO 569 Obakeng KAMBERUKA	BOT	8	0.325	3:31.85 51.81 (5) 52.49 (9) 54.15 (7) 53.40 (8)	1:44.30 (9) 2:38.45 (8)
	UNITED STATES 1411 Lynna IRBY-JACKSON 1395 Rosey EFFIONG 1405 Quanera HAYES 1408 Alexis HOLMES	USA	7	0.192	DQ 50.78 (2) 49.60 (3) 51.08 (4) 51.89 (5)	TR24.7 1:40.38 (2) 2:31.46 (3)

NOTE WA Rule TR24.7 - Passing the baton outside the takeover zone (early / late takeover)

RESULTS
4 x 400 Metres Relay Women - Round 1

FRANCE RULE REMOVED

ALL-TIME OUTDOOR TOP LIST				2023 OUTDOOR TOP LIST			
RESULT	TEAM	VENUE	DATE	RESULT	TEAM	VENUE	2023
3:15.17	SOVIET UNION (URS)	Seoul (KOR)	1 Oct 88	3:22.74	JAMAICA (JAM)	Budapest	26 Aug
3:15.51	UNITED STATES (USA)	Seoul (KOR)	1 Oct 88	3:23.29	CANADA (CAN)	Budapest	26 Aug
3:15.92	GERMAN DEMOCRATIC REPUBLIC (GDR)	Erfurt (GER)	3 Jun 84	3:23.33	GREAT BRITAIN & NI (GBR)	Budapest	26 Aug
3:18.38	RUSSIA (RUS)	Stuttgart (GER)	22 Aug 93	3:23.63	BELGIUM (BEL)	Budapest	26 Aug
3:18.71	JAMAICA (JAM)	Daegu (KOR)	3 Sep 11	3:23.75	NETHERLANDS (NED)	Budapest	26 Aug
3:20.04	GREAT BRITAIN & NI (GBR)	Osaka (JPN)	2 Sep 07	3:23.86	ITALY (ITA)	Budapest	26 Aug
3:20.20	UNIFIED TEAM (EUN)	Barcelona (ESP)	8 Aug 92	3:24.05	POLAND (POL)	Budapest	26 Aug
3:20.32	CZECHOSLOVAKIA (TCH)	Helsinki (FIN)	14 Aug 83	3:24.45	ARKANSAS (USA)	Austin, TX (USA)	1 Apr
3:20.53	POLAND (POL)	Tokyo (JPN)	7 Aug 21	3:26.08	CUBA (CUB)	San Salvador (ESA)	7 Jul
3:20.87	NETHERLANDS (NED)	München (GER)	20 Aug 22	3:26.18	IRELAND (IRL)	Budapest	26 Aug

RESULTS



4 x 400 Metres Relay Women - Round 1

First 3 of each heat (Q) plus 2 fastest times (q) qualify to Final

RECORDS	RESULT	TEAM	COUNTRY	VENUE	DATE
World Record WR	3:15.17	Soviet Union	URS	Seoul (KOR)	1 Oct 1988
Championships Record CR	3:16.71	United States	USA	Stuttgart (GER)	22 Aug 1993
World Leading WL	3:22.74	Jamaica	JAM	Budapest	26 Aug 2023
Area Record AR		National Record NR		Season Best SB	

Heat 1

2

26 August 2023

19:55 START TIME

33° C TEMPERATURE
44 % HUMIDITY

PLACE	TEAM	BIB	LANE	REACTION	RESULT		Fn
1	JAMAICA	JAM	8	0.283	3:22.74	Q	WL
	1040 Charokee YOUNG				52.16 (4)		
	1023 Nickisha PRYCE				49.75 (2)	1:41.91 (2)	
	1027 Shiann SALMON				50.74 (2)	2:32.65 (1)	
	1038 Stacey Ann WILLIAMS				50.09 (3)		
2	CANADA	CAN	6	0.189	3:23.29	Q	SB
	624 Zoe SHERAR				51.49 (1)		
	628 Aivanna STIVERNE				50.90 (4)	1:42.39 (3)	
	608 Kvra CONSTANTINE				50.55 (1)	2:32.94 (2)	
	613 Grace KONRAD				50.35 (4)		
3	NETHERLANDS	NED	3	0.203	3:23.75	Q	SB
	1146 Eveline SAALBERG				52.13 (3)		
	1145 Cathelijn PEETERS				51.14 (6)	1:43.27 (5)	
	1137 Lisanne DE WITTE				51.29 (3)	2:34.56 (3)	
	1136 Femke BOL				49.19 (2)		
4	POLAND	POL	2	0.219	3:24.05	q	SB
	1231 Alicia WRONA-KUTRZEPA				52.53 (5)		
	1220 Marika POPOWICZ-DRAPAŁA				50.96 (5)	1:43.49 (6)	
	1232 Patrycja WYCISZKIEWICZ-ZAWADZ				51.69 (4)	2:35.18 (4)	
	1207 Natalia KACZMAREK				48.87 (1)		
5	FRANCE	FRA	5	0.189	3:27.50	TR17.02	SB
	806 Amandine BROSSIER				51.55 (2)		
	822 Louise MARAVAL				46.83 (1)	1:38.38 (1)	
	832 Sounkamba SYLLA				57.85 (8)	2:36.23 (7)	
	831 Camille SERI				51.27 (5)		
6	GERMANY	GER	4	0.203	3:27.74		SB
	904 Luna THIEL				52.80 (7)		
	901 Alica SCHMIDT				51.30 (7)	1:44.10 (7)	
	892 Mona MAYER				52.11 (5)	2:36.21 (6)	
	887 Carolina KRAFZIK				51.53 (6)		
7	SPAIN	ESP	9	0.254	3:31.91		
	747 Eva SANTIDRIÁN				53.66 (8)		
	741 Herminia PARRA				51.81 (8)	1:45.47 (8)	
	727 Laura BUENO				53.25 (7)	2:38.72 (8)	
	728 Barbara CAMBLOR				53.19 (7)		
	NIGERIA	NGR	7	0.387	DQ	TR24.6	
	1169 Ella ONOJUWWEVWO				52.73 (6)		
	1164 Patience Okon GEORGE				50.01 (3)	1:42.74 (4)	
	1166 Opeyemi Deborah OKE				52.86 (6)	2:35.60 (5)	
	1171 Imaobonq Nse UKO				54.61 (8)		

NOTE WA Rule TR17.2.2 - Jostling / obstruction
WA Rule TR24.6 - Fault at recovering a dropped baton

RESULTS
4 x 400 Metres Relay Women - Round 1

Heat 2 2

26 August 2023 20:07 START TIME 31° C TEMPERATURE 48 % HUMIDITY

PLACE	TEAM	BIB	LANE	REACTION	RESULT	Q	SB	NR	Fn
1	GREAT BRITAIN & NI	GBR	3	0.174	3:23.33	Q	SB		
	857 Laviai NIELSEN				50.74 (1)				
	838 Amber ANNING				49.70 (4)	1:40.44 (3)			
	871 Nicole YEARGIN				50.77 (2)	2:31.21 (2)			
	847 Yemi Mary JOHN				52.12 (6)				
2	BELGIUM	BEL	5	0.160	3:23.63	Q	SB		
	559 Naomi VAN DEN BROECK				51.90 (6)				
	563 Imke VERVAET				50.51 (5)	1:42.41 (6)			
	553 Hanne CLAES				50.97 (3)	2:33.38 (4)			
	557 Helena PONETTE				50.25 (2)				
3	ITALY	ITA	4	0.186	3:23.86	Q		NR	
	992 Alice MANGIONE				51.62 (3)				
	987 Avomide FOLORUNSO				50.59 (6)	1:42.21 (5)			
	977 Alessandra BONORA				47.13 (1)	2:29.34 (1)			
	1002 Giancarla TREVISAN				54.52 (9)				
4	IRELAND	IRL	6	0.203	3:26.18	q	SB		
	960 Sophie BECKER				51.66 (4)				
	961 Róisín HARRISON				52.06 (8)	1:43.72 (7)			
	966 Kelly MCGRORY				52.45 (6)	2:36.17 (6)			
	965 Sharlene MAWDSLEY				50.01 (1)				
5	HUNGARY	HUN	2	0.167	3:27.79			NR	
	940 Evelin NÁDHÁZY				53.52 (9)				
	928 Bianka KÉRI				48.40 (2)	1:41.92 (4)			
	943 Fanni RAPAI				55.49 (8)	2:37.41 (7)			
	938 Janka MOLNÁR				50.38 (4)				
6	SWITZERLAND	SUI	9	0.199	3:29.07			SB	
	1309 Giulia SENN				53.11 (8)				
	1306 Julia NIEDERBERGER				50.97 (7)	1:44.08 (8)			
	1307 Rachel PELLAUD				51.96 (5)	2:36.04 (5)			
	1297 Catia GUBELMANN				53.03 (7)				
7	CUBA	CUB	1	0.223	3:29.70				
	677 Zurian HECHAVARRÍA				52.78 (7)				
	684 Lisneidy VEITÍA				46.17 (1)	1:38.95 (1)			
	672 Rose Mary ALMANZA				1:00.40 (9)	2:39.35 (9)			
	676 Roxana GÓMEZ				50.35 (3)				
8	BOTSWANA	BOT	8	0.325	3:31.85				
	568 Lydia JELE				51.81 (5)				
	571 Oratile NOWE				52.49 (9)	1:44.30 (9)			
	570 Galefele MOROKO				54.15 (7)	2:38.45 (8)			
	569 Obakenq KAMBERUKA				53.40 (8)				
	UNITED STATES	USA	7	0.192	DQ				TR24.7
	1411 Lynna IRBY-JACKSON				50.78 (2)				
	1395 Rosey EFFIONG				49.60 (3)	1:40.38 (2)			
	1405 Quanera HAYES				51.08 (4)	2:31.46 (3)			
	1408 Alexis HOLMES				51.89 (5)				

NOTE WA Rule TR24.7 - Passing the baton outside the takeover zone (early / late takeover)

ALL-TIME OUTDOOR TOP LIST				2023 OUTDOOR TOP LIST			
RESULT	TEAM	VENUE	DATE	RESULT	TEAM	VENUE	2023
3:15.17	SOVIET UNION (URS)	Seoul (KOR)	1 Oct 88	3:22.74	JAMAICA (JAM)	Budapest	26 Aug
3:15.51	UNITED STATES (USA)	Seoul (KOR)	1 Oct 88	3:23.29	CANADA (CAN)	Budapest	26 Aug
3:15.92	GERMAN DEMOCRATIC REPUBLIC (GDR)	Erfurt (GER)	3 Jun 84	3:23.33	GREAT BRITAIN & NI (GBR)	Budapest	26 Aug
3:18.38	RUSSIA (RUS)	Stuttgart (GER)	22 Aug 93	3:23.63	BELGIUM (BEL)	Budapest	26 Aug
3:18.71	JAMAICA (JAM)	Daegu (KOR)	3 Sep 11	3:23.75	NETHERLANDS (NED)	Budapest	26 Aug
3:20.04	GREAT BRITAIN & NI (GBR)	Osaka (JPN)	2 Sep 07	3:23.86	ITALY (ITA)	Budapest	26 Aug
3:20.20	UNIFIED TEAM (EUN)	Barcelona (ESP)	8 Aug 92	3:24.05	POLAND (POL)	Budapest	26 Aug
3:20.32	CZECHOSLOVAKIA (TCH)	Helsinki (FIN)	14 Aug 83	3:24.45	ARKANSAS (USA)	Austin, TX (USA)	1 Apr
3:20.53	POLAND (POL)	Tokyo (JPN)	7 Aug 21	3:26.08	CUBA (CUB)	San Salvador (ESA)	7 Jul
3:20.87	NETHERLANDS (NED)	München (GER)	20 Aug 22	3:26.18	IRELAND (IRL)	Budapest	26 Aug

Timing by SEIKO

AT-4X4-W-h----.RS6..v1

Issued at 20:25 on Saturday, 26 August 2023

2 2

WORLD ATHLETICS PARTNERS



SUMMARY



100 Metres Hurdles Women - Heptathlon

RECORDS	RESULT	NAME	COUNTRY	AGE	VENUE	DATE
World Heptathlon Best WHB	12.54	Jessica ENNIS-HILL	GBR	26	London (GBR)	3 Aug 2012
Champ. Heptathlon Best CHB	12.58	Kendell WILLIAMS	USA	24	Doha (QAT)	2 Oct 2019
Area Record AR		National Record NR		Personal Best PB		Season Best SB

19 August 2023

RANK	PLACE	HEAT	LANE	BIB	NAME	COUNTRY	DATE of BIRTH	RESULT	WIND	POINTS	TOTAL
1	1	3	8	1377	Taliyah BROOKS	USA	8 Feb 95	12.78	SB +0.4	1158	1158
2	2	3	5	1402	Anna HALL	USA	23 Mar 01	12.97	+0.4	1129	1129
3	3	3	7	1404	Chari HAWKINS	USA	21 May 91	13.04	PB +0.4	1118	1118
4	4	3	3	834	Esther CONDE-TURPIN	FRA	29 Apr 96	13.24	SB +0.4	1089	1089
5	1	1	4	564	Noor VIDTS	BEL	30 May 96	13.33	SB -1.1	1075	1075
6	1	2	6	1300	Annik KÄLIN	SUI	27 Apr 00	13.36	SB -0.2	1071	1071
7	2	2	5	1144	Emma OOSTERWEGEL	NED	29 Jun 98	13.38	SB -0.2	1068	1068
8	5	3	4	1156	Anouk VETTER	NED	4 Feb 93	13.42	+0.4	1062	1062
9	2	1	8	934	Xénia KRIZSÁN	HUN	13 Jan 93	13.48	SB -1.1	1053	1053
10	6	3	6	848	Katarina JOHNSON-THOMPSON	GBR	9 Jan 93	13.50	+0.4	1050	1050
11	3	2	2	807	Léonie CAMBOURS	FRA	31 Jul 00	13.56	SB -0.2	1041	1041
12	3	1	7	968	Kate O'CONNOR	IRL	12 Dec 00	13.57	PB -1.1	1040	1040
13	4	2	3	907	Sophie WEIßENBERG	GER	24 Sep 97	13.58	-0.2	1039	1039
14	7	3	9	899	Carolin SCHÄFER	GER	5 Dec 91	13.60	+0.4	1036	1036
15	5	2	4	818	Auriana LAZRAQ-KHLASS	FRA	22 Apr 99	13.62 ^(.618)	-0.2	1033	1033
16	8	3	2	803	Saga VANNINEN	FIN	4 May 03	13.62 ^(.619)	+0.4	1033	1033
17	6	2	8	941	Rita NEMES	HUN	30 Nov 89	13.63	-0.2	1031	1031
18	7	2	9	662	Martha Valeria ARAUJO SINISTERR	COL	12 May 96	13.65	-0.2	1028	1028
19	8	2	7	1138	Sofie DOKTER	NED	19 Dec 02	13.82	-0.2	1004	1004
20	4	1	3	877	Vanessa GRIMM	GER	22 Apr 97	14.00	-1.1	978	978
21	5	1	6	540	Sarah LAGGER	AUT	3 Sep 99	14.21	-1.1	949	949
22	6	1	5	1215	Paulina LIGARSKA	POL	9 Apr 96	14.31	-1.1	935	935
23	7	1	2	1452	Ekaterina VORONINA	UZB	16 Feb 92	14.77	-1.1	872	872

RESULTS



100 Metres Hurdles Women - Heptathlon

RECORDS	RESULT	NAME	COUNTRY	AGE	VENUE	DATE	
World Heptathlon Best	WHB 12.54	Jessica ENNIS-HILL	GBR	26	London (GBR)	3 Aug 2012	
Champ. Heptathlon Best	CHB 12.58	Kendell WILLIAMS	USA	24	Doha (QAT)	2 Oct 2019	
Area Record	AR	National Record	NR	Personal Best	PB	Season Best	SB

Heat 1 3 19 August 2023 11:35 START TIME 20° C TEMPERATURE 94 % HUMIDITY -1.1m/s WIND

PLACE	BIB	NAME	COUNTRY	DATE of BIRTH	LANE	RESULT	REACTION	Fn	POINTS	TOTAL
1	564	Noor VIDTS	BEL	30 May 96	4	13.33	SB 0.176		1075	1075
2	934	Xénia KRIZSÁN	HUN	13 Jan 93	8	13.48	SB 0.159		1053	1053
3	968	Kate O'CONNOR	IRL	12 Dec 00	7	13.57	PB 0.167		1040	1040
4	877	Vanessa GRIMM	GER	22 Apr 97	3	14.00	0.187		978	978
5	540	Sarah LAGGER	AUT	3 Sep 99	6	14.21	0.243		949	949
6	1215	Paulina LIGARSKA	POL	9 Apr 96	5	14.31	0.184		935	935
7	1452	Ekaterina VORONINA	UZB	16 Feb 92	2	14.77	0.172		872	872

Heat 2 3 19 August 2023 11:42 START TIME 20° C TEMPERATURE 94 % HUMIDITY -0.2m/s WIND

PLACE	BIB	NAME	COUNTRY	DATE of BIRTH	LANE	RESULT	REACTION	Fn	POINTS	TOTAL
1	1300	Annik KÄLIN	SUI	27 Apr 00	6	13.36	SB 0.169		1071	1071
2	1144	Emma OOSTERWEGEL	NED	29 Jun 98	5	13.38	SB 0.181		1068	1068
3	807	Léonie CAMBOURS	FRA	31 Jul 00	2	13.56	SB 0.180		1041	1041
4	907	Sophie WEIßENBERG	GER	24 Sep 97	3	13.58	0.182		1039	1039
5	818	Auriana LAZRAQ-KHLASS	FRA	22 Apr 99	4	13.62 (.618)	0.156		1033	1033
6	941	Rita NEMES	HUN	30 Nov 89	8	13.63	0.162		1031	1031
7	662	Martha Valeria ARAUJO SINISTERRA	COL	12 May 96	9	13.65	0.171		1028	1028
8	1138	Sofie DOKTER	NED	19 Dec 02	7	13.82	0.158		1004	1004


Heat 3 3 19 August 2023 11:49 START TIME 20° C TEMPERATURE 94 % HUMIDITY +0.4m/s WIND

PLACE	BIB	NAME	COUNTRY	DATE of BIRTH	LANE	RESULT	REACTION	Fn	POINTS	TOTAL
1	1377	Taliyah BROOKS	USA	8 Feb 95	8	12.78	SB 0.177		1158	1158
2	1402	Anna HALL	USA	23 Mar 01	5	12.97	0.187		1129	1129
3	1404	Chari HAWKINS	USA	21 May 91	7	13.04	PB 0.168		1118	1118
4	834	Esther CONDE-TURPIN	FRA	29 Apr 96	3	13.24	SB 0.172		1089	1089
5	1156	Anouk VETTER	NED	4 Feb 93	4	13.42	0.153		1062	1062
6	848	Katarina JOHNSON-THOMPSON	GBR	9 Jan 93	6	13.50	0.185		1050	1050
7	899	Carolyn SCHÄFER	GER	5 Dec 91	9	13.60	0.151		1036	1036
8	803	Saga VANNINEN	FIN	4 May 03	2	13.62 (.619)	0.161		1033	1033

HEPTATHLON SUMMARY AFTER 1 EVENT

RECORDS	RESULT	NAME	COUNTRY	AGE	VENUE	DATE
World Record WR	7291	Jackie JOYNER-KERSEE	USA	26	Seoul (KOR)	24 Sep 1988
Championships Record CR	7128	Jackie JOYNER-KERSEE	USA	25	Roma (ITA)	1 Sep 1987
World Leading WL	6988	Anna HALL	USA	22	Götzis (AUT)	28 May 2023


19-20 August 2023



PLACE	BIB	NAME	COUNTRY	POINTS	POINTS BEHIND LEADER	100 Metres Hurdles	High Jump	Shot Put	200 Metres	Long Jump	Javelin Throw	800 Metres
1	1377	Taliyah BROOKS	USA	1158		12.78 (+0.4)						1158(1)
2	1402	Anna HALL	USA	1129	-29	12.97 (+0.4)						1129(2)
3	1404	Chari HAWKINS	USA	1118	-40	13.04 (+0.4)						1118(3)
4	834	Esther CONDE-TURPIN	FRA	1089	-69	13.24 (+0.4)						1089(4)
5	564	Noor VIDTS	BEL	1075	-83	13.33 (-1.1)						1075(5)
6	1300	Annik KÄLIN	SUI	1071	-87	13.36 (-0.2)						1071(6)
7	1144	Emma OOSTERWEGEL	NED	1068	-90	13.38 (-0.2)						1068(7)
8	1156	Anouk VETTER	NED	1062	-96	13.42 (+0.4)						1062(8)
9	934	Xénia KRIZSÁN	HUN	1053	-105	13.48 (-1.1)						1053(9)
10	848	Katarina JOHNSON-THOMPSON	GBR	1050	-108	13.50 (+0.4)						1050(10)
11	807	Léonie CAMBOURS	FRA	1041	-117	13.56 (-0.2)						1041(11)
12	968	Kate O'CONNOR	IRL	1040	-118	13.57 (-1.1)						1040(12)
13	907	Sophie WEIßENBERG	GER	1039	-119	13.58 (-0.2)						1039(13)
14	899	Carolin SCHÄFER	GER	1036	-122	13.60 (+0.4)						1036(14)
15	818	Auriana LAZRAQ-KHLASS	FRA	1033	-125	13.62 (-0.2)						1033(15)
15	803	Saga VANNINEN	FIN	1033	-125	13.62 (+0.4)						1033(16)
17	941	Rita NEMES	HUN	1031	-127	13.63 (-0.2)						1031(17)

HEPTATHLON SUMMARY AFTER 1 EVENTS

19-20 August 2023



PLACE	BIB	NAME	COUNTRY	POINTS	POINTS BEHIND LEADER	100 Metres Hurdles	High Jump	Shot Put	200 Metres	Long Jump	Javelin Throw	800 Metres
18	662	Martha Valeria ARAUJO SINISTE	COL	1028	-130	13.65 (-0.2)						1028(18)
19	1138	Sofie DOKTER	NED	1004	-154	13.82 (-0.2)						1004(19)
20	877	Vanessa GRIMM	GER	978	-180	14.00 (-1.1)						978(20)
21	540	Sarah LAGGER	AUT	949	-209	14.21 (-1.1)						949(21)
22	1215	Paulina LIGARSKA	POL	935	-223	14.31 (-1.1)						935(22)
23	1452	Ekaterina VORONINA	UZB	872	-286	14.77 (-1.1)						872(23)

SUMMARY



High Jump Women - Heptathlon

RECORDS	RESULT	NAME	COUNTRY	AGE	VENUE	DATE	
World Heptathlon Best	WHB	2.02 Nafissatou THIAM	BEL	25	Talence (FRA)	22 Jun 2019	
Champ. Heptathlon Best	CHB	1.95 Carolina KLÜFT	SWE	24	Osaka (JPN)	25 Aug 2007	
Champ. Heptathlon Best	CHB	1.95 Nafissatou THIAM	BEL	23	London (GBR)	5 Aug 2017	
Champ. Heptathlon Best	CHB	1.95 Yorgelis RODRÍGUEZ	CUB	22	London (GBR)	5 Aug 2017	
Champ. Heptathlon Best	CHB	1.95 Katarina JOHNSON-THOMPSON	GBR	26	Doha (QAT)	2 Oct 2019	
Area Record	AR	National Record	NR	Personal Best	PB	Season Best	SB

19 August 2023

RANK	PLACE	GROUP	BIB	NAME	COUNTRY	DATE of BIRTH	RESULT		POINTS	TOTAL
1	1	A	907	Sophie WEIßENBERG	GER	24 Sep 97	1.86	PB	1054	2093
2	2	A	848	Katarina JOHNSON-THOMPSON	GBR	9 Jan 93	1.86		1054	2104
3	3	A	1402	Anna HALL	USA	23 Mar 01	1.83		1016	2145
3	3	A	1404	Chari HAWKINS	USA	21 May 91	1.83	SB	1016	2134
5	5	A	968	Kate O'CONNOR	IRL	12 Dec 00	1.80	SB	978	2018
5	5	A	1377	Taliyah BROOKS	USA	8 Feb 95	1.80		978	2136
7	7	A	564	Noor VIDTS	BEL	30 May 96	1.80		978	2053
8	8	A	803	Saga VANNINEN	FIN	4 May 03	1.80	PB	978	2011
8	8	A	1138	Sofie DOKTER	NED	19 Dec 02	1.80		978	1982
10	1	B	818	Auriana LAZRAQ-KHLASS	FRA	22 Apr 99	1.77	PB	941	1974
10	10	A	1452	Ekaterina VORONINA	UZB	16 Feb 92	1.77		941	1813
12	11	A	941	Rita NEMES	HUN	30 Nov 89	1.77		941	1972
13	2	B	899	Carolin SCHÄFER	GER	5 Dec 91	1.77	SB	941	1977
13	2	B	934	Xénia KRIZSÁN	HUN	13 Jan 93	1.77	SB	941	1994
15	4	B	834	Esther CONDE-TURPIN	FRA	29 Apr 96	1.77	SB	941	2030
15	4	B	540	Sarah LAGGER	AUT	3 Sep 99	1.77	SB	941	1890
17	6	B	877	Vanessa GRIMM	GER	22 Apr 97	1.74	SB	903	1881
18	12	A	807	Léonie CAMBOURS	FRA	31 Jul 00	1.74		903	1944
19	7	B	1300	Annik KÄLIN	SUI	27 Apr 00	1.71	SB	867	1938
19	7	B	1156	Anouk VETTER	NED	4 Feb 93	1.71	SB	867	1929
21	9	B	1144	Emma OOSTERWEGEL	NED	29 Jun 98	1.71	SB	867	1935
21	9	B	1215	Paulina LIGARSKA	POL	9 Apr 96	1.71	SB	867	1802
23	11	B	662	Martha Valeria ARAUJO SINISTERR	COL	12 May 96	1.65	SB	795	1823

RESULTS



High Jump Women - Heptathlon

RECORDS	RESULT	NAME	COUNTRY	AGE	VENUE	DATE	
World Heptathlon Best	WHB	2.02 Nafissatou THIAM	BEL	25	Talence (FRA)	22 Jun 2019	
Champ. Heptathlon Best	CHB	1.95 Carolina KLÜFT	SWE	24	Osaka (JPN)	25 Aug 2007	
Champ. Heptathlon Best	CHB	1.95 Nafissatou THIAM	BEL	23	London (GBR)	5 Aug 2017	
Champ. Heptathlon Best	CHB	1.95 Yorgelis RODRÍGUEZ	CUB	22	London (GBR)	5 Aug 2017	
Champ. Heptathlon Best	CHB	1.95 Katarina JOHNSON-THOMPSON	GBR	26	Doha (QAT)	2 Oct 2019	
Area Record	AR	National Record	NR	Personal Best	PB	Season Best	SB

Group A

19 August 2023 12:46 START TIME 21° C 94 %
 14:23 END TIME 29° C 60 %
TEMPERATURE HUMIDITY

PLACE	BIB	NAME	COUNTRY	DATE of BIRTH	ORDER	RESULT	1.65	1.68	1.71	1.74	1.77	1.80	1.83	1.86	1.89	POINTS	TOTAL
1	907	Sophie WEIßENBERG	GER	24 Sep 97	11	1.86 PB	-	-	-	0	0	0	XXO	XO	Xr	1054	2093
2	848	Katarina JOHNSON-THOMPSON	GBR	9 Jan 93	3	1.86	-	-	-	-	0	XXO	XO	XXO	XXX	1054	2104
3	1402	Anna HALL	USA	23 Mar 01	7	1.83	-	-	-	0	0	XO	0	XXX		1016	2145
3	1404	Chari HAWKINS	USA	21 May 91	6	1.83 SB	-	-	0	0	0	XO	0	XXX		1016	2134
5	1377	Taliyah BROOKS	USA	8 Feb 95	2	1.80	-	-	-	0	XO	0	XXX			978	2136
5	968	Kate O'CONNOR	IRL	12 Dec 00	10	1.80 SB	0	0	0	0	XO	0	XXX			978	2018
7	564	Noor VIDTS	BEL	30 May 96	5	1.80	-	0	0	XXO	0	XO	XXX			978	2053
8	1138	Sofie DOKTER	NED	19 Dec 02	9	1.80	-	-	0	0	XO	XXO	XXX			978	1982
8	803	Saga VANNINEN	FIN	4 May 03	4	1.80 PB	-	0	0	XO	0	XXO	XXX			978	2011
10	1452	Ekaterina VORONINA	UZB	16 Feb 92	8	1.77	0	0	XO	0	0	XXX				941	1813
11	941	Rita NEMES	HUN	30 Nov 89	1	1.77	0	0	XXO	0	0	XXX				941	1972
12	807	Léonie CAMBOURS	FRA	31 Jul 00	12	1.74	-	XO	XO	XXO	XXX					903	1944

RESULTS
High Jump Women - Heptathlon

Group B

19 August 2023 12:46 START TIME 21° C 94 %
14:05 END TIME 26° C 65 %
TEMPERATURE HUMIDITY

PLACE	BIB	NAME	COUNTRY	DATE of BIRTH	ORDER	RESULT	1.56	1.59	1.62	1.65	1.68	1.71	1.74	1.77	1.80	POINTS	TOTAL
1	818	Auriana LAZRAQ-KHLASS	FRA	22 Apr 99	11	1.77 SB	-	-	0	0	0	X0	0	0	XXX	941	1974
2	934	Xénia KRIZSÁN	HUN	13 Jan 93	3	1.77 SB	-	-	0	0	0	0	0	X0	XXX	941	1994
2	899	Carolyn SCHÄFER	GER	5 Dec 91	9	1.77 SB	-	-	-	0	0	0	0	X0	XXX	941	1977
4	834	Esther CONDE-TURPIN	FRA	29 Apr 96	7	1.77 SB	-	-	-	0	0	0	0	XX0	XXX	941	2030
4	540	Sarah LAGGER	AUT	3 Sep 99	4	1.77 SB	-	-	-	0	0	0	0	XX0	XXX	941	1890
6	877	Vanessa GRIMM	GER	22 Apr 97	6	1.74 SB	-	-	0	0	0	X0	0	XXX		903	1881
7	1300	Annik KÄLIN	SUI	27 Apr 00	5	1.71 SB	-	-	-	-	X0	0	Xr			867	1938
7	1156	Anouk VETTER	NED	4 Feb 93	1	1.71 SB	-	-	-	X0	0	0	XXX			867	1929
9	1215	Paulina LIGARSKA	POL	9 Apr 96	10	1.71 SB	-	-	0	0	0	X0	XXX			867	1802
9	1144	Emma OOSTERWEGEL	NED	29 Jun 98	8	1.71 SB	-	-	0	0	0	X0	XXX			867	1935
11	662	Martha Valeria ARAUJO SINISTE	COL	12 May 96	2	1.65 SB	0	X0	0	0	XXX					795	1823

SUMMARY



Long Jump Women - Heptathlon

RECORDS	RESULT	NAME	COUNTRY	AGE	VENUE	DATE	
World Heptathlon Best	WHB	7.27 Jackie JOYNER-KERSEE	USA	26	Seoul (KOR)	24 Sep 1988	
Champ. Heptathlon Best	CHB	7.14 Jackie JOYNER-KERSEE	USA	25	Roma (ITA)	1 Sep 1987	
Area Record	AR	National Record	NR	Personal Best	PB	Season Best	SB

20 August 2023

RANK	PLACE	GROUP	BIB	NAME	COUNTRY	DATE of BIRTH	RESULT	WIND	POINTS	TOTAL
1	1	B	848	Katarina JOHNSON-THOMPSON	GBR	9 Jan 93	6.54	-0.1	1020	4925
2	2	B	564	Noor VIDTS	BEL	30 May 96	6.35	+0.6	959	4792
3	1	A	934	Xénia KRIZSÁN	HUN	13 Jan 93	6.30	SB +0.8	943	4615
4	3	B	941	Rita NEMES	HUN	30 Nov 89	6.29	-0.3	940	4520
5	4	B	1402	Anna HALL	USA	23 Mar 01	6.19	+0.8	908	4906
6	5	B	1144	Emma OOSTERWEGEL	NED	29 Jun 98	6.19	-0.1	908	4574
7	2	A	1404	Chari HAWKINS	USA	21 May 91	6.16	SB 0.0	899	4799
8	6	B	907	Sophie WEIßENBERG	GER	24 Sep 97	6.10	+0.3	880	4757
9	7	B	877	Vanessa GRIMM	GER	22 Apr 97	6.10	-0.2	880	4479
10	8	B	807	Léonie CAMBOURS	FRA	31 Jul 00	6.09	+1.0	877	4458
11	3	A	1138	Sofie DOKTER	NED	19 Dec 02	6.09	+0.2	877	4588
12	9	B	803	Saga VANNINEN	FIN	4 May 03	6.06	+0.5	868	4639
13	4	A	818	Auriana LAZRAQ-KHLASS	FRA	22 Apr 99	6.01	-0.2	853	4565
14	10	B	1156	Anouk VETTER	NED	4 Feb 93	5.99	-0.5	846	4638
15	5	A	662	Martha Valeria ARAUJO SINISTERR	COL	12 May 96	5.90	-0.1	819	4176
16	6	A	540	Sarah LAGGER	AUT	3 Sep 99	5.85	-0.4	804	4282
17	7	A	968	Kate O'CONNOR	IRL	12 Dec 00	5.74	-1.2	771	4455
18	8	A	1452	Ekaterina VORONINA	UZB	16 Feb 92	5.71	-0.2	762	4155
19	9	A	1215	Paulina LIGARSKA	POL	9 Apr 96	5.66	-0.1	747	4174
		A	834	Esther CONDE-TURPIN	FRA	29 Apr 96	NM		0	3626
		B	1377	Taliyah BROOKS	USA	8 Feb 95	NM		0	3888

RESULTS



Long Jump Women - Heptathlon

RECORDS	RESULT	NAME	COUNTRY	AGE	VENUE	DATE	
World Heptathlon Best	7.27	Jackie JOYNER-KERSEE	USA	26	Seoul (KOR)	24 Sep 1988	
Champ. Heptathlon Best	7.14	Jackie JOYNER-KERSEE	USA	25	Roma (ITA)	1 Sep 1987	
Area Record	AR	National Record	NR	Personal Best	PB	Season Best	SB

Group A

20 August 2023 09:50 START TIME
29° C 63%
TEMPERATURE HUMIDITY
10:32 END TIME 30° C 58%

PLACE	BIB	NAME	COUNTRY	DATE of BIRTH	ORDER	RESULT	1	2	3	POINTS	TOTAL
1	934	Xénia KRIZSÁN	HUN	13 Jan 93	5	6.30 +0.8	5.87 -0.6	6.30 +0.8	-	943	4615
2	1404	Chari HAWKINS	USA	21 May 91	8	6.16 0.0	X -0.4	5.83 +1.5	6.16 0.0	899	4799
3	1138	Sofie DOKTER	NED	19 Dec 02	3	6.09 +0.2	6.09 +0.2	X +0.8	X -0.3	877	4588
4	818	Auriana LAZRAQ-KHLASS	FRA	22 Apr 99	9	6.01 -0.2	5.99 -0.8	5.95 +0.1	6.01 -0.2	853	4565
5	662	Martha Valeria ARAUJO SINIST	COL	12 May 96	1	5.90 -0.1	5.90 -0.1	X -0.5	X -0.2	819	4176
6	540	Sarah LAGGER	AUT	3 Sep 99	4	5.85 -0.4	5.82 +0.7	X +0.6	5.85 -0.4	804	4282
7	968	Kate O'CONNOR	IRL	12 Dec 00	10	5.74 -1.2	5.74 -1.2	X -0.3	X -0.2	771	4455
8	1452	Ekaterina VORONINA	UZB	16 Feb 92	6	5.71 -0.2	5.71 -0.2	X +0.5	5.70 +0.1	762	4155
9	1215	Paulina LIGARSKA	POL	9 Apr 96	7	5.66 -0.1	5.66 -0.1	X +1.2	5.58 0.0	747	4174
834		Esther CONDE-TURPIN	FRA	29 Apr 96	2	NM	X +0.8	X -0.4	X -0.1	0	3626

Group B


20 August 2023 09:51 START TIME
29° C 63%
TEMPERATURE HUMIDITY
10:33 END TIME 30° C 58%

PLACE	BIB	NAME	COUNTRY	DATE of BIRTH	ORDER	RESULT	1	2	3	POINTS	TOTAL
1	848	Katarina JOHNSON-THOMPSON	GBR	9 Jan 93	1	6.54 -0.1	6.37 +0.7	6.45 +0.3	6.54 -0.1	1020	4925
2	564	Noor VIDTS	BEL	30 May 96	9	6.35 +0.6	6.13 -0.9	6.35 +0.6	6.27 -0.2	959	4792
3	941	Rita NEMES	HUN	30 Nov 89	5	6.29 -0.3	6.29 -0.3	6.11 +0.6	-	940	4520
4	1402	Anna HALL	USA	23 Mar 01	7	6.19 +0.8	6.18 -0.3	6.19 +0.8	6.13 -0.3	908	4906
5	1144	Emma OOSTERWEGEL	NED	29 Jun 98	11	6.19 -0.1	6.19 -0.1	X +0.4	X +0.2	908	4574
6	907	Sophie WEIBENBERG	GER	24 Sep 97	10	6.10 +0.3	5.95 -0.7	6.09 +0.2	6.10 +0.3	880	4757
7	877	Vanessa GRIMM	GER	22 Apr 97	6	6.10 -0.2	5.90 -0.3	X +0.6	6.10 -0.2	880	4479
8	807	Léonie CAMBOURS	FRA	31 Jul 00	8	6.09 +1.0	5.87 -0.3	6.09 +1.0	X -0.3	877	4458
9	803	Saga VANNINEN	FIN	4 May 03	4	6.06 +0.5	5.98 +0.8	6.06 +0.5	X -0.4	868	4639
10	1156	Anouk VETTER	NED	4 Feb 93	3	5.99 -0.5	X +0.2	X +0.5	5.99 -0.5	846	4638
1377		Taliyah BROOKS	USA	8 Feb 95	2	NM	X +0.8	X -0.5	X +0.6	0	3888

HEPTATHLON SUMMARY AFTER 2 EVENTS

RECORDS	RESULT	NAME	COUNTRY	AGE	VENUE	DATE
World Record WR	7291	Jackie JOYNER-KERSEE	USA	26	Seoul (KOR)	24 Sep 1988
Championships Record CR	7128	Jackie JOYNER-KERSEE	USA	25	Roma (ITA)	1 Sep 1987
World Leading WL	6988	Anna HALL	USA	22	Götzis (AUT)	28 May 2023

19-20 August 2023



PLACE	BIB	NAME	COUNTRY	POINTS	POINTS BEHIND LEADER	100 Metres Hurdles	High Jump	Shot Put	200 Metres	Long Jump	Javelin Throw	800 Metres
1	1402	Anna HALL	USA	2145		12.97 (+0.4) 1129(2)	1.83 1016(3) 2145(1)					
2	1377	Taliyah BROOKS	USA	2136	-9	12.78 (+0.4) 1158(1)	1.80 978(5) 2136(2)					
3	1404	Chari HAWKINS	USA	2134	-11	13.04 (+0.4) 1118(3)	1.83 1016(3) 2134(3)					
4	848	Katarina JOHNSON-THOMPSON	GBR	2104	-41	13.50 (+0.4) 1050(10)	1.86 1054(2) 2104(4)					
5	907	Sophie WEIßENBERG	GER	2093	-52	13.58 (-0.2) 1039(13)	1.86 1054(1) 2093(5)					
6	564	Noor VIDTS	BEL	2053	-92	13.33 (-1.1) 1075(5)	1.80 978(7) 2053(6)					
7	834	Esther CONDE-TURPIN	FRA	2030	-115	13.24 (+0.4) 1089(4)	1.77 941(15) 2030(7)					
8	968	Kate O'CONNOR	IRL	2018	-127	13.57 (-1.1) 1040(12)	1.80 978(5) 2018(8)					
9	803	Saga VANNINEN	FIN	2011	-134	13.62 (+0.4) 1033(16)	1.80 978(8) 2011(9)					
10	934	Xénia KRIZSÁN	HUN	1994	-151	13.48 (-1.1) 1053(9)	1.77 941(13) 1994(10)					
11	1138	Sofie DOKTER	NED	1982	-163	13.82 (-0.2) 1004(19)	1.80 978(8) 1982(11)					
12	899	Carolin SCHÄFER	GER	1977	-168	13.60 (+0.4) 1036(14)	1.77 941(13) 1977(12)					
13	818	Auriana LAZRAQ-KHLASS	FRA	1974	-171	13.62 (-0.2) 1033(15)	1.77 941(10) 1974(13)					
14	941	Rita NEMES	HUN	1972	-173	13.63 (-0.2) 1031(17)	1.77 941(12) 1972(14)					
15	807	Léonie CAMBOURS	FRA	1944	-201	13.56 (-0.2) 1041(11)	1.74 903(18) 1944(15)					
16	1300	Annik KÄLIN	SUI	1938	-207	13.36 (-0.2) 1071(6)	1.71 867(19) 1938(16)					
17	1144	Emma OOSTERWEGEL	NED	1935	-210	13.38 (-0.2) 1068(7)	1.71 867(21) 1935(17)					

Timing by SEIKO

AT-HEP-W-2--0--RS2..v1

Issued at 14:27 on Saturday, 19 August 2023


1 2

WORLD ATHLETICS PARTNERS



HEPTATHLON SUMMARY AFTER 2 EVENTS

19-20 August 2023



PLACE	BIB	NAME	COUNTRY	POINTS	POINTS BEHIND LEADER	100 Metres Hurdles	High Jump	Shot Put	200 Metres	Long Jump	Javelin Throw	800 Metres
18	1156	Anouk VETTER	NED	1929	-216	13.42 (+0.4) 1062(8)	1.71 867(19) 1929(18)					
19	540	Sarah LAGGER	AUT	1890	-255	14.21 (-1.1) 949(21)	1.77 941(15) 1890(19)					
20	877	Vanessa GRIMM	GER	1881	-264	14.00 (-1.1) 978(20)	1.74 903(17) 1881(20)					
21	662	Martha Valeria ARAUJO SINISTE	COL	1823	-322	13.65 (-0.2) 1028(18)	1.65 795(23) 1823(21)					
22	1452	Ekaterina VORONINA	UZB	1813	-332	14.77 (-1.1) 872(23)	1.77 941(10) 1813(22)					
23	1215	Paulina LIGARSKA	POL	1802	-343	14.31 (-1.1) 935(22)	1.71 867(21) 1802(23)					

SUMMARY



Shot Put Women - Heptathlon

RECORDS	RESULT	NAME	COUNTRY	AGE	VENUE	DATE
World Heptathlon Best	WHB	20.79	Eva WILMS	FRG	25	Hannover (GER) 28 Aug 1977
Champ. Heptathlon Best	CHB	17.03	Austra SKUJYTĚ	LTU	28	Osaka (JPN) 25 Aug 2007
Area Record	AR		National Record	NR	Personal Best	PB
					Season Best	SB

19 August 2023

RANK	PLACE	GROUP	BIB	NAME	COUNTRY	DATE of BIRTH	RESULT		POINTS	TOTAL
1	1	A	1156	Anouk VETTER	NED	4 Feb 93	15.72	SB	909	2838
2	2	A	803	Saga VANNINEN	FIN	4 May 03	14.78		846	2857
3	3	A	1402	Anna HALL	USA	23 Mar 01	14.54	PB	830	2975
4	4	A	877	Vanessa GRIMM	GER	22 Apr 97	14.43		823	2704
5	5	A	564	Noor VIDTS	BEL	30 May 96	14.40	SB	821	2874
6	6	A	1404	Chari HAWKINS	USA	21 May 91	14.40	PB	821	2955
7	1	B	934	Xénia KRIZSÁN	HUN	13 Jan 93	14.18	SB	806	2800
8	7	A	1144	Emma OOSTERWEGEL	NED	29 Jun 98	14.16		805	2740
9	8	A	899	Carolin SCHÄFER	GER	5 Dec 91	13.98		793	2770
10	2	B	907	Sophie WEIßENBERG	GER	24 Sep 97	13.97	SB	792	2885
11	9	A	540	Sarah LAGGER	AUT	3 Sep 99	13.78		779	2669
12	10	A	1215	Paulina LIGARSKA	POL	9 Apr 96	13.71		775	2577
13	3	B	848	Katarina JOHNSON-THOMPSON	GBR	9 Jan 93	13.64		770	2874
14	4	B	818	Auriana LAZRAQ-KHLASS	FRA	22 Apr 99	13.48		759	2733
15	11	A	968	Kate O'CONNOR	IRL	12 Dec 00	13.47		759	2777
16	5	B	1377	Taliyah BROOKS	USA	8 Feb 95	13.45	PB	757	2893
17	6	B	807	Léonie CAMBOURS	FRA	31 Jul 00	13.39		753	2697
18	7	B	1138	Sofie DOKTER	NED	19 Dec 02	13.16		738	2720
19	8	B	1452	Ekaterina VORONINA	UZB	16 Feb 92	13.15		737	2550
20	9	B	941	Rita NEMES	HUN	30 Nov 89	12.97		725	2697
21	10	B	834	Esther CONDE-TURPIN	FRA	29 Apr 96	12.79		713	2743
22	11	B	662	Martha Valeria ARAUJO SINISTERR	COL	12 May 96	12.71		708	2531
		A	1300	Annik KÄLIN	SUI	27 Apr 00	DNS			0

RESULTS



Shot Put Women - Heptathlon

RECORDS	RESULT	NAME	COUNTRY	AGE	VENUE	DATE
World Heptathlon Best WHB	20.79	Eva WILMS	FRG	25	Hannover (GER)	28 Aug 1977
Champ. Heptathlon Best CHB	17.03	Austra SKUJYTĚ	LTU	28	Osaka (JPN)	25 Aug 2007
Area Record AR		National Record NR		Personal Best PB		Season Best SB

Group A

19 August 2023 19:07 START TIME 28° C 60 %
TEMPERATURE HUMIDITY
19:39 END TIME 28° C 60 %

PLACE	BIB	NAME	COUNTRY	DATE of BIRTH	ORDER	RESULT	1	2	3	POINTS	TOTAL
1	1156	Anouk VETTER	NED	4 Feb 93	2	15.72 SB	15.38	15.72	15.08	909	2838
2	803	Saga VANNINEN	FIN	4 May 03	5	14.78	13.60	14.38	14.78	846	2857
3	1402	Anna HALL	USA	23 Mar 01	6	14.54 PB	14.26	14.27	14.54	830	2975
4	877	Vanessa GRIMM	GER	22 Apr 97	7	14.43	14.43	14.32	13.72	823	2704
5	564	Noor VIDTS	BEL	30 May 96	12	14.40 SB	13.96	13.92	14.40	821	2874
6	1404	Chari HAWKINS	USA	21 May 91	9	14.40 PB	14.40	X	13.69	821	2955
7	1144	Emma OOSTERWEGEL	NED	29 Jun 98	11	14.16	14.16	X	14.10	805	2740
8	899	Carolin SCHÄFER	GER	5 Dec 91	3	13.98	X	13.98	X	793	2770
9	540	Sarah LAGGER	AUT	3 Sep 99	1	13.78	12.93	13.78	13.39	779	2669
10	1215	Paulina LIGARSKA	POL	9 Apr 96	10	13.71	13.69	X	13.71	775	2577
11	968	Kate O'CONNOR	IRL	12 Dec 00	8	13.47	13.47	13.19	13.41	759	2777
1300		Annik KÄLIN	SUI	27 Apr 00	4	DNS					0

Group B

19 August 2023 19:05 START TIME 28° C 60 %
TEMPERATURE HUMIDITY
19:39 END TIME 28° C 60 %

PLACE	BIB	NAME	COUNTRY	DATE of BIRTH	ORDER	RESULT	1	2	3	POINTS	TOTAL
1	934	Xénia KRIZSÁN	HUN	13 Jan 93	7	14.18 SB	14.18	13.87	13.86	806	2800
2	907	Sophie WEIßENBERG	GER	24 Sep 97	9	13.97 SB	X	12.81	13.97	792	2885
3	848	Katarina JOHNSON-THOMPSON	GBR	9 Jan 93	11	13.64	13.64	13.36	13.14	770	2874
4	818	Auriana LAZRAQ-KHLASS	FRA	22 Apr 99	6	13.48	12.44	12.85	13.48	759	2733
5	1377	Taliyah BROOKS	USA	8 Feb 95	2	13.45 PB	12.85	13.45	13.04	757	2893
6	807	Léonie CAMBOURS	FRA	31 Jul 00	1	13.39	13.39	X	X	753	2697
7	1138	Sofie DOKTER	NED	19 Dec 02	10	13.16	12.43	12.82	13.16	738	2720
8	1452	Ekaterina VORONINA	UZB	16 Feb 92	3	13.15	12.31	13.15	X	737	2550
9	941	Rita NEMES	HUN	30 Nov 89	4	12.97	12.97	12.23	12.79	725	2697
10	834	Esther CONDE-TURPIN	FRA	29 Apr 96	8	12.79	12.79	12.76	X	713	2743
11	662	Martha Valeria ARAUJO SINIST	COL	12 May 96	5	12.71	12.71	12.61	12.10	708	2531

HEPTATHLON SUMMARY AFTER 3 EVENTS

RECORDS	RESULT	NAME	COUNTRY	AGE	VENUE	DATE
World Record WR	7291	Jackie JOYNER-KERSEE	USA	26	Seoul (KOR)	24 Sep 1988
Championships Record CR	7128	Jackie JOYNER-KERSEE	USA	25	Roma (ITA)	1 Sep 1987
World Leading WL	6988	Anna HALL	USA	22	Götzis (AUT)	28 May 2023


19-20 August 2023



PLACE	BIB	NAME	COUNTRY	POINTS	POINTS BEHIND LEADER	100 Metres Hurdles	High Jump	Shot Put	200 Metres	Long Jump	Javelin Throw	800 Metres
1	1402	Anna HALL	USA	2975		12.97 (+0.4) 1129(2)	1.83	14.54	830(3) 2145(1)	2975(1)		
2	1404	Chari HAWKINS	USA	2955	-20	13.04 (+0.4) 1118(3)	1.83	14.40	821(6) 2134(3)	2955(2)		
3	1377	Taliyah BROOKS	USA	2893	-82	12.78 (+0.4) 1158(1)	1.80	13.45	757(16) 2136(2)	2893(3)		
4	907	Sophie WEIßENBERG	GER	2885	-90	13.58 (-0.2) 1039(13)	1.86	13.97	792(10) 2093(5)	2885(4)		
5	848	Katarina JOHNSON-THOMPSON	GBR	2874	-101	13.50 (+0.4) 1050(10)	1.86	13.64	770(13) 2104(4)	2874(5)		
5	564	Noor VIDTS	BEL	2874	-101	13.33 (-1.1) 1075(5)	1.80	14.40	821(5) 2053(6)	2874(5)		
7	803	Saga VANNINEN	FIN	2857	-118	13.62 (+0.4) 1033(16)	1.80	14.78	846(2) 2011(9)	2857(7)		
8	1156	Anouk VETTER	NED	2838	-137	13.42 (+0.4) 1062(8)	1.71	15.72	909(1) 1929(18)	2838(8)		
9	934	Xénia KRIZSÁN	HUN	2800	-175	13.48 (-1.1) 1053(9)	1.77	14.18	806(7) 1994(10)	2800(9)		
10	968	Kate O'CONNOR	IRL	2777	-198	13.57 (-1.1) 1040(12)	1.80	13.47	759(15) 2018(8)	2777(10)		
11	899	Carolin SCHÄFER	GER	2770	-205	13.60 (+0.4) 1036(14)	1.77	13.98	793(9) 1977(12)	2770(11)		
12	834	Esther CONDE-TURPIN	FRA	2743	-232	13.24 (+0.4) 1089(4)	1.77	12.79	713(21) 2030(7)	2743(12)		
13	1144	Emma OOSTERWEGEL	NED	2740	-235	13.38 (-0.2) 1068(7)	1.71	14.16	805(8) 1935(17)	2740(13)		
14	818	Auriana LAZRAQ-KHLASS	FRA	2733	-242	13.62 (-0.2) 1033(15)	1.77	13.48	759(14) 1974(13)	2733(14)		
15	1138	Sofie DOKTER	NED	2720	-255	13.82 (-0.2) 1004(19)	1.80	13.16	738(18) 1982(11)	2720(15)		
16	877	Vanessa GRIMM	GER	2704	-271	14.00 (-1.1) 978(20)	1.74	14.43	823(4) 1881(20)	2704(16)		
17	807	Léonie CAMBOURS	FRA	2697	-278	13.56 (-0.2) 1041(11)	1.74	13.39	753(17) 1944(15)	2697(17)		

HEPTATHLON SUMMARY AFTER 3 EVENTS

19-20 August 2023



PLACE	BIB	NAME	COUNTRY	POINTS	POINTS BEHIND LEADER	100 Metres Hurdles	High Jump	Shot Put	200 Metres	Long Jump	Javelin Throw	800 Metres
17	941	Rita NEMES	HUN	2697	-278	13.63 (-0.2) 1031(17)	1.77	12.97	941(12) 1972(14)	725(20) 2697(17)		
19	540	Sarah LAGGER	AUT	2669	-306	14.21 (-1.1) 949(21)	1.77	13.78	941(15) 1890(19)	779(11) 2669(19)		
20	1215	Paulina LIGARSKA	POL	2577	-398	14.31 (-1.1) 935(22)	1.71	13.71	867(21) 1802(23)	775(12) 2577(20)		
21	1452	Ekaterina VORONINA	UZB	2550	-425	14.77 (-1.1) 872(23)	1.77	13.15	941(10) 1813(22)	737(19) 2550(21)		
22	662	Martha Valeria ARAUJO SINISTE	COL	2531	-444	13.65 (-0.2) 1028(18)	1.65	12.71	795(23) 1823(21)	708(22) 2531(22)		
	1300	Annik KÄLIN	SUI	DNF		13.36 (-0.2) 1071(6)	1.71	DNS	867(19) 1938(16)			

SUMMARY



200 Metres Women - Heptathlon

RECORDS	RESULT	NAME	COUNTRY	AGE	VENUE	DATE
World Heptathlon Best WHB	22.30	Jackie JOYNER-KERSEE	USA	26	Indianapolis, IN (USA)	15 Jul 1988
Champ. Heptathlon Best CHB	22.84	Dafne SCHIPPERS	NED	21	Moskva (RUS)	12 Aug 2013
Area Record AR		National Record NR		Personal Best PB		Season Best SB

19 August 2023

RANK	PLACE	HEAT	LANE	BIB	NAME	COUNTRY	DATE of BIRTH	RESULT	WIND	POINTS	TOTAL	
1	1	3	6	848	Katarina JOHNSON-THOMPSON	GBR	9 Jan 93	23.48	0.0	1031	3905	
2	2	3	8	1402	Anna HALL	USA	23 Mar 01	23.56	0.0	1023	3998	
3	3	3	5	1377	Taliyah BROOKS	USA	8 Feb 95	23.85	0.0	995	3888	
4	4	3	7	907	Sophie WEIßENBERG	GER	24 Sep 97	23.88	0.0	992	3877	
5	5	3	9	1138	Sofie DOKTER	NED	19 Dec 02	23.89	0.0	991	3711	
6	1	2	8	818	Auriana LAZRAQ-KHLASS	FRA	22 Apr 99	24.02	PB -0.1	979	3712	
7	1	1	2	564	Noor VIDTS	BEL	30 May 96	24.23	SB -0.1	959	3833	
8	6	3	4	1156	Anouk VETTER	NED	4 Feb 93	24.28	0.0	954	3792	
9	7	3	3	1404	Chari HAWKINS	USA	21 May 91	24.38	0.0	945	3900	
10	2	2	5	1144	Emma OOSTERWEGEL	NED	29 Jun 98	24.58	-0.1	926	3666	
11	3	2	6	803	Saga VANNINEN	FIN	4 May 03	24.71	-0.1	914	3771	
12	4	2	3	968	Kate O'CONNOR	IRL	12 Dec 00	24.78	SB -0.1	907	3684	
13	5	2	9	877	Vanessa GRIMM	GER	22 Apr 97	24.91	-0.1	895	3599	
14	2	1	7	807	Léonie CAMBOURS	FRA	31 Jul 00	25.03	SB -0.1	884	3581	
15	6	2	2	834	Esther CONDE-TURPIN	FRA	29 Apr 96	25.04 ^(.035)	-0.1	883	3626	
16	7	2	4	941	Rita NEMES	HUN	30 Nov 89	25.04 ^(.036)	-0.1	883	3580	
17	3	1	4	934	Xénia KRIZSÁN	HUN	13 Jan 93	25.16	SB -0.1	872	3672	
18	8	2	7	1215	Paulina LIGARSKA	POL	9 Apr 96	25.41	-0.1	850	3427	
19	4	1	6	1452	Ekaterina VORONINA	UZB	16 Feb 92	25.48	-0.1	843	3393	
20	5	1	5	662	Martha Valeria ARAUJO SINISTERR	COL	12 May 96	25.67	-0.1	826	3357	
21	6	1	3	540	Sarah LAGGER	AUT	3 Sep 99	25.86	-0.1	809	3478	
			1	8	1300	Annik KÄLIN	SUI	27 Apr 00	DNS	-0.1		0
			3	2	899	Carolin SCHÄFER	GER	5 Dec 91	DNS	0.0		0

RACE ANALYSIS



200 Metres Women - Heptathlon

Heat 1

3

19 August 2023 20:40 START TIME

27° C TEMPERATURE 64 % HUMIDITY

-0.1m/s WIND

1 100 m

1	564	Noor VIDTS	BEL	30 May 96	24.23 ^{SB}
1	12.45	11.78			
	12.45 (1)				
2	807	Léonie CAMBOURS	FRA	31 Jul 00	25.03 ^{SB}
1	12.79	12.24			
	12.79 (4)				
3	934	Xénia KRIZSÁN	HUN	13 Jan 93	25.16 ^{SB}
1	12.71	12.45			
	12.71 (3)				
4	1452	Ekaterina VORONINA	UZB	16 Feb 92	25.48
1	12.81	12.67			
	12.81 (5)				
5	662	Martha Valeria ARAUJO SINISTERR	COL	12 May 96	25.67
1	12.64	13.03			
	12.64 (2)				
6	540	Sarah LAGGER	AUT	3 Sep 99	25.86
1	13.04	12.82			
	13.04 (6)				
1300		Annik KÄLIN	SUI	27 Apr 00	DNS

RACE ANALYSIS



200 Metres Women - Heptathlon

Heat 2 **3**

19 August 2023 20:45 START TIME

26° C TEMPERATURE 72 % HUMIDITY

 -0.1m/s WIND

1 100 m

1	818	Auriana LAZRAQ-KHLASS	FRA	22 Apr 99	24.02 ^{PB}
1	12.27	11.75			
	12.27 (1)				
2	1144	Emma OOSTERWEGEL	NED	29 Jun 98	24.58
1	12.47	12.11			
	12.47 (2)				
3	803	Saga VANNINEN	FIN	4 May 03	24.71
1	12.55	12.16			
	12.55 (3)				
4	968	Kate O'CONNOR	IRL	12 Dec 00	24.78 ^{SB}
1	12.57	12.21			
	12.57 (4)				
5	877	Vanessa GRIMM	GER	22 Apr 97	24.91
1	12.58	12.33			
	12.58 (5)				
6	834	Esther CONDE-TURPIN	FRA	29 Apr 96	25.04
1	12.67	12.37			
	12.67 (7)				
7	941	Rita NEMES	HUN	30 Nov 89	25.04
1	12.67	12.37			
	12.67 (6)				
8	1215	Paulina LIGARSKA	POL	9 Apr 96	25.41
1	12.81	12.60			
	12.81 (8)				

RACE ANALYSIS



200 Metres Women - Heptathlon

Heat 3 **3**

19 August 2023 20:50 START TIME

26° C TEMPERATURE 72 % HUMIDITY

 0.0m/s WIND

1 100 m

1	848	Katarina JOHNSON-THOMPSON	GBR	9 Jan 93	23.48
1	12.02	11.46			
	12.02 (1)				
2	1402	Anna HALL	USA	23 Mar 01	23.56
1	12.11	11.45			
	12.11 (3)				
3	1377	Taliyah BROOKS	USA	8 Feb 95	23.85
1	12.02	11.83			
	12.02 (2)				
4	907	Sophie WEIBENBERG	GER	24 Sep 97	23.88
1	12.27	11.61			
	12.27 (4)				
5	1138	Sofie DOKTER	NED	19 Dec 02	23.89
1	12.44	11.45			
	12.44 (7)				
6	1156	Anouk VETTER	NED	4 Feb 93	24.28
1	12.30	11.98			
	12.30 (6)				
7	1404	Chari HAWKINS	USA	21 May 91	24.38
1	12.28	12.10			
	12.28 (5)				
899		Carolin SCHÄFER	GER	5 Dec 91	DNS

RESULTS



200 Metres Women - Heptathlon

RECORDS	RESULT	NAME	COUNTRY	AGE	VENUE	DATE	
World Heptathlon Best	WHB 22.30	Jackie JOYNER-KERSEE	USA	26	Indianapolis, IN (USA)	15 Jul 1988	
Champ. Heptathlon Best	CHB 22.84	Dafne SCHIPPERS	NED	21	Moskva (RUS)	12 Aug 2013	
Area Record	AR	National Record	NR	Personal Best	PB	Season Best	SB

Heat 1	3	19 August 2023	20:40 START TIME	27° C TEMPERATURE	64 % HUMIDITY	-0.1 m/s WIND
---------------	----------	----------------	------------------	----------------------	------------------	------------------

PLACE	BIB	NAME	COUNTRY	DATE OF BIRTH	LANE	RESULT	REACTION	F _n	POINTS	TOTAL
1	564	Noor VIDTS	BEL	30 May 96	2	24.23	SB 0.210		959	3833
2	807	Léonie CAMBOURS	FRA	31 Jul 00	7	25.03	SB 0.167		884	3581
3	934	Xénia KRIZSÁN	HUN	13 Jan 93	4	25.16	SB 0.175		872	3672
4	1452	Ekaterina VORONINA	UZB	16 Feb 92	6	25.48	0.153		843	3393
5	662	Martha Valeria ARAUJO SINISTERRA	COL	12 May 96	5	25.67	0.184		826	3357
6	540	Sarah LAGGER	AUT	3 Sep 99	3	25.86	0.220		809	3478
	1300	Annik KÄLIN	SUI	27 Apr 00	8	DNS				0

INTERMEDIATE TIMES
100 m 12.45 Noor VIDTS

Heat 2	3	19 August 2023	20:45 START TIME	26° C TEMPERATURE	72 % HUMIDITY	-0.1 m/s WIND
---------------	----------	----------------	------------------	----------------------	------------------	------------------

PLACE	BIB	NAME	COUNTRY	DATE OF BIRTH	LANE	RESULT	REACTION	F _n	POINTS	TOTAL
1	818	Auriana LAZRAQ-KHLASS	FRA	22 Apr 99	8	24.02	PB 0.186		979	3712
2	1144	Emma OOSTERWEGEL	NED	29 Jun 98	5	24.58	0.193		926	3666
3	803	Saga VANNINEN	FIN	4 May 03	6	24.71	0.175		914	3771
4	968	Kate O'CONNOR	IRL	12 Dec 00	3	24.78	SB 0.129		907	3684
5	877	Vanessa GRIMM	GER	22 Apr 97	9	24.91	0.205		895	3599
6	834	Esther CONDE-TURPIN	FRA	29 Apr 96	2	25.04 <small>[.035]</small>	0.208		883	3626
7	941	Rita NEMES	HUN	30 Nov 89	4	25.04 <small>[.036]</small>	0.150		883	3580
8	1215	Paulina LIGARSKA	POL	9 Apr 96	7	25.41	0.215		850	3427

INTERMEDIATE TIMES
100 m 12.27 Auriana LAZRAQ-KHLASS

Heat 3	3	19 August 2023	20:50 START TIME	26° C TEMPERATURE	72 % HUMIDITY	0.0 m/s WIND
---------------	----------	----------------	------------------	----------------------	------------------	-----------------

PLACE	BIB	NAME	COUNTRY	DATE OF BIRTH	LANE	RESULT	REACTION	F _n	POINTS	TOTAL
1	848	Katarina JOHNSON-THOMPSON	GBR	9 Jan 93	6	23.48	0.184		1031	3905
2	1402	Anna HALL	USA	23 Mar 01	8	23.56	0.208		1023	3998
3	1377	Taliyah BROOKS	USA	8 Feb 95	5	23.85	0.144		995	3888
4	907	Sophie WEIßENBERG	GER	24 Sep 97	7	23.88	0.193		992	3877
5	1138	Sofie DOKTER	NED	19 Dec 02	9	23.89	0.157		991	3711
6	1156	Anouk VETTER	NED	4 Feb 93	4	24.28	0.159		954	3792
7	1404	Chari HAWKINS	USA	21 May 91	3	24.38	0.167		945	3900
	899	Carolin SCHÄFER	GER	5 Dec 91	2	DNS				0

INTERMEDIATE TIMES
100 m 12.02 Katarina JOHNSON-THOMPSON

SUMMARY



High Jump Women - Heptathlon

RECORDS	RESULT	NAME	COUNTRY	AGE	VENUE	DATE	
World Heptathlon Best	WHB	2.02 Nafissatou THIAM	BEL	25	Talence (FRA)	22 Jun 2019	
Champ. Heptathlon Best	CHB	1.95 Carolina KLÜFT	SWE	24	Osaka (JPN)	25 Aug 2007	
Champ. Heptathlon Best	CHB	1.95 Nafissatou THIAM	BEL	23	London (GBR)	5 Aug 2017	
Champ. Heptathlon Best	CHB	1.95 Yorgelis RODRÍGUEZ	CUB	22	London (GBR)	5 Aug 2017	
Champ. Heptathlon Best	CHB	1.95 Katarina JOHNSON-THOMPSON	GBR	26	Doha (QAT)	2 Oct 2019	
Area Record	AR	National Record	NR	Personal Best	PB	Season Best	SB

19 August 2023

RANK	PLACE	GROUP	BIB	NAME	COUNTRY	DATE of BIRTH	RESULT		POINTS	TOTAL
1	1	A	907	Sophie WEIßENBERG	GER	24 Sep 97	1.86	PB	1054	2093
2	2	A	848	Katarina JOHNSON-THOMPSON	GBR	9 Jan 93	1.86		1054	2104
3	3	A	1402	Anna HALL	USA	23 Mar 01	1.83		1016	2145
3	3	A	1404	Chari HAWKINS	USA	21 May 91	1.83	SB	1016	2134
5	5	A	968	Kate O'CONNOR	IRL	12 Dec 00	1.80	SB	978	2018
5	5	A	1377	Taliyah BROOKS	USA	8 Feb 95	1.80		978	2136
7	7	A	564	Noor VIDTS	BEL	30 May 96	1.80		978	2053
8	8	A	803	Saga VANNINEN	FIN	4 May 03	1.80	PB	978	2011
8	8	A	1138	Sofie DOKTER	NED	19 Dec 02	1.80		978	1982
10	1	B	818	Auriana LAZRAQ-KHLASS	FRA	22 Apr 99	1.77	PB	941	1974
10	10	A	1452	Ekaterina VORONINA	UZB	16 Feb 92	1.77		941	1813
12	11	A	941	Rita NEMES	HUN	30 Nov 89	1.77		941	1972
13	2	B	899	Carolin SCHÄFER	GER	5 Dec 91	1.77	SB	941	1977
13	2	B	934	Xénia KRIZSÁN	HUN	13 Jan 93	1.77	SB	941	1994
15	4	B	834	Esther CONDE-TURPIN	FRA	29 Apr 96	1.77	SB	941	2030
15	4	B	540	Sarah LAGGER	AUT	3 Sep 99	1.77	SB	941	1890
17	6	B	877	Vanessa GRIMM	GER	22 Apr 97	1.74	SB	903	1881
18	12	A	807	Léonie CAMBOURS	FRA	31 Jul 00	1.74		903	1944
19	7	B	1300	Annik KÄLIN	SUI	27 Apr 00	1.71	SB	867	1938
19	7	B	1156	Anouk VETTER	NED	4 Feb 93	1.71	SB	867	1929
21	9	B	1144	Emma OOSTERWEGEL	NED	29 Jun 98	1.71	SB	867	1935
21	9	B	1215	Paulina LIGARSKA	POL	9 Apr 96	1.71	SB	867	1802
23	11	B	662	Martha Valeria ARAUJO SINISTERR	COL	12 May 96	1.65	SB	795	1823

RESULTS



High Jump Women - Heptathlon

RECORDS	RESULT	NAME	COUNTRY	AGE	VENUE	DATE	
World Heptathlon Best	WHB	2.02 Nafissatou THIAM	BEL	25	Talence (FRA)	22 Jun 2019	
Champ. Heptathlon Best	CHB	1.95 Carolina KLÜFT	SWE	24	Osaka (JPN)	25 Aug 2007	
Champ. Heptathlon Best	CHB	1.95 Nafissatou THIAM	BEL	23	London (GBR)	5 Aug 2017	
Champ. Heptathlon Best	CHB	1.95 Yorgelis RODRÍGUEZ	CUB	22	London (GBR)	5 Aug 2017	
Champ. Heptathlon Best	CHB	1.95 Katarina JOHNSON-THOMPSON	GBR	26	Doha (QAT)	2 Oct 2019	
Area Record	AR	National Record	NR	Personal Best	PB	Season Best	SB

Group A

19 August 2023 12:46 START TIME 21° C 94 %
 14:23 END TIME 29° C 60 %
TEMPERATURE HUMIDITY

PLACE	BIB	NAME	COUNTRY	DATE of BIRTH	ORDER	RESULT	1.65	1.68	1.71	1.74	1.77	1.80	1.83	1.86	1.89	POINTS	TOTAL
1	907	Sophie WEIßENBERG	GER	24 Sep 97	11	1.86 PB	-	-	-	0	0	0	XXO	XO	Xr	1054	2093
2	848	Katarina JOHNSON-THOMPSON	GBR	9 Jan 93	3	1.86	-	-	-	-	0	XXO	XO	XXO	XXX	1054	2104
3	1402	Anna HALL	USA	23 Mar 01	7	1.83	-	-	-	0	0	XO	0	XXX		1016	2145
3	1404	Chari HAWKINS	USA	21 May 91	6	1.83 SB	-	-	0	0	0	XO	0	XXX		1016	2134
5	1377	Taliyah BROOKS	USA	8 Feb 95	2	1.80	-	-	-	0	XO	0	XXX			978	2136
5	968	Kate O'CONNOR	IRL	12 Dec 00	10	1.80 SB	0	0	0	0	XO	0	XXX			978	2018
7	564	Noor VIDTS	BEL	30 May 96	5	1.80	-	0	0	XXO	0	XO	XXX			978	2053
8	1138	Sofie DOKTER	NED	19 Dec 02	9	1.80	-	-	0	0	XO	XXO	XXX			978	1982
8	803	Saga VANNINEN	FIN	4 May 03	4	1.80 PB	-	0	0	XO	0	XXO	XXX			978	2011
10	1452	Ekaterina VORONINA	UZB	16 Feb 92	8	1.77	0	0	XO	0	0	XXX				941	1813
11	941	Rita NEMES	HUN	30 Nov 89	1	1.77	0	0	XXO	0	0	XXX				941	1972
12	807	Léonie CAMBOURS	FRA	31 Jul 00	12	1.74	-	XO	XO	XXO	XXX					903	1944

RESULTS
High Jump Women - Heptathlon

Group B


19 August 2023 12:46 START TIME 21° C 94 %
14:05 END TIME 26° C 65 %
TEMPERATURE HUMIDITY

PLACE	BIB	NAME	COUNTRY	DATE of BIRTH	ORDER	RESULT	1.56	1.59	1.62	1.65	1.68	1.71	1.74	1.77	1.80	POINTS	TOTAL
1	818	Auriana LAZRAQ-KHLASS	FRA	22 Apr 99	11	1.77 SB	-	-	0	0	0	X0	0	0	XXX	941	1974
2	934	Xénia KRIZSÁN	HUN	13 Jan 93	3	1.77 SB	-	-	0	0	0	0	0	X0	XXX	941	1994
2	899	Carolyn SCHÄFER	GER	5 Dec 91	9	1.77 SB	-	-	-	0	0	0	0	X0	XXX	941	1977
4	834	Esther CONDE-TURPIN	FRA	29 Apr 96	7	1.77 SB	-	-	-	0	0	0	0	XX0	XXX	941	2030
4	540	Sarah LAGGER	AUT	3 Sep 99	4	1.77 SB	-	-	-	0	0	0	0	XX0	XXX	941	1890
6	877	Vanessa GRIMM	GER	22 Apr 97	6	1.74 SB	-	-	0	0	0	X0	0	XXX		903	1881
7	1300	Annik KÄLIN	SUI	27 Apr 00	5	1.71 SB	-	-	-	-	X0	0	Xr			867	1938
7	1156	Anouk VETTER	NED	4 Feb 93	1	1.71 SB	-	-	-	X0	0	0	XXX			867	1929
9	1215	Paulina LIGARSKA	POL	9 Apr 96	10	1.71 SB	-	-	0	0	0	X0	XXX			867	1802
9	1144	Emma OOSTERWEGEL	NED	29 Jun 98	8	1.71 SB	-	-	0	0	0	X0	XXX			867	1935
11	662	Martha Valeria ARAUJO SINISTE	COL	12 May 96	2	1.65 SB	0	X0	0	0	XXX					795	1823

HEPTATHLON SUMMARY AFTER 4 EVENTS

RECORDS	RESULT	NAME	COUNTRY	AGE	VENUE	DATE
World Record WR	7291	Jackie JOYNER-KERSEE	USA	26	Seoul (KOR)	24 Sep 1988
Championships Record CR	7128	Jackie JOYNER-KERSEE	USA	25	Roma (ITA)	1 Sep 1987
World Leading WL	6988	Anna HALL	USA	22	Götzis (AUT)	28 May 2023

19-20 August 2023



PLACE	BIB	NAME	COUNTRY	POINTS	POINTS BEHIND LEADER	100 Metres Hurdles	High Jump	Shot Put	200 Metres	Long Jump	Javelin Throw	800 Metres
1	1402	Anna HALL	USA	3998		12.97 (+0.4) 1129(2)	1.83 2145(1)	14.54 2975(1)	23.56 (0.0) 1023(2)			3998(1)
2	848	Katarina JOHNSON-THOMPSON	GBR	3905	-93	13.50 (+0.4) 1050(10)	1.86 1054(2)	13.64 770(13)	23.48 (0.0) 1031(1)			3905(2)
3	1404	Chari HAWKINS	USA	3900	-98	13.04 (+0.4) 1118(3)	1.83 1016(3)	14.40 821(6)	24.38 (0.0) 945(9)			3900(3)
4	1377	Taliyah BROOKS	USA	3888	-110	12.78 (+0.4) 1158(1)	1.80 978(5)	13.45 757(16)	23.85 (0.0) 995(3)			3888(4)
5	907	Sophie WEIßENBERG	GER	3877	-121	13.58 (-0.2) 1039(13)	1.86 1054(1)	13.97 792(10)	23.88 (0.0) 992(4)			3877(5)
6	564	Noor VIDTS	BEL	3833	-165	13.33 (-1.1) 1075(5)	1.80 978(7)	14.40 821(5)	24.23 (-0.1) 959(7)			3833(6)
7	1156	Anouk VETTER	NED	3792	-206	13.42 (+0.4) 1062(8)	1.71 867(19)	15.72 909(1)	24.28 (0.0) 954(8)			3792(7)
8	803	Saga VANNINEN	FIN	3771	-227	13.62 (+0.4) 1033(16)	1.80 978(8)	14.78 846(2)	24.71 (-0.1) 914(11)			3771(8)
9	818	Auriana LAZRAQ-KHLASS	FRA	3712	-286	13.62 (-0.2) 1033(15)	1.77 941(10)	13.48 759(14)	24.02 (-0.1) 979(6)			3712(9)
10	1138	Sofie DOKTER	NED	3711	-287	13.82 (-0.2) 1004(19)	1.80 978(8)	13.16 738(18)	23.89 (0.0) 991(5)			3711(10)
11	968	Kate O'CONNOR	IRL	3684	-314	13.57 (-1.1) 1040(12)	1.80 978(5)	13.47 759(15)	24.78 (-0.1) 907(12)			3684(11)
12	934	Xénia KRIZSÁN	HUN	3672	-326	13.48 (-1.1) 1053(9)	1.77 941(13)	14.18 806(7)	25.16 (-0.1) 872(17)			3672(12)
13	1144	Emma OOSTERWEGEL	NED	3666	-332	13.38 (-0.2) 1068(7)	1.71 867(21)	14.16 805(8)	24.58 (-0.1) 926(10)			3666(13)
14	834	Esther CONDE-TURPIN	FRA	3626	-372	13.24 (+0.4) 1089(4)	1.77 941(15)	12.79 713(21)	25.04 (-0.1) 883(15)			3626(14)
15	877	Vanessa GRIMM	GER	3599	-399	14.00 (-1.1) 978(20)	1.74 903(17)	14.43 823(4)	24.91 (-0.1) 895(13)			3599(15)
16	807	Léonie CAMBOURS	FRA	3581	-417	13.56 (-0.2) 1041(11)	1.74 903(18)	13.39 753(17)	25.03 (-0.1) 884(14)			3581(16)
17	941	Rita NEMES	HUN	3580	-418	13.63 (-0.2) 1031(17)	1.77 941(12)	12.97 725(20)	25.04 (-0.1) 883(16)			3580(17)

Timing by SEIKO

AT-HEP-W-4--0--RS2..v1

Issued at 22:39 on Saturday, 19 August 2023


1 2

WORLD ATHLETICS PARTNERS



HEPTATHLON SUMMARY AFTER 4 EVENTS

19-20 August 2023



PLACE	BIB	NAME	COUNTRY	POINTS	POINTS BEHIND LEADER	100 Metres Hurdles	High Jump	Shot Put	200 Metres	Long Jump	Javelin Throw	800 Metres
18	540	Sarah LAGGER	AUT	3478	-520	14.21 (-1.1) 949(21)	1.77 941(15)	13.78 779(11)	25.86 (-0.1) 809(21)	1890(19)	2669(19)	3478(18)
19	1215	Paulina LIGARSKA	POL	3427	-571	14.31 (-1.1) 935(22)	1.71 867(21)	13.71 775(12)	25.41 (-0.1) 850(18)	1802(23)	2577(20)	3427(19)
20	1452	Ekaterina VORONINA	UZB	3393	-605	14.77 (-1.1) 872(23)	1.77 941(10)	13.15 737(19)	25.48 (-0.1) 843(19)	1813(22)	2550(21)	3393(20)
21	662	Martha Valeria ARAUJO SINISTE	COL	3357	-641	13.65 (-0.2) 1028(18)	1.65 795(23)	12.71 708(22)	25.67 (-0.1) 826(20)	1823(21)	2531(22)	3357(21)
	899	Carolin SCHÄFER	GER	DNF		13.60 (+0.4) 1036(14)	1.77 941(13)	13.98 793(9)	DNS	1977(12)	2770(11)	
	1300	Annik KÄLIN	SUI	DNF		13.36 (-0.2) 1071(6)	1.71 867(19)	DNS		1938(16)		

SUMMARY



Long Jump Women - Heptathlon

RECORDS	RESULT	NAME	COUNTRY	AGE	VENUE	DATE	
World Heptathlon Best	WHB	7.27 Jackie JOYNER-KERSEE	USA	26	Seoul (KOR)	24 Sep 1988	
Champ. Heptathlon Best	CHB	7.14 Jackie JOYNER-KERSEE	USA	25	Roma (ITA)	1 Sep 1987	
Area Record	AR	National Record	NR	Personal Best	PB	Season Best	SB

20 August 2023

RANK	PLACE	GROUP	BIB	NAME	COUNTRY	DATE of BIRTH	RESULT	WIND	POINTS	TOTAL
1	1	B	848	Katarina JOHNSON-THOMPSON	GBR	9 Jan 93	6.54	-0.1	1020	4925
2	2	B	564	Noor VIDTS	BEL	30 May 96	6.35	+0.6	959	4792
3	1	A	934	Xénia KRIZSÁN	HUN	13 Jan 93	6.30	SB +0.8	943	4615
4	3	B	941	Rita NEMES	HUN	30 Nov 89	6.29	-0.3	940	4520
5	4	B	1402	Anna HALL	USA	23 Mar 01	6.19	+0.8	908	4906
6	5	B	1144	Emma OOSTERWEGEL	NED	29 Jun 98	6.19	-0.1	908	4574
7	2	A	1404	Chari HAWKINS	USA	21 May 91	6.16	SB 0.0	899	4799
8	6	B	907	Sophie WEIßENBERG	GER	24 Sep 97	6.10	+0.3	880	4757
9	7	B	877	Vanessa GRIMM	GER	22 Apr 97	6.10	-0.2	880	4479
10	8	B	807	Léonie CAMBOURS	FRA	31 Jul 00	6.09	+1.0	877	4458
11	3	A	1138	Sofie DOKTER	NED	19 Dec 02	6.09	+0.2	877	4588
12	9	B	803	Saga VANNINEN	FIN	4 May 03	6.06	+0.5	868	4639
13	4	A	818	Auriana LAZRAQ-KHLASS	FRA	22 Apr 99	6.01	-0.2	853	4565
14	10	B	1156	Anouk VETTER	NED	4 Feb 93	5.99	-0.5	846	4638
15	5	A	662	Martha Valeria ARAUJO SINISTERR	COL	12 May 96	5.90	-0.1	819	4176
16	6	A	540	Sarah LAGGER	AUT	3 Sep 99	5.85	-0.4	804	4282
17	7	A	968	Kate O'CONNOR	IRL	12 Dec 00	5.74	-1.2	771	4455
18	8	A	1452	Ekaterina VORONINA	UZB	16 Feb 92	5.71	-0.2	762	4155
19	9	A	1215	Paulina LIGARSKA	POL	9 Apr 96	5.66	-0.1	747	4174
		A	834	Esther CONDE-TURPIN	FRA	29 Apr 96	NM		0	3626
		B	1377	Taliyah BROOKS	USA	8 Feb 95	NM		0	3888

RESULTS



Long Jump Women - Heptathlon

RECORDS	RESULT	NAME	COUNTRY	AGE	VENUE	DATE	
World Heptathlon Best	7.27	Jackie JOYNER-KERSEE	USA	26	Seoul (KOR)	24 Sep 1988	
Champ. Heptathlon Best	7.14	Jackie JOYNER-KERSEE	USA	25	Roma (ITA)	1 Sep 1987	
Area Record	AR	National Record	NR	Personal Best	PB	Season Best	SB

Group A

20 August 2023 09:50 START TIME
29° C 63%
TEMPERATURE HUMIDITY
10:32 END TIME 30° C 58%

PLACE	BIB	NAME	COUNTRY	DATE of BIRTH	ORDER	RESULT	1	2	3	POINTS	TOTAL
1	934	Xénia KRIZSÁN	HUN	13 Jan 93	5	6.30 +0.8	5.87 -0.6	6.30 +0.8	-	943	4615
2	1404	Chari HAWKINS	USA	21 May 91	8	6.16 0.0	X -0.4	5.83 +1.5	6.16 0.0	899	4799
3	1138	Sofie DOKTER	NED	19 Dec 02	3	6.09 +0.2	6.09 +0.2	X +0.8	X -0.3	877	4588
4	818	Auriana LAZRAQ-KHLASS	FRA	22 Apr 99	9	6.01 -0.2	5.99 -0.8	5.95 +0.1	6.01 -0.2	853	4565
5	662	Martha Valeria ARAUJO SINIST	COL	12 May 96	1	5.90 -0.1	5.90 -0.1	X -0.5	X -0.2	819	4176
6	540	Sarah LAGGER	AUT	3 Sep 99	4	5.85 -0.4	5.82 +0.7	X +0.6	5.85 -0.4	804	4282
7	968	Kate O'CONNOR	IRL	12 Dec 00	10	5.74 -1.2	5.74 -1.2	X -0.3	X -0.2	771	4455
8	1452	Ekaterina VORONINA	UZB	16 Feb 92	6	5.71 -0.2	5.71 -0.2	X +0.5	5.70 +0.1	762	4155
9	1215	Paulina LIGARSKA	POL	9 Apr 96	7	5.66 -0.1	5.66 -0.1	X +1.2	5.58 0.0	747	4174
834	Esther CONDE-TURPIN	FRA	29 Apr 96	2	NM	X +0.8	X -0.4	X -0.1		0	3626

Group B


20 August 2023 09:51 START TIME
29° C 63%
TEMPERATURE HUMIDITY
10:33 END TIME 30° C 58%

PLACE	BIB	NAME	COUNTRY	DATE of BIRTH	ORDER	RESULT	1	2	3	POINTS	TOTAL
1	848	Katarina JOHNSON-THOMPSON	GBR	9 Jan 93	1	6.54 -0.1	6.37 +0.7	6.45 +0.3	6.54 -0.1	1020	4925
2	564	Noor VIDTS	BEL	30 May 96	9	6.35 +0.6	6.13 -0.9	6.35 +0.6	6.27 -0.2	959	4792
3	941	Rita NEMES	HUN	30 Nov 89	5	6.29 -0.3	6.29 -0.3	6.11 +0.6	-	940	4520
4	1402	Anna HALL	USA	23 Mar 01	7	6.19 +0.8	6.18 -0.3	6.19 +0.8	6.13 -0.3	908	4906
5	1144	Emma OOSTERWEGEL	NED	29 Jun 98	11	6.19 -0.1	6.19 -0.1	X +0.4	X +0.2	908	4574
6	907	Sophie WEIBENBERG	GER	24 Sep 97	10	6.10 +0.3	5.95 -0.7	6.09 +0.2	6.10 +0.3	880	4757
7	877	Vanessa GRIMM	GER	22 Apr 97	6	6.10 -0.2	5.90 -0.3	X +0.6	6.10 -0.2	880	4479
8	807	Léonie CAMBOURS	FRA	31 Jul 00	8	6.09 +1.0	5.87 -0.3	6.09 +1.0	X -0.3	877	4458
9	803	Saga VANNINEN	FIN	4 May 03	4	6.06 +0.5	5.98 +0.8	6.06 +0.5	X -0.4	868	4639
10	1156	Anouk VETTER	NED	4 Feb 93	3	5.99 -0.5	X +0.2	X +0.5	5.99 -0.5	846	4638
1377	Taliyah BROOKS	USA	8 Feb 95	2	NM	X +0.8	X -0.5	X +0.6		0	3888

HEPTATHLON SUMMARY AFTER 5 EVENTS

RECORDS	RESULT	NAME	COUNTRY	AGE	VENUE	DATE
World Record WR	7291	Jackie JOYNER-KERSEE	USA	26	Seoul (KOR)	24 Sep 1988
Championships Record CR	7128	Jackie JOYNER-KERSEE	USA	25	Roma (ITA)	1 Sep 1987
World Leading WL	6988	Anna HALL	USA	22	Götzis (AUT)	28 May 2023


19-20 August 2023



PLACE	BIB	NAME	COUNTRY	POINTS	POINTS BEHIND LEADER	100 Metres Hurdles	High Jump	Shot Put	200 Metres	Long Jump	Javelin Throw	800 Metres
1	848	Katarina JOHNSON-THOMPSON	GBR	4925		13.50 (+0.4) 1050(10)	1.86 1054(2) 2104(4)	13.64 770(13) 2874(5)	23.48 (0.0) 1031(1) 3905(2)	6.54 (-0.1) 1020(1) 4925(1)		
2	1402	Anna HALL	USA	4906	-19	12.97 (+0.4) 1129(2)	1.83 1016(3) 2145(1)	14.54 830(3) 2975(1)	23.56 (0.0) 1023(2) 3998(1)	6.19 (+0.8) 908(5) 4906(2)		
3	1404	Chari HAWKINS	USA	4799	-126	13.04 (+0.4) 1118(3)	1.83 1016(3) 2134(3)	14.40 821(6) 2955(2)	24.38 (0.0) 945(9) 3900(3)	6.16 (0.0) 899(7) 4799(3)		
4	564	Noor VIDTS	BEL	4792	-133	13.33 (-1.1) 1075(5)	1.80 978(7) 2053(6)	14.40 821(5) 2874(5)	24.23 (-0.1) 959(7) 3833(6)	6.35 (+0.6) 959(2) 4792(4)		
5	907	Sophie WEIßENBERG	GER	4757	-168	13.58 (-0.2) 1039(13)	1.86 1054(1) 2093(5)	13.97 792(10) 2885(4)	23.88 (0.0) 992(4) 3877(5)	6.10 (+0.3) 880(8) 4757(5)		
6	803	Saga VANNINEN	FIN	4639	-286	13.62 (+0.4) 1033(16)	1.80 978(8) 2011(9)	14.78 846(2) 2857(7)	24.71 (-0.1) 914(11) 3771(8)	6.06 (+0.5) 868(12) 4639(6)		
7	1156	Anouk VETTER	NED	4638	-287	13.42 (+0.4) 1062(8)	1.71 867(19) 1929(18)	15.72 909(1) 2838(8)	24.28 (0.0) 954(8) 3792(7)	5.99 (-0.5) 846(14) 4638(7)		
8	934	Xénia KRIZSÁN	HUN	4615	-310	13.48 (-1.1) 1053(9)	1.77 941(13) 1994(10)	14.18 806(7) 2800(9)	25.16 (-0.1) 872(17) 3672(12)	6.30 (+0.8) 943(3) 4615(8)		
9	1138	Sofie DOKTER	NED	4588	-337	13.82 (-0.2) 1004(19)	1.80 978(8) 1982(11)	13.16 738(18) 2720(15)	23.89 (0.0) 991(5) 3711(10)	6.09 (+0.2) 877(11) 4588(9)		
10	1144	Emma OOSTERWEGEL	NED	4574	-351	13.38 (-0.2) 1068(7)	1.71 867(21) 1935(17)	14.16 805(8) 2740(13)	24.58 (-0.1) 926(10) 3666(13)	6.19 (-0.1) 908(6) 4574(10)		
11	818	Auriana LAZRAQ-KHLASS	FRA	4565	-360	13.62 (-0.2) 1033(15)	1.77 941(10) 1974(13)	13.48 759(14) 2733(14)	24.02 (-0.1) 979(6) 3712(9)	6.01 (-0.2) 853(13) 4565(11)		
12	941	Rita NEMES	HUN	4520	-405	13.63 (-0.2) 1031(17)	1.77 941(12) 1972(14)	12.97 725(20) 2697(17)	25.04 (-0.1) 883(16) 3580(17)	6.29 (-0.3) 940(4) 4520(12)		
13	877	Vanessa GRIMM	GER	4479	-446	14.00 (-1.1) 978(20)	1.74 903(17) 1881(20)	14.43 823(4) 2704(16)	24.91 (-0.1) 895(13) 3599(15)	6.10 (-0.2) 880(9) 4479(13)		
14	807	Léonie CAMBOURS	FRA	4458	-467	13.56 (-0.2) 1041(11)	1.74 903(18) 1944(15)	13.39 753(17) 2697(17)	25.03 (-0.1) 884(14) 3581(16)	6.09 (+1.0) 877(10) 4458(14)		
15	968	Kate O'CONNOR	IRL	4455	-470	13.57 (-1.1) 1040(12)	1.80 978(5) 2018(8)	13.47 759(15) 2777(10)	24.78 (-0.1) 907(12) 3684(11)	5.74 (-1.2) 771(17) 4455(15)		
16	540	Sarah LAGGER	AUT	4282	-643	14.21 (-1.1) 949(21)	1.77 941(15) 1890(19)	13.78 779(11) 2669(19)	25.86 (-0.1) 809(21) 3478(18)	5.85 (-0.4) 804(16) 4282(16)		
17	662	Martha Valeria ARAUJO SINISTE	COL	4176	-749	13.65 (-0.2) 1028(18)	1.65 795(23) 1823(21)	12.71 708(22) 2531(22)	25.67 (-0.1) 826(20) 3357(21)	5.90 (-0.1) 819(15) 4176(17)		

HEPTATHLON SUMMARY AFTER 5 EVENTS

19-20 August 2023



PLACE	BIB	NAME	COUNTRY	POINTS	POINTS BEHIND LEADER	100 Metres Hurdles	High Jump	Shot Put	200 Metres	Long Jump	Javelin Throw	800 Metres
18	1215	Paulina LIGARSKA	POL	4174	-751	14.31 (-1.1) 935(22)	1.71 867(21)	13.71 775(12)	25.41 (-0.1) 850(18)	5.66 (-0.1) 747(19)		
							1802(23)	2577(20)	3427(19)	4174(18)		
19	1452	Ekaterina VORONINA	UZB	4155	-770	14.77 (-1.1) 872(23)	1.77 941(10)	13.15 737(19)	25.48 (-0.1) 843(19)	5.71 (-0.2) 762(18)		
							1813(22)	2550(21)	3393(20)	4155(19)		
20	1377	Taliyah BROOKS	USA	3888	-1037	12.78 (+0.4) 1158(1)	1.80 978(5)	13.45 757(16)	23.85 (0.0) 995(3)	NM 0		
							2136(2)	2893(3)	3888(4)	3888(20)		
21	834	Esther CONDE-TURPIN	FRA	3626	-1299	13.24 (+0.4) 1089(4)	1.77 941(15)	12.79 713(21)	25.04 (-0.1) 883(15)	NM 0		
							2030(7)	2743(12)	3626(14)	3626(21)		
	899	Carolin SCHÄFER	GER	DNF		13.60 (+0.4) 1036(14)	1.77 941(13)	13.98 793(9)	DNS			
							1977(12)	2770(11)				
	1300	Annik KÄLIN	SUI	DNF		13.36 (-0.2) 1071(6)	1.71 867(19)	DNS				
							1938(16)					

SUMMARY



Javelin Throw Women - Heptathlon

RECORDS	RESULT	NAME	COUNTRY	AGE	VENUE	DATE
World Heptathlon Best	WHB	60.90	Barbora ŠPOTÁKOVÁ	CZE	31	Talence (FRA) 16 Sep 2012
Champ. Heptathlon Best	CHB	59.57	Anouk VETTER	NED	30	Budapest 20 Aug 2023
Area Record	AR		National Record	NR	Personal Best	PB
					Season Best	SB

20 August 2023

RANK	PLACE	GROUP	BIB	NAME	COUNTRY	DATE of BIRTH	RESULT		POINTS	TOTAL
1	1	B	1156	Anouk VETTER	NED	4 Feb 93	59.57	CHB	1046	5684
2	2	B	1144	Emma OOSTERWEGEL	NED	29 Jun 98	54.88	SB	955	5529
3	3	B	934	Xénia KRIZSÁN	HUN	13 Jan 93	51.23	SB	884	5499
4	4	B	1452	Ekaterina VORONINA	UZB	16 Feb 92	50.02		861	5016
5	5	B	907	Sophie WEIßENBERG	GER	24 Sep 97	48.51	SB	831	5588
6	6	B	803	Saga VANNINEN	FIN	4 May 03	48.32	SB	828	5467
7	7	B	848	Katarina JOHNSON-THOMPSON	GBR	9 Jan 93	46.14	PB	785	5710
8	8	B	968	Kate O'CONNOR	IRL	12 Dec 00	46.07		784	5239
9	1	A	1404	Chari HAWKINS	USA	21 May 91	45.77	PB	778	5577
10	9	B	1402	Anna HALL	USA	23 Mar 01	44.88	SB	761	5667
11	10	B	662	Martha Valeria ARAUJO SINISTERR	COL	12 May 96	44.87		761	4937
12	2	A	941	Rita NEMES	HUN	30 Nov 89	44.68	SB	757	5277
13	3	A	1138	Sofie DOKTER	NED	19 Dec 02	44.46	PB	753	5341
14	11	B	540	Sarah LAGGER	AUT	3 Sep 99	43.79		740	5022
15	4	A	818	Auriana LAZRAQ-KHLASS	FRA	22 Apr 99	42.29		711	5276
16	5	A	877	Vanessa GRIMM	GER	22 Apr 97	42.08	SB	707	5186
17	6	A	564	Noor VIDTS	BEL	30 May 96	41.00	SB	686	5478
18	7	A	834	Esther CONDE-TURPIN	FRA	29 Apr 96	40.81		683	4309
19	8	A	1215	Paulina LIGARSKA	POL	9 Apr 96	40.57		678	4852
20	9	A	807	Léonie CAMBOURS	FRA	31 Jul 00	39.07	PB	649	5107
		A	1377	Taliyah BROOKS	USA	8 Feb 95	DNS			0

RESULTS



Javelin Throw Women - Heptathlon

RECORDS	RESULT	NAME	COUNTRY	AGE	VENUE	DATE
World Heptathlon Best	WHB	60.90	Barbora ŠPOTÁKOVÁ	CZE	31	Talence (FRA) 16 Sep 2012
Champ. Heptathlon Best	CHB	59.57	Anouk VETTER	NED	30	Budapest 20 Aug 2023
Area Record	AR		National Record	NR	Personal Best	PB
					Season Best	SB

Group A

20 August 2023 12:03 START TIME 32° C 51 %
TEMPERATURE HUMIDITY
12:29 END TIME 32° C 52 %

PLACE	BIB	NAME	COUNTRY	DATE of BIRTH	ORDER	RESULT	1	2	3	POINTS	TOTAL
1	1404	Chari HAWKINS	USA	21 May 91	7	45.77 PB	X	45.77	43.77	778	5577
2	941	Rita NEMES	HUN	30 Nov 89	3	44.68 SB	41.83	44.68	42.18	757	5277
3	1138	Sofie DOKTER	NED	19 Dec 02	8	44.46 PB	43.04	39.74	44.46	753	5341
4	818	Auriana LAZRAQ-KHLASS	FRA	22 Apr 99	6	42.29	42.29	33.86	36.05	711	5276
5	877	Vanessa GRIMM	GER	22 Apr 97	9	42.08 SB	35.43	42.08	-	707	5186
6	564	Noor VIDTS	BEL	30 May 96	5	41.00 SB	41.00	40.18	39.79	686	5478
7	834	Esther CONDE-TURPIN	FRA	29 Apr 96	1	40.81	40.81	X	38.21	683	4309
8	1215	Paulina LIGARSKA	POL	9 Apr 96	10	40.57	X	35.32	40.57	678	4852
9	807	Léonie CAMBOURS	FRA	31 Jul 00	2	39.07 PB	38.72	39.07	36.14	649	5107
	1377	Taliyah BROOKS	USA	8 Feb 95	4	DNS					0

Group B


20 August 2023 13:10 START TIME 34° C 46 %
TEMPERATURE HUMIDITY
13:44 END TIME 33° C 47 %

PLACE	BIB	NAME	COUNTRY	DATE of BIRTH	ORDER	RESULT	1	2	3	POINTS	TOTAL
1	1156	Anouk VETTER	NED	4 Feb 93	1	59.57 CHB	57.45	53.19	59.57	1046	5684
2	1144	Emma OOSTERWEGEL	NED	29 Jun 98	2	54.88 SB	52.48	54.88	50.75	955	5529
3	934	Xénia KRIZSÁN	HUN	13 Jan 93	6	51.23 SB	50.20	51.23	43.35	884	5499
4	1452	Ekaterina VORONINA	UZB	16 Feb 92	11	50.02	46.55	50.02	X	861	5016
5	907	Sophie WEIßENBERG	GER	24 Sep 97	4	48.51 SB	45.88	48.51	X	831	5588
6	803	Saga VANNINEN	FIN	4 May 03	7	48.32 SB	48.32	44.05	47.47	828	5467
7	848	Katarina JOHNSON-THOMPSON	GBR	9 Jan 93	5	46.14 PB	41.83	46.14	44.69	785	5710
8	968	Kate O'CONNOR	IRL	12 Dec 00	10	46.07	45.73	46.07	-	784	5239
9	1402	Anna HALL	USA	23 Mar 01	8	44.88 SB	X	37.92	44.88	761	5667
10	662	Martha Valeria ARAUJO SINIST	COL	12 May 96	3	44.87	X	42.97	44.87	761	4937
11	540	Sarah LAGGER	AUT	3 Sep 99	9	43.79	41.32	42.16	43.79	740	5022

HEPTATHLON SUMMARY AFTER 6 EVENTS

RECORDS	RESULT	NAME	COUNTRY	AGE	VENUE	DATE
World Record WR	7291	Jackie JOYNER-KERSEE	USA	26	Seoul (KOR)	24 Sep 1988
Championships Record CR	7128	Jackie JOYNER-KERSEE	USA	25	Roma (ITA)	1 Sep 1987
World Leading WL	6988	Anna HALL	USA	22	Götzis (AUT)	28 May 2023

19-20 August 2023



PLACE	BIB	NAME	COUNTRY	POINTS	POINTS BEHIND LEADER	100 Metres Hurdles	High Jump	Shot Put	200 Metres	Long Jump	Javelin Throw	800 Metres
1	848	Katarina JOHNSON-THOMPSON	GBR	5710		13.50 (+0.4) 1050(10)	1.86 1054(2) 2104(4)	13.64 770(13) 2874(5)	23.48 (0.0) 1031(1) 3905(2)	6.54 (-0.1) 1020(1) 4925(1)	46.14 785(7) 5710(1)	
2	1156	Anouk VETTER	NED	5684	-26	13.42 (+0.4) 1062(8)	1.71 867(19) 1929(18)	15.72 909(1) 2838(8)	24.28 (0.0) 954(8) 3792(7)	5.99 (-0.5) 846(14) 4638(7)	59.57 1046(1) 5684(2)	
3	1402	Anna HALL	USA	5667	-43	12.97 (+0.4) 1129(2)	1.83 1016(3) 2145(1)	14.54 830(3) 2975(1)	23.56 (0.0) 1023(2) 3998(1)	6.19 (+0.8) 908(5) 4906(2)	44.88 761(10) 5667(3)	
4	907	Sophie WEIßENBERG	GER	5588	-122	13.58 (-0.2) 1039(13)	1.86 1054(1) 2093(5)	13.97 792(10) 2885(4)	23.88 (0.0) 992(4) 3877(5)	6.10 (+0.3) 880(8) 4757(5)	48.51 831(5) 5588(4)	
5	1404	Chari HAWKINS	USA	5577	-133	13.04 (+0.4) 1118(3)	1.83 1016(3) 2134(3)	14.40 821(6) 2955(2)	24.38 (0.0) 945(9) 3900(3)	6.16 (0.0) 899(7) 4799(3)	45.77 778(9) 5577(5)	
6	1144	Emma OOSTERWEGEL	NED	5529	-181	13.38 (-0.2) 1068(7)	1.71 867(21) 1935(17)	14.16 805(8) 2740(13)	24.58 (-0.1) 926(10) 3666(13)	6.19 (-0.1) 908(6) 4574(10)	54.88 955(2) 5529(6)	
7	934	Xénia KRIZSÁN	HUN	5499	-211	13.48 (-1.1) 1053(9)	1.77 941(13) 1994(10)	14.18 806(7) 2800(9)	25.16 (-0.1) 872(17) 3672(12)	6.30 (+0.8) 943(3) 4615(8)	51.23 884(3) 5499(7)	
8	564	Noor VIDTS	BEL	5478	-232	13.33 (-1.1) 1075(5)	1.80 978(7) 2053(6)	14.40 821(5) 2874(5)	24.23 (-0.1) 959(7) 3833(6)	6.35 (+0.6) 959(2) 4792(4)	41.00 686(17) 5478(8)	
9	803	Saga VANNINEN	FIN	5467	-243	13.62 (+0.4) 1033(16)	1.80 978(8) 2011(9)	14.78 846(2) 2857(7)	24.71 (-0.1) 914(11) 3771(8)	6.06 (+0.5) 868(12) 4639(6)	48.32 828(6) 5467(9)	
10	1138	Sofie DOKTER	NED	5341	-369	13.82 (-0.2) 1004(19)	1.80 978(8) 1982(11)	13.16 738(18) 2720(15)	23.89 (0.0) 991(5) 3711(10)	6.09 (+0.2) 877(11) 4588(9)	44.46 753(13) 5341(10)	
11	941	Rita NEMES	HUN	5277	-433	13.63 (-0.2) 1031(17)	1.77 941(12) 1972(14)	12.97 725(20) 2697(17)	25.04 (-0.1) 883(16) 3580(17)	6.29 (-0.3) 940(4) 4520(12)	44.68 757(12) 5277(11)	
12	818	Auriana LAZRAQ-KHLASS	FRA	5276	-434	13.62 (-0.2) 1033(15)	1.77 941(10) 1974(13)	13.48 759(14) 2733(14)	24.02 (-0.1) 979(6) 3712(9)	6.01 (-0.2) 853(13) 4565(11)	42.29 711(15) 5276(12)	
13	968	Kate O'CONNOR	IRL	5239	-471	13.57 (-1.1) 1040(12)	1.80 978(5) 2018(8)	13.47 759(15) 2777(10)	24.78 (-0.1) 907(12) 3684(11)	5.74 (-1.2) 771(17) 4455(15)	46.07 784(8) 5239(13)	
14	877	Vanessa GRIMM	GER	5186	-524	14.00 (-1.1) 978(20)	1.74 903(17) 1881(20)	14.43 823(4) 2704(16)	24.91 (-0.1) 895(13) 3599(15)	6.10 (-0.2) 880(9) 4479(13)	42.08 707(16) 5186(14)	
15	807	Léonie CAMBOURS	FRA	5107	-603	13.56 (-0.2) 1041(11)	1.74 903(18) 1944(15)	13.39 753(17) 2697(17)	25.03 (-0.1) 884(14) 3581(16)	6.09 (+1.0) 877(10) 4458(14)	39.07 649(20) 5107(15)	
16	540	Sarah LAGGER	AUT	5022	-688	14.21 (-1.1) 949(21)	1.77 941(15) 1890(19)	13.78 779(11) 2669(19)	25.86 (-0.1) 809(21) 3478(18)	5.85 (-0.4) 804(16) 4282(16)	43.79 740(14) 5022(16)	
17	1452	Ekaterina VORONINA	UZB	5016	-694	14.77 (-1.1) 872(23)	1.77 941(10) 1813(22)	13.15 737(19) 2550(21)	25.48 (-0.1) 843(19) 3393(20)	5.71 (-0.2) 762(18) 4155(19)	50.02 861(4) 5016(17)	

Timing by SEIKO

AT-HEP-W-6--0--.RS2..v1

Issued at 13:44 on Sunday, 20 August 2023


1 2

WORLD ATHLETICS PARTNERS



HEPTATHLON SUMMARY AFTER 6 EVENTS

19-20 August 2023



PLACE	BIB	NAME	COUNTRY	POINTS	POINTS BEHIND LEADER	100 Metres Hurdles	High Jump	Shot Put	200 Metres	Long Jump	Javelin Throw	800 Metres
18	662	Martha Valeria ARAUJO SINISTE	COL	4937	-773	13.65 (-0.2) 1028(18)	1.65 795(23) 1823(21)	12.71 708(22) 2531(22)	25.67 (-0.1) 826(20) 3357(21)	5.90 (-0.1) 819(15) 4176(17)	44.87 761(11) 4937(18)	
19	1215	Paulina LIGARSKA	POL	4852	-858	14.31 (-1.1) 935(22)	1.71 867(21) 1802(23)	13.71 775(12) 2577(20)	25.41 (-0.1) 850(18) 3427(19)	5.66 (-0.1) 747(19) 4174(18)	40.57 678(19) 4852(19)	
20	834	Esther CONDE-TURPIN	FRA	4309	-1401	13.24 (+0.4) 1089(4)	1.77 941(15) 2030(7)	12.79 713(21) 2743(12)	25.04 (-0.1) 883(15) 3626(14)	NM 0 3626(21)	40.81 683(18) 4309(20)	
	1377	Taliyah BROOKS	USA	DNF		12.78 (+0.4) 1158(1)	1.80 978(5) 2136(2)	13.45 757(16) 2893(3)	23.85 (0.0) 995(3) 3888(4)	NM 0 3888(20)	DNS	
	899	Carolin SCHÄFER	GER	DNF		13.60 (+0.4) 1036(14)	1.77 941(13) 1977(12)	13.98 793(9) 2770(11)	DNS			
	1300	Annik KÄLIN	SUI	DNF		13.36 (-0.2) 1071(6)	1.71 867(19) 1938(16)	DNS				

SUMMARY



800 Metres Women - Heptathlon

RECORDS	RESULT	NAME	COUNTRY	AGE	VENUE	DATE
World Heptathlon Best WHB	2:01.84	Nadine DEBOIS	FRA	26	Talence (FRA)	27 Sep 1987
Champ. Heptathlon Best CHB	2:04.09	Anna HALL	USA	22	Budapest	20 Aug 2023
Area Record AR		National Record NR		Personal Best PB		Season Best SB

20 August 2023

RANK	PLACE	HEAT	LANE	BIB	NAME	COUNTRY	DATE of BIRTH	RESULT		POINTS	TOTAL
1	1	2	3	1402	Anna HALL	USA	23 Mar 01	2:04.09	CHB	1053	6720
2	2	2	1	848	Katarina JOHNSON-THOMPSON	GBR	9 Jan 93	2:05.63	PB	1030	6740
3	3	2	7	934	Xénia KRIZSÁN	HUN	13 Jan 93	2:08.93	SB	980	6479
4	4	2	8	564	Noor VIDTS	BEL	30 May 96	2:09.48	SB	972	6450
5	1	1	1	941	Rita NEMES	HUN	30 Nov 89	2:10.65		955	6232
6	2	1	10	834	Esther CONDE-TURPIN	FRA	29 Apr 96	2:11.23	PB	947	5256
7	5	2	6	1144	Emma OOSTERWEGEL	NED	29 Jun 98	2:12.06	SB	935	6464
8	3	1	7	1452	Ekaterina VORONINA	UZB	16 Feb 92	2:14.03	SB	906	5922
9	4	1	3	968	Kate O'CONNOR	IRL	12 Dec 00	2:14.06	SB	906	6145
10	5	1	2	818	 Auriana LAZRAQ-KHLASS	FRA	22 Apr 99	2:14.25		903	6179
11	6	1	4	877	Vanessa GRIMM	GER	22 Apr 97	2:14.36		902	6088
12	7	1	6	540	Sarah LAGGER	AUT	3 Sep 99	2:15.32		888	5910
13	6	2	10	1138	Sofie DOKTER	NED	19 Dec 02	2:17.98		851	6192
14	7	2	4	907	Sophie WEIßENBERG	GER	24 Sep 97	2:18.03	SB	850	6438
15	8	1	5	807	Léonie CAMBOURS	FRA	31 Jul 00	2:19.34		832	5939
16	8	2	9	803	Saga VANNINEN	FIN	4 May 03	2:20.13		822	6289
17	9	2	2	1156	Anouk VETTER	NED	4 Feb 93	2:20.49	SB	817	6501
18	10	2	5	1404	Chari HAWKINS	USA	21 May 91	2:22.53		789	6366
		1	8	662	Martha Valeria ARAUJO SINISTERR	COL	12 May 96	DNS			0
		1	9	1215	Paulina LIGARSKA	POL	9 Apr 96	DNS			0

NOTE  BIB 818 (Auriana LAZRAQ-KHLASS) - TR17.4.3 or TR17.4.4

RACE ANALYSIS



800 Metres Women - Heptathlon

Heat 1 **2**

20 August 2023 18:01 START TIME

32° C TEMPERATURE 48 % HUMIDITY

1 100 m 2 200 m 3 300 m 4 400 m 5 500 m 6 600 m 7 700 m

1		2		3		4		5		6		7		700 m			
1		941		Rita NEMES						HUN		30 Nov 89				2:10.65	
1	15.57	2	15.94	3	16.72	4	17.37	5	16.51	6	16.43	7	15.88	16.23			
15.57 (1)		31.51 (1)		48.23 (1)		1:05.60 (1)		1:22.11 (1)		1:38.54 (1)		1:54.42 (2)					
2		834		Esther CONDE-TURPIN						FRA		29 Apr 96				2:11.23 PB	
1	15.83	2	16.06	3	16.84	4	17.56	5	16.38	6	15.88	7	15.77	16.91			
15.83 (6)		31.89 (3)		48.73 (3)		1:06.29 (3)		1:22.67 (4)		1:38.55 (2)		1:54.32 (1)					
3		1452		Ekaterina VORONINA						UZB		16 Feb 92				2:14.03 SB	
1	15.60	2	16.69	3	16.73	4	17.51	5	16.53	6	16.71	7	17.01	17.25			
15.60 (2)		32.29 (5)		49.02 (4)		1:06.53 (5)		1:23.06 (5)		1:39.77 (5)		1:56.78 (6)					
4		968		Kate O'CONNOR						IRL		12 Dec 00				2:14.06 SB	
1	15.82	2	16.68	3	17.21	4	17.59	5	16.42	6	16.87	7	15.87	17.60			
15.82 (5)		32.50 (6)		49.71 (6)		1:07.30 (7)		1:23.72 (7)		1:40.59 (7)		1:56.46 (5)					
5		818		Auriana LAZRAQ-KHLASS						FRA		22 Apr 99				2:14.25	
1	15.70	2	16.07	3	16.65	4	17.56	5	16.38	6	16.74	7	17.25	17.90			
15.70 (4)		31.77 (2)		48.42 (2)		1:05.98 (2)		1:22.36 (2)		1:39.10 (4)		1:56.35 (4)					
6		877		Vanessa GRIMM						GER		22 Apr 97				2:14.36	
1	15.87	2	16.74	3	17.27	4	16.65	5	15.88	6	16.41	7	17.20	18.34			
15.87 (7)		32.61 (8)		49.88 (8)		1:06.53 (5)		1:22.41 (3)		1:38.82 (3)		1:56.02 (3)					
7		540		Sarah LAGGER						AUT		3 Sep 99				2:15.32	
1	15.96	2	16.64	3	17.18	4	17.64	5	16.53	6	16.97	7	17.65	16.75			
15.96 (8)		32.60 (7)		49.78 (7)		1:07.42 (8)		1:23.95 (8)		1:40.92 (8)		1:58.57 (7)					
8		807		Léonie CAMBOURS						FRA		31 Jul 00				2:19.34	
1	15.67	2	16.41	3	17.32	4	16.95	5	16.99	6	17.07	7	19.06	19.87			
15.67 (3)		32.08 (4)		49.40 (5)		1:06.35 (4)		1:23.34 (6)		1:40.41 (6)		1:59.47 (8)					
1215		Paulina LIGARSKA								POL		9 Apr 96				DNS	
662		Martha Valeria ARAUJO SINISTERR								COL		12 May 96				DNS	

RACE ANALYSIS



800 Metres Women - Heptathlon

Heat 2 **2**

20 August 2023 18:10 START TIME

32° C 49 %
TEMPERATURE HUMIDITY

1 100 m 2 200 m 3 300 m 4 400 m 5 500 m 6 600 m 7 700 m

								1	2	3	4	5	6	7		
1 1402 Anna HALL								USA		23 Mar 01		2:04.09		CHB		
1	13.79	2	13.94	3	15.19	4	15.67	5	16.05	6	16.27	7	16.70	16.48		
	13.79 (1)		27.73 (1)		42.92 (1)		58.59 (1)		1:14.64 (1)		1:30.91 (1)		1:47.61 (1)			
2 848 Katarina JOHNSON-THOMPSON								GBR		9 Jan 93		2:05.63		PB		
1	14.57	2	14.50	3	15.67	4	15.73	5	16.20	6	16.53	7	16.30	16.13		
	14.57 (2)		29.07 (2)		44.74 (2)		1:00.47 (2)		1:16.67 (2)		1:33.20 (2)		1:49.50 (2)			
3 934 Xénia KRIZSÁN								HUN		13 Jan 93		2:08.93		SB		
1	14.64	2	15.43	3	15.68	4	16.38	5	16.20	6	16.69	7	16.62	17.29		
	14.64 (3)		30.07 (4)		45.75 (4)		1:02.13 (4)		1:18.33 (4)		1:35.02 (4)		1:51.64 (4)			
4 564 Noor VIDTS								BEL		30 May 96		2:09.48		SB		
1	14.93	2	14.60	3	15.32	4	16.39	5	15.71	6	16.93	7	17.26	18.34		
	14.93 (4)		29.53 (3)		44.85 (3)		1:01.24 (3)		1:16.95 (3)		1:33.88 (3)		1:51.14 (3)			
5 1144 Emma OOSTERWEGEL								NED		29 Jun 98		2:12.06		SB		
1	15.31	2	16.15	3	16.62	4	17.53	5	17.02	6	17.18	7	16.37	15.88		
	15.31 (5)		31.46 (5)		48.08 (5)		1:05.61 (5)		1:22.63 (5)		1:39.81 (5)		1:56.18 (5)			
6 1138 Sofie DOKTER								NED		19 Dec 02		2:17.98				
1	15.37	2	16.71	3	17.25	4	18.02	5	17.97	6	18.30	7	17.79	16.57		
	15.37 (6)		32.08 (9)		49.33 (9)		1:07.35 (8)		1:25.32 (9)		1:43.62 (8)		2:01.41 (7)			
7 907 Sophie WEIßENBERG								GER		24 Sep 97		2:18.03		SB		
1	15.47	2	16.38	3	17.11	4	18.17	5	17.62	6	17.90	7	17.67	17.71		
	15.47 (7)		31.85 (7)		48.96 (7)		1:07.13 (7)		1:24.75 (7)		1:42.65 (6)		2:00.32 (6)			
8 803 Saga VANNINEN								FIN		4 May 03		2:20.13				
1	16.03	2	16.42	3	17.07	4	18.06	5	18.03	6	18.59	7	18.22	17.71		
	16.03 (10)		32.45 (10)		49.52 (10)		1:07.58 (10)		1:25.61 (10)		1:44.20 (10)		2:02.42 (9)			
9 1156 Anouk VETTER								NED		4 Feb 93		2:20.49		SB		
1	15.53	2	16.54	3	17.11	4	18.29	5	17.72	6	18.01	7	18.29	19.00		
	15.53 (9)		32.07 (8)		49.18 (8)		1:07.47 (9)		1:25.19 (8)		1:43.20 (7)		2:01.49 (8)			
10 1404 Chari HAWKINS								USA		21 May 91		2:22.53				
1	15.49	2	16.12	3	17.31	4	18.00	5	17.65	6	19.09	7	20.17	18.70		
	15.49 (8)		31.61 (6)		48.92 (6)		1:06.92 (6)		1:24.57 (6)		1:43.66 (9)		2:03.83 (10)			

RESULTS



800 Metres Women - Heptathlon

RECORDS	RESULT	NAME	COUNTRY	AGE	VENUE	DATE
World Heptathlon Best WHB	2:01.84	Nadine DEBOIS	FRA	26	Talence (FRA)	27 Sep 1987
Champ. Heptathlon Best CHB	2:04.09	Anna HALL	USA	22	Budapest	20 Aug 2023
Area Record AR		National Record NR		Personal Best PB		Season Best SB

Heat 1

2

20 August 2023 18:01 START TIME 32° C 48 %
TEMPERATURE HUMIDITY

PLACE	BIB	NAME	COUNTRY	DATE OF BIRTH	LANE	RESULT	POINTS	TOTAL
1	941	Rita NEMES	HUN	30 Nov 89	1	2:10.65	955	6232
2	834	Esther CONDE-TURPIN	FRA	29 Apr 96	10	2:11.23 PB	947	5256
3	1452	Ekaterina VORONINA	UZB	16 Feb 92	7	2:14.03 SB	906	5922
4	968	Kate O'CONNOR	IRL	12 Dec 00	3	2:14.06 SB	906	6145
5	818	Auriana LAZRAQ-KHLASS	FRA	22 Apr 99	2	2:14.25	903	6179
6	877	Vanessa GRIMM	GER	22 Apr 97	4	2:14.36	902	6088
7	540	Sarah LAGGER	AUT	3 Sep 99	6	2:15.32	888	5910
8	807	Léonie CAMBOURS	FRA	31 Jul 00	5	2:19.34	832	5939
	662	Martha Valeria ARAUJO SINISTERRA	COL	12 May 96	8	DNS		0
	1215	Paulina LIGARSKA	POL	9 Apr 96	9	DNS		0

NOTE BIB 818 (Auriana LAZRAQ-KHLASS) - TR17.4.3 or TR17.4.4

INTERMEDIATE TIMES

100 m	15.57 Rita NEMES	200 m	31.51 Rita NEMES
300 m	48.23 Rita NEMES	400 m	1:05.60 Rita NEMES
500 m	1:22.11 Rita NEMES	600 m	1:38.54 Rita NEMES
700 m	1:54.32 Esther CONDE-TURPIN		

Heat 2

2

20 August 2023 18:10 START TIME 32° C 49 %
TEMPERATURE HUMIDITY

PLACE	BIB	NAME	COUNTRY	DATE OF BIRTH	LANE	RESULT	POINTS	TOTAL
1	1402	Anna HALL	USA	23 Mar 01	3	2:04.09 CHB	1053	6720
2	848	Katarina JOHNSON-THOMPSON	GBR	9 Jan 93	1	2:05.63 PB	1030	6740
3	934	Xénia KRIZSÁN	HUN	13 Jan 93	7	2:08.93 SB	980	6479
4	564	Noor VIDTS	BEL	30 May 96	8	2:09.48 SB	972	6450
5	1144	Emma OOSTERWEGEL	NED	29 Jun 98	6	2:12.06 SB	935	6464
6	1138	Sofie DOKTER	NED	19 Dec 02	10	2:17.98	851	6192
7	907	Sophie WEIßENBERG	GER	24 Sep 97	4	2:18.03 SB	850	6438
8	803	Saga VANNINEN	FIN	4 May 03	9	2:20.13	822	6289
9	1156	Anouk VETTER	NED	4 Feb 93	2	2:20.49 SB	817	6501
10	1404	Chari HAWKINS	USA	21 May 91	5	2:22.53	789	6366


INTERMEDIATE TIMES

100 m	13.79 Anna HALL	200 m	27.73 Anna HALL
300 m	42.92 Anna HALL	400 m	58.59 Anna HALL
500 m	1:14.64 Anna HALL	600 m	1:30.91 Anna HALL
700 m	1:47.61 Anna HALL		

HEPTATHLON FINAL RESULTS

RECORDS	RESULT	NAME	COUNTRY	AGE	VENUE	DATE
World Record WR	7291	Jackie JOYNER-KERSEE	USA	26	Seoul (KOR)	24 Sep 1988
Championships Record CR	7128	Jackie JOYNER-KERSEE	USA	25	Roma (ITA)	1 Sep 1987
World Leading WL	6988	Anna HALL	USA	22	Götzis (AUT)	28 May 2023

19-20 August 2023



PLACE	BIB	NAME	COUNTRY	POINTS	POINTS BEHIND LEADER	100 Metres Hurdles	High Jump	Shot Put	200 Metres	Long Jump	Javelin Throw	800 Metres
1	848	Katarina JOHNSON-THOMPSON	GBR	6740		13.50 (+0.4) 1050(10)	1.86	13.64	23.48 (0.0)	6.54 (-0.1)	46.14	2:05.63
				SB		1054(2) 2104(4)		770(13) 2874(5)	1031(1) 3905(2)	1020(1) 4925(1)	785(7) 5710(1)	1030(2) 6740(1)
2	1402	Anna HALL	USA	6720	-20	12.97 (+0.4) 1129(2)	1.83	14.54	23.56 (0.0)	6.19 (+0.8)	44.88	2:04.09
						1016(3) 2145(1)		830(3) 2975(1)	1023(2) 3998(1)	908(5) 4906(2)	761(10) 5667(3)	1053(1) 6720(2)
3	1156	Anouk VETTER	NED	6501	-239	13.42 (+0.4) 1062(8)	1.71	15.72	24.28 (0.0)	5.99 (-0.5)	59.57	2:20.49
				SB		867(19) 1929(18)		909(1) 2838(8)	954(8) 3792(7)	846(14) 4638(7)	1046(11) 5684(2)	817(17) 6501(3)
4	934	Xénia KRIZSÁN	HUN	6479	-261	13.48 (-1.1) 1053(9)	1.77	14.18	25.16 (-0.1)	6.30 (+0.8)	51.23	2:08.93
				SB		941(13) 1994(10)		806(7) 2800(9)	872(17) 3672(12)	943(3) 4615(8)	884(3) 5499(7)	980(3) 6479(4)
5	1144	Emma OOSTERWEGEL	NED	6464	-276	13.38 (-0.2) 1068(7)	1.71	14.16	24.58 (-0.1)	6.19 (-0.1)	54.88	2:12.06
				SB		867(21) 1935(17)		805(8) 2740(13)	926(10) 3666(13)	908(6) 4574(10)	955(2) 5529(6)	935(7) 6464(5)
6	564	Noor VIDTS	BEL	6450	-290	13.33 (-1.1) 1075(5)	1.80	14.40	24.23 (-0.1)	6.35 (+0.6)	41.00	2:09.48
				SB		978(7) 2053(6)		821(5) 2874(5)	959(7) 3833(6)	959(2) 4792(4)	686(17) 5478(8)	972(4) 6450(6)
7	907	Sophie WEIßENBERG	GER	6438	-302	13.58 (-0.2) 1039(13)	1.86	13.97	23.88 (0.0)	6.10 (+0.3)	48.51	2:18.03
				PB		1054(1) 2093(5)		792(10) 2885(4)	992(4) 3877(5)	880(8) 4757(5)	831(5) 5588(4)	850(14) 6438(7)
8	1404	Chari HAWKINS	USA	6366	-374	13.04 (+0.4) 1118(3)	1.83	14.40	24.38 (0.0)	6.16 (0.0)	45.77	2:22.53
				PB		1016(3) 2134(3)		821(6) 2955(2)	945(9) 3900(3)	899(7) 4799(3)	778(9) 5577(5)	789(18) 6366(8)
9	803	Saga VANNINEN	FIN	6289	-451	13.62 (+0.4) 1033(16)	1.80	14.78	24.71 (-0.1)	6.06 (+0.5)	48.32	2:20.13
						978(8) 2011(9)		846(2) 2857(7)	914(11) 3771(8)	868(12) 4639(6)	828(6) 5467(9)	822(16) 6289(9)
10	941	Rita NEMES	HUN	6232	-508	13.63 (-0.2) 1031(17)	1.77	12.97	25.04 (-0.1)	6.29 (-0.3)	44.68	2:10.65
				PB		941(12) 1972(14)		725(20) 2697(17)	883(16) 3580(17)	940(4) 4520(12)	757(12) 5277(11)	955(5) 6232(10)
11	1138	Sofie DOKTER	NED	6192	-548	13.82 (-0.2) 1004(19)	1.80	13.16	23.89 (0.0)	6.09 (+0.2)	44.46	2:17.98
						978(8) 1982(11)		738(18) 2720(15)	991(5) 3711(10)	877(11) 4588(9)	753(13) 5341(10)	851(13) 6192(11)
12	818	Auriana LAZRAQ-KHLASS	FRA	6179	-561	13.62 (-0.2) 1033(15)	1.77	13.48	24.02 (-0.1)	6.01 (-0.2)	42.29	2:14.25
				PB		941(10) 1974(13)		759(14) 2733(14)	979(6) 3712(9)	853(13) 4565(11)	711(15) 5276(12)	903(10) 6179(12)
13	968	Kate O'CONNOR	IRL	6145	-595	13.57 (-1.1) 1040(12)	1.80	13.47	24.78 (-0.1)	5.74 (-1.2)	46.07	2:14.06
				SB		978(5) 2018(8)		759(15) 2777(10)	907(12) 3684(11)	771(17) 4455(15)	784(8) 5239(13)	906(9) 6145(13)
14	877	Vanessa GRIMM	GER	6088	-652	14.00 (-1.1) 978(20)	1.74	14.43	24.91 (-0.1)	6.10 (-0.2)	42.08	2:14.36
				SB		903(17) 1881(20)		823(4) 2704(16)	895(13) 3599(15)	880(9) 4479(13)	707(16) 5186(14)	902(11) 6088(14)
15	807	Léonie CAMBOURS	FRA	5939	-801	13.56 (-0.2) 1041(11)	1.74	13.39	25.03 (-0.1)	6.09 (+1.0)	39.07	2:19.34
				SB		903(18) 1944(15)		753(17) 2697(17)	884(14) 3581(16)	877(10) 4458(14)	649(20) 5107(15)	832(15) 5939(15)
16	1452	Ekaterina VORONINA	UZB	5922	-818	14.77 (-1.1) 872(23)	1.77	13.15	25.48 (-0.1)	5.71 (-0.2)	50.02	2:14.03
						941(10) 1813(22)		737(19) 2550(21)	843(19) 3393(20)	762(18) 4155(19)	861(4) 5016(17)	906(8) 5922(16)
17	540	Sarah LAGGER	AUT	5910	-830	14.21 (-1.1) 949(21)	1.77	13.78	25.86 (-0.1)	5.85 (-0.4)	43.79	2:15.32
						941(15) 1890(19)		779(11) 2669(19)	809(21) 3478(18)	804(16) 4282(16)	740(14) 5022(16)	888(12) 5910(17)

Timing by SEIKO

AT-HEP-W-7--0--.RS2..v1

Issued at 18:15 on Sunday, 20 August 2023


1 2

WORLD ATHLETICS PARTNERS



HEPTATHLON FINAL RESULTS

19-20 August 2023



PLACE	BIB	NAME	COUNTRY	POINTS	POINTS BEHIND LEADER	100 Metres Hurdles	High Jump	Shot Put	200 Metres	Long Jump	Javelin Throw	800 Metres
18	834	Esther CONDE-TURPIN	FRA	5256	-1484	13.24 (+0.4) 1089(4)	1.77 941(15)	12.79 713(21)	25.04 (-0.1) 883(15)	NM 0	40.81 683(18)	2:11.23 947(6)
	662	Martha Valeria ARAUJO SINISTE	COL	DNF		13.65 (-0.2) 1028(18)	1.65 795(23)	12.71 708(22)	25.67 (-0.1) 826(20)	5.90 (-0.1) 819(15)	44.87 761(11)	DNS 4937(18)
	1215	Paulina LIGARSKA	POL	DNF		14.31 (-1.1) 935(22)	1.71 867(21)	13.71 775(12)	25.41 (-0.1) 850(18)	5.66 (-0.1) 747(19)	40.57 678(19)	DNS 4852(19)
	1377	Taliyah BROOKS	USA	DNF		12.78 (+0.4) 1158(1)	1.80 978(5)	13.45 757(16)	23.85 (0.0) 995(3)	NM 0	DNS	
	899	Carolin SCHÄFER	GER	DNF		13.60 (+0.4) 1036(14)	1.77 941(13)	13.98 793(9)	DNS			
	1300	Annik KÄLIN	SUI	DNF		13.36 (-0.2) 1071(6)	1.71 867(19)	DNS				
							1938(16)					

RESULTS



4 x 400 Metres Relay Mixed - Final

FIRST INTERMEDIATE TIME UPDATED

RECORDS	RESULT	TEAM	COUNTRY	VENUE	DATE
World Record WR	3:08.80	United States	USA	Budapest	19 Aug 2023
Championships Record CR	3:08.80	United States	USA	Budapest	19 Aug 2023
World Leading WL	3:08.80	United States	USA	Budapest	19 Aug 2023
Area Record AR		National Record NR		Season Best SB	

19 August 2023 21:49 START TIME 23° C 88 %
TEMPERATURE HUMIDITY

PLACE	TEAM	BIB	LANE	REACTION	RESULT	Fn
1	UNITED STATES	USA	6	0.182	3:08.80	WR
	3026 Justin ROBINSON (M)				44.99 (1)	
	1395 Rosev EFFIONG (W)				49.86 (2)	1:34.85 (2)
	2972 Matthew BOLING (M)				45.13 (6)	2:19.98 (2)
	1408 Alexis HOLMES (W)				48.82 (1)	
2	GREAT BRITAIN & NI	GBR	8	0.176	3:11.06	NR
	2342 Lewis DAVEY (M)				45.69 (3)	
	857 Laviai NIELSEN (W)				49.94 (3)	1:35.63 (3)
	2353 Rio MITCHAM (M)				44.65 (3)	2:20.28 (3)
	847 Yemi Mary JOHN (W)				50.78 (5)	
3	CZECH REPUBLIC	CZE	4	0.166	3:11.98	NR
	2207 Matěi KRSEK (M)				46.13 (4)	
	694 Tereza PETRŽILKOVÁ (W)				50.60 (4)	1:36.73 (4)
	2211 Patrik ŠORM (M)				44.85 (4)	2:21.58 (4)
	698 Lada VONDROVÁ (W)				50.40 (3)	
4	FRANCE	FRA	5	0.182	3:12.99	
	2299 Gilles BIRON (M)				46.32 (6)	
	822 Louise MARAVAL (W)				51.92 (8)	1:38.24 (7)
	2296 Téo ANDANT (M)				44.05 (1)	2:22.29 (7)
	806 Amandine BROSSIER (W)				50.70 (4)	
5	BELGIUM	BEL	9	0.164	3:13.83	
	2087 Robin VANDERBEMDEN (M)				46.34 (7)	
	563 Imke VERVAET (W)				50.91 (5)	1:37.25 (5)
	2074 Jonathan BORLÉE (M)				44.96 (5)	2:22.21 (5)
	554 Camille LAUS (W)				51.62 (7)	
6	IRELAND	IRL	3	0.223	3:14.13	
	2478 Jack RAFTERY (M)				46.40 (8)	
	960 Sophie BECKER (W)				52.01 (9)	1:38.41 (8)
	2477 Christopher O'DONNELL (M)				45.70 (9)	2:24.11 (8)
	965 Sharlene MAWDSLEY (W)				50.02 (2)	
7	GERMANY	GER	2	0.180	3:14.27	
	2389 Manuel SANDERS (M)				46.22 (5)	
	901 Alica SCHMIDT (W)				51.45 (6)	1:37.67 (6)
	2367 Jean Paul BREDAU (M)				44.61 (2)	2:22.28 (6)
	888 Elisa LECHLEITNER (W)				51.99 (8)	
8	POLAND	POL	1	0.201	3:15.49	
	2765 Iqor BOGACZYŃSKI (M)				46.93 (9)	
	1232 Patrycja WYCISZKIEWICZ-ZAWADZ				51.68 (7)	1:38.61 (9)
	2793 Karol ZALEWSKI (M)				45.54 (8)	2:24.15 (9)
	1220 Marika POPOWICZ-DRAPAŁA (W)				51.34 (6)	
	NETHERLANDS	NED	7	0.183	DNF	
	2699 Liemarvin BONEVACIA (M)				45.27 (2)	
	1142 Lieke KLAVER (W)				49.29 (1)	1:34.56 (1)
	2705 Isaya KLEIN IKKINK (M)				45.29 (7)	2:19.85 (1)
	1136 Femke BOL (W)					

RESULTS
4 x 400 Metres Relay Mixed - Final

FIRST INTERMEDIATE TIME UPDATED

ALL-TIME OUTDOOR TOP LIST				2023 OUTDOOR TOP LIST			
RESULT	TEAM	VENUE	DATE	RESULT	TEAM	VENUE	2023
3:08.80	UNITED STATES (USA)	Budapest	19 Aug 23	3:08.80	UNITED STATES (USA)	Budapest	19 Aug
3:09.82	DOMINICAN REPUBLIC (DOM)	Eugene, OR (USA)	15 Jul 22	3:11.06	GREAT BRITAIN & NI (GBR)	Budapest	19 Aug
3:09.87	POLAND (POL)	Tokyo (JPN)	31 Jul 21	3:11.81	BELGIUM (BEL)	Budapest	19 Aug
3:09.90	NETHERLANDS (NED)	Eugene, OR (USA)	15 Jul 22	3:11.98	CZECH REPUBLIC (CZE)	Budapest	19 Aug
3:11.06	GREAT BRITAIN & NI (GBR)	Budapest	19 Aug 23	3:12.12	NETHERLANDS (NED)	Budapest	19 Aug
3:11.51	BELGIUM (BEL)	Tokyo (JPN)	31 Jul 21	3:12.25	FRANCE (FRA)	Budapest	19 Aug
3:11.76	JAMAICA (JAM)	Tokyo (JPN)	30 Jul 21	3:12.87	POLAND (POL)	Chorzów (POL)	25 Jun
3:11.82	BAHRAIN (BRN)	Doha (QAT)	29 Sep 19	3:13.25	GERMANY (GER)	Budapest	19 Aug
3:11.98	CZECH REPUBLIC (CZE)	Budapest	19 Aug 23	3:13.56	ITALY (ITA)	Chorzów (POL)	25 Jun
3:12.25	FRANCE (FRA)	Budapest	19 Aug 23	3:13.90	IRELAND (IRL)	Budapest	19 Aug

RACE ANALYSIS



4 x 400 Metres Relay Mixed - Final

FIRST INTERMEDIATE TIME UPDATED

19 August 2023 21:49 START TIME 23° C 88 %
TEMPERATURE HUMIDITY

1 400m 2 800m 3 1200m

1 USA UNITED STATES				USA	3:08.80 WR	
1	44.99	2	49.86	3	45.13	48.82
	44.99 (1)		1:34.85 (2)		2:19.98 (2)	
2 GBR GREAT BRITAIN & NI				GBR	3:11.06 NR	
1	45.69	2	49.94	3	44.65	50.78
	45.69 (3)		1:35.63 (3)		2:20.28 (3)	
3 CZE CZECH REPUBLIC				CZE	3:11.98 NR	
1	46.13	2	50.60	3	44.85	50.40
	46.13 (4)		1:36.73 (4)		2:21.58 (4)	
4 FRA FRANCE				FRA	3:12.99	
1	46.32	2	51.92	3	44.05	50.70
	46.32 (6)		1:38.24 (7)		2:22.29 (7)	
5 BEL BELGIUM				BEL	3:13.83	
1	46.34	2	50.91	3	44.96	51.62
	46.34 (7)		1:37.25 (5)		2:22.21 (5)	
6 IRL IRELAND				IRL	3:14.13	
1	46.40	2	52.01	3	45.70	50.02
	46.40 (8)		1:38.41 (8)		2:24.11 (8)	
7 GER GERMANY				GER	3:14.27	
1	46.22	2	51.45	3	44.61	51.99
	46.22 (5)		1:37.67 (6)		2:22.28 (6)	
8 POL POLAND				POL	3:15.49	
1	46.93	2	51.68	3	45.54	51.34
	46.93 (9)		1:38.61 (9)		2:24.15 (9)	
NED NETHERLANDS				NED	DNF	
1	45.27	2	49.29	3	45.29	
	45.27 (2)		1:34.56 (1)		2:19.85 (1)	

RESULT PROGRESSION



4 x 400 Metres Relay Mixed - Final

FIRST INTERMEDIATE TIME UPDATED

RECORDS	RESULT	TEAM	COUNTRY	VENUE	DATE
World Record WR	3:08.80	United States	USA	Budapest	19 Aug 2023
Championships Record CR	3:08.80	United States	USA	Budapest	19 Aug 2023
World Leading WL	3:08.80	United States	USA	Budapest	19 Aug 2023
Area Record AR		National Record NR		Season Best SB	

19 August 2023

RANK	BIB	TEAM	PHASE	HEAT	LANE	PLACE	RESULT	
1	USA	UNITED STATES	Final	1	6	1	3:08.80	WR
			Round 1	1	9	1	3:10.41 Q	WL
2	GBR	GREAT BRITAIN & NI	Final	1	8	2	3:11.06	NR
			Round 1	1	6	2	3:11.19 Q	NR
3	CZE	CZECH REPUBLIC	Final	1	4	3	3:11.98	NR
			Round 1	2	7	6	3:12.52 Q	
4	FRA	FRANCE	Final	1	5	4	3:12.99	
			Round 1	2	6	5	3:12.25 Q	NR
5	BEL	BELGIUM	Final	1	9	5	3:13.83	
			Round 1	1	3	3	3:11.81 Q	SB
6	IRL	IRELAND	Final	1	3	6	3:14.13	
			Round 1	1	2	8	3:13.90 q	SB
7	GER	GERMANY	Final	1	2	7	3:14.27	
			Round 1	2	8	7	3:13.25 q	SB
8	POL	POLAND	Final	1	1	8	3:15.49	
			Round 1	2	3	14	3:14.63 qR	
	NED	NETHERLANDS	Final	1	7		DNF	
			Round 1	2	4	4	3:12.12 Q	SB

ALL-TIME OUTDOOR TOP LIST				2023 OUTDOOR TOP LIST			
RESULT	TEAM	VENUE	DATE	RESULT	TEAM	VENUE	2023
3:08.80	UNITED STATES (USA)	Budapest	19 Aug 23	3:08.80	UNITED STATES (USA)	Budapest	19 Aug
3:09.82	DOMINICAN REPUBLIC (DOM)	Eugene, OR (USA)	15 Jul 22	3:11.06	GREAT BRITAIN & NI (GBR)	Budapest	19 Aug
3:09.87	POLAND (POL)	Tokyo (JPN)	31 Jul 21	3:11.81	BELGIUM (BEL)	Budapest	19 Aug
3:09.90	NETHERLANDS (NED)	Eugene, OR (USA)	15 Jul 22	3:11.98	CZECH REPUBLIC (CZE)	Budapest	19 Aug
3:11.06	GREAT BRITAIN & NI (GBR)	Budapest	19 Aug 23	3:12.12	NETHERLANDS (NED)	Budapest	19 Aug
3:11.51	BELGIUM (BEL)	Tokyo (JPN)	31 Jul 21	3:12.25	FRANCE (FRA)	Budapest	19 Aug
3:11.76	JAMAICA (JAM)	Tokyo (JPN)	30 Jul 21	3:12.87	POLAND (POL)	Chorzów (POL)	25 Jun
3:11.82	BAHRAIN (BRN)	Doha (QAT)	29 Sep 19	3:13.25	GERMANY (GER)	Budapest	19 Aug
3:11.98	CZECH REPUBLIC (CZE)	Budapest	19 Aug 23	3:13.56	ITALY (ITA)	Chorzów (POL)	25 Jun
3:12.25	FRANCE (FRA)	Budapest	19 Aug 23	3:13.90	IRELAND (IRL)	Budapest	19 Aug

SUMMARY



4 x 400 Metres Relay Mixed - Round 1

First 3 of each heat (Q) plus 2 fastest times (q) qualify to Final

POLAND ADVANCED TO FINAL BY THE REFEREE

RECORDS	RESULT	TEAM	COUNTRY	VENUE	DATE
World Record WR	3:09.34	United States	USA	Doha (QAT)	29 Sep 2019
Championships Record CR	3:09.34	United States	USA	Doha (QAT)	29 Sep 2019
World Leading WL	3:10.41	United States	USA	Budapest	19 Aug 2023
Area Record AR		National Record NR		Season Best SB	

19 August 2023

RANK	PLACE	HEAT	LANE	BIB	TEAM	REACTION	RESULT			
1	1	1	9	USA	UNITED STATES	0.246	3:10.41	Q	WL	
2	2	1	6	GBR	GREAT BRITAIN & NI	0.206	3:11.19	Q	NR	
3	3	1	3	BEL	BELGIUM	0.142	3:11.81	Q	SB	
4	1	2	4	NED	NETHERLANDS	0.258	3:12.12	Q	SB	
5	2	2	6	FRA	FRANCE	0.213	3:12.25	Q	NR	
6	3	2	7	CZE	CZECH REPUBLIC	0.172	3:12.52	Q		
7	4	2	8	GER	GERMANY	0.222	3:13.25	q	SB	
8	4	1	2	IRL	IRELAND	0.232	3:13.90	q	SB	
9	5	2	2	JAM	JAMAICA	0.212	3:14.05		SB	
10	5	1	8	HUN	HUNGARY	0.231	3:14.08		NR	
11	6	2	5	SUI	SWITZERLAND	0.200	3:14.38 (.371)			
12	7	2	9	NGR	NIGERIA	0.207	3:14.38 (.378)		SB	
13	6	1	5	ITA	ITALY	0.228	3:14.56			
14	8	2	3	POL	POLAND	0.202	3:14.63	qR		
15	7	1	4	KEN	KENYA	0.247	3:15.47			
16	8	1	1	POR	PORTUGAL	0.251	3:15.75			
			1	7	DOM	DOMINICAN REPUBLIC				DNS

ALL-TIME OUTDOOR TOP LIST				2023 OUTDOOR TOP LIST			
RESULT	TEAM	VENUE	DATE	RESULT	TEAM	VENUE	2023
3:09.34	UNITED STATES (USA)	Doha (QAT)	29 Sep 19	3:10.41	UNITED STATES (USA)	Budapest	19 Aug
3:09.82	DOMINICAN REPUBLIC (DOM)	Eugene, OR (USA)	15 Jul 22	3:11.19	GREAT BRITAIN & NI (GBR)	Budapest	19 Aug
3:09.87	POLAND (POL)	Tokyo (JPN)	31 Jul 21	3:11.81	BELGIUM (BEL)	Budapest	19 Aug
3:09.90	NETHERLANDS (NED)	Eugene, OR (USA)	15 Jul 22	3:12.12	NETHERLANDS (NED)	Budapest	19 Aug
3:11.19	GREAT BRITAIN & NI (GBR)	Budapest	19 Aug 23	3:12.25	FRANCE (FRA)	Budapest	19 Aug
3:11.51	BELGIUM (BEL)	Tokyo (JPN)	31 Jul 21	3:12.34	CZECH REPUBLIC (CZE)	Chorzów (POL)	25 Jun
3:11.76	JAMAICA (JAM)	Tokyo (JPN)	30 Jul 21	3:12.87	POLAND (POL)	Chorzów (POL)	25 Jun
3:11.82	BAHRAIN (BRN)	Doha (QAT)	29 Sep 19	3:13.25	GERMANY (GER)	Budapest	19 Aug
3:12.25	FRANCE (FRA)	Budapest	19 Aug 23	3:13.56	ITALY (ITA)	Chorzów (POL)	25 Jun
3:12.34	CZECH REPUBLIC (CZE)	Chorzów (POL)	25 Jun 23	3:13.90	IRELAND (IRL)	Budapest	19 Aug

RACE ANALYSIS



4 x 400 Metres Relay Mixed - Round 1

First 3 of each heat (Q) plus 2 fastest times (q) qualify to Final

FIRST INTERMEDIATE TIME UPDATED

Heat 1 **2**

19 August 2023 12:06 START TIME

20° C TEMPERATURE 94 % HUMIDITY

1 400m 2 800m 3 1200m

1 USA UNITED STATES

USA

3:10.41 **WL**

1	45.97	2	50.43	3	43.86	50.15
	45.97 (3)		1:36.40 (3)		2:20.26 (2)	

2 GBR GREAT BRITAIN & NI

GBR

3:11.19 **NR**

1	46.04	2	49.51	3	44.48	51.16
	46.04 (4)		1:35.55 (1)		2:20.03 (1)	

3 BEL BELGIUM

BEL

3:11.81 **SB**

1	45.69	2	50.64	3	44.99	50.49
	45.69 (2)		1:36.33 (2)		2:21.32 (3)	

4 IRL IRELAND

IRL

3:13.90 **SB**

1	46.32	2	51.75	3	45.69	50.14
	46.32 (6)		1:38.07 (8)		2:23.76 (7)	

5 HUN HUNGARY

HUN

3:14.08 **NR**

1	45.21	2	52.45	3	45.36	51.06
	45.21 (1)		1:37.66 (4)		2:23.02 (4)	

6 ITA ITALY

ITA

3:14.56

1	46.79	2	50.96	3	45.72	51.09
	46.79 (7)		1:37.75 (5)		2:23.47 (5)	

7 KEN KENYA

KEN

3:15.47

1	46.31	2	51.71	3	45.47	51.98
	46.31 (5)		1:38.02 (6)		2:23.49 (6)	

8 POR PORTUGAL

POR

3:15.75

1	46.86	2	51.19	3	46.12	51.58
	46.86 (8)		1:38.05 (7)		2:24.17 (8)	

DOM DOMINICAN REPUBLIC

DOM

DNS

RACE ANALYSIS



4 x 400 Metres Relay Mixed - Round 1

First 3 of each heat (Q) plus 2 fastest times (q) qualify to Final

FIRST INTERMEDIATE TIME UPDATED

Heat 2 **2**

19 August 2023 12:17 START TIME

21° C TEMPERATURE 94 % HUMIDITY

1 400m 2 800m 3 1200m

1 NED NETHERLANDS

NED

3:12.12^{SB}

1	45.78	2	50.55	3	44.81	50.98
	45.78 (4)		1:36.33 (1)		2:21.14 (3)	

2 FRA FRANCE

FRA

3:12.25^{NR}

1	45.86	2	51.03	3	44.24	51.12
	45.86 (5)		1:36.89 (3)		2:21.13 (2)	

3 CZE CZECH REPUBLIC

CZE

3:12.52

1	45.90	2	51.12	3	45.00	50.50
	45.90 (6)		1:37.02 (4)		2:22.02 (5)	

4 GER GERMANY

GER

3:13.25^{SB}

1	45.53	2	51.32	3	44.08	52.32
	45.53 (1)		1:36.85 (2)		2:20.93 (1)	

5 JAM JAMAICA

JAM

3:14.05^{SB}

1	45.66	2	52.06	3	45.88	50.45
	45.66 (3)		1:37.72 (8)		2:23.60 (8)	

6 SUI SWITZERLAND

SUI

3:14.38

1	45.56	2	51.99	3	44.61	52.22
	45.56 (2)		1:37.55 (7)		2:22.16 (6)	

7 NGR NIGERIA

NGR

3:14.38^{SB}

1	45.91	2	51.39	3	45.39	51.69
	45.91 (7)		1:37.30 (6)		2:22.69 (7)	

8 POL POLAND

POL

3:14.63

1	45.94	2	51.16	3	44.44	53.09
	45.94 (8)		1:37.10 (5)		2:21.54 (4)	

RESULTS



4 x 400 Metres Relay Mixed - Round 1

First 3 of each heat (Q) plus 2 fastest times (q) qualify to Final

FIRST INTERMEDIATE TIME UPDATED

RECORDS	RESULT	TEAM	COUNTRY	VENUE	DATE
World Record WR	3:09.34	United States	USA	Doha (QAT)	29 Sep 2019
Championships Record CR	3:09.34	United States	USA	Doha (QAT)	29 Sep 2019
World Leading WL	3:10.41	United States	USA	Budapest	19 Aug 2023
Area Record AR		National Record NR		Season Best SB	

Heat 1

2

19 August 2023 12:06 START TIME

20° C TEMPERATURE 94 % HUMIDITY

PLACE	TEAM	BIB	LANE	REACTION	RESULT		Fn
1	UNITED STATES	USA	9	0.246	3:10.41	Q	WL
	3043 Ryan WILLIE (M)				45.97 (3)		
	1395 Rosey EFFIONG (W)				50.43 (2)	1:36.40 (3)	
	3026 Justin ROBINSON (M)				43.86 (1)	2:20.26 (2)	
	1408 Alexis HOLMES (W)				50.15 (2)		
2	GREAT BRITAIN & NI	GBR	6	0.206	3:11.19	Q	NR
	2340 Joseph BRIER (M)				46.04 (4)		
	857 Laviai NIELSEN (W)				49.51 (1)	1:35.55 (1)	
	2353 Rio MITCHAM (M)				44.48 (2)	2:20.03 (1)	
	847 Yemi Marv JOHN (W)				51.16 (6)		
3	BELGIUM	BEL	3	0.142	3:11.81	Q	SB
	2087 Robin VANDERBEMDEN (M)				45.69 (2)		
	563 Imke VERVAET (W)				50.64 (3)	1:36.33 (2)	
	2084 Florent MABILLE (M)				44.99 (3)	2:21.32 (3)	
	554 Camille LAUS (W)				50.49 (3)		
4	IRELAND	IRL	2	0.232	3:13.90	q	SB
	2478 Jack RAFTERY (M)				46.32 (6)		
	960 Sophie BECKER (W)				51.75 (7)	1:38.07 (8)	
	2477 Christopher O'DONNELL (M)				45.69 (6)	2:23.76 (7)	
	965 Sharlene MAWDSLEY (W)				50.14 (1)		
5	HUNGARY	HUN	8	0.231	3:14.08		NR
	2431 Attila MOLNÁR (M)				45.21 (1)		
	928 Bianka KÉRI (W)				52.45 (8)	1:37.66 (4)	
	2448 Zoltán WAHL (M)				45.36 (4)	2:23.02 (4)	
	938 Janka MOLNÁR (W)				51.06 (4)		
6	ITALY	ITA	5	0.228	3:14.56		
	2490 Lorenzo BENATI (M)				46.79 (7)		
	987 Avomide FOLORUNSO (W)				50.96 (4)	1:37.75 (5)	
	2506 Riccardo MELI (M)				45.72 (7)	2:23.47 (5)	
	992 Alice MANGIONE (W)				51.09 (5)		
7	KENYA	KEN	4	0.247	3:15.47		
	2609 Zablon Ekhal EKWAM (M)				46.31 (5)		
	1085 Milicent NDORO (W)				51.71 (6)	1:38.02 (6)	
	2613 Wyclife KINYAMAL (M)				45.47 (5)	2:23.49 (6)	
	1087 Mercy Adonqo OKETCH (W)				51.98 (8)		
8	PORTUGAL	POR	1	0.251	3:15.75		
	2800 Omar ELKHATIB (M)				46.86 (8)		
	1235 Cátia AZEVEDO (W)				51.19 (5)	1:38.05 (7)	
	2799 Ricardo DOS SANTOS (M)				46.12 (8)	2:24.17 (8)	
	1239 Fatoumata Binta DIALLO (W)				51.58 (7)		
	DOMINICAN REPUBLIC	DOM	7		DNS		

RESULTS
4 x 400 Metres Relay Mixed - Round 1
FIRST INTERMEDIATE TIME UPDATED
Heat 2 **2**
19 August 2023 12:17 START TIME 21° C 94 %
 TEMPERATURE HUMIDITY

PLACE	TEAM	BIB	LANE	REACTION	RESULT		Fn
1	NETHERLANDS	NED	4	0.258	3:12.12	Q	SB
	2705 Isava KLEIN IKKINK (M)				45.78 (4)		
	1142 Lieke KLAVER (W)				50.55 (1)	1:36.33 (1)	
	2695 Terrence AGARD (M)				44.81 (5)	2:21.14 (3)	
	1136 Femke BOL (W)				50.98 (3)		
2	FRANCE	FRA	6	0.213	3:12.25	Q	NR
	2299 Gilles BIRON (M)				45.86 (5)		
	822 Louise MARAVAL (W)				51.03 (2)	1:36.89 (3)	
	2296 Téo ANDANT (M)				44.24 (2)	2:21.13 (2)	
	806 Amandine BROSSIER (W)				51.12 (4)		
3	CZECH REPUBLIC	CZE	7	0.172	3:12.52	Q	
	2207 Matěj KRSEK (M)				45.90 (6)		
	694 Tereza PETRŽILKOVÁ (W)				51.12 (3)	1:37.02 (4)	
	2211 Patrik ŠORM (M)				45.00 (6)	2:22.02 (5)	
	698 Lada VONDROVÁ (W)				50.50 (2)		
4	GERMANY	GER	8	0.222	3:13.25	q	SB
	2389 Manuel SANDERS (M)				45.53 (1)		
	901 Alica SCHMIDT (W)				51.32 (5)	1:36.85 (2)	
	2367 Jean Paul BREDAU (M)				44.08 (1)	2:20.93 (1)	
	900 Skadi SCHIER (W)				52.32 (7)		
5	JAMAICA	JAM	2	0.212	3:14.05		SB
	2541 Demish GAYE (M)				45.66 (3)		
	1014 Natoya GOULE-TOPPIN (W)				52.06 (8)	1:37.72 (8)	
	2547 Malik JAMES-KING (M)				45.88 (8)	2:23.60 (8)	
	1038 Stacey Ann WILLIAMS (W)				50.45 (1)		
6	SWITZERLAND	SUI	5	0.200	3:14.38 (.371)		
	2881 Lionel SPITZ (M)				45.56 (2)		
	1309 Giulia SENN (W)				51.99 (7)	1:37.55 (7)	
	2878 Rickv PETRUCCIANI (M)				44.61 (4)	2:22.16 (6)	
	1306 Julia NIEDERBERGER (W)				52.22 (6)		
7	NIGERIA	NGR	9	0.207	3:14.38 (.378)		SB
	2722 Dubem NWACHUKWU (M)				45.91 (7)		
	1164 Patience Okon GEORGE (W)				51.39 (6)	1:37.30 (6)	
	2721 Ezekiel NATHANIEL (M)				45.39 (7)	2:22.69 (7)	
	1171 Imaobonq Nse UKO (W)				51.69 (5)		
8	POLAND	POL	3	0.202	3:14.63	qR	
	2793 Karol ZALEWSKI (M)				45.94 (8)		
	1220 Marika POPOWICZ-DRAPAŁA (W)				51.16 (4)	1:37.10 (5)	
	2770 Kaietan DUSZYŃSKI (M)				44.44 (3)	2:21.54 (4)	
	1232 Patrycja WYCISZKIEWICZ-ZAWADZ				53.09 (8)		

ALL-TIME OUTDOOR TOP LIST				2023 OUTDOOR TOP LIST			
RESULT	TEAM	VENUE	DATE	RESULT	TEAM	VENUE	2023
3:09.34	UNITED STATES (USA)	Doha (QAT)	29 Sep 19	3:10.41	UNITED STATES (USA)	Budapest	19 Aug
3:09.82	DOMINICAN REPUBLIC (DOM)	Eugene, OR (USA)	15 Jul 22	3:11.19	GREAT BRITAIN & NI (GBR)	Budapest	19 Aug
3:09.87	POLAND (POL)	Tokyo (JPN)	31 Jul 21	3:11.81	BELGIUM (BEL)	Budapest	19 Aug
3:09.90	NETHERLANDS (NED)	Eugene, OR (USA)	15 Jul 22	3:12.12	NETHERLANDS (NED)	Budapest	19 Aug
3:11.19	GREAT BRITAIN & NI (GBR)	Budapest	19 Aug 23	3:12.25	FRANCE (FRA)	Budapest	19 Aug
3:11.51	BELGIUM (BEL)	Tokyo (JPN)	31 Jul 21	3:12.34	CZECH REPUBLIC (CZE)	Chorzów (POL)	25 Jun
3:11.76	JAMAICA (JAM)	Tokyo (JPN)	30 Jul 21	3:12.87	POLAND (POL)	Chorzów (POL)	25 Jun
3:11.82	BAHRAIN (BRN)	Doha (QAT)	29 Sep 19	3:13.25	GERMANY (GER)	Budapest	19 Aug
3:12.25	FRANCE (FRA)	Budapest	19 Aug 23	3:13.56	ITALY (ITA)	Chorzów (POL)	25 Jun
3:12.34	CZECH REPUBLIC (CZE)	Chorzów (POL)	25 Jun 23	3:13.90	IRELAND (IRL)	Budapest	19 Aug

MEDAL TABLE

FINAL

PLACE	COUNTRY	TOTAL	W	M	X	GOLD				SILVER				BRONZE			
						TOTAL	W	M	X	TOTAL	W	M	X	TOTAL	W	M	X
1	USA UNITED STATES	29	15	13	1	12	5	6	1	8	6	2	9	4	5		
2	CAN CANADA	6	2	4		4	1	3		2	1	1					
3	ESP SPAIN	5	2	3		4	2	2		1	1						
4	JAM JAMAICA	12	7	5		3	2	1		5	3	2	4	2	2		
5	KEN KENYA	10	6	4		3	3			3	1	2	4	2	2		
6	ETH ETHIOPIA	9	6	3		2	2			4	3	1	3	1	2		
7	GBR GREAT BRITAIN & N.I.	10	4	5	1	2	1	1		3	1	1	5	2	3		
8	NED NETHERLANDS	5	5			2	2			1	1		2	2			
9	NOR NORWAY	4	4			2	2			1	1		1	1			
10	SWE SWEDEN	3	3			2	2			1	1						
11	UGA UGANDA	2	2			2	2										
12	AUS AUSTRALIA	6	5	1		1	1			2	2		3	2	1		
13	ITA ITALY	4	1	3		1	1			2	2		1	1			
14	UKR UKRAINE	2	2			1	1			1	1						
15	GRE GREECE	2	1	1		1	1						1	1			
	JPN JAPAN	2	1	1		1	1						1	1			
	MAR MOROCCO	2	1	1		1	1						1	1			
18	BRN BAHRAIN	1	1			1	1										
	BUR BURKINA FASO	1	1			1	1										
	DOM DOMINICAN REPUBLIC	1	1			1	1										
	IND INDIA	1	1			1	1										
	SRB SERBIA	1	1			1	1										
	VEN VENEZUELA	1	1			1	1										
24	POL POLAND	2	1	1						2	1	1					
25	CUB CUBA	3	1	2						1	1		2	1	1		
26	BOT BOTSWANA	2	2							1	1		1	1			
27	IVB BRITISH VIRGIN ISLANDS	1	1							1	1						
	COL COLOMBIA	1	1							1	1						
	ECU ECUADOR	1	1							1	1						
	FRA FRANCE	1	1							1	1						
	ISR ISRAEL	1	1							1	1						
	PAK PAKISTAN	1	1							1	1						
	PER PERU	1	1							1	1						
	PHI PHILIPPINES	1	1							1	1						
	PUR PUERTO RICO	1	1							1	1						
	SLO SLOVENIA	1	1							1	1						

PLACE	COUNTRY	TOTAL	W	M	X	GOLD				SILVER				BRONZE			
						TOTAL	W	M	X	TOTAL	W	M	X	TOTAL	W	M	X
37	CZE CZECH REPUBLIC	2		1	1									2	1	1	
	CHN PR OF CHINA	2	2											2	2		
39	BAR BARBADOS	1	1											1	1		
	BRA BRAZIL	1		1										1		1	
	FIN FINLAND	1	1											1	1		
	GRN GRENADA	1		1										1		1	
	HUN HUNGARY	1		1										1		1	
	LTU LITHUANIA	1		1										1		1	
	QAT QATAR	1		1										1		1	
	ROU ROMANIA	1	1											1	1		



RECORDS SET

FINAL

Men

Men Total

1	2	10	4	29
---	---	----	---	----

100 Metres

3007	LYLES Noah - USA	9.83	f						WL	
2102	TEBOGO Letsile - BOT	9.88	f							NR

200 Metres

2013	SANTOS Marcos - ANG	21.05	h	3						NR
------	---------------------	-------	---	---	--	--	--	--	--	----

400 Metres

2349	HUDSON-SMITH Matthew - GBR	44.26	sf	2					AR	NR
2431	MOLNÁR Attila - HUN	44.84	h	1						NR
2589	SATO Kentaro - JPN	44.77	h	1						NR
2731	INGVALDSEN Håvard Bentsdal - NOR	44.39	h	3						NR

1500 Metres

2706	LAROS Niels - NED	3:31.25	f							NR
2023	MKRTCHYAN Yervand - ARM	3:39.35	h	1						NR
2706	LAROS Niels - NED	3:32.74	sf	1						NR

10,000 Metres

2958	CATROFE Santiago - URU	28:28.49	f							NR
------	------------------------	----------	---	--	--	--	--	--	--	----

400 Metres Hurdles

2537	CLARKE Roshawn - JAM	47.34	sf	3				WU20R		NR
------	----------------------	-------	----	---	--	--	--	-------	--	----

High Jump

2519	TAMBERI Gianmarco - ITA	2.36	f						WL	
2991	HARRISON JuVaughn - USA	2.36	f						WL	

Pole Vault

2762	OBIENA Ernest John - PHI	6.00	f						AR	NR
------	--------------------------	------	---	--	--	--	--	--	----	----

Long Jump

2552	PINNOCK Wayne - JAM	8.54	q	A					WL	
------	---------------------	------	---	---	--	--	--	--	----	--

Shot Put

2980	CROUSER Ryan - USA	23.51	f						CR	
------	--------------------	-------	---	--	--	--	--	--	----	--

Discus Throw

2902	STÅHL Daniel - SWE	71.46	f						CR	
2037	DENNY Matthew - AUS	68.24	f							NR

Hammer Throw

2145	KATZBERG Ethan - CAN	81.25	f							NR
2145	KATZBERG Ethan - CAN	81.18	q	A						NR

Decathlon

2148	LEPAGE Pierce - CAN	8909							WL	
2415	VICTOR Lindon - GRN	8756								NR

20 Kilometres Race Walk

324	MARTÍN Álvaro - ESP	1:17:32	f			WL	
304	BONFIM Caio - BRA	1:17:47	f				NR
379	KARLSTRÖM Perseus - SWE	1:17:39	f				NR
329	PARTANEN Veli-Matti - FIN	1:18:22	f				NR
335	LINKE Christopher - GER	1:18:12	f				NR
370	RODRÍGUEZ César Augusto - PER	1:19:52	f				NR
306	DUNFEE Evan - CAN	1:18:03	f				NR

35 Kilometres Race Walk

320	PINTADO Brian Daniel - ECU	2:24:34	f			AR	NR
324	MARTÍN Álvaro - ESP	2:24:30	f				NR
335	LINKE Christopher - GER	2:25:35	f				NR

4x100 Metres Relay

ITA	ITALY - ITA	37.65	h	2			WL
USA	UNITED STATES - USA	37.38	f				WL
USA	UNITED STATES - USA	37.67	h	1			WL

4x400 Metres Relay

USA	UNITED STATES - USA	2:57.31	f				WL
IND	INDIA - IND	2:59.05	h	1		AR	NR
HUN	HUNGARY - HUN	3:02.65	h	1			NR
FRA	FRANCE - FRA	2:58.45	f				NR
CZE	CZECH REPUBLIC - CZE	3:00.99	h	1			NR

Women

Women Total

0	4	10	6	38
---	---	----	---	----

100 Metres

1434	RICHARDSON Sha'Carri - USA	10.65	f			CR	WL	
984	DOSSO Zaynab - ITA	11.14	h	5				NR

200 Metres

1017	JACKSON Shericka - JAM	21.41	f			CR	WL	NR
1273	PEREIRA Veronica Shanti - SGP	22.57	h	3				NR

400 Metres

549	WILLIAMS Sada - BAR	49.58	sf	3				NR
711	PAULINO Marileidy - DOM	48.76	f					NR
552	BOLINGO Cynthia - BEL	49.96	sf	1				NR

800 Metres

571	NOWE Oratile - BOT	2:01.62	h	4				NR
-----	--------------------	---------	---	---	--	--	--	----

1500 Metres

707	THØGERSEN Sofia - DEN	4:05.34	h	2				NR
1032	TRACEY Adelle - JAM	3:58.77	sf	2				NR
964	MAGEEAN Ciara - IRL	3:56.61	f					NR

5000 Metres

1126	GALVÁN Laura - MEX	14:43.94	h	2				NR
1055	TANAKA Nozomi - JPN	14:37.98	h	2				NR

3000 Metres Steeplechase

602	YAVI Winfred Mutile - BRN	8:54.29	f				WL	
1281	MIŠMAŠ ZRIMŠEK Maruša - SLO	9:06.37	f					NR
810	FINOT Alice - FRA	9:06.15	f					NR
954	CHAUDHARY Parul - IND	9:15.31	f					NR

100 Metres Hurdles

1403	HARRISON Kendra - USA	12.24	h	3	WL			
544	CHARLTON Devynne - BAH	12.44	h	3				NR
963	LAVIN Sarah - IRL	12.62	sf	1				NR

400 Metres Hurdles

599	ADEKOYA Kemi - BRN	53.39	sf	3		AR		NR
599	ADEKOYA Kemi - BRN	53.09	f			AR		NR
599	ADEKOYA Kemi - BRN	53.56	h	3		AR		NR
987	FOLORUNSO Ayomide - ITA	53.89	sf	3				NR

Pole Vault

1427	MOON Katie - USA	4.90	f			WL		
523	KENNEDY Nina - AUS	4.90	f			WL		NR
1284	ŠUTEJ Tina - SLO	4.80	f					NR

Long Jump

1291	VULETA Ivana - SRB	7.14	f			WL		NR
------	--------------------	------	---	--	--	----	--	----

Triple Jump

708	LAFOND Thea - DMA	14.90	f					NR
708	LAFOND Thea - DMA	14.62	q	B				NR

Hammer Throw

543	SKYDAN Hanna - AZE	77.10	q	A				NR
-----	--------------------	-------	---	---	--	--	--	----

Javelin Throw

666	RUIZ HURTADO Flor Denis - COL	65.47	f				AR	NR
-----	-------------------------------	-------	---	--	--	--	----	----

20 Kilometres Race Walk

101	MONTAG Jemima - AUS	1:27:16	f				AR	NR
-----	---------------------	---------	---	--	--	--	----	----

35 Kilometres Race Walk

127	PÉREZ María - ESP	2:38:40	f			CR		
159	ORTEGA Alejandra - MEX	2:50:44	f					NR
106	LYRA Viviane - BRA	2:44:40	f					NR
117	ĐURDIAKOVÁ Tereza - CZE	2:49:06	f					NR

4x100 Metres Relay

USA	UNITED STATES - USA	41.03	f			CR	WL	
CIV	CÔTE D'IVOIRE - CIV	41.90	h	2			AR	NR
ITA	ITALY - ITA	42.14	h	2				NR
HUN	HUNGARY - HUN	43.38	h	2				NR

4x400 Metres Relay

JAM	JAMAICA - JAM	3:22.74	h	1			WL	
NED	NETHERLANDS - NED	3:20.72	f				WL	NR
HUN	HUNGARY - HUN	3:27.79	h	2				NR
ITA	ITALY - ITA	3:23.86	h	2				NR

Mixed

Mixed Total

1	1	2	1	6
---	---	---	---	---

4x400 Metres Relay

USA	UNITED STATES - USA	3:08.80	f			WR	CR	WL	AR	NR
USA	UNITED STATES - USA	3:10.41	h	1				WL		
GBR	GREAT BRITAIN & NI - GBR	3:11.19	h	1						NR
FRA	FRANCE - FRA	3:12.25	h	2						NR
HUN	HUNGARY - HUN	3:14.08	h	1						NR
GBR	GREAT BRITAIN & NI - GBR	3:11.06	f							NR
CZE	CZECH REPUBLIC - CZE	3:11.98	f							NR

MEN + WOMEN Total

2	7	22	11	73
---	---	----	----	----

WORLD ATHLETICS PARTNERS



PLACING TABLE

FINAL

PLACE	POINTS	COUNTRY	Gold	Silver	Bronze	Fourth	Fifth	Sixth	Seventh	Eighth
1	277	USA UNITED STATES	12	8	9	3	6	4	7	6
2	139	JAM JAMAICA	3	5	4	5	5		4	3
3	112	KEN KENYA	3	3	4	4	2	2	3	3
4	102	GBR GREAT BRITAIN & N.I.	2	3	5	3	3	1	1	3
5	96	ETH ETHIOPIA	2	4	3	2	3	3	1	1
6	70	CAN CANADA	4	2		3		2	1	1
7	55	ESP SPAIN	4	1		1	1	2		1
8	51	AUS AUSTRALIA	1	2	3	1			2	2
	51	ITA ITALY	1	2	1	1	1	2	3	2
	51	NED NETHERLANDS	2	1	2	1	1	2		1
11	37	JPN JAPAN	1		1		2	3	2	2
12	36	GER GERMANY				1	4	2	3	3
13	35	NOR NORWAY	2	1	1			1	1	1
14	33	CHN PR OF CHINA			2	1	1	3	1	1
15	31	POL POLAND		2		1	1	2		2
16	29	FRA FRANCE		1		1	2	2	1	1
17	27	CUB CUBA		1	2	1		1		
	27	SWE SWEDEN	2	1				1		1
19	23	UGA UGANDA	2				1		1	1
	23	UKR UKRAINE	1	1			2			
21	19	IND INDIA	1				2	1		
22	18	BRA BRAZIL			1	1	1			3
23	17	BEL BELGIUM					3	1	1	
24	16	BOT BOTSWANA		1	1			1		
25	15	FIN FINLAND			1		1	1	1	
	15	PER PERU		1		1		1		
	15	SLO SLOVENIA		1		1		1		
28	14	CZE CZECH REPUBLIC			2				1	
	14	GRE GREECE	1		1					
	14	IRL IRELAND				2		1		1
	14	MAR MOROCCO	1		1					
	14	NZL NEW ZEALAND				1	1	1	1	
33	13	BRN BAHRAIN	1			1				
34	12	ECU ECUADOR		1				1	1	
	12	ISR ISRAEL		1		1				
36	11	HUN HUNGARY			1	1				
37	10	BUR BURKINA FASO	1						1	
	10	DOM DOMINICAN REPUBLIC	1						1	
	10	EST ESTONIA				1		1	1	
	10	LTU LITHUANIA			1			1		1
	10	SRB SERBIA	1						1	
42	9	LCA SAINT LUCIA				1	1			
	9	VEN VENEZUELA	1							1
44	8	ALG ALGERIA					2			
	8	BAH BAHAMAS				1		1		
	8	NGR NIGERIA				1		1		
	8	ROU ROMANIA			1				1	
	8	SUI SWITZERLAND					1		2	
49	7	IVB BRITISH VIRGIN ISLANDS		1						
	7	COL COLOMBIA		1						
	7	PAK PAKISTAN		1						

PLACE	POINTS	COUNTRY	Gold	Silver	Bronze	Fourth	Fifth	Sixth	Seventh	Eighth
49	7	PHI PHILIPPINES		1						
	7	PUR PUERTO RICO		1						
54	6	AUT AUSTRIA					1		1	
	6	BAR BARBADOS			1					
	6	CIV COTE D'IVOIRE				1				1
	6	CRO CROATIA					1		1	
	6	GRN GRENADA			1					
	6	POR PORTUGAL				1				1
	6	QAT QATAR			1					
61	5	AZE AZERBAIJAN				1				
	5	GUA GUATEMALA				1				
	5	LAT LATVIA				1				
	5	LES LESOTHO				1				
65	4	DMA DOMINICA					1			
	4	MEX MEXICO					1			
67	3	KOR KOREA						1		
68	2	BDI BURUNDI							1	
	2	RSA SOUTH AFRICA							1	
70	1	ALB ALBANIA								1
	1	ERI ERITREA								1